

5513 m.

RED BULL GRAND PRIX OF THE AMERICAS

Free Practice
Classification

3

	Rider	Nation	Team	Motorcycle	Time	Lap	Total	Gap	Top Speed
1	80 David ALONSO	COL	CFMOTO Valresa Aspar Team	CFMOTO	2'16.537	13	13		238.9
2	96 Daniel HOLGADO	SPA	Red Bull GASGAS Tech3	GASGAS	2'16.719	12	12	0.182 0.182	241.6
3	99 Jose Antonio RUEDA	SPA	Red Bull KTM Ajo	KTM	2'16.760	12	12	0.223 0.041	236.3
4	64 David MUÑOZ	SPA	BOE Motorsports	KTM	2'16.779	11	11	0.242 0.019	238.4
5	95 Collin VEIJER	NED	Liqui Moly Husqvarna Intact GP	HUSQVARNA	2'17.171	12	12	0.634 0.392	235.2
6	18 Matteo BERTELLE	ITA	Rivacold Snipers Team	HONDA	2'17.260	12	14	0.723 0.089	234.7
7	31 Adrian FERNANDEZ	SPA	Leopard Racing	HONDA	2'17.356	13	14	0.819 0.096	233.2
8	36 Angel PIQUERAS	SPA	Leopard Racing	HONDA	2'17.361	10	12	0.824 0.005	235.8
9	48 Ivan ORTOLA	SPA	MT Helmets - MSI	KTM	2'17.420	6	7	0.883 0.059	234.7
10	24 Tatsuki SUZUKI	JPN	Liqui Moly Husqvarna Intact GP	HUSQVARNA	2'17.434	10	12	0.897 0.014	240.0
11	82 Stefano NEPA	ITA	LEVELUP - MTA	KTM	2'17.598	13	13	1.061 0.164	234.7
12	72 Taiyo FURUSATO	JPN	Honda Team Asia	HONDA	2'17.614	15	15	1.077 0.016	230.7
13	7 Filippo FARIOLI	ITA	SIC58 Squadra Corse	HONDA	2'17.641	8	8	1.104 0.027	229.2
14	6 Ryusei YAMANAKA	JPN	MT Helmets - MSI	KTM	2'17.662	15	15	1.125 0.021	237.8
15	66 Joel KELSO	AUS	BOE Motorsports	KTM	2'17.714	14	15	1.177 0.052	239.4
16	78 Joel ESTEBAN	SPA	CFMOTO Valresa Aspar Team	CFMOTO	2'17.757	13	13	1.220 0.043	239.4
17	19 Scott OGDEN	GBR	MLav Racing	HONDA	2'17.818	12	13	1.281 0.061	236.3
18	22 David ALMANSA	SPA	Rivacold Snipers Team	HONDA	2'18.191	11	12	1.654 0.373	237.3
19	58 Luca LUNETTA	ITA	SIC58 Squadra Corse	HONDA	2'18.434	12	13	1.897 0.243	235.8
20	12 Jacob ROULSTONE	AUS	Red Bull GASGAS Tech3	GASGAS	2'18.885	12	13	2.348 0.451	238.9
21	85 Xabi ZURUTUZA	SPA	Red Bull KTM Ajo	KTM	2'18.947	13	13	2.410 0.062	237.3
22	70 Joshua WHATLEY	GBR	MLav Racing	HONDA	2'19.143	11	12	2.606 0.196	231.7
23	10 Nicola CARRARO	ITA	LEVELUP - MTA	KTM	2'19.336	7	12	2.799 0.193	239.4
24	5 Tatchakorn BUASRI	THA	Honda Team Asia	HONDA	2'19.516	11	12	2.979 0.180	232.2
25	55 Noah DETTWILER	SWI	CIP Green Power	KTM	2'19.596	12	13	3.059 0.080	236.3
26	54 Riccardo ROSSI	ITA	CIP Green Power	KTM	2'19.713	10	12	3.176 0.117	234.2

Practice condition: Dry

Air: 15°

Humidity: 71%

Ground: 20°

Fastest Lap:	Lap: 13	David ALONSO	2'16.537	145.3 Km/h
Best Race Lap:	2017	Aron CANET	2'15.583	146.3 Km/h
All Time Lap Record:	2017	Aron CANET	2'14.644	147.4 Km/h

The results are provisional until the end of the limit for protest and appeals.

Time limit for protest expires 60' after publication of the results - Time:

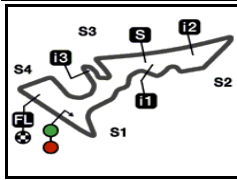
These data/results cannot be reproduced, stored and/or transmitted in whole or in part by any manner of electronic, mechanical, photocopying, recording, broadcasting or otherwise now known or herein after developed without the previous express consent by the copyright owner, except for reproduction in daily press and regular printed publications on sale to the public within 60 days of the event related to those data/results and always provided that copyright symbol appears together as follows below.

© DORNA, 2024

Official MotoGP Timing by TISSOT
www.motogp.com

Austin, Friday, April 12, 2024





5513 m.

RED BULL GRAND PRIX OF THE AMERICAS

Free Practice

Top Speed & Average

4



Rider	Nation	Motorcycle	Top 5 speeds					Average	Top
96 Daniel HOLGADO	SPA	GASGAS	241.6	240.5	240.0	238.9	238.9	240.0	241.6
24 Tatsuki SUZUKI	JPN	HUSQVARNA	240.0	237.3	236.8	235.8	235.8	236.9	240.0
10 Nicola CARRARO	ITA	KTM	239.4	237.3	235.8	235.8	235.2	236.7	239.4
66 Joel KELSO	AUS	KTM	239.4	235.8	235.8	235.8	235.2	236.4	239.4
78 Joel ESTEBAN	SPA	CFMOTO	239.4	238.9	235.8	235.2	234.7	236.8	239.4
12 Jacob ROULSTONE	AUS	GASGAS	238.9	238.4	235.8	235.8	234.7	236.7	238.9
80 David ALONSO	COL	CFMOTO	238.9	238.4	237.8	236.3	236.3	237.5	238.9
64 David MUÑOZ	SPA	KTM	238.4	238.4	238.4	235.8	234.7	236.7	238.4
6 Ryusei YAMANAKA	JPN	KTM	237.8	236.3	235.2	235.2	235.2	235.9	237.8
22 David ALMANSA	SPA	HONDA	237.3	237.3	236.8	235.8	234.2	236.3	237.3
85 Xabi ZURUTUZA	SPA	KTM	237.3	236.3	234.7	234.2	234.2	234.9	237.3
19 Scott OGDEN	GBR	HONDA	236.3	234.7	234.7	234.2	233.7	234.6	236.3
55 Noah DETTWILER	SWI	KTM	236.3	235.8	235.2	235.2	234.7	235.3	236.3
99 Jose Antonio RUEDA	SPA	KTM	236.3	236.3	234.7	233.7	233.7	234.9	236.3
36 Angel PIQUERAS	SPA	HONDA	235.8	235.8	235.8	235.2	233.7	235.3	235.8
58 Luca LUNETTA	ITA	HONDA	235.8	234.7	234.2	234.2	233.7	234.5	235.8
95 Collin VEIJER	NED	HUSQVARNA	235.2	235.2	233.7	233.7	233.2	234.2	235.2
18 Matteo BERTELLE	ITA	HONDA	234.7	232.7	231.7	231.7	230.2	231.3	234.7
48 Ivan ORTOLA	SPA	KTM	234.7	233.7	232.7	232.7	232.2	233.2	234.7
82 Stefano NEPA	ITA	KTM	234.7	234.7	234.7	234.2	234.2	234.5	234.7
54 Riccardo ROSSI	ITA	KTM	234.2	232.7	232.2	231.7	231.7	232.4	234.2
31 Adrian FERNANDEZ	SPA	HONDA	233.2	231.2	230.7	230.2	230.2	230.8	233.2
5 Tatchakorn BUASRI	THA	HONDA	232.2	231.7	229.7	229.7	229.7	230.5	232.2
70 Joshua WHATLEY	GBR	HONDA	231.7	230.7	230.2	229.7	229.2	230.3	231.7
72 Taiyo FURUSATO	JPN	HONDA	230.7	230.7	230.7	229.2	229.2	230.0	230.7
7 Filippo FARIOLI	ITA	HONDA	229.2	229.2	228.8	228.8	228.8	229.0	229.2

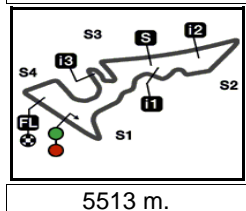
These data/results cannot be reproduced, stored and/or transmitted in whole or in part by any manner of electronic, mechanical, photocopying, recording, broadcasting or otherwise now known or herein after developed without the previous express consent by the copyright owner, except for reproduction in daily press and regular printed publications on sale to the public within 60 days of the event related to those data/results and always provided that copyright symbol appears together as follows below.

© DORNA, 2024

Official MotoGP Timing by TISSOT
www.motogp.com



Austin, Friday, April 12, 2024



RED BULL GRAND PRIX OF THE AMERICAS

Free Practice

Chronological Analysis of Performances

5

* Lap / Sector time cancelled T1 Time from finish line to 1st intermediate T3 Time from 2nd intermed. to 3rd intermed.
 P Crossing the finish line in pit lane T2 Time from 1st intermed. to 2nd intermed. T4 Time from 3rd intermediate to finish line

Lap	Lap Time	T1	T2	T3	T4	Speed	Lap	Lap Time	T1	T2	T3	T4	Speed		
1st 80 David ALONSO CFMOTO Valresa Asp COL															
Runs=2		Total laps=13			Full laps=10		Valid laps=10								
1	2'48.700	36.947	35.913	36.314	33.248	238.4	1	3'08.193	37.589	36.203	35.954	32.628	238.4		
2	2'21.754	40.003	34.593	35.166	31.992	235.2	2	2'20.362	39.664	33.899	35.103	31.696	238.4		
3	2'20.067	39.586	33.971	35.054	31.456	236.3	3	2'19.186	39.410	33.597	34.815	31.364	234.2		
4	2'18.462	38.941	33.526	34.857	31.138	237.8	4	2'18.903	39.524	33.211	34.658	31.510	233.2		
5	2'18.045	38.898	33.587	34.504	31.056	238.9	5	2'18.436	39.233	33.354	34.606	31.243	232.7		
6	2'22.355	38.877	33.979	38.100	31.399	226.8	6	2'18.128	38.961	33.570	34.499	31.098	234.7		
7	2'18.400	38.935	33.698	34.686	31.081	234.2	7	2'32.097 P	47.64*	34.101	35.702	34.650	225.9		
8	2'17.219	38.692	33.205	34.474	30.848	235.8	8	10'53.984	37.817	33.752	37.606	38.492	232.2		
9	2'23.164 P	39.98*	33.799	34.879	34.502	233.7	9	2'20.994	40.419	34.525	34.801	31.249	238.4		
10	6'42.625	37.818	33.782	35.087	31.391	234.7	10	2'17.355	38.777	33.280	34.392	30.906	235.8		
11	2'19.054	39.588	33.633	34.780	31.053	234.7	11	2'16.779	38.832	32.903	34.349	30.695	234.7		
12	2'17.079	38.625	33.231	34.395	30.828	235.8									
13	2'16.537	38.387	33.021	34.410	30.719	236.3									
2nd 96 Daniel HOLGADO Red Bull GASGAS Te SPA															
Runs=2		Total laps=12			Full laps=9		Valid laps=8								
1	3'07.576	37.715	36.417	35.896	32.804	232.7	1	4'10.322	37.747	36.428	36.465	32.802	230.7		
2	2'21.325	39.789	34.195	35.172	32.169	236.3	2	2'22.002	40.282	34.463	35.388	31.869	233.7		
3	2'19.852	39.327	33.668	35.187	31.670	240.0	3	2'20.533	39.542	34.055	35.244	31.692	232.7		
4	2'19.121	39.116	33.522	34.981	31.502	237.3	4	2'19.487	39.091	33.878	35.067	31.451	232.7		
5	2'18.751 *	38.827	33.792*	34.769	31.363	241.6	5	2'19.032	39.068	33.706	35.083	31.175	233.2		
6	2'21.110	39.099	34.244	35.904	31.863	240.5	6	2'18.499	38.807	33.570	34.937	31.185	232.7		
7	2'18.300	38.622	33.460	34.707	31.511	237.8	7	2'18.019	38.707	33.515	34.794	31.003	232.7		
8	2'33.428 P	45.651	34.885	35.229	37.663	232.7	8	2'18.069	38.654	33.413	34.918	31.084	231.7		
9	9'34.634 *	39.535	33.733	34.777	31.793*	238.9	9	2'27.255 P	41.576	35.212	35.606	34.861	232.2		
10	2'16.988	38.647	33.143	34.397	30.801	238.9	10	7'52.664 *	35.684	33.785	34.814	31.070*	233.7		
11	2'16.773	38.295	33.252	34.314	30.912	237.3	11	2'17.473	38.494	33.323	34.585	31.071	235.2		
12	2'16.719	38.323	33.040	34.316	31.040	237.8	12	2'17.171	38.593	33.113	34.483	30.982	235.2		
3rd 99 Jose Antonio RUED Red Bull KTM Ajo SPA															
Runs=2		Total laps=12			Full laps=9		Valid laps=9								
1	2'42.916	37.164	36.208	36.215	33.314	234.7	1	3'33.226	37.943	36.430	36.106	32.318	230.2		
2	2'22.587	40.383	34.278	35.733	32.193	236.3	2	2'20.429	39.649	34.030	35.226	31.524	230.2		
3	2'20.747	39.665	34.229	35.155	31.698	233.2	3	2'19.514	39.281	33.856	34.950	31.427	230.2		
4	2'20.324	39.598	33.990	35.168	31.568	232.7	4	2'19.060	39.223	33.777	34.972	31.088	229.7		
5	2'19.422	39.115	33.793	35.038	31.476	232.2	5	2'18.571	39.099	33.584	34.822	31.066	229.2		
6	2'18.861	39.074	33.590	34.906	31.291	232.2	6	2'17.901	38.885	33.487	34.726	30.803	230.2		
7	2'18.244	38.911	33.456	34.847	31.030	232.2	7	2'17.700	38.843	33.335	34.716	30.806	232.7		
8	2'22.725 P	39.667	33.804	34.959	34.295	231.2	8	2'24.988	41.456	35.677	36.153	31.702	220.4		
9	9'19.245	34.087	33.562	34.866	30.968	232.7	9	2'17.831 *	39.15*	33.301	34.546	30.827*	230.2		
10	2'17.681	38.946	33.291	34.519	30.925	233.7	10	2'22.621 P	38.765	33.471	34.510	35.875	229.7		
11	2'17.191	38.533	33.270	34.526	30.862	236.3	11	5'07.669	36.186	34.605	34.859	31.024	229.2		
12	2'16.760	38.421	33.086	34.501	30.752	233.7	12	2'17.260	38.617	33.427	34.421	30.795	231.7		
							13	2'17.368	38.610	33.408	34.442	30.908	231.7		
							14	2'18.347	38.754	33.374	34.997	31.222	234.7		

Fastest Lap: David ALONSO CFMOTO Valresa Asp COL **2'16.537** 38.387 33.021 34.410 30.719

These data/results cannot be reproduced, stored and/or transmitted in whole or in part by any manner of electronic, mechanical, photocopying, recording, broadcasting or otherwise now known or herein after developed without the previous express consent by the copyright owner, except for reproduction in daily press and regular printed publications on sale to the public within 60 days of the event related to those data/results and always provided that copyright symbol appears together as follows below.
 © DORNA, 2024



Free Practice

Moto3

Lap	Lap Time	T1	T2	T3	T4	Speed	Lap	Lap Time	T1	T2	T3	T4	Speed		
7th	31	Adrian FERNANDEZ Leopard Racing SPA					Runs=2 Total laps=14 Full laps=11 Valid laps=10	12	2'44.088 P	39.544	41.229	41.524	41.791	180.9	
1	2'54.469	35.671	35.020	35.965	31.908	233.2	11th	82	Stefano NEPA LEVELUP - MTA ITA					Runs=2 Total laps=13 Full laps=10 Valid laps=8	
2	2'20.996	39.542	34.619	35.166	31.669	231.2	1	3'36.783	39.631	36.209	36.084	32.452	230.2		
3	2'21.362	39.723	34.249	35.391	31.999	229.2	2	2'23.851	39.746	34.474	37.193	32.438	233.7		
4	2'20.589	39.686	34.218	35.103	31.582	229.2	3	2'19.785 *	39.247	33.924	35.210	31.404*	234.7		
5	2'19.380	39.427	33.878	34.668	31.407	230.2	4	2'19.188	39.079	33.784	35.028	31.297	234.7		
6	2'18.773	39.016	33.818	34.771	31.168	230.2	5	2'23.204	41.250	34.060	36.634	31.260	232.7		
7	2'18.200	38.858	33.518	34.619	31.205	229.2	6	2'19.158	38.819	33.813	35.330	31.196	232.7		
8	2'18.497	39.039	33.537	34.751	31.170	230.7	7	2'18.451	38.820	33.493	34.960	31.178	234.7		
9	2'25.257 P	40.49*	33.747	34.799	36.217	227.8	8	2'18.266	38.767	33.705	34.711	31.083	233.2		
10	5'30.758	35.704	34.777	35.869	31.133	227.8	9	2'18.003 *	38.69*	33.508	34.842	30.958	234.2		
11	2'18.088	38.750	33.544	34.621	31.173	230.2	10	2'17.632	38.529	33.447	34.722	30.934	233.7		
12	2'17.686	38.745	33.441	34.488	31.012	230.2	11	2'22.881 P	38.441	34.642	36.115	33.683	218.1		
13	2'17.356	38.596	33.415	34.367	30.978	228.8	12	6'03.801	35.424	34.119	36.467	31.428	232.2		
14	2'17.618 *	38.662	33.376*	34.685	30.895	229.7	13	2'17.598	38.638	33.352	34.811	30.797	234.2		
8th	36	Angel PIQUERAS Leopard Racing SPA					Runs=2 Total laps=12 Full laps=9 Valid laps=6	12th	72	Taiyo FURUSATO Honda Team Asia JPN					Runs=1 Total laps=15 Full laps=14 Valid laps=10
1	3'13.232	37.263	35.825	35.678	32.466	232.2	1	3'30.946	35.844	35.351	36.557	31.803	229.2		
2	2'22.317	40.219	34.278	35.320	32.500	235.8	2	2'20.311 *	39.364	33.920*	35.376	31.651	229.2		
3	2'21.324	40.056	33.871	35.230	32.167	235.8	3	2'20.012	39.373	33.758	35.399	31.482	229.2		
4	2'20.616 *	39.761	33.877	35.207	31.771*	232.2	4	2'19.063	38.908	33.742	35.014	31.399	227.8		
5	2'20.058	39.447	34.005	34.883	31.723	231.2	5	2'18.847	38.947	33.680	34.831	31.389	228.3		
6	2'19.271	39.188	33.750	34.725	31.608	232.2	6	2'18.617	38.922	33.595	34.876	31.224	228.3		
7	2'27.927 P	39.42*	35.740	36.002	36.757	223.6	7	2'18.393	38.858	33.526	34.883	31.126	230.7		
8	9'47.067 *	35.597	35.010	36.323	31.820*	216.4	8	2'26.367 *	39.26*	35.408	37.763	33.928*	225.4		
9	2'18.387	39.087	33.401	34.612	31.287	233.7	9	2'18.739 *	39.08*	33.537	34.950	31.166	228.8		
10	2'17.361	38.660	33.173	34.273	31.255	235.2	10	2'18.396	38.810	33.530	34.809	31.247	228.8		
11	2'23.286 *	37.62*	33.642	35.108	36.916	231.2	11	2'22.586	38.812	34.969	35.620	33.185	224.0		
12	2'16.960 *	38.735	33.079*	34.287	30.859	235.8	12	2'18.928 *	38.962	33.616*	34.982	31.368	230.7		
9th	48	Ivan ORTOLA MT Helmets - MSI SPA					Runs=1 Total laps=7 Full laps=6 Valid laps=5	13	2'19.290	39.212	33.931	34.923	31.224	228.8	
1	3'48.081	36.829	35.936	35.672	31.892	231.7	14	2'17.819	38.735	33.333	34.895	30.856	228.8		
2	2'20.628	40.147	34.180	34.934	31.367	232.2	15	2'17.614	38.599	33.307	34.727	30.981	230.7		
3	2'18.908	39.092	33.737	34.851	31.228	231.2	13th	7	Filippo FARIOLI SIC58 Squadra Corse ITA					Runs=1 Total laps=8 Full laps=7 Valid laps=7	
4	2'19.196 *	39.13*	33.968	34.824	31.267*	232.7	1	2'38.467	36.581	36.127	35.832	32.729	228.3		
5	2'18.114	38.832	33.678	34.415	31.189	232.7	2	2'22.772	40.442	34.940	35.338	32.052	228.3		
6	2'17.420	38.643	33.336	34.450	30.991	233.7	3	2'20.232	39.479	34.141	35.024	31.588	229.2		
7	2'18.269	38.769	33.252	34.963	31.285	234.7	4	2'19.639	39.237	33.881	34.801	31.720	228.8		
unfinished	38.751						5	2'18.960	39.029	33.632	34.731	31.568	228.8		
10th	24	Tatsuki SUZUKI Liqui Moly Husqvarna JPN					Runs=2 Total laps=12 Full laps=8 Valid laps=8	6	2'20.404	39.992	33.981	34.824	31.607	227.8	
1	3'05.354	37.591	35.406	36.852	32.026	233.7	7	2'17.877	38.943	33.303	34.527	31.104	228.8		
2	2'21.570	39.638	34.617	35.821	31.494	234.7	8	2'17.641	38.738	33.355	34.424	31.124	229.2		
3	2'19.377	39.037	33.960	35.048	31.332	236.8	14th	6	Ryusei YAMANAKA MT Helmets - MSI JPN					Runs=1 Total laps=15 Full laps=14 Valid laps=13	
4	2'19.338	38.840	33.624	35.026	31.848	240.0	1	3'37.362	36.336	36.217	36.352	32.569	233.7		
5	2'18.262	38.488	33.475	34.894	31.405	237.3	2	2'21.410	39.626	34.263	35.476	32.045	237.8		
6	2'18.074	38.809	33.414	34.759	31.092	235.2	3	2'20.844	39.400	34.304	35.317	31.823	234.7		
7	2'17.880	38.678	33.535	34.639	31.028	234.7	4	2'19.948	39.134	33.981	35.215	31.618	233.2		
8	2'32.122 P	41.29*	35.663	36.646	38.516	227.8	5	2'21.261	39.031	33.906	36.739	31.585	234.2		
9	10'48.292 *	38.981	33.777	34.671	31.009*	235.8	6	2'19.246	39.042	33.942	34.988	31.274	232.2		
10	2'17.434	38.418	33.359	34.549	31.108	235.8	7	2'18.223	38.708	33.531	34.696	31.288	233.7		
11	2'17.608	38.587	33.268	34.615	31.138	235.8									

Fastest Lap: David ALONSO CFMOTO Valresa Asp COL **2'16.537** 38.387 33.021 34.410 30.719

These data/results cannot be reproduced, stored and/or transmitted in whole or in part by any manner of electronic, mechanical, photocopying, recording, broadcasting or otherwise now known or herein after developed without the previous express consent by the copyright owner, except for reproduction in daily press and regular printed publications on sale to the public within 60 days of the event related to those data/results and always provided that copyright symbol appears together as follows below.
© DORNA, 2024

Free Practice

Moto3

Lap	Lap Time	T1	T2	T3	T4	Speed	Lap	Lap Time	T1	T2	T3	T4	Speed
8	2'18.003	38.493	33.553	34.816	31.141	234.7	12	2'17.818	38.528	33.368	34.818	31.104	234.7
9	2'17.916 *	38.58*	33.546	34.646	31.136	235.2	13	2'18.972	39.161	33.777	34.945	31.089	234.7
10	2'18.289	38.618	33.808	34.744	31.119	235.2	18th 22 David ALMANSA Rivacold Snipers Tea SPA						
11	2'19.269	38.751	33.805	35.362	31.351	235.2	Runs=2 Total laps=12 Full laps=9 Valid laps=8						
12	2'17.887	38.502	33.548	34.725	31.112	233.7	1	3'07.954	38.214	36.584	36.142	32.528	234.2
13	2'18.543	38.760	33.587	35.086	31.110	234.2	2	2'21.349	40.040	34.102	35.450	31.757	236.8
14	2'18.003	38.715	33.520	34.697	31.071	233.7	3	2'19.646	39.122	33.581	35.243	31.700	237.3
15	2'17.662	38.735	33.358	34.585	30.984	236.3	4	2'19.353	39.091	33.497	35.099	31.666	237.3
15th 66 Joel KELSO BOE Motorsports AUS							5	2'18.713	38.929	33.555	34.820	31.409	235.8
Runs=1 Total laps=15 Full laps=14 Valid laps=12							6	2'19.606	38.920	33.740	35.356	31.590	231.7
1	3'41.006	37.598	35.837	36.231	32.661	233.7	7	2'22.352	38.931	33.526	37.465	32.430	229.7
2	2'22.316	40.111	34.619	35.570	32.016	234.7	8	2'26.686 P	38.897	34.004	36.514	37.271	229.7
3	2'19.028 *	39.109	33.650*	34.916	31.353	235.2	9	9'55.460	38.258	34.484	41.369	34.049	209.3
4	2'18.540	38.923	33.503	34.704	31.410	232.7	10	2'18.670	39.024	33.278	34.858	31.510	232.7
5	2'24.938	39.024	33.644	40.587	31.683	229.2	11	2'18.191	38.780	33.332	34.827	31.252	232.2
6	2'18.440	39.009	33.387	34.715	31.329	233.7	12	2'23.218 *	42.15*	33.417	34.866	32.776	232.7
7	2'18.144	38.816	33.369	34.747	31.212	234.2	19th 58 Luca LUNETTA SIC58 Squadra Corse ITA						
8	2'17.976	38.794	33.375	34.607	31.200	233.2	Runs=2 Total laps=13 Full laps=10 Valid laps=10						
9	2'18.184 *	38.98*	33.204	34.544	31.453	234.7	1	2'40.493	37.176	36.347	36.819	32.723	233.7
10	2'18.540	38.897	33.268	34.633	31.742	233.7	2	2'23.874	40.701	35.073	35.943	32.157	231.2
11	2'38.343	44.112	39.090	42.616	32.525	188.8	3	2'23.091	40.256	34.907	35.703	32.225	234.2
12	2'18.927	38.867	33.371	34.758	31.931	235.8	4	2'22.022	40.060	34.342	35.513	32.107	235.8
13	2'17.833	38.910	33.290	34.420	31.213	239.4	5	2'21.348	39.669	34.389	35.435	31.855	232.2
14	2'17.714	38.545	33.252	34.608	31.309	235.8	6	2'21.635	39.789	34.241	35.642	31.963	231.7
15	2'25.279	38.765	33.275	37.115	36.124	235.8	7	2'21.602	39.693	34.372	35.632	31.905	228.3
16th 78 Joel ESTEBAN CFMOTO Valresa Asp SPA							8	2'19.353	39.278	33.859	34.918	31.298	231.7
Runs=2 Total laps=13 Full laps=10 Valid laps=7							9	2'25.490 P	39.84*	34.588*	35.083	35.979	230.7
1	2'41.767	37.100	36.317	36.542	32.423	232.7	10	7'35.050 *	40.156	34.412	35.088	31.878*	231.2
2	2'23.869	40.397	34.885	36.117	32.470	239.4	11	2'18.819	39.018	33.883	34.818	31.100	234.2
3	2'21.652	40.033	34.279	35.477	31.863	238.9	12	2'18.434	38.865	33.640	34.734	31.195	234.7
4	2'20.722	39.658	33.922	35.238	31.904	234.7	13	2'18.900	39.137	33.684	34.813	31.266	231.2
5	2'20.296 *	39.278	34.057	35.431	31.530*	232.2	20th 12 Jacob ROULSTONE Red Bull GASGAS Te AUS						
6	2'20.436	39.647	33.891	35.244	31.654	235.8	Runs=2 Total laps=13 Full laps=10 Valid laps=9						
7	2'19.974 *	39.457	33.939	35.101	31.477*	235.2	1	2'40.737	39.008	36.697	37.324	32.815	232.7
8	2'19.122	39.286	33.658	34.767	31.411	233.7	2	2'23.957	40.965	35.156	36.174	31.662	235.8
9	2'23.889 P	40.08*	34.032	35.380	34.389	232.7	3	2'22.827	40.302	34.851	35.944	31.730	238.4
10	7'49.004	36.918	34.022	35.117	31.660	232.2	4	2'20.706	39.762	34.232	35.339	31.373	235.8
11	2'18.752 *	39.030	33.426	34.732	31.564*	234.2	5	2'19.393	39.286	34.120	34.992	30.995	238.9
12	2'18.170	38.912	33.344	34.558	31.356	233.2	6	2'24.517 P	39.206	33.882	35.475	35.954	234.7
13	2'17.757	38.856	33.264	34.536	31.101	233.7	7	7'06.157	39.661	35.294	35.395	31.698	231.2
17th 19 Scott OGDEN MLav Racing GBR							8	2'20.996	39.837	34.264	35.422	31.473	230.2
Runs=2 Total laps=13 Full laps=10 Valid laps=9							9	2'20.046	39.249	34.316	35.342	31.139	231.7
1	3'12.448	38.565	37.056	36.717	32.560	230.7	10	2'19.894	39.330	33.923	35.332	31.309	232.2
2	2'22.917	40.387	34.402	35.986	32.142	233.7	11	2'19.252	39.156	33.800	35.386	30.910	231.7
3	2'21.376	39.728	34.254	35.639	31.755	233.7	12	2'18.885	39.192	33.852	34.753	31.088	232.2
4	2'21.820	40.364	34.393	35.307	31.756	233.2	13	2'22.485 *	39.80*	35.486	35.271	31.927	231.7
5	2'19.460	39.190	33.786	34.943	31.541	234.2	21st 85 Xabi ZURUTUZA Red Bull KTM Ajo SPA						
6	2'20.141	40.149	33.688	34.904	31.400	233.2	Runs=2 Total laps=13 Full laps=10 Valid laps=7						
7	2'19.087	38.906	33.813	34.994	31.374	232.7	1	2'57.098	37.630	36.376	36.398	32.562	234.2
8	2'30.350 P	41.71*	34.971	35.466	38.202	231.2	2	2'23.309 *	40.592	35.068	35.696	31.953*	234.7
9	7'21.898	47.414	35.797	40.308	31.519	229.7	3	2'22.161	40.049	34.722	35.645	31.745	234.2
10	2'18.665	38.739	33.910	34.704	31.312	236.3	4	2'23.736	39.813	35.730	35.593	32.600	231.2
11	2'22.597 *	38.21*	33.662	38.684	32.040	233.2							

Fastest Lap: David ALONSO CFMOTO Valresa Asp COL **2'16.537** 38.387 33.021 34.410 30.719

These data/results cannot be reproduced, stored and/or transmitted in whole or in part by any manner of electronic, mechanical, photocopying, recording, broadcasting or otherwise now known or herein after developed without the previous express consent by the copyright owner, except for reproduction in daily press and regular printed publications on sale to the public within 60 days of the event related to those data/results and always provided that copyright symbol appears together as follows below.
© DORNA, 2024

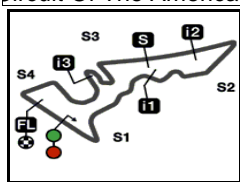
Free Practice

Moto3

Lap	Lap Time	T1	T2	T3	T4	Speed	Lap	Lap Time	T1	T2	T3	T4	Speed		
5	2'19.947	39.365	33.923	35.217	31.442	<u>237.3</u>	25th 55 Noah DETTWILER Runs=2 Total laps=13 Full laps=10 Valid laps=8	1	2'48.883	40.775	37.383	37.016	33.054	230.2	
6	2'19.918	39.260	34.271	35.069	31.318	236.3		2	2'25.837 *	41.008	35.778	36.191	32.860*	231.2	
7	2'29.118 P	43.47*	34.702	35.767	35.176	232.7		3	2'24.377	40.714	35.322	35.874	32.467	231.7	
8	7'24.318	33.939	34.136	34.963	31.246	234.2		4	2'23.239	40.764	34.635	35.618	32.222	234.7	
9	2'29.221 *	39.397	36.117	42.382	31.325*	209.3		5	2'21.824	39.879	34.274	35.505	32.166	235.8	
10	2'19.101	<u>39.095</u>	33.942	<u>34.768</u>	31.296	234.2		6	2'20.838	39.551	34.290	35.220	31.777	<u>236.3</u>	
11	2'20.482	39.133	34.202	35.773	31.374	234.2		7	2'21.357	39.703	34.585	35.412	31.657	233.2	
12	2'19.950 *	38.11*	34.262	35.084	32.490*	232.7		8	2'25.020 P	39.691	34.604	35.233	35.492	229.7	
13	<u>2'18.947</u>	39.192	<u>33.767</u>	34.876	<u>31.112</u>	232.7		9	7'18.348 *	37.264	37.566	42.011	32.161*	213.4	
22nd 70 Joshua WHATLEY MLav Racing GBR Runs=2 Total laps=12 Full laps=8 Valid laps=8	1	2'57.716	42.197	39.627	38.788	33.744		203.7	10	2'21.058 *	39.877	34.364	35.088	31.729*	234.7
2	2'24.889	41.073	35.849	35.764	32.203	228.3		11	2'20.744	39.510	34.565	35.234	31.435	235.2	
3	2'22.243	40.200	34.497	35.661	31.885	229.7		12	<u>2'19.596</u>	<u>39.126</u>	34.077	<u>34.888</u>	31.505	233.2	
4	2'21.327	39.716	34.483	35.366	31.762	<u>231.7</u>		13	2'19.815	39.508	<u>33.891</u>	35.007	<u>31.409</u>	235.2	
5	2'22.362	39.848	34.133	36.312	32.069	229.2	26th 54 Riccardo ROSSI CIP Green Power ITA Runs=2 Total laps=12 Full laps=9 Valid laps=9	1	2'52.934	37.661	37.127	37.311	33.634	229.2	
6	2'19.962	39.155	33.975	35.266	31.566	230.7	2	2'24.668	40.923	35.529	35.761	32.455	<u>234.2</u>		
7	2'20.163	39.343	<u>33.804</u>	35.215	31.801	227.8	3	2'22.061	39.719	34.506	35.703	32.133	232.7		
8	2'31.919 P	39.450	38.653	35.914	37.902	224.5	4	2'22.497	39.981	34.482	35.695	32.339	230.2		
9	9'59.797	47.327	35.086	35.104	31.340	230.2	5	2'21.727	39.812	34.224	35.550	32.141	230.2		
10	2'19.405	<u>38.970</u>	33.870	35.261	31.304	228.3	6	2'20.871	39.629	34.011	35.475	31.756	230.7		
11	<u>2'19.143</u>	39.039	33.888	<u>35.082</u>	<u>31.134</u>	227.3	7	2'34.780 P	45.354	35.219	36.882	<u>37.325</u>	225.9		
12	2'36.998 P	43.18*	38.808	37.651	37.353	201.4	8	9'53.389	41.850	37.886	41.475	33.163	209.7		
23rd 10 Nicola CARRARO LEVELUP - MTA ITA Runs=2 Total laps=12 Full laps=9 Valid laps=4	9	2'20.557	39.384	33.921	35.537	31.715	231.7	9	2'20.557	39.384	33.921	35.537	31.715	231.7	
1	2'56.137	39.241	37.916	37.345	32.799	232.2	10	<u>2'19.713</u>	39.174	33.787	35.173	<u>31.579</u>	231.7		
2	2'25.504 *	41.592	35.592	36.094	32.226*	235.2	11	2'19.726	<u>39.147</u>	33.809	<u>35.057</u>	31.713	232.2		
3	2'22.644 *	40.527	34.670	35.578	31.869*	234.2	12	2'20.494	39.244	<u>33.722</u>	35.546	31.982	231.7		
4	2'22.340	39.822	34.484	35.953	32.081	234.7									
5	2'20.982	39.899	34.394	35.141	31.548	237.3									
6	2'20.573 *	39.693	33.773	35.257	31.850*	235.8									
7	<u>2'19.336</u>	<u>39.097</u>	33.612	35.155	31.472	234.7									
8	2'32.178 P	40.195	34.317	38.766	38.900	231.7									
9	8'30.687	37.547	34.671	35.820	32.333	232.7									
10	2'20.371	39.908	33.877	35.238	<u>31.348</u>	<u>239.4</u>									
11	2'18.728 *	39.174	<u>33.332</u>	<u>34.781</u>	31.441*	235.8									
12	2'20.632 *	39.749	33.795	35.326	31.762*	233.2									
24th 5 Tatchakorn BUASRI Honda Team Asia THA Runs=2 Total laps=12 Full laps=9 Valid laps=8	1	3'09.345	38.165	36.787	37.094	32.396	<u>232.2</u>								
2	2'26.578	40.546	34.520	36.328	35.184	229.7									
3	2'22.032	40.329	34.137	35.862	31.704	231.7									
4	2'22.343	40.201	34.094	36.131	31.917	229.7									
5	2'20.688	39.654	33.719	35.543	31.772	229.7									
6	2'21.858	39.685	34.293	35.964	31.916	228.3									
7	2'31.261 P	40.28*	36.385	38.610	35.982	208.0									
8	10'25.872 *	36.387	34.030	35.617	31.487*	227.3									
9	2'20.087 *	39.555	33.706	35.376	31.450*	227.8									
10	2'20.224	39.812	<u>33.567</u>	35.406	31.439	229.7									
11	<u>2'19.516</u>	39.465	33.639	<u>35.281</u>	<u>31.131</u>	228.3									
12	2'20.057	<u>39.395</u>	33.743	35.478	31.441	225.9									

Fastest Lap: David ALONSO CFMOTO Valresa Asp COL **2'16.537** 38.387 33.021 34.410 30.719

These data/results cannot be reproduced, stored and/or transmitted in whole or in part by any manner of electronic, mechanical, photocopying, recording, broadcasting or otherwise now known or herein after developed without the previous express consent by the copyright owner, except for reproduction in daily press and regular printed publications on sale to the public within 60 days of the event related to those data/results and always provided that copyright symbol appears together as follows below.
© DORNA, 2024



5513 m.

RED BULL GRAND PRIX OF THE AMERICAS

Free Practice

Best Partial Times

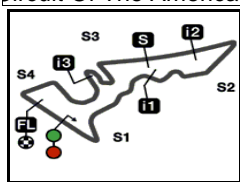
Moto3™

IT Ideal Lap Time, sum of the best partial times

BT Best Lap Time

T1		T2		T3		T4				IT		BT	
Pos	Rider	Time	Rider	Time	Rider	Time	Rider	Time	Pos	Rider	IT	BT	
1	D.HOLGADO	38.295	D.MUÑOZ	32.903	A.PIQUERAS	34.273	D.MUÑOZ	30.695	1	D.HOLGADO	2'16.450	2'16.719	(2)
2	D.ALONSO	38.387	D.ALONSO	33.021	D.HOLGADO	34.314	D.ALONSO	30.719	2	D.ALONSO	2'16.522	2'16.537	(1)
3	T.SUZUKI	38.418	D.HOLGADO	33.040	D.MUÑOZ	34.349	J.RUEDA	30.752	3	D.MUÑOZ	2'16.724	2'16.779	(4)
4	J.RUEDA	38.421	J.RUEDA	33.086	A.FERNANDEZ	34.367	M.BERTELLE	30.795	4	J.RUEDA	2'16.760	2'16.760	(3)
5	S.NEPA	38.441	C.VEIJER	33.113	D.ALONSO	34.395	S.NEPA	30.797	5	A.PIQUERAS	2'16.965	2'17.361	(8)
6	R.YAMANAKA	38.493	A.PIQUERAS	33.173	I.ORTOLA	34.415	D.HOLGADO	30.801	6	C.VEIJER	2'17.072	2'17.171	(5)
7	C.VEIJER	38.494	J.KELSO	33.204	J.KELSO	34.420	T.FURUSATO	30.856	7	M.BERTELLE	2'17.127	2'17.260	(6)
8	S.OGDEN	38.528	I.ORTOLA	33.252	M.BERTELLE	34.421	A.PIQUERAS	30.859	8	T.SUZUKI	2'17.263	2'17.434	(10)
9	J.KELSO	38.545	J.ESTEBAN	33.264	F.FARIOLI	34.424	A.FERNANDEZ	30.895	9	A.FERNANDEZ	2'17.273	2'17.356	(7)
10	A.FERNANDEZ	38.596	T.SUZUKI	33.268	C.VEIJER	34.483	J.ROULSTONE	30.910	10	I.ORTOLA	2'17.301	2'17.420	(9)
11	T.FURUSATO	38.599	D.ALMANSA	33.278	J.RUEDA	34.501	C.VEIJER	30.982	10	S.NEPA	2'17.301	2'17.598	(11)
12	M.BERTELLE	38.610	M.BERTELLE	33.301	J.ESTEBAN	34.536	R.YAMANAKA	30.984	12	J.KELSO	2'17.369	2'17.714	(15)
13	I.ORTOLA	38.643	F.FARIOLI	33.303	T.SUZUKI	34.549	I.ORTOLA	30.991	13	R.YAMANAKA	2'17.420	2'17.662	(14)
14	A.PIQUERAS	38.660	T.FURUSATO	33.307	R.YAMANAKA	34.585	T.SUZUKI	31.028	14	T.FURUSATO	2'17.489	2'17.614	(12)
15	F.FARIOLI	38.738	N.CARRARO	33.332	S.OGDEN	34.704	S.OGDEN	31.089	15	F.FARIOLI	2'17.569	2'17.641	(13)
16	D.MUÑOZ	38.777	S.NEPA	33.352	S.NEPA	34.711	L.LUNETTA	31.100	16	S.OGDEN	2'17.689	2'17.818	(17)
17	D.ALMANSA	38.780	R.YAMANAKA	33.358	T.FURUSATO	34.727	J.ESTEBAN	31.101	17	J.ESTEBAN	2'17.757	2'17.757	(16)
18	J.ESTEBAN	38.856	S.OGDEN	33.368	L.LUNETTA	34.734	F.FARIOLI	31.104	18	D.ALMANSA	2'18.130	2'18.191	(18)
19	L.LUNETTA	38.865	A.FERNANDEZ	33.415	J.ROULSTONE	34.753	X.ZURUTUZA	31.112	19	L.LUNETTA	2'18.339	2'18.434	(19)
20	J.WHATLEY	38.970	T.BUASRI	33.567	X.ZURUTUZA	34.768	T.BUASRI	31.131	20	N.CARRARO	2'18.558	2'19.336	(23)
21	X.ZURUTUZA	39.095	L.LUNETTA	33.640	N.CARRARO	34.781	J.WHATLEY	31.134	21	J.ROULSTONE	2'18.619	2'18.885	(20)
22	N.CARRARO	39.097	R.ROSSI	33.722	D.ALMANSA	34.820	J.KELSO	31.200	22	X.ZURUTUZA	2'18.742	2'18.947	(21)
23	DETTWILER	39.126	X.ZURUTUZA	33.767	N.DETTWILER	34.888	D.ALMANSA	31.252	23	J.WHATLEY	2'18.990	2'19.143	(22)
24	R.ROSSI	39.147	J.ROULSTONE	33.800	R.ROSSI	35.057	N.CARRARO	31.348	24	N.DETTWILER	2'19.314	2'19.596	(25)

These data/results cannot be reproduced, stored and/or transmitted in whole or in part by any manner of electronic, mechanical, photocopying, recording, broadcasting or otherwise now known or herein after developed without the previous express consent by the copyright owner, except for reproduction in daily press and regular printed publications on sale to the public within 60 days of the event related to those data/results and always provided that copyright symbol appears together as follows below.
© DORNA, 2024



5513 m.

RED BULL GRAND PRIX OF THE AMERICAS

Free Practice

Best Partial Times

Moto3™

IT Ideal Lap Time, sum of the best partial times*BT* Best Lap Time

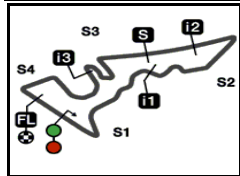
<i>T1</i>		<i>T2</i>		<i>T3</i>		<i>T4</i>				<i>IT</i>	<i>BT</i>	
<i>Pos</i>	<i>Rider</i>	<i>Time</i>	<i>Rider</i>	<i>Time</i>	<i>Rider</i>	<i>Time</i>	<i>Rider</i>	<i>Time</i>	<i>Pos</i>	<i>Rider</i>		
25	J.ROULSTONE	39.156	J.WHATLEY	33.804	J.WHATLEY	35.082	N.DETTWILER	31.409	25	T.BUASRI	2'19.374	2'19.516 (24)
26	T.BUASRI	39.395	N.DETTWILER	33.891	T.BUASRI	35.281	R.ROSSI	31.579	26	R.ROSSI	2'19.505	2'19.713 (26)

These data/results cannot be reproduced, stored and/or transmitted in whole or in part by any manner of electronic, mechanical, photocopying, recording, broadcasting or otherwise now known or herein after developed without the previous express consent by the copyright owner, except for reproduction in daily press and regular printed publications on sale to the public within 60 days of the event related to those data/results and always provided that copyright symbol appears together as follows below.

© DORNA, 2024

Official MotoGP Timing by TISSOT
www.motogp.com





5513 m.

RED BULL GRAND PRIX OF THE AMERICAS

Free Practice

Fastest Laps Sequence

<i>Practice Time</i>	 <i>Rider</i>	<i>Nation</i>	<i>Motorcycle</i>	<i>Time</i>	<i>Km/h</i>	<i>Rider's Lap</i>
5'01.239	7 Filippo FARIOLI	ITA	HONDA	2'22.772	139.0	2
5'05.503	99 Jose Antonio RUEDA	SPA	KTM	2'22.587	139.1	2
5'10.454	80 David ALONSO	COL	CFMOTO	2'21.754	140.0	2
5'15.465	31 Adrian FERNANDEZ	SPA	HONDA	2'20.996	140.7	2
5'28.555	64 David MUÑOZ	SPA	KTM	2'20.362	141.3	2
7'21.471	7 Filippo FARIOLI	ITA	HONDA	2'20.232	141.5	3
7'30.521	80 David ALONSO	COL	CFMOTO	2'20.067	141.6	3
7'46.301	24 Tatsuki SUZUKI	JPN	HUSQVARNA	2'19.377	142.3	3
7'47.741	64 David MUÑOZ	SPA	KTM	2'19.186	142.5	3
8'27.617	48 Ivan ORTOLA	SPA	KTM	2'18.908	142.8	3
9'48.983	80 David ALONSO	COL	CFMOTO	2'18.462	143.3	4
12'07.028	80 David ALONSO	COL	CFMOTO	2'18.045	143.7	5
15'08.701	18 Matteo BERTELLE	ITA	HONDA	2'17.901	143.9	6
15'22.347	48 Ivan ORTOLA	SPA	KTM	2'17.420	144.4	6
19'05.002	80 David ALONSO	COL	CFMOTO	2'17.219	144.6	8
31'31.085	96 Daniel HOLGADO	SPA	GASGAS	2'16.988	144.8	10
33'47.858	96 Daniel HOLGADO	SPA	GASGAS	2'16.773	145.1	11
35'03.461	80 David ALONSO	COL	CFMOTO	2'16.537	145.3	13

These data/results cannot be reproduced, stored and/or transmitted in whole or in part by any manner of electronic, mechanical, photocopying, recording, broadcasting or otherwise now known or herein after developed without the previous express consent by the copyright owner, except for reproduction in daily press and regular printed publications on sale to the public within 60 days of the event related to those data/results and always provided that copyright symbol appears together as follows below.

© DORNA, 2024

Official MotoGP Timing by TISSOT
www.motogp.com

Austin, Friday, April 12, 2024

