

RED BULL GRAND PRIX OF THE AMERICAS
Practice Nr. 2
Classification

10

	Rider	Nation	Team	Motorcycle	Time	Lap	Total	Gap	Top Speed
1	80 David ALONSO	COL	CFMOTO Valresa Aspar Team	CFMOTO	2'14.153	10	12		240.0
2	66 Joel KELSO	AUS	BOE Motorsports	KTM	2'14.537	9	11	0.384 0.384	243.7
3	48 Ivan ORTOLA	SPA	MT Helmets - MSI	KTM	2'14.537	9	11	0.384	238.4
4	96 Daniel HOLGADO	SPA	Red Bull GASGAS Tech3	GASGAS	2'14.583	10	10	0.430 0.046	239.4
5	64 David MUÑOZ	SPA	BOE Motorsports	KTM	2'14.594	9	10	0.441 0.011	241.6
6	36 Angel PIQUERAS	SPA	Leopard Racing	HONDA	2'14.713	8	8	0.560 0.119	240.0
7	99 Jose Antonio RUEDA	SPA	Red Bull KTM Ajo	KTM	2'14.720	9	11	0.567 0.007	235.2
8	24 Tatsuki SUZUKI	JPN	Liqui Moly Husqvarna Intact GP	HUSQVARNA	2'14.766	9	10	0.613 0.046	240.0
9	18 Matteo BERTELLE	ITA	Rivacold Snipers Team	HONDA	2'14.883	10	11	0.730 0.117	235.2
10	72 Taiyo FURUSATO	JPN	Honda Team Asia	HONDA	2'14.941	9	10	0.788 0.058	240.5
11	7 Filippo FARIOLI	ITA	SIC58 Squadra Corse	HONDA	2'15.022	11	11	0.869 0.081	236.8
12	19 Scott OGDEN	GBR	MLav Racing	HONDA	2'15.050	11	11	0.897 0.028	236.3
13	95 Collin VEIJER	NED	Liqui Moly Husqvarna Intact GP	HUSQVARNA	2'15.056	10	10	0.903 0.006	237.3
14	82 Stefano NEPA	ITA	LEVELUP - MTA	KTM	2'15.078	9	10	0.925 0.022	238.4
15	31 Adrian FERNANDEZ	SPA	Leopard Racing	HONDA	2'15.166	6	11	1.013 0.088	237.3
16	6 Ryusei YAMANAKA	JPN	MT Helmets - MSI	KTM	2'15.169	11	11	1.016 0.003	240.0
17	22 David ALMANSA	SPA	Rivacold Snipers Team	HONDA	2'15.177	8	9	1.024 0.008	238.4
18	78 Joel ESTEBAN	SPA	CFMOTO Valresa Aspar Team	CFMOTO	2'15.212	10	10	1.059 0.035	238.4
19	10 Nicola CARRARO	ITA	LEVELUP - MTA	KTM	2'15.222	10	10	1.069 0.010	241.0
20	58 Luca LUNETTA	ITA	SIC58 Squadra Corse	HONDA	2'15.353	10	10	1.200 0.131	242.1
21	54 Riccardo ROSSI	ITA	CIP Green Power	KTM	2'15.411	10	10	1.258 0.058	237.8
22	12 Jacob ROULSTONE	AUS	Red Bull GASGAS Tech3	GASGAS	2'15.498	8	10	1.345 0.087	235.2
23	70 Joshua WHATLEY	GBR	MLav Racing	HONDA	2'15.779	11	11	1.626 0.281	234.7
24	85 Xabi ZURUTUZA	SPA	Red Bull KTM Ajo	KTM	2'15.839	9	12	1.686 0.060	237.8
25	55 Noah DETTWILER	SWI	CIP Green Power	KTM	2'16.241	9	9	2.088 0.402	239.4
Not classified									
	5 Tatchakorn BUASRI	THA	Honda Team Asia	HONDA					

Practice condition: Dry

Air: 17°

Humidity: 91%

Ground: 22°

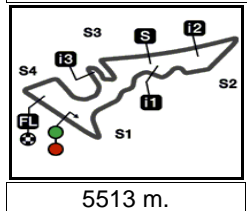
Fastest Lap:	Lap: 10	David ALONSO	2'14.153	147.9 Km/h
Best Race Lap:	2017	Aron CANET	2'15.583	146.3 Km/h
All Time Lap Record:	2024	David ALONSO	2'14.153	147.9 Km/h

The results are provisional until the end of the limit for protest and appeals.

Time limit for protest expires 60' after publication of the results - Time:

These data/results cannot be reproduced, stored and/or transmitted in whole or in part by any manner of electronic, mechanical, photocopying, recording, broadcasting or otherwise now known or herein after developed without the previous express consent by the copyright owner, except for reproduction in daily press and regular printed publications on sale to the public within 60 days of the event related to those data/results and always provided that copyright symbol appears together as follows below.

© DORNA, 2024




5513 m.

RED BULL GRAND PRIX OF THE AMERICAS

Practice Nr. 2

Combined Practice Times

11

	Rider	Nation	Team	MOTORCYCLE	P1	P2	Gap
1	80 D.ALONSO	COL	CFMOTO Valresa Aspar Team	CFMOTO	2'15.173 13	2'14.153 10	
2	66 J.KELSO	AUS	BOE Motorsports	KTM	2'15.767 9	2'14.537 9	0.384 0.384
3	48 I.ORTOLA	SPA	MT Helmets - MSI	KTM	2'15.606 5	2'14.537 9	0.384
4	96 D.HOLGADO	SPA	Red Bull GASGAS Tech3	GASGAS	2'15.567 12	2'14.583 10	0.430 0.046
5	64 D.MUÑOZ	SPA	BOE Motorsports	KTM	2'15.987 11	2'14.594 9	0.441 0.011
6	36 A.PIQUERAS	SPA	Leopard Racing	HONDA	2'15.490 11	2'14.713 8	0.560 0.119
7	99 J.RUEDA	SPA	Red Bull KTM Ajo	KTM	2'15.330 11	2'14.720 9	0.567 0.007
8	24 T.SUZUKI	JPN	Liqui Moly Husqvarna Intact GP	HUSQVARNA	2'16.448 10	2'14.766 9	0.613 0.046
9	18 M.BERTELLE	ITA	Rivacold Snipers Team	HONDA	2'16.206 12	2'14.883 10	0.730 0.117
10	72 T.FURUSATO	JPN	Honda Team Asia	HONDA	2'16.092 11	2'14.941 9	0.788 0.058
11	7 F.FARIOLI	ITA	SIC58 Squadra Corse	HONDA	2'16.570 11	2'15.022 11	0.869 0.081
12	19 S.OGDEN	GBR	MLav Racing	HONDA	2'16.377 9	2'15.050 11	0.897 0.028
13	95 C.VEIJER	NED	Liqui Moly Husqvarna Intact GP	HUSQVARNA	2'16.496 6	2'15.056 10	0.903 0.006
14	82 S.NEPA	ITA	LEVELUP - MTA	KTM	2'16.135 11	2'15.078 9	0.925 0.022
15	31 A.FERNANDEZ	SPA	Leopard Racing	HONDA	2'16.393 11	2'15.166 6	1.013 0.088
16	6 R.YAMANAKA	JPN	MT Helmets - MSI	KTM	2'16.218 10	2'15.169 11	1.016 0.003
17	22 D.ALMANSA	SPA	Rivacold Snipers Team	HONDA	2'16.381 11	2'15.177 8	1.024 0.008
18	78 J.ESTEBAN	SPA	CFMOTO Valresa Aspar Team	CFMOTO	2'16.610 11	2'15.212 10	1.059 0.035
19	10 N.CARRARO	ITA	LEVELUP - MTA	KTM	2'16.808 11	2'15.222 10	1.069 0.010
20	58 L.LUNETTA	ITA	SIC58 Squadra Corse	HONDA	2'16.484 12	2'15.353 10	1.200 0.131
21	54 R.ROSSI	ITA	CIP Green Power	KTM	2'17.323 6	2'15.411 10	1.258 0.058
22	12 J.ROULSTONE	AUS	Red Bull GASGAS Tech3	GASGAS	2'15.987 11	2'15.498 8	1.345 0.087
23	70 J.WHATLEY	GBR	MLav Racing	HONDA	2'17.818 9	2'15.779 11	1.626 0.281
24	85 X.ZURUTUZA	SPA	Red Bull KTM Ajo	KTM	2'16.953 10	2'15.839 9	1.686 0.060
25	55 N.DETTWILER	SWI	CIP Green Power	KTM	2'18.376 7	2'16.241 9	2.088 0.402
26	5 T.BUASRI	THA	Honda Team Asia	HONDA	2'18.633 6		4.480 2.392

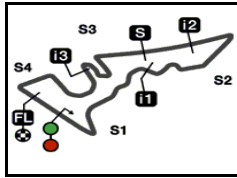
Pole Position Record:	2017	Aron CANET	2'14.644	147.4 Km/h
Best Race Lap:	2017	Aron CANET	2'15.583	146.3 Km/h
All Time Lap Record:	2024	David ALONSO	2'14.153	147.9 Km/h

The results are provisional until the end of the limit for protest and appeals.

Time limit for protest expires 60' after publication of the results - Time:

These data/results cannot be reproduced, stored and/or transmitted in whole or in part by any manner of electronic, mechanical, photocopying, recording, broadcasting or otherwise now known or herein after developed without the previous express consent by the copyright owner, except for reproduction in daily press and regular printed publications on sale to the public within 60 days of the event related to those data/results and always provided that copyright symbol appears together as follows below.

© DORNA, 2024



5513 m.

RED BULL GRAND PRIX OF THE AMERICAS

Practice Nr. 2

Top Speed & Average

12



Rider	Nation	Motorcycle	Top 5 speeds					Average	Top
66 Joel KELSO	AUS	KTM	243.7	242.1	241.6	240.0	239.4	241.4	243.7
58 Luca LUNETTA	ITA	HONDA	242.1	239.4	238.9	236.8	236.8	238.8	242.1
64 David MUÑOZ	SPA	KTM	241.6	241.0	238.4	237.3	236.8	239.0	241.6
10 Nicola CARRARO	ITA	KTM	241.0	240.0	239.4	239.4	237.8	239.5	241.0
72 Taiyo FURUSATO	JPN	HONDA	240.5	239.4	239.4	239.4	236.3	239.0	240.5
6 Ryusei YAMANAKA	JPN	KTM	240.0	239.4	237.8	236.8	236.8	237.6	240.0
24 Tatsuki SUZUKI	JPN	HUSQVARNA	240.0	239.4	238.9	237.8	237.3	238.5	240.0
36 Angel PIQUERAS	SPA	HONDA	240.0	237.3	235.8	233.7	233.2	236.0	240.0
80 David ALONSO	COL	CFMOTO	240.0	238.4	236.8	234.7	234.7	235.8	240.0
55 Noah DETTWILER	SWI	KTM	239.4	238.9	237.8	237.3	236.3	237.9	239.4
96 Daniel HOLGADO	SPA	GASGAS	239.4	237.8	237.3	236.3	235.8	236.8	239.4
22 David ALMANSA	SPA	HONDA	238.4	236.3	234.7	234.2	233.7	235.5	238.4
48 Ivan ORTOLA	SPA	KTM	238.4	237.8	237.3	237.3	236.8	237.5	238.4
78 Joel ESTEBAN	SPA	CFMOTO	238.4	238.4	237.8	237.8	237.8	238.0	238.4
82 Stefano NEPA	ITA	KTM	238.4	238.4	237.8	236.8	236.8	237.5	238.4
54 Riccardo ROSSI	ITA	KTM	237.8	237.3	236.8	235.8	234.2	236.4	237.8
85 Xabi ZURUTUZA	SPA	KTM	237.8	237.3	236.3	236.3	235.8	236.6	237.8
31 Adrian FERNANDEZ	SPA	HONDA	237.3	236.8	235.2	234.7	233.2	235.4	237.3
95 Collin VEIJER	NED	HUSQVARNA	237.3	235.8	235.2	235.2	235.2	235.7	237.3
7 Filippo FARIOLI	ITA	HONDA	236.8	236.3	236.3	236.3	234.2	235.7	236.8
19 Scott OGDEN	GBR	HONDA	236.3	235.2	235.2	234.7	234.7	235.1	236.3
12 Jacob ROULSTONE	AUS	GASGAS	235.2	234.2	233.7	233.7	233.2	234.0	235.2
18 Matteo BERTELLE	ITA	HONDA	235.2	235.2	233.7	233.7	233.2	234.0	235.2
99 Jose Antonio RUEDA	SPA	KTM	235.2	234.2	234.2	233.7	233.7	234.2	235.2
70 Joshua WHATLEY	GBR	HONDA	234.7	234.7	234.2	234.2	231.7	233.9	234.7
5 Tatchakorn BUASRI	THA	HONDA	229.7	228.8				229.3	229.7

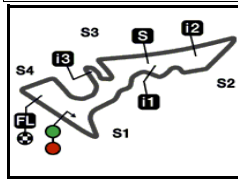
These data/results cannot be reproduced, stored and/or transmitted in whole or in part by any manner of electronic, mechanical, photocopying, recording, broadcasting or otherwise now known or herein after developed without the previous express consent by the copyright owner, except for reproduction in daily press and regular printed publications on sale to the public within 60 days of the event related to those data/results and always provided that copyright symbol appears together as follows below.

© DORNA, 2024

Official MotoGP Timing by TISSOT
www.motogp.com



Austin, Saturday, April 13, 2024



5513 m.

RED BULL GRAND PRIX OF THE AMERICAS

Practice Nr. 2

Chronological Analysis of Performances

13

* Lap / Sector time cancelled

T1 Time from finish line to 1st intermediate

T3 Time from 2nd intermed. to 3rd intermed.

P Crossing the finish line in pit lane

T2 Time from 1st intermed. to 2nd intermed.

T4 Time from 3rd intermediate to finish line

Lap	Lap Time	T1	T2	T3	T4	Speed	Lap	Lap Time	T1	T2	T3	T4	Speed	
1st	80	David ALONSO CFMOTO Valresa Asp COL						2	2'17.512	38.932	33.384	34.288	30.908	235.8
		Runs=2	Total laps=12	Full laps=9	Valid laps=8		3	2'17.029	38.681	33.301	34.328	30.719	235.8	
1	2'35.075	35.404	34.690	35.026	30.928	233.2	4	2'29.175 *	43.90 *	33.645	39.067	32.555	237.3	
2	2'15.650	38.477	32.801	34.031	30.341	236.8	5	2'16.797	38.600	33.151	34.037	31.009	236.3	
3	2'14.898	38.088	32.794	33.957	30.059	238.4	6	2'25.901 P	38.289	33.266	36.648	37.698	235.8	
4	2'20.405	38.039	32.889	34.302	35.175	234.7	7	9'15.302	44.149	38.093	43.176	32.240	230.2	
5	2'14.922	38.068	32.804	33.857	30.193	240.0	8	2'15.198	38.113	32.736	33.954	30.395	235.8	
6	2'14.850	38.132	32.658	33.922	30.138	234.7	9	2'22.825 *	44.75 *	33.676	34.011	30.383	239.4	
7	2'15.958	37.833	32.914	34.911	30.300	234.7	10	2'14.583	37.873	32.738	33.898	30.074	237.8	
8	2'18.311 P	37.933	32.580	33.825	33.973	234.7	5th	64	David MUÑOZ BOE Motorsports SPA					
9	6'28.965	32.980	32.842	33.847	30.113	233.2			Runs=2	Total laps=10	Full laps=7	Valid laps=5		
10	2'14.153	37.932	32.452	33.700	30.069	234.7	1	2'57.789	36.125	34.322	36.146	33.595	229.7	
11	2'14.228 *	37.803	32.581 *	33.699	30.145	234.7	2	2'16.652	38.513	33.235	34.139	30.765	236.8	
12	2'15.164	38.504	32.528	33.927	30.205	234.7	3	2'15.549	38.311	32.810	34.053	30.375	237.3	
2nd	66	Joel KELSO BOE Motorsports AUS						4	2'33.445 *	40.51 *	33.345	37.150	42.435	229.7
		Runs=2	Total laps=11	Full laps=8	Valid laps=8		5	2'15.351	38.153	32.885	33.897	30.416	238.4	
1	2'57.122	35.906	34.079	35.288	32.221	242.1	6	2'22.958 P	38.44 *	34.276	35.342	34.895	222.2	
2	2'19.253	38.116	32.798	34.712	33.627	243.7	7	9'18.156	50.841	39.942	37.438	42.598	223.6	
3	2'15.389	38.038	32.880	34.091	30.380	240.0	8	2'15.031	37.997	32.670	33.949	30.415	241.0	
4	2'15.434	38.006	33.017	33.958	30.453	239.4	9	2'14.594	37.875	32.750	33.886	30.083	241.6	
5	2'20.824	41.881	33.656	34.462	30.825	234.7	10	2'34.771 *	50.43 *	35.002	35.411	33.924	232.2	
6	2'16.578	38.536	33.127	34.303	30.612	234.2	6th	36	Angel PIQUERAS Leopard Racing SPA					
7	2'24.401 P	39.89 *	33.977	35.422	35.108	232.2			Runs=2	Total laps=8	Full laps=5	Valid laps=5		
8	7'13.098	37.089	39.061	42.205	32.902	222.2	1	4'42.296	36.546	34.210	34.787	31.144	232.2	
9	2'14.537	37.902	32.598	33.832	30.205	237.3	2	2'17.608	39.052	33.336	34.360	30.860	233.2	
10	2'21.814	38.333	36.764	35.697	31.020	234.7	3	2'16.112	38.507	33.021	34.100	30.484	233.7	
11	2'14.950	38.048	32.669	33.946	30.287	241.6	4	2'34.358 P	39.45 *	36.983	37.074	40.850	199.2	
3rd	48	Ivan ORTOLA MT Helmets - MSI SPA						5	11'23.463	32.969	35.734	37.009	35.982	237.3
		Runs=2	Total laps=11	Full laps=8	Valid laps=7		6	3'02.027	41.459	42.787	42.544	55.237	150.2	
1	3'34.757	34.550	34.379	35.201	31.316	237.3	7	2'18.975	38.138	35.906	34.597	30.334	235.8	
2	2'16.029	38.381	33.307	34.001	30.340	235.2	8	2'14.713	38.092	32.743	33.604	30.274	240.0	
3	2'15.832	38.314	33.245	33.827	30.446	235.2	7th	99	Jose Antonio RUED Red Bull KTM Ajo SPA					
4	2'16.232	38.413	33.316	33.883	30.620	235.2			Runs=2	Total laps=11	Full laps=8	Valid laps=8		
5	2'16.598	38.228	33.343	34.469	30.558	235.8	1	2'31.589	35.027	34.441	34.699	31.031	232.7	
6	2'15.665	38.170	33.229	33.877	30.389	236.3	2	2'17.339	38.930	33.347	34.339	30.723	233.2	
7	2'22.501 P	38.49 *	34.207	35.055	34.742	234.2	3	2'16.226	38.471	33.188	34.194	30.373	234.2	
8	6'41.603	44.518	38.027	43.714	33.772	236.8	4	2'15.822	38.295	32.961	34.253	30.313	235.2	
9	2'14.537	37.643	32.822	33.843	30.229	237.8	5	2'15.912	38.186	33.114	34.180	30.432	233.7	
10	2'15.087	37.809	33.145	33.793	30.340	238.4	6	2'23.426 P	40.85 *	34.195 *	34.546	33.826	233.7	
11	2'24.414 *	46.62 *	33.347	33.912	30.531	237.3	7	8'49.261	31.914	33.231	34.350	31.841	231.7	
4th	96	Daniel HOLGADO Red Bull GASGAS Te SPA						8	2'14.854	37.898	32.780	34.031	30.145	234.2
		Runs=2	Total laps=10	Full laps=7	Valid laps=5		9	2'14.720	37.867	32.746	33.998	30.109	232.2	
1	2'53.701	35.631	34.581	34.808	31.526	233.7	10	2'15.200	37.999	32.968	34.060	30.173	232.7	

Fastest Lap: David ALONSO CFMOTO Valresa Asp COL **2'14.153** 37.932 32.452 33.700 30.069

These data/results cannot be reproduced, stored and/or transmitted in whole or in part by any manner of electronic, mechanical, photocopying, recording, broadcasting or otherwise now known or herein after developed without the previous express consent by the copyright owner, except for reproduction in daily press and regular printed publications on sale to the public within 60 days of the event related to those data/results and always provided that copyright symbol appears together as follows below.
© DORNA, 2024

Practice Nr. 2

Moto3

Lap	Lap Time	T1	T2	T3	T4	Speed	Lap	Lap Time	T1	T2	T3	T4	Speed		
11	2'15.398	38.067	33.018	34.042	30.271	232.7	12th	19	Scott OGDEN	MLav Racing	GBR	Runs=2	Total laps=11	Full laps=8	Valid laps=7
8th	24	Tatsuki SUZUKI	Liqui Moly Husqvarna			JPN	1	2'31.831	35.644	34.810	34.905	30.903	233.2		
		Runs=2	Total laps=10	Full laps=7	Valid laps=6	2	2'17.342	38.889	33.530	34.474	30.449	234.7			
1	3'11.521	35.926	34.466	34.924	31.103	234.7	3	2'16.345	38.413	33.317	34.316	30.299	235.2		
2	2'17.926	38.821	33.796	34.423	30.886	236.3	4	2'16.112	38.522	32.975	34.324	30.291	236.3		
3	2'16.861	38.516	33.403	34.285	30.657	236.3	5	2'16.040	38.363	33.212	34.240	30.225	232.7		
4	2'16.301	38.268	33.173	34.200	30.660	237.3	6	2'27.654	P 43.60*	33.780*	34.859	35.410	234.7		
5	2'21.332	38.221	33.457	38.824	30.830	236.3	7	8'45.052	* 33.612	33.279*	34.514	31.906	233.7		
6	2'26.668	P 38.256	33.133	36.814	38.465	237.3	8	2'15.364	38.145	32.922	34.103	30.194	235.2		
7	9'09.099	46.204	38.042	43.520	33.955	238.9	9	2'21.094	* 38.17*	37.769	34.763	30.383	231.2		
8	2'14.983	37.994	32.732	33.945	30.312	239.4	10	2'15.426	38.011	33.094	34.172	30.149	234.7		
9	2'14.766	37.961	32.764	33.902	30.139	240.0	11	2'15.050	37.985	32.932	34.023	30.110	231.7		
10	2'32.435	* 50.12*	34.165	34.860	33.289	237.8	13th	95	Collin VEIJER	Liqui Moly Husqvarna	NED	Runs=3	Total laps=10	Full laps=5	Valid laps=5
9th	18	Matteo BERTELLE	Rivacold Snipers Tea			ITA	1	3'52.226	35.061	34.339	34.775	31.166	233.2		
		Runs=2	Total laps=11	Full laps=8	Valid laps=7	2	2'16.921	38.637	33.354	34.266	30.664	234.2			
1	3'02.421	36.472	34.917	35.179	31.357	233.2	3	2'16.089	38.340	33.180	34.169	30.400	235.8		
2	2'16.885	38.883	33.428	34.104	30.470	233.7	4	2'15.561	38.187	32.977	34.034	30.363	235.2		
3	2'15.738	38.332	33.149	34.021	30.236	233.7	5	2'28.906	P 41.38*	35.711	35.875	35.937	232.7		
4	2'25.076	* 38.66*	33.688	39.579	33.146	235.2	6	7'35.417	34.564	33.784	34.192	30.573	233.7		
5	2'24.859	38.182	33.009	42.649	31.019	233.2	7	2'22.265	P 38.191	34.434	36.552	33.088	234.2		
6	2'14.999	38.109	32.836	34.081	29.973	235.2	8	2'39.539	32.691	34.169	34.542	30.770	235.2		
7	2'23.592	P 39.24*	34.687	35.379	34.280	221.3	9	2'18.525	38.180	32.824	35.617	31.904	235.2		
8	6'11.639	33.044	33.930	35.828	35.445	232.2	10	2'15.056	38.034	32.910	33.901	30.211	237.3		
9	2'41.079	37.965	45.827	42.255	35.032	154.0	14th	82	Stefano NEPA	LEVELUP - MTA	ITA	Runs=2	Total laps=10	Full laps=7	Valid laps=5
10	2'14.883	38.183	32.681	33.866	30.153	231.2									
11	2'15.898	38.282	32.752	33.811	31.053	232.2	1	2'55.894	35.817	34.686	35.318	31.245	237.8		
10th	72	Taiyo FURUSATO	Honda Team Asia			JPN	2	2'16.526	38.468	33.314	34.367	30.377	238.4		
		Runs=2	Total laps=10	Full laps=6	Valid laps=5	3	2'16.319	38.235	33.239	34.402	30.443	236.8			
1	2'55.997	35.588	34.369	35.048	32.270	239.4	4	2'29.489	* 45.51*	33.897	38.019	32.057	236.8		
2	2'17.321	38.531	33.231	34.805	30.754	240.5	5	2'15.635	38.119	33.171	33.968	30.377	238.4		
3	2'15.612	38.282	32.906	33.966	30.458	239.4	6	2'26.535	P 38.451	38.184	35.807	34.093	232.7		
4	2'17.072	38.556	33.456	34.391	30.669	230.2	7	8'31.820	40.929	36.639	37.712	35.168	235.8		
5	2'16.807	38.479	33.266	34.428	30.634	229.7	8	2'35.969	* 44.38*	39.791	36.316	35.478	227.3		
6	2'28.592	P 39.60*	34.752	38.065	36.166	210.5	9	2'15.078	37.993	32.815	34.188	30.082	236.8		
7	9'26.707	* 42.768	40.322	41.997	35.869*	228.3	10	2'15.314	38.000	32.970	34.100	30.244	235.2		
8	2'15.950	* 38.364	32.927	34.355	30.304*	236.3	15th	31	Adrian FERNANDEZ	Leopard Racing	SPA	Runs=2	Total laps=11	Full laps=8	Valid laps=8
9	2'14.941	37.852	32.870	34.020	30.199	239.4									
10	2'52.874	P 50.86*	41.672	38.632	41.707	205.3	1	2'54.841	35.183	34.637	34.552	32.291	232.2		
11th	7	Filippo FARIOLI	SIC58 Squadra Corse			ITA	2	2'17.024	38.546	33.384	34.597	30.497	231.7		
		Runs=2	Total laps=11	Full laps=8	Valid laps=8	3	2'16.496	38.428	33.331	34.185	30.552	237.3			
1	2'55.264	36.221	34.497	34.921	31.961	236.8	4	2'36.533	42.932	33.177	42.087	38.337	234.7		
2	2'16.353	38.361	33.225	34.197	30.570	236.3	5	2'20.283	38.258	32.968	37.612	31.445	235.2		
3	2'19.215	38.363	33.485	34.665	32.702	236.3	6	2'15.166	38.071	32.912	34.037	30.146	236.8		
4	2'35.624	38.336	33.339	44.765	39.184	234.2	7	2'23.955	P 39.930	33.742	34.725	35.558	229.7		
5	2'16.068	38.457	33.120	34.042	30.449	236.3	8	6'12.629	* 32.822	34.282	35.441	41.595*	232.7		
6	2'20.432	P 38.195	33.065	35.254	33.918	234.2	9	2'58.507	38.238	42.511	44.304	53.454	126.3		
7	8'11.131	* 32.312	34.682	34.351	30.650*	231.2	10	2'15.282	38.375	32.888	33.732	30.287	233.2		
8	2'15.653	38.062	33.024	34.052	30.515	232.2	11	2'15.551	38.247	33.108	34.020	30.176	230.7		
9	2'15.285	37.986	33.070	33.883	30.346	232.2									
10	2'15.596	38.156	33.012	34.000	30.428	232.7									
11	2'15.022	37.933	32.982	33.921	30.186	232.7									

Fastest Lap: David ALONSO CFMOTO Valresa Asp COL 2'14.153 37.932 32.452 33.700 30.069

These data/results cannot be reproduced, stored and/or transmitted in whole or in part by any manner of electronic, mechanical, photocopying, recording, broadcasting or otherwise now known or herein after developed without the previous express consent by the copyright owner, except for reproduction in daily press and regular printed publications on sale to the public within 60 days of the event related to those data/results and always provided that copyright symbol appears together as follows below.
© DORNA, 2024

Practice Nr. 2

Moto3

Lap	Lap Time	T1	T2	T3	T4	Speed	Lap	Lap Time	T1	T2	T3	T4	Speed
16th	6	Ryusei YAMANAKA MT Helmets - MSI JPN					3	2'16.161	38.309	33.130	34.245	30.477	236.8
		Runs=2	Total laps=11	Full laps=8	Valid laps=7		4	2'28.557 *	43.12*	33.749	38.979	32.709	238.9
1	3'34.680	34.529	34.450	35.205	31.358	235.8	5	2'16.442	38.443	33.272	34.248	30.479	236.3
2	2'16.968	38.604	33.405	34.209	30.750	239.4	6	2'26.770 P	38.507	33.490	37.397	37.376	235.2
3	2'17.012	38.578	33.324	34.295	30.815	236.8	7	8'35.005	39.055	35.770	41.524	36.478	234.2
4	2'17.180	38.617	33.405	34.424	30.734	236.3	8	3'00.435	38.112	43.038	43.334	55.951	173.3
5	2'16.168	38.286	33.144	34.093	30.645	236.8	9	2'19.034	38.344	33.006	37.364	30.320	236.3
6	2'16.348 *	38.234	33.056	34.270	30.788*	236.8	10	2'15.353	38.241	32.903	34.010	30.199	236.8
7	2'20.082 P	38.205	33.174	34.265	34.438	236.8							
8	6'39.272	44.373	37.327	43.182	33.307	237.8	21st	54	Riccardo ROSSI CIP Green Power ITA				
9	2'15.195	37.863	32.884	34.093	30.355	236.8			Runs=2	Total laps=10	Full laps=7	Valid laps=7	
10	2'18.710	37.889	33.046	37.431	30.344	236.8	1	2'57.409	36.150	34.300	34.990	32.107	236.8
11	2'15.169	37.735	33.034	33.994	30.406	240.0	2	2'17.715	38.707	33.789	34.403	30.816	237.3
							3	2'16.815	38.434	33.228	34.383	30.770	234.2
17th	22	David ALMANSA Rivacold Snipers Tea SPA					4	2'32.174	38.043	33.044	38.969	42.118	237.8
		Runs=2	Total laps=9	Full laps=6	Valid laps=6		5	2'16.224	38.428	33.119	34.130	30.547	233.7
1	2'35.554	35.085	33.909	35.036	31.035	238.4	6	2'33.105 P	45.62*	34.886	36.523	36.075	223.6
2	2'16.080	38.626	33.047	34.168	30.239	234.2	7	8'23.278 *	32.760	33.613	35.311	36.035*	233.7
3	2'16.052	38.525	33.125	34.275	30.127	233.2	8	2'58.468	38.308	42.020	42.807	55.333	148.5
4	2'15.981	38.503	33.175	34.134	30.169	233.7	9	2'23.707	38.428	34.835	38.273	32.171	215.5
5	2'25.455 P	38.03*	34.742	36.668	36.013	208.4	10	2'15.411	38.226	32.886	33.962	30.337	235.8
6	11'26.355	32.268	33.730	35.897	35.423	236.3							
7	2'32.186	37.904	42.332	41.225	30.725	180.0	22nd	12	Jacob ROULSTONE Red Bull GASGAS Te AUS				
8	2'15.177	37.965	32.795	34.258	30.159	234.7			Runs=2	Total laps=10	Full laps=7	Valid laps=6	
9	2'17.032	38.141	33.299	34.892	30.700	233.2	1	3'22.063	36.416	34.577	35.540	31.438	232.2
							2	2'19.773	39.572	34.195	35.053	30.953	232.2
18th	78	Joel ESTEBAN CFMOTO Valresa Asp SPA					3	2'18.243 *	38.906	33.815*	34.834	30.688	232.2
		Runs=2	Total laps=10	Full laps=7	Valid laps=5		4	2'17.112	38.705	33.533	34.377	30.497	233.7
1	2'35.440	35.399	34.551	35.158	31.080	234.7	5	2'17.646	38.757	33.611	34.528	30.750	232.7
2	2'17.144	39.038	33.098	34.232	30.776	237.8	6	2'22.446 P	38.722	33.426	35.129	35.169	233.2
3	2'16.308	38.511	33.085	34.240	30.472	237.8	7	8'58.683	46.403	38.560	42.422	33.014	216.4
4	2'15.680	38.316	32.936	33.960	30.468	238.4	8	2'15.498	38.057	32.991	34.079	30.371	235.2
5	2'17.724 *	38.697	33.352	34.897	30.778*	227.3	9	2'15.556	38.092	33.026	34.116	30.322	234.2
6	2'23.045 P	38.403	33.632	35.188	35.822	233.2	10	2'16.011	38.276	32.861	34.219	30.655	233.7
7	9'52.021 *	43.701	38.344	44.021	32.790*	232.7							
8	2'17.122	38.371	32.979	34.404	31.368	238.4	23rd	70	Joshua WHATLEY MLav Racing GBR				
9	2'21.753 *	38.59*	35.393	37.259	30.502	229.2			Runs=2	Total laps=11	Full laps=8	Valid laps=6	
10	2'15.212	38.071	32.767	34.023	30.351	237.8	1	2'57.590	42.560	34.970	35.326	32.473	234.7
							2	2'17.711	38.829	33.688	34.455	30.739	234.7
19th	10	Nicola CARRARO LEVELUP - MTA ITA					3	2'16.765	38.486	33.393	34.383	30.503	234.2
		Runs=2	Total laps=10	Full laps=7	Valid laps=4		4	2'33.468	38.087	33.452	39.894	42.035	230.7
1	2'35.818	35.740	34.355	35.454	31.054	234.7	5	2'20.451 *	38.343	33.274	36.406	32.428*	231.2
2	2'16.903	38.950	33.108	34.175	30.670	241.0	6	2'16.336	38.328	33.207	34.349	30.452	230.2
3	2'16.445	38.718	32.983	34.280	30.464	239.4	7	2'23.859 P	39.59*	34.647	35.423	34.198	225.0
4	2'15.561	38.410	32.853	33.893	30.405	240.0	8	6'10.721 *	40.575	37.395	39.728	36.703*	230.2
5	2'17.863 *	38.776	33.592	34.683	30.812*	237.8	9	3'00.014	38.449	41.810	45.088	54.667	141.7
6	2'23.490 P	38.460	33.588	36.021	35.421	234.7	10	2'22.099 *	38.74*	34.474	37.611	31.265	231.7
7	9'51.776 *	46.302	38.253	41.015	36.151*	233.7	11	2'15.779	38.252	33.070	34.120	30.337	234.2
8	2'17.117 *	38.473	32.782	34.173	31.689*	237.3							
9	2'21.619 *	38.331	35.342*	37.245	30.701	231.2	24th	85	Xabi ZURUTUZA Red Bull KTM Ajo SPA				
10	2'15.222	38.198	32.693	33.946	30.385	239.4			Runs=2	Total laps=12	Full laps=9	Valid laps=7	
							1	2'39.540	33.536	34.543	35.033	31.064	236.3
20th	58	Luca LUNETTA SIC58 Squadra Corse ITA					2	2'19.148 *	38.998	33.765	34.783	31.602*	234.7
		Runs=2	Total laps=10	Full laps=7	Valid laps=6		3	2'18.134	39.171	33.492	34.544	30.927	235.2
1	2'55.516	36.012	34.352	35.055	31.977	239.4	4	2'17.569	38.869	33.519	34.526	30.655	235.8
2	2'17.470	38.500	33.784	34.542	30.644	242.1	5	2'21.922	40.589	33.845	36.348	31.140	234.7

Fastest Lap: David ALONSO CFMOTO Valresa Asp COL **2'14.153** 37.932 32.452 33.700 30.069

These data/results cannot be reproduced, stored and/or transmitted in whole or in part by any manner of electronic, mechanical, photocopying, recording, broadcasting or otherwise now known or herein after developed without the previous express consent by the copyright owner, except for reproduction in daily press and regular printed publications on sale to the public within 60 days of the event related to those data/results and always provided that copyright symbol appears together as follows below.
© DORNA, 2024

Practice Nr. 2

Moto3

Lap	Lap Time	T1	T2	T3	T4	Speed	Lap	Lap Time	T1	T2	T3	T4	Speed
6	2'17.726	38.905	33.598	34.452	30.771	234.7							
7	2'20.719 P	38.663	33.592	34.612	33.852	234.2							
8	6'15.087	31.792	33.454	34.279	31.532	237.8							
9	2'15.839	38.146	33.164	34.186	30.343	236.3							
10	2'20.189 *	38.52*	33.741	37.355	30.567	232.2							
11	2'16.629	38.411	33.320	34.379	30.519	235.8							
12	2'16.421	38.387	33.203	34.149	30.682	237.3							

25th 55 Noah DETTWILER CIP Green Power SWI
 Runs=2 Total laps=9 Full laps=6 Valid laps=6

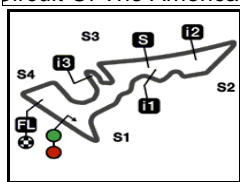
1	2'38.556	35.118	34.580	35.089	31.403	232.2							
2	2'19.939	40.000	34.068	34.683	31.188	237.3							
3	2'18.627	39.599	33.501	34.609	30.918	237.8							
4	2'17.744	38.867	33.443	34.624	30.810	238.9							
5	2'22.129 P	39.392	33.998	34.800	33.939	232.2							
6	11'17.347 *	32.386	33.666*	35.214	33.501	239.4							
7	2'49.537	38.608	37.593	50.136	43.200	152.9							
8	2'29.980	39.356	33.737	46.307	30.580	197.8							
9	2'16.241	38.477	33.178	34.215	30.371	236.3							

26th 5 Tatchakorn BUASRI Honda Team Asia THA
 Runs=1 Total laps=2 Full laps=0 Valid laps=0

1	9'27.905	36.987	37.245	43.622	32.038	229.7							
2	2'36.607 P	42.62*	35.341*	41.079	37.564	228.8							

Fastest Lap: David ALONSO CFMOTO Valresa Asp COL **2'14.153** 37.932 32.452 33.700 30.069

These data/results cannot be reproduced, stored and/or transmitted in whole or in part by any manner of electronic, mechanical, photocopying, recording, broadcasting or otherwise now known or herein after developed without the previous express consent by the copyright owner, except for reproduction in daily press and regular printed publications on sale to the public within 60 days of the event related to those data/results and always provided that copyright symbol appears together as follows below.
 © DORNA, 2024



5513 m.

RED BULL GRAND PRIX OF THE AMERICAS

Practice Nr. 2

Best Partial Times

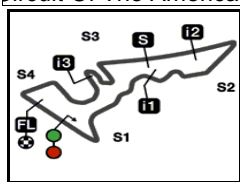
Moto3™

IT Ideal Lap Time, sum of the best partial times

BT Best Lap Time

T1		T2		T3		T4				IT		BT	
Pos	Rider	Time	Rider	Time	Rider	Time	Rider	Time	Pos	Rider	IT	BT	
11	ORTOLA	37.643	D.ALONSO	32.452	A.PIQUERAS	33.604	M.BERTELLE	29.973	1	D.ALONSO	2'14.013	2'14.153	(1)
2R	YAMANAKA	37.735	J.KELSO	32.598	D.ALONSO	33.699	D.ALONSO	30.059	2	M.BERTELLE	2'14.430	2'14.883	(9)
3D	ALONSO	37.803	D.MUÑOZ	32.670	A.FERNANDEZ	33.732	D.HOLGADO	30.074	3	I.ORTOLA	2'14.487	2'14.537	(3)
4T	FURUSATO	37.852	M.BERTELLE	32.681	I.ORTOLA	33.793	S.NEPA	30.082	4	D.MUÑOZ	2'14.514	2'14.594	(5)
5J	RUEDA	37.867	N.CARRARO	32.693	M.BERTELLE	33.811	D.MUÑOZ	30.083	5	J.KELSO	2'14.537	2'14.537	(2)
6D	HOLGADO	37.873	T.SUZUKI	32.732	J.KELSO	33.832	J.RUEDA	30.109	6	D.HOLGADO	2'14.581	2'14.583	(4)
7D	MUÑOZ	37.875	D.HOLGADO	32.736	F.FARIOLI	33.883	S.OGDEN	30.110	7	A.PIQUERAS	2'14.713	2'14.713	(6)
8J	KELSO	37.902	A.PIQUERAS	32.743	D.MUÑOZ	33.886	D.ALMANSA	30.127	8	J.RUEDA	2'14.720	2'14.720	(7)
9D	ALMANSA	37.904	J.RUEDA	32.746	N.CARRARO	33.893	T.SUZUKI	30.139	9	T.SUZUKI	2'14.734	2'14.766	(8)
10F	FARIOLI	37.933	J.ESTEBAN	32.767	D.HOLGADO	33.898	A.FERNANDEZ	30.146	10	A.FERNANDEZ	2'14.837	2'15.166	(15)
11T	SUZUKI	37.961	D.ALMANSA	32.795	C.VEIJER	33.901	F.FARIOLI	30.186	11	S.NEPA	2'14.858	2'15.078	(14)
12M	BERTELLE	37.965	S.NEPA	32.815	T.SUZUKI	33.902	L.LUNETTA	30.199	12	T.FURUSATO	2'14.887	2'14.941	(10)
13S	OGDEN	37.985	I.ORTOLA	32.822	J.ESTEBAN	33.960	T.FURUSATO	30.199	13	R.YAMANAKA	2'14.957	2'15.169	(16)
14S	NEPA	37.993	C.VEIJER	32.824	R.ROSSI	33.962	J.KELSO	30.205	14	D.ALMANSA	2'14.960	2'15.177	(17)
15C	VEIJER	38.034	J.ROULSTONE	32.861	T.FURUSATO	33.966	C.VEIJER	30.211	15	C.VEIJER	2'14.970	2'15.056	(13)
16R	ROSSI	38.043	T.FURUSATO	32.870	S.NEPA	33.968	I.ORTOLA	30.229	16	F.FARIOLI	2'14.984	2'15.022	(11)
17J	ROULSTONE	38.057	R.YAMANAKA	32.884	R.YAMANAKA	33.994	A.PIQUERAS	30.274	17	S.OGDEN	2'15.040	2'15.050	(12)
18A	FERNANDEZ	38.071	R.ROSSI	32.886	J.RUEDA	33.998	J.ROULSTONE	30.322	18	J.ESTEBAN	2'15.149	2'15.212	(18)
19J	ESTEBAN	38.071	A.FERNANDEZ	32.888	L.LUNETTA	34.010	R.ROSSI	30.337	19	N.CARRARO	2'15.169	2'15.222	(19)
20J	WHATLEY	38.087	L.LUNETTA	32.903	S.OGDEN	34.023	J.WHATLEY	30.337	20	L.LUNETTA	2'15.224	2'15.353	(20)
21A	PIQUERAS	38.092	S.OGDEN	32.922	J.ROULSTONE	34.079	X.ZURUTUZA	30.343	21	R.ROSSI	2'15.228	2'15.411	(21)
22L	LUNETTA	38.112	F.FARIOLI	32.982	J.WHATLEY	34.120	R.YAMANAKA	30.344	22	J.ROULSTONE	2'15.319	2'15.498	(22)
23X	ZURUTUZA	38.146	J.WHATLEY	33.070	D.ALMANSA	34.134	J.ESTEBAN	30.351	23	J.WHATLEY	2'15.614	2'15.779	(23)
24N	CARRARO	38.198	X.ZURUTUZA	33.164	X.ZURUTUZA	34.149	N.DETTWILER	30.371	24	X.ZURUTUZA	2'15.802	2'15.839	(24)

These data/results cannot be reproduced, stored and/or transmitted in whole or in part by any manner of electronic, mechanical, photocopying, recording, broadcasting or otherwise now known or herein after developed without the previous express consent by the copyright owner, except for reproduction in daily press and regular printed publications on sale to the public within 60 days of the event related to those data/results and always provided that copyright symbol appears together as follows below.
© DORNA, 2024



5513 m.

RED BULL GRAND PRIX OF THE AMERICAS

Practice Nr. 2

Best Partial Times

Moto3™

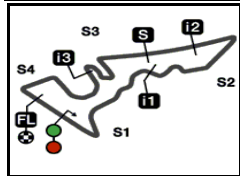
IT Ideal Lap Time, sum of the best partial times

BT Best Lap Time

T1		T2		T3		T4				<i>IT</i>	<i>BT</i>	
<i>Pos</i>	<i>Rider</i>	<i>Time</i>	<i>Rider</i>	<i>Time</i>	<i>Rider</i>	<i>Time</i>	<i>Rider</i>	<i>Time</i>	<i>Pos</i>	<i>Rider</i>		
25	N.DETTWILER	38.477	N.DETTWILER	33.178	N.DETTWILER	34.215	N.CARRARO	30.385	25	N.DETTWILER	2'16.241	2'16.241 (25)
26	T.BUASRI		T.BUASRI	37.245	T.BUASRI	41.079	T.BUASRI	32.038	-1	T.BUASRI		(-1)

These data/results cannot be reproduced, stored and/or transmitted in whole or in part by any manner of electronic, mechanical, photocopying, recording, broadcasting or otherwise now known or herein after developed without the previous express consent by the copyright owner, except for reproduction in daily press and regular printed publications on sale to the public within 60 days of the event related to those data/results and always provided that copyright symbol appears together as follows below.
© DORNA, 2024






5513 m.

RED BULL GRAND PRIX OF THE AMERICAS

Practice Nr. 2

Fastest Laps Sequence

<i>Practice Time</i>	 <i>Rider</i>	<i>Nation</i>	<i>Motorcycle</i>	<i>Time</i>	<i>Km/h</i>	<i>Rider's Lap</i>
4'48.928	99 Jose Antonio RUEDA	SPA	KTM	2'17.339	144.5	2
4'50.725	80 David ALONSO	COL	CFMOTO	2'15.650	146.3	2
7'05.623	80 David ALONSO	COL	CFMOTO	2'14.898	147.1	3
13'55.800	80 David ALONSO	COL	CFMOTO	2'14.850	147.1	6
26'13.754	48 Ivan ORTOLA	SPA	KTM	2'14.537	147.5	9
27'13.187	80 David ALONSO	COL	CFMOTO	2'14.153	147.9	10

These data/results cannot be reproduced, stored and/or transmitted in whole or in part by any manner of electronic, mechanical, photocopying, recording, broadcasting or otherwise now known or herein after developed without the previous express consent by the copyright owner, except for reproduction in daily press and regular printed publications on sale to the public within 60 days of the event related to those data/results and always provided that copyright symbol appears together as follows below.

© DORNA, 2024

Official MotoGP Timing by TISSOT
www.motogp.com

Austin, Saturday, April 13, 2024

