

5513 m.

## RED BULL GRAND PRIX OF THE AMERICAS

## Qualifying Nr. 1

## Classification

17



Rider	Nation	Team	Motorcycle	Time	Lap	Total	Gap	Top Speed
1 43 Jack MILLER	AUS	Red Bull KTM Factory Racing	KTM	2'01.541	5	6		345.0
2 73 Alex MARQUEZ	SPA	Gresini Racing MotoGP	DUCATI	2'01.553	5	6	0.012 0.012	340.6
3 25 Raul FERNANDEZ	SPA	Trackhouse Racing	APRILIA	2'01.726	6	7	0.185 0.173	342.8
4 88 Miguel OLIVEIRA	POR	Trackhouse Racing	APRILIA	2'01.844	3	7	0.303 0.118	343.9
5 42 Alex RINS	SPA	Monster Energy Yamaha MotoGP	YAMAHA	2'01.893	5	6	0.352 0.049	342.8
6 20 Fabio QUARTARARO	FRA	Monster Energy Yamaha MotoGP	YAMAHA	2'02.089	6	6	0.548 0.196	340.6
7 33 Brad BINDER	RSA	Red Bull KTM Factory Racing	KTM	2'02.140	4	5	0.599 0.051	345.0
8 37 Augusto FERNANDEZ	SPA	Red Bull GASGAS Tech3	KTM	2'02.223	5	6	0.682 0.083	340.6
9 5 Johann ZARCO	FRA	CASTROL Honda LCR	HONDA	2'02.380	5	6	0.839 0.157	341.7
10 36 Joan MIR	SPA	Repsol Honda Team	HONDA	2'02.829	5	6	1.288 0.449	347.2
11 30 Takaaki NAKAGAMI	JPN	IDEMITSU Honda LCR	HONDA	2'03.114	6	6	1.573 0.285	338.5
12 10 Luca MARINI	ITA	Repsol Honda Team	HONDA	2'03.249	5	6	1.708 0.135	337.5

Practice condition: Dry

Air: 22°

Humidity: 65%

Ground: 32°

<b>Fastest Lap:</b>	Lap: 5	Jack MILLER	2'01.541	163.2 Km/h
<b>Best Race Lap:</b>	2023	Alex RINS	2'03.126	161.1 Km/h
<b>All Time Lap Record:</b>	2024	Jorge MARTIN	2'01.397	163.4 Km/h

The results are provisional until the end of the limit for protest and appeals.

Time limit for protest expires 60' after publication of the results - ..... Time: .....

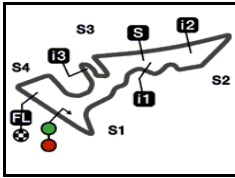
These data/results cannot be reproduced, stored and/or transmitted in whole or in part by any manner of electronic, mechanical, photocopying, recording, broadcasting or otherwise now known or herein after developed without the previous express consent by the copyright owner, except for reproduction in daily press and regular printed publications on sale to the public within 60 days of the event related to those data/results and always provided that copyright symbol appears together as follows below.

© DORNA, 2024

Official MotoGP Timing by TISSOT  
www.motogp.com



Austin, Saturday, April 13, 2024



5513 m.

## RED BULL GRAND PRIX OF THE AMERICAS

## Qualifying Nr. 1

## Top Speed &amp; Average

18



Rider	Nation	Motorcycle	Top 5 speeds					Average	Top
36 <b>Joan MIR</b>	<b>SPA</b>	HONDA	347.2	341.7	340.6	340.6	336.4	341.3	<b>347.2</b>
33 <b>Brad BINDER</b>	<b>RSA</b>	KTM	345.0	343.9	343.9	317.6	208.0	311.7	<b>345.0</b>
43 <b>Jack MILLER</b>	<b>AUS</b>	KTM	345.0	343.9	343.9	342.8	340.6	342.8	<b>345.0</b>
88 <b>Miguel OLIVEIRA</b>	<b>POR</b>	APRILIA	343.9	343.9	343.9	340.6	339.6	342.4	<b>343.9</b>
25 <b>Raul FERNANDEZ</b>	<b>SPA</b>	APRILIA	342.8	342.8	342.8	340.6	320.4	337.9	<b>342.8</b>
42 <b>Alex RINS</b>	<b>SPA</b>	YAMAHA	342.8	339.6	337.5	335.4	329.2	336.9	<b>342.8</b>
5 <b>Johann ZARCO</b>	<b>FRA</b>	HONDA	341.7	337.5	335.4	333.3	332.3	336.0	<b>341.7</b>
20 <b>Fabio QUARTARARO</b>	<b>FRA</b>	YAMAHA	340.6	338.5	338.5	337.5	335.4	338.1	<b>340.6</b>
37 <b>Augusto FERNANDEZ</b>	<b>SPA</b>	KTM	340.6	340.6	339.6	339.6	338.5	339.8	<b>340.6</b>
73 <b>Alex MARQUEZ</b>	<b>SPA</b>	DUCATI	340.6	339.6	338.5	337.5	336.4	338.5	<b>340.6</b>
30 <b>Takaaki NAKAGAMI</b>	<b>JPN</b>	HONDA	338.5	335.4	334.3	333.3	332.3	334.8	<b>338.5</b>
10 <b>Luca MARINI</b>	<b>ITA</b>	HONDA	337.5	336.4	336.4	336.4	335.4	336.3	<b>337.5</b>

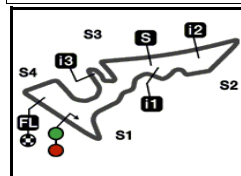
These data/results cannot be reproduced, stored and/or transmitted in whole or in part by any manner of electronic, mechanical, photocopying, recording, broadcasting or otherwise now known or herein after developed without the previous express consent by the copyright owner, except for reproduction in daily press and regular printed publications on sale to the public within 60 days of the event related to those data/results and always provided that copyright symbol appears together as follows below.

© DORNA, 2024

Official MotoGP Timing by TISSOT  
www.motogp.com



Austin, Saturday, April 13, 2024



5513 m.

## RED BULL GRAND PRIX OF THE AMERICAS

## Qualifying Nr. 1

## Chronological Analysis of Performances

19

\* Lap / Sector time cancelled

T1 Time from finish line to 1st intermediate

T3 Time from 2nd intermed. to 3rd intermed.

P Crossing the finish line in pit lane

T2 Time from 1st intermed. to 2nd intermed.

T4 Time from 3rd intermediate to finish line

\*\*Tyre data subject to further updates

Lap	Lap Time	T1	T2	T3	T4	Speed	Lap	Lap Time	T1	T2	T3	T4	Speed	
<b>1st</b>	<b>43</b>	Jack MILLER		KTM		AUS	<b>Run #</b>	<b>1</b>	<b>Front Tyre</b>	<b>Slick-Medium</b>	<b>Rear Tyre</b>	<b>Slick-Soft</b>		
		Red Bull KTM Factory Racing							<b>New Tyre</b>		<b>New Tyre</b>			
		Runs=2	Total laps=6	Full laps=2	Valid laps=2		1	2'39.318	34.239	30.625	31.207	28.831	339.6	
<b>Run #</b>	<b>1</b>	<b>Front Tyre</b>	<b>Slick-Medium</b>	<b>Rear Tyre</b>	<b>Slick-Soft</b>		2	2'08.427 *	34.802	31.666*	33.573	28.386	326.2	
			<b>New Tyre</b>		<b>New Tyre</b>		3	<b>2'01.844</b>	<b>34.495</b>	<b>29.328</b>	<b>29.883</b>	28.138	<b>343.9</b>	
1	2'16.406	31.936	30.673	31.069	30.450	340.6	4	2'08.189 P	34.952*	30.667	30.842	31.728	340.6	
2	<b>2'02.033</b>	34.737	29.397	<b>29.871</b>	28.028	343.9	<b>Run #</b>	<b>2</b>	<b>Front Tyre</b>	<b>Slick-Medium</b>	<b>Rear Tyre</b>	<b>Slick-Soft</b>		
3	2'22.568 P	44.499*	31.183	32.570	34.316	343.9			<b>4 Laps at start</b>		<b>New Tyre</b>			
<b>Run #</b>	<b>2</b>	<b>Front Tyre</b>	<b>Slick-Medium</b>	<b>Rear Tyre</b>	<b>Slick-Soft</b>		5	3'08.032	30.936	29.990	30.221	28.514	343.9	
			<b>3 Laps at start</b>		<b>New Tyre</b>		6	<b>2'01.943</b>	34.505	29.362	29.950	<b>28.126</b>	343.9	
4	5'15.094	31.669	30.133	30.210	28.153	342.8	7	2'12.657 P	34.751	32.696	32.884	32.326	300.8	
5	<b>2'01.541</b>	<b>34.225</b>	<b>29.373</b>	29.973	<b>27.970</b>	<b>345.0</b>	<b>5th</b>	<b>42</b>	Alex RINS		YAMAHA		SPA	
6	2'27.278 P	51.506*	31.383	31.618	32.771	340.6			Monster Energy Yamaha MotoGP Team		Runs=2	Total laps=6	Full laps=3	Valid laps=2
<b>2nd</b>	<b>73</b>	Alex MARQUEZ		DUCATI		SPA	<b>Run #</b>	<b>1</b>	<b>Front Tyre</b>	<b>Slick-Medium</b>	<b>Rear Tyre</b>	<b>Slick-Soft</b>		
		Gresini Racing MotoGP							<b>New Tyre</b>		<b>New Tyre</b>			
		Runs=2	Total laps=6	Full laps=2	Valid laps=2		1	2'15.289	32.923	30.731	33.834	32.788	288.0	
<b>Run #</b>	<b>1</b>	<b>Front Tyre</b>	<b>Slick-Medium</b>	<b>Rear Tyre</b>	<b>Slick-Soft</b>		2	<b>2'01.991</b>	34.616	<b>29.460</b>	<b>29.918</b>	<b>27.997</b>	<b>342.8</b>	
			<b>New Tyre</b>		<b>New Tyre</b>		3	2'17.650 P	41.433*	31.218	31.668	33.331	335.4	
1	2'14.952	33.118	30.910	33.655	32.743	289.5	<b>Run #</b>	<b>2</b>	<b>Front Tyre</b>	<b>Slick-Medium</b>	<b>Rear Tyre</b>	<b>Slick-Soft</b>		
2	<b>2'01.870</b>	34.613	29.461	<b>29.917</b>	27.879	339.6			<b>3 Laps at start</b>		<b>New Tyre</b>			
3	2'17.800 P	40.675*	32.151	31.494	33.480	337.5	4	5'25.872	32.854	30.156	30.447	28.168	337.5	
<b>Run #</b>	<b>2</b>	<b>Front Tyre</b>	<b>Slick-Medium</b>	<b>Rear Tyre</b>	<b>Slick-Soft</b>		5	<b>2'01.893</b>	<b>34.297</b>	29.491	29.996	28.109	339.6	
			<b>3 Laps at start</b>		<b>New Tyre</b>		6	2'16.915 *	40.819*	32.493	32.858	30.745	329.2	
4	5'23.373	31.498	30.769	30.706	28.183	338.5	<b>6th</b>	<b>20</b>	Fabio QUARTARARO		YAMAHA		FRA	
5	<b>2'01.553</b>	<b>34.342</b>	<b>29.255</b>	30.109	<b>27.847</b>	<b>340.6</b>			Monster Energy Yamaha MotoGP Team		Runs=2	Total laps=6	Full laps=3	Valid laps=2
6	2'23.296 P	34.474	35.083	37.584	36.155	336.4	<b>Run #</b>	<b>1</b>	<b>Front Tyre</b>	<b>Slick-Medium</b>	<b>Rear Tyre</b>	<b>Slick-Soft</b>		
<b>3rd</b>	<b>25</b>	Raul FERNANDEZ		APRILIA		SPA			<b>New Tyre</b>		<b>New Tyre</b>			
		Trackhouse Racing					1	2'39.836	33.331	30.721	31.961	29.880	335.4	
		Runs=2	Total laps=7	Full laps=4	Valid laps=2		2	2'08.601 *	34.546	30.775*	34.568	28.712	333.3	
<b>Run #</b>	<b>1</b>	<b>Front Tyre</b>	<b>Slick-Medium</b>	<b>Rear Tyre</b>	<b>Slick-Soft</b>		3	<b>2'02.169</b>	34.546	29.565	29.973	<b>28.085</b>	<b>340.6</b>	
			<b>New Tyre</b>		<b>New Tyre</b>		4	2'08.556 P	34.665*	30.581	30.786	32.524	337.5	
1	2'11.748	31.867	30.813	33.732	28.804	279.7	<b>Run #</b>	<b>2</b>	<b>Front Tyre</b>	<b>Slick-Medium</b>	<b>Rear Tyre</b>	<b>Slick-Soft</b>		
2	2'10.236 *	34.937	34.607*	31.705	28.987	320.4			<b>4 Laps at start</b>		<b>New Tyre</b>			
3	<b>2'02.185</b>	34.567	29.603	30.198	<b>27.817</b>	<b>342.8</b>	5	3'45.136	32.716	30.347	30.265	28.527	338.5	
4	2'05.364 P	33.269*	30.288	30.583	31.224	340.6	6	<b>2'02.089</b>	<b>34.511</b>	<b>29.477</b>	<b>29.966</b>	28.135	338.5	
<b>Run #</b>	<b>2</b>	<b>Front Tyre</b>	<b>Slick-Medium</b>	<b>Rear Tyre</b>	<b>Slick-Soft</b>		<b>7th</b>	<b>33</b>	Brad BINDER		KTM		RSA	
			<b>4 Laps at start</b>		<b>New Tyre</b>				Red Bull KTM Factory Racing		Runs=2	Total laps=5	Full laps=2	Valid laps=2
5	3'23.958	33.808	29.787	30.267	28.019	342.8	<b>Run #</b>	<b>1</b>	<b>Front Tyre</b>	<b>Slick-Medium</b>	<b>Rear Tyre</b>	<b>Slick-Soft</b>		
6	<b>2'01.726</b>	<b>34.528</b>	<b>29.400</b>	<b>29.883</b>	27.915	342.8			<b>New Tyre</b>		<b>New Tyre</b>			
7	2'30.011 *	45.960*	34.745	38.960	30.346	197.0	1	2'20.524	33.233	30.523	31.039	28.359	343.9	
<b>4th</b>	<b>88</b>	Miguel OLIVEIRA		APRILIA		POR								
		Trackhouse Racing												
		Runs=2	Total laps=7	Full laps=3	Valid laps=2									

**Fastest Lap:** Jack MILLER Red Bull KTM Factory AUS **2'01.541** 34.225 29.373 29.973 27.970

These data/results cannot be reproduced, stored and/or transmitted in whole or in part by any manner of electronic, mechanical, photocopying, recording, broadcasting or otherwise now known or herein after developed without the previous express consent by the copyright owner, except for reproduction in daily press and regular printed publications on sale to the public within 60 days of the event related to those data/results and always provided that copyright symbol appears together as follows below.  
© DORNA, 2024

# Qualifying Nr. 1

MotoGP

Lap	Lap Time	T1	T2	T3	T4	Speed	Lap	Lap Time	T1	T2	T3	T4	Speed
2	2'45.768	P	34.810	1'03.318	33.552	34.088	317.6						
<b>Run # 2</b>	<i>Front Tyre Slick-Medium</i>		<i>Rear Tyre Slick-Soft</i>										
12 Laps at start													New Tyre
3	6'48.775		36.881	30.318	30.258	28.112	343.9						
4	2'02.140		34.519	29.451	29.914	28.256	345.0						
5	2'22.723		39.780	37.541	35.848	29.554	208.0						

**8th 37** **Augusto FERNANDEZ** KTM SPA  
 Red Bull GASGAS Tech3  
 Runs=2 Total laps=6 Full laps=3 Valid laps=3

Run #	Front Tyre	Slick-Medium	Rear Tyre	Slick-Soft		
New Tyre						
1	2'21.246	33.208	30.674	30.943	28.788	340.6
2	2'02.273	34.619	29.507	30.114	28.033	337.5
3	2'09.145	P	34.599	29.837	32.508	338.5
<b>Run # 2</b>	<i>Front Tyre Slick-Medium</i>		<i>Rear Tyre Slick-Soft</i>			
3 Laps at start						
New Tyre						
4	5'25.725	32.083	31.028	30.749	28.227	339.6
5	2'02.223	34.584	29.487	30.131	28.021	340.6
6	2'02.898	34.476	29.588	30.161	28.673	339.6

**9th 5** **Johann ZARCO** HONDA FRA  
 CASTROL Honda LCR  
 Runs=2 Total laps=6 Full laps=3 Valid laps=2

Run #	Front Tyre	Slick-Medium	Rear Tyre	Slick-Soft		
New Tyre						
1	3'33.074	34.141	31.002	31.234	29.018	332.3
2	2'02.961	35.043	29.684	30.118	28.116	337.5
3	2'14.962	P	37.356*	32.459	31.722	331.2
<b>Run # 2</b>	<i>Front Tyre Slick-Medium</i>		<i>Rear Tyre Slick-Soft</i>			
3 Laps at start						
New Tyre						
4	4'07.874	31.467	30.884	30.867	28.438	341.7
5	2'02.380	34.696	29.687	30.027	27.970	335.4
6	2'26.138	*	44.792*	32.278	31.590	333.3

**10th 36** **Joan MIR** HONDA SPA  
 Repsol Honda Team  
 Runs=2 Total laps=6 Full laps=3 Valid laps=1

Run #	Front Tyre	Slick-Medium	Rear Tyre	Slick-Soft		
New Tyre						
1	2'16.765	33.176	30.639	30.973	30.371	336.4
2	2'04.130	*	34.806*	29.974	30.899	340.6
3	2'14.974	P	38.642*	31.524	31.314	334.94
<b>Run # 2</b>	<i>Front Tyre Slick-Medium</i>		<i>Rear Tyre Slick-Soft</i>			
3 Laps at start						
New Tyre						
4	5'23.261	32.150	30.906	30.948	28.408	347.2
5	2'02.829	34.790	29.633	30.195	28.211	341.7
6	2'24.872	*	44.866*	33.742	33.825	324.39

**11th 30** **Takaaki NAKAGAMI** HONDA JPN  
 IDEMITSU Honda LCR  
 Runs=2 Total laps=6 Full laps=3 Valid laps=2

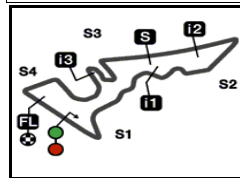
Run #	Front Tyre	Slick-Medium	Rear Tyre	Slick-Soft		
New Tyre						
1	2'12.690	34.180	30.884	33.148	29.361	303.3
2	2'03.332	35.154	29.777	30.217	28.184	333.3
3	2'18.987	P	43.250*	31.394	31.501	338.5

**Fastest Lap:** Jack MILLER Red Bull KTM Factory AUS **2'01.541** 34.225 29.373 29.973 27.970

These data/results cannot be reproduced, stored and/or transmitted in whole or in part by any manner of electronic, mechanical, photocopying, recording, broadcasting or otherwise now known or herein after developed without the previous express consent by the copyright owner, except for reproduction in daily press and regular printed publications on sale to the public within 60 days of the event related to those data/results and always provided that copyright symbol appears together as follows below.  
 © DORNA, 2024

Official MotoGP Timing by TISSOT  
 www.motogp.com





5513 m.

## RED BULL GRAND PRIX OF THE AMERICAS

After the Qualifying Nr. 1

## Event Best Maximum Speed



Rider	Nation Team	Motorcycle	Km/h	
33 Brad BINDER	RSA Red Bull KTM Factory Racing	KTM	350.6	Practice
25 Raul FERNANDEZ	SPA Trackhouse Racing	APRILIA	347.2	Practice
36 Joan MIR	SPA Repsol Honda Team	HONDA	347.2	Qualifying Nr. 1
41 Aleix ESPARGARO	SPA Aprilia Racing	APRILIA	347.2	Practice
89 Jorge MARTIN	SPA Prima Pramac Racing	DUCATI	347.2	Free Practice Nr. 2
31 Pedro ACOSTA	SPA Red Bull GASGAS Tech3	KTM	346.1	Practice
43 Jack MILLER	AUS Red Bull KTM Factory Racing	KTM	346.1	Practice
72 Marco BEZZECCHI	ITA Pertamina Enduro VR46 Racing T	DUCATI	346.1	Free Practice Nr. 1
12 Maverick VIÑALES	SPA Aprilia Racing	APRILIA	345.0	Practice
23 Enea BASTIANINI	ITA Ducati Lenovo Team	DUCATI	345.0	Free Practice Nr. 2
1 Francesco BAGNAIA	ITA Ducati Lenovo Team	DUCATI	345.0	Free Practice Nr. 2
88 Miguel OLIVEIRA	POR Trackhouse Racing	APRILIA	343.9	Qualifying Nr. 1
93 Marc MARQUEZ	SPA Gresini Racing MotoGP	DUCATI	343.9	Practice
73 Alex MARQUEZ	SPA Gresini Racing MotoGP	DUCATI	343.9	Practice
37 Augusto FERNANDEZ	SPA Red Bull GASGAS Tech3	KTM	343.9	Practice
42 Alex RINS	SPA Monster Energy Yamaha MotoGP	YAMAHA	343.9	Free Practice Nr. 1
21 Franco MORBIDELLI	ITA Prima Pramac Racing	DUCATI	343.9	Free Practice Nr. 2
10 Luca MARINI	ITA Repsol Honda Team	HONDA	343.9	Free Practice Nr. 1
30 Takaaki NAKAGAMI	JPN IDEMITSU Honda LCR	HONDA	343.9	Practice
49 Fabio DI GIANNANTONIO	ITA Pertamina Enduro VR46 Racing T	DUCATI	342.8	Free Practice Nr. 1
20 Fabio QUARTARARO	FRA Monster Energy Yamaha MotoGP	YAMAHA	342.8	Practice
5 Johann ZARCO	FRA CASTROL Honda LCR	HONDA	341.7	Qualifying Nr. 1

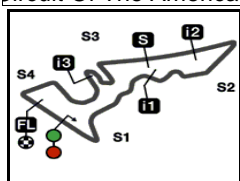
These data/results cannot be reproduced, stored and/or transmitted in whole or in part by any manner of electronic, mechanical, photocopying, recording, broadcasting or otherwise now known or herein after developed without the previous express consent by the copyright owner, except for reproduction in daily press and regular printed publications on sale to the public within 60 days of the event related to those data/results and always provided that copyright symbol appears together as follows below.

© DORNA, 2024

Official MotoGP Timing by TISSOT  
www.motogp.com



Austin, Saturday, April 13, 2024



5513 m.

## RED BULL GRAND PRIX OF THE AMERICAS

## Qualifying Nr. 1

## Best Partial Times

MotoGP™

*IT* Ideal Lap Time, sum of the best partial times*BT* Best Lap Time

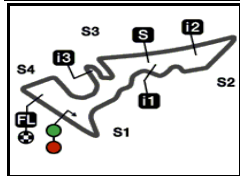
<i>T1</i>		<i>T2</i>		<i>T3</i>		<i>T4</i>				<i>IT</i>	<i>BT</i>	
<i>Pos</i>	<i>Rider</i>	<i>Time</i>	<i>Rider</i>	<i>Time</i>	<i>Rider</i>	<i>Time</i>	<i>Rider</i>	<i>Time</i>	<i>Pos</i>	<i>Rider</i>		
	1J.MILLER	34.225	A.MARQUEZ	29.255	J.MILLER	29.871	R.FERNANDEZ	27.817	1	<b>A.MARQUEZ</b>	2'01.361	2'01.553 (2)
	<b>2A.RINS</b>	<b>34.297</b>	<b>M.OLIVEIRA</b>	<b>29.328</b>	<b>R.FERNANDEZ</b>	<b>29.883</b>	<b>A.MARQUEZ</b>	<b>27.847</b>	2	<b>J.MILLER</b>	2'01.439	2'01.541 (1)
	3A.MARQUEZ	34.342	J.MILLER	29.373	M.OLIVEIRA	29.883	J.ZARCO	27.970	3	<b>R.FERNANDEZ</b>	2'01.628	2'01.726 (3)
	<b>4A.FERNANDEZ</b>	<b>34.476</b>	<b>R.FERNANDEZ</b>	<b>29.400</b>	<b>B.BINDER</b>	<b>29.914</b>	<b>J.MILLER</b>	<b>27.970</b>	4	<b>A.RINS</b>	2'01.672	2'01.893 (5)
	5M.OLIVEIRA	34.495	B.BINDER	29.451	A.MARQUEZ	29.917	A.RINS	27.997	5	<b>M.OLIVEIRA</b>	2'01.832	2'01.844 (4)
	<b>6F.QUARTARARO</b>	<b>34.511</b>	<b>A.RINS</b>	<b>29.460</b>	<b>A.RINS</b>	<b>29.918</b>	<b>A.FERNANDEZ</b>	<b>28.021</b>	6	<b>B.BINDER</b>	2'01.996	2'02.140 (7)
	7B.BINDER	34.519	F.QUARTARARO	29.477	F.QUARTARARO	29.966	F.QUARTARARO	28.085	7	<b>F.QUARTARARO</b>	2'02.039	2'02.089 (6)
	<b>8R.FERNANDEZ</b>	<b>34.528</b>	<b>A.FERNANDEZ</b>	<b>29.487</b>	<b>J.ZARCO</b>	<b>30.027</b>	<b>B.BINDER</b>	<b>28.112</b>	8	<b>A.FERNANDEZ</b>	2'02.098	2'02.223 (8)
	9J.ZARCO	34.696	J.MIR	29.633	A.FERNANDEZ	30.114	M.OLIVEIRA	28.126	9	<b>J.ZARCO</b>	2'02.377	2'02.380 (9)
	<b>10J.MIR</b>	<b>34.790</b>	<b>J.ZARCO</b>	<b>29.684</b>	<b>T.NAKAGAMI</b>	<b>30.158</b>	<b>T.NAKAGAMI</b>	<b>28.184</b>	10	<b>J.MIR</b>	2'02.829	2'02.829 (10)
	11L.MARINI	34.910	T.NAKAGAMI	29.734	L.MARINI	30.165	J.MIR	28.211	11	<b>T.NAKAGAMI</b>	2'03.027	2'03.114 (11)
	<b>12T.NAKAGAMI</b>	<b>34.951</b>	<b>L.MARINI</b>	<b>29.777</b>	<b>J.MIR</b>	<b>30.195</b>	<b>L.MARINI</b>	<b>28.323</b>	12	<b>L.MARINI</b>	2'03.175	2'03.249 (12)

These data/results cannot be reproduced, stored and/or transmitted in whole or in part by any manner of electronic, mechanical, photocopying, recording, broadcasting or otherwise now known or herein after developed without the previous express consent by the copyright owner, except for reproduction in daily press and regular printed publications on sale to the public within 60 days of the event related to those data/results and always provided that copyright symbol appears together as follows below.

© DORNA, 2024

Official MotoGP Timing by  TISSOT  
www.motogp.com






5513 m.

## RED BULL GRAND PRIX OF THE AMERICAS

## Qualifying Nr. 1

## Fastest Laps Sequence

<i>Practice Time</i>	 <i>Rider</i>	<i>Nation</i>	<i>Motorcycle</i>	<i>Time</i>	<i>Km/h</i>	<i>Rider's Lap</i>
<b>4'16.022</b>	30 <b>Takaaki NAKAGAMI</b>	JPN	HONDA	<b>2'03.332</b>	160.9	2
<b>4'16.822</b>	73 <b>Alex MARQUEZ</b>	SPA	DUCATI	<b>2'01.870</b>	162.8	2
<b>6'49.589</b>	88 <b>Miguel OLIVEIRA</b>	POR	APRILIA	<b>2'01.844</b>	162.8	3
<b>13'55.217</b>	25 <b>Raul FERNANDEZ</b>	SPA	APRILIA	<b>2'01.726</b>	163.0	6
<b>13'57.642</b>	43 <b>Jack MILLER</b>	AUS	KTM	<b>2'01.541</b>	163.2	5

These data/results cannot be reproduced, stored and/or transmitted in whole or in part by any manner of electronic, mechanical, photocopying, recording, broadcasting or otherwise now known or herein after developed without the previous express consent by the copyright owner, except for reproduction in daily press and regular printed publications on sale to the public within 60 days of the event related to those data/results and always provided that copyright symbol appears together as follows below.

© DORNA, 2024