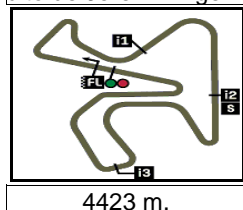



GRAN PREMIO ESTRELLA GALICIA 0,0 DE ESPAÑA

Free Practice
Classification

3



4423 m.

	Rider	Nation	Team	Motorcycle	Time	Lap	Total	Gap	Top Speed
1	80 David ALONSO	COL	CFMOTO Gaviota Aspar Team	CFMOTO	1'44.590	16	17		215.1
2	64 David MUÑOZ	SPA	BOE Motorsports	KTM	1'45.669	12	12	1.079	1.079 216.8
3	31 Adrian FERNANDEZ	SPA	Leopard Racing	HONDA	1'45.919	16	18	1.329	0.250 212.1
4	66 Joel KELSO	AUS	BOE Motorsports	KTM	1'45.970	6	19	1.380	0.051 215.1
5	48 Ivan ORTOLA	SPA	MT Helmets - MSI	KTM	1'45.979	15	16	1.389	0.009 213.0
6	36 Angel PIQUERAS	SPA	Leopard Racing	HONDA	1'46.240	16	16	1.650	0.261 213.8
7	95 Collin VEIJER	NED	Liqui Moly Husqvarna Intact GP	HUSQVARNA	1'46.258	9	15	1.668	0.018 215.1
8	6 Ryusei YAMANAKA	JPN	MT Helmets - MSI	KTM	1'46.364	10	19	1.774	0.106 211.7
9	12 Jacob ROULSTONE	AUS	Red Bull GASGAS Tech3	GASGAS	1'46.433	7	16	1.843	0.069 215.1
10	54 Riccardo ROSSI	ITA	CIP Green Power	KTM	1'46.524	15	15	1.934	0.091 212.5
11	10 Nicola CARRARO	ITA	LEVELUP - MTA	KTM	1'46.594	7	16	2.004	0.070 215.5
12	96 Daniel HOLGADO	SPA	Red Bull GASGAS Tech3	GASGAS	1'46.615	9	16	2.025	0.021 213.8
13	19 Scott OGDEN	GBR	MLav Racing	HONDA	1'46.676	14	17	2.086	0.061 213.4
14	24 Tatsuki SUZUKI	JPN	Liqui Moly Husqvarna Intact GP	HUSQVARNA	1'46.712	13	14	2.122	0.036 213.0
15	70 Joshua WHATLEY	GBR	MLav Racing	HONDA	1'46.814	12	14	2.224	0.102 211.3
16	82 Stefano NEPA	ITA	LEVELUP - MTA	KTM	1'46.895	6	19	2.305	0.081 215.1
17	78 Joel ESTEBAN	SPA	CFMOTO Gaviota Aspar Team	CFMOTO	1'46.994	12	14	2.404	0.099 216.0
18	7 Filippo FARIOLI	ITA	SIC58 Squadra Corse	HONDA	1'47.091	19	19	2.501	0.097 211.3
19	22 David ALMANSA	SPA	Rivacold Snipers Team	HONDA	1'47.138	15	15	2.548	0.047 211.7
20	85 Xabi ZURUTUZA	SPA	Red Bull KTM Ajo	KTM	1'47.221	12	15	2.631	0.083 216.0
21	18 Matteo BERTELLE	ITA	Rivacold Snipers Team	HONDA	1'47.386	11	16	2.796	0.165 208.8
22	72 Taiyo FURUSATO	JPN	Honda Team Asia	HONDA	1'47.442	10	19	2.852	0.056 209.3
23	58 Luca LUNETTA	ITA	SIC58 Squadra Corse	HONDA	1'47.583	9	16	2.993	0.141 211.7
24	55 Noah DETTWILER	SWI	CIP Green Power	KTM	1'48.143	13	15	3.553	0.560 212.1
25	5 Tatchakorn BUASRI	THA	Honda Team Asia	HONDA	1'48.268	15	15	3.678	0.125 211.7
Not classified									
	99 Jose Antonio RUEDA	SPA	Red Bull KTM Ajo	KTM					

Practice condition: Dry

Air: 13°

Humidity: 74%

Ground: 21°

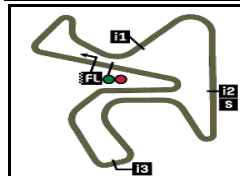
Fastest Lap:	Lap: 16	David ALONSO	1'44.590	152.2 Km/h
Best Race Lap:	2023	Ryusei YAMANAKA	1'46.016	150.1 Km/h
All Time Lap Record:	2024	David ALONSO	1'44.590	152.2 Km/h

The results are provisional until the end of the limit for protest and appeals.

Time limit for protest expires 60' after publication of the results - Time:

These data/results cannot be reproduced, stored and/or transmitted in whole or in part by any manner of electronic, mechanical, photocopying, recording, broadcasting or otherwise now known or herein after developed without the previous express consent by the copyright owner, except for reproduction in daily press and regular printed publications on sale to the public within 60 days of the event related to those data/results and always provided that copyright symbol appears together as follows below.

© DORNA, 2024



4423 m.

GRAN PREMIO ESTRELLA GALICIA 0,0 DE ESPAÑA

Free Practice

Top Speed & Average

4



Rider	Nation	Motorcycle	Top 5 speeds					Average	Top
64 David MUÑOZ	SPA	KTM	216.8	216.4	215.5	215.1	213.4	215.4	216.8
78 Joel ESTEBAN	SPA	CFMOTO	216.0	215.5	213.8	213.8	213.4	214.5	216.0
85 Xabi ZURUTUZA	SPA	KTM	216.0	216.0	215.1	215.1	215.1	215.5	216.0
10 Nicola CARRARO	ITA	KTM	215.5	215.0	214.7	214.7	214.2	214.8	215.5
12 Jacob ROULSTONE	AUS	GASGAS	215.1	213.8	212.5	212.1	211.7	212.7	215.1
66 Joel KELSO	AUS	KTM	215.1	215.1	213.8	212.5	212.5	213.8	215.1
80 David ALONSO	COL	CFMOTO	215.1	214.7	214.2	213.8	213.4	214.0	215.1
82 Stefano NEPA	ITA	KTM	215.1	214.7	214.7	214.2	214.2	214.5	215.1
95 Collin VEIJER	NED	HUSQVARNA	215.1	214.7	213.8	213.0	212.5	213.6	215.1
36 Angel PIQUERAS	SPA	HONDA	213.8	213.8	213.0	213.0	213.0	213.3	213.8
96 Daniel HOLGADO	SPA	GASGAS	213.8	213.4	213.4	213.4	213.4	213.5	213.8
19 Scott OGDEN	GBR	HONDA	213.4	211.7	210.9	210.5	210.5	211.4	213.4
24 Tatsuki SUZUKI	JPN	HUSQVARNA	213.0	212.5	212.1	212.1	211.7	212.2	213.0
48 Ivan ORTOLA	SPA	KTM	213.0	213.0	212.1	211.7	210.9	212.1	213.0
54 Riccardo ROSSI	ITA	KTM	212.5	211.7	211.7	211.3	211.3	211.7	212.5
31 Adrian FERNANDEZ	SPA	HONDA	212.1	210.5	210.1	209.7	209.3	210.0	212.1
55 Noah DETTWILER	SWI	KTM	212.1	211.3	209.7	209.7	209.7	210.5	212.1
5 Tatchakorn BUASRI	THA	HONDA	211.7	211.3	211.3	210.9	210.5	211.0	211.7
6 Ryusei YAMANAKA	JPN	KTM	211.7	211.3	211.3	210.9	210.9	211.1	211.7
22 David ALMANSA	SPA	HONDA	211.7	211.7	211.3	211.3	211.3	211.5	211.7
58 Luca LUNETTA	ITA	HONDA	211.7	210.9	210.5	210.5	210.1	210.5	211.7
7 Filippo FARIOLI	ITA	HONDA	211.3	210.5	210.5	210.1	210.1	210.5	211.3
70 Joshua WHATLEY	GBR	HONDA	211.3	210.1	208.8	208.8	208.4	209.3	211.3
72 Taiyo FURUSATO	JPN	HONDA	209.3	209.3	209.3	209.3	209.3	209.3	209.3
18 Matteo BERTELLE	ITA	HONDA	208.8	208.4	208.4	208.4	208.4	208.5	208.8

These data/results cannot be reproduced, stored and/or transmitted in whole or in part by any manner of electronic, mechanical, photocopying, recording, broadcasting or otherwise now known or herein after developed without the previous express consent by the copyright owner, except for reproduction in daily press and regular printed publications on sale to the public within 60 days of the event related to those data/results and always provided that copyright symbol appears together as follows below.

© DORNA, 2024

Official MotoGP Timing by TISSOT
www.motogp.com

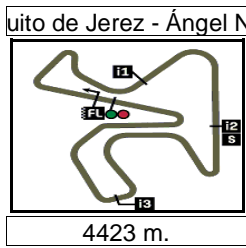


Jerez de la Frontera, Friday, April 26, 2024

GRAN PREMIO ESTRELLA GALICIA 0,0 DE ESPAÑA

Free Practice

Chronological Analysis of Performances



5

* Lap / Sector time cancelled T1 Time from finish line to 1st intermediate T3 Time from 2nd intermed. to 3rd intermed.
P Crossing the finish line in pit lane T2 Time from 1st intermed. to 2nd intermed. T4 Time from 3rd intermediate to finish line

Lap	Lap Time	T1	T2	T3	T4	Speed	Lap	Lap Time	T1	T2	T3	T4	Speed							
1st 80 David ALONSO CFMOTO Gaviota As COL Runs=2 Total laps=17 Full laps=14 Valid laps=14							10	1'46.769	26.186	16.277	31.223	33.083	209.3	11	1'46.613	26.063	16.346	31.154	33.050	208.0
1	2'11.939	30.861	17.034	32.699	34.255	210.1	12	1'46.757	26.184	16.254	31.221	33.098	208.4							
2	1'48.318	26.663	16.487	31.729	33.439	212.1	13	1'46.974 P	26.790	16.554	32.142	31.488	207.2							
3	1'47.419	26.423	16.255	31.307	33.434	213.8	14	1'50.627	29.594	16.593	31.298	33.142	208.4							
4	1'47.128	26.379	16.299	31.194	33.256	213.4	15	1'46.105	26.075	16.173	31.002	32.855	209.7							
5	1'46.578	26.140	16.307	31.150	32.981	212.5	16	1'45.919	25.953	16.182	30.980	32.804	210.1							
6	1'46.526	26.299	16.194	31.033	33.000	213.0	17	1'46.313	26.003	16.287	31.100	32.923	206.5							
7	1'45.981	25.956	16.146	30.968	32.911	212.1	18	1'46.441	26.044	16.333	31.117	32.947	208.4							
8	1'45.946	25.942	16.168	31.013	32.823	213.0	4th 66 Joel KELSO BOE Motorsports AUS Runs=1 Total laps=19 Full laps=18 Valid laps=18													
9	1'45.709	25.856	16.104	30.904	32.845	213.4	1	3'58.024	30.772	17.322	33.146	34.514	208.4							
10	1'46.551	26.037	16.305	31.099	33.110	211.3	2	1'51.019	26.840	16.764	32.034	35.381	207.2							
11	1'47.128	25.933	16.163	31.489	33.543	213.0	3	1'47.751	26.453	16.391	31.442	33.465	212.5							
12	1'46.339	26.107	16.185	31.093	32.954	211.7	4	1'48.452	26.220	16.136	32.179	33.917	215.1							
13	1'41.094 P	25.938	16.099	31.172	27.885	212.5	5	1'47.102	26.313	16.194	31.416	33.179	213.8							
14	1'51.405	31.199	16.215	31.240	32.751	214.7	6	1'45.970	25.993	16.015	31.160	32.802	215.1							
15	1'44.983	25.842	15.997	30.614	32.530	214.2	7	1'51.234	28.933	16.646	31.843	33.812	209.3							
16	1'44.590	25.598	15.966	30.627	32.399	215.1	8	1'47.491	26.300	16.362	31.421	33.408	211.7							
17	1'49.967	25.668	16.299	34.483	33.517	213.4	9	1'47.052	26.227	16.300	31.199	33.326	211.7							
2nd 64 David MUÑOZ BOE Motorsports SPA Runs=3 Total laps=12 Full laps=7 Valid laps=7							10	1'50.100	26.931	16.753	32.700	33.716	210.5	11	1'47.293	26.236	16.304	31.346	33.407	211.7
1	3'36.771	31.670	16.980	32.324	33.919	210.5	12	1'47.272	26.210	16.344	31.352	33.366	211.3							
2	1'48.676	26.808	16.512	31.740	33.616	211.7	13	1'49.531	26.134	16.260	32.936	34.201	212.5							
3	1'48.116	26.649	16.385	31.541	33.541	213.0	14	1'48.500	26.274	16.365	32.200	33.661	211.7							
4	1'47.505	26.348	16.430	31.315	33.412	211.7	15	1'47.614	26.198	16.370	31.505	33.541	210.9							
5	1'42.437 P	26.340	16.345	31.295	28.457	213.0	16	1'49.348	26.351	16.454	32.894	33.649	210.5							
6	1'51.640	30.274	16.621	31.462	33.283	211.3	17	1'47.764	26.269	16.372	31.605	33.518	211.7							
7	1'46.406	26.178	16.188	31.094	32.946	213.4	18	1'49.259	26.574	16.721	32.224	33.740	208.8							
8	1'43.027 P	26.048	16.283	31.300	29.396	211.7	19	1'48.015	26.329	16.373	31.616	33.697	210.5							
9	1'50.858	30.444	16.034	31.294	33.086	216.8	5th 48 Ivan ORTOLA MT Helmets - MSI SPA Runs=2 Total laps=16 Full laps=13 Valid laps=13													
10	1'46.087	25.930	16.092	30.946	33.119	215.1	1	3'52.616	29.857	17.069	32.846	34.461	208.4							
11	1'51.761	31.287	16.126	31.221	33.127	216.4	2	1'50.120	27.092	16.708	32.311	34.009	210.1							
12	1'45.669	25.933	16.092	30.816	32.828	215.5	3	1'49.348	26.808	16.592	32.008	33.940	209.7							
3rd 31 Adrian FERNANDEZ Leopard Racing SPA Runs=2 Total laps=18 Full laps=15 Valid laps=15							4	1'49.192	26.791	16.659	31.943	33.799	209.3							
1	2'39.957	29.123	16.994	32.424	34.154	208.0	5	1'48.219	26.726	16.422	31.509	33.562	210.5							
2	1'48.315	26.674	16.400	31.849	33.392	210.5	6	1'47.872	26.369	16.395	31.562	33.546	210.5							
3	1'47.529	26.314	16.210	31.678	33.327	212.1	7	1'48.179	26.486	16.461	31.755	33.477	209.3							
4	1'47.364	26.380	16.365	31.351	33.268	209.3	8	1'48.264	26.686	16.438	31.691	33.449	208.8							
5	1'46.961	26.251	16.348	31.239	33.123	209.3	9	1'47.393	26.301	16.343	31.516	33.233	211.7							
6	1'46.943	26.226	16.306	31.341	33.070	208.4	10	1'48.049	26.400	16.406	31.726	33.517	209.7							
7	1'47.251	26.164	16.341	31.250	33.496	208.0	11	1'48.070	26.440	16.392	31.794	33.444	210.1							
8	1'46.727	26.095	16.357	31.202	33.073	208.4	12	1'47.630	26.379	16.381	31.531	33.339	210.9							
9	1'46.571	26.056	16.253	31.179	33.083	208.0	Fastest Lap: David ALONSO CFMOTO Gaviota As COL 1'44.590 25.598 15.966 30.627 32.399													

These data/results cannot be reproduced, stored and/or transmitted in whole or in part by any manner of electronic, mechanical, photocopying, recording, broadcasting or otherwise now known or herein after developed without the previous express consent by the copyright owner, except for reproduction in daily press and regular printed publications on sale to the public within 60 days of the event related to those data/results and always provided that copyright symbol appears together as follows below.
© DORNA, 2024

Free Practice

Moto3

Lap	Lap Time	T1	T2	T3	T4	Speed	Lap	Lap Time	T1	T2	T3	T4	Speed
13	1'45.376 P	27.609	16.662	32.395	28.710	208.0	13	1'46.862	26.057	16.170	31.380	33.255	211.7
14	1'49.049	28.313	16.316	31.457	32.963	212.1	14	1'47.497	26.274	16.293	31.528	33.402	210.9
15	1'45.979	26.122	16.107	30.972	32.778	213.0	15	1'47.182	26.237	16.259	31.359	33.327	211.3
16	1'46.126	26.121	16.132	30.884	32.989	213.0	16	1'47.867	26.619	16.419	31.502	33.327	210.5
6th 36 Angel PIQUERAS Leopard Racing SPA Runs=2 Total laps=16 Full laps=13 Valid laps=13							17	1'47.687	26.333	16.351	31.568	33.435	210.9
1	2'34.087	31.843	17.696	34.257	35.354	206.8	18	1'47.807	26.375	16.346	31.662	33.424	210.5
2	1'52.398	28.154	17.155	32.705	34.384	209.3	19	1'47.838	26.438	16.454	31.630	33.316	210.5
3	1'49.740	26.936	16.736	32.189	33.879	210.1	9th 12 Jacob ROULSTONE Red Bull GASGAS Te AUS Runs=2 Total laps=16 Full laps=13 Valid laps=10						
4	1'48.210	26.626	16.451	31.700	33.433	213.0	1	2'08.613 *	31.642	17.367	32.938	35.442*	208.0
5	1'47.888	26.402	16.385	31.643	33.458	213.8	2	1'49.862 *	27.207	16.683	31.949	34.023*	209.3
6	1'50.024	26.587	16.419	33.600	33.418	210.5	3	1'49.129	26.629	16.546	31.862	34.092	210.5
7	1'47.495	26.283	16.420	31.387	33.405	213.0	4	1'48.317	26.588	16.302	31.754	33.673	215.1
8	1'47.034	26.370	16.321	31.290	33.053	212.1	5	1'47.717	26.614	16.253	31.300	33.550	212.5
9	1'47.763	26.364	16.415	31.537	33.447	210.9	6	1'47.901	26.430	16.290	31.749	33.432	211.7
10	1'47.780 P	28.240	16.934	32.927	29.679	199.6	7	1'46.433	26.224	16.084	31.058	33.067	213.8
11	2'03.581	35.723	18.644	34.982	34.232	194.2	8	1'47.297 *	26.169	16.227	31.503	33.398*	211.7
12	1'47.967	26.458	16.387	31.440	33.682	211.3	9	1'53.346 P	31.701	17.585	35.287	28.773	201.1
13	1'46.438	26.101	16.080	31.127	33.130	213.8	10	1'51.458 *	29.304	16.688	31.683	33.783*	210.1
14	1'49.900	26.421	16.518	32.576	34.385	191.4	11	1'49.018	26.672	16.352	32.450	33.544	211.3
15	1'48.036	26.105	16.313	31.281	34.337	210.1	12	1'47.430	26.281	16.234	31.519	33.396	211.3
16	1'46.240	26.058	16.090	30.931	33.161	213.0	13	1'48.854	26.376	16.347	31.944	34.187	211.7
7th 95 Collin VEIJER Liqui Moly Husqvarna NED Runs=2 Total laps=15 Full laps=12 Valid laps=12							14	1'48.660	26.588	16.424	31.855	33.793	211.3
1	3'45.968	31.288	17.532	33.493	34.955	206.5	15	1'48.541 *	26.499	16.358	31.856	33.828*	212.1
2	1'49.231	27.161	16.548	32.015	33.507	209.7	16	1'51.994	26.933	16.671	33.893	34.497	209.3
3	1'47.941	26.583	16.338	31.627	33.393	211.3	10th 54 Riccardo ROSSI CIP Green Power ITA Runs=2 Total laps=15 Full laps=12 Valid laps=12						
4	1'47.405	26.432	16.296	31.429	33.248	211.7	1	2'34.840	29.608	16.951	32.900	34.341	207.6
5	1'47.393	26.365	16.294	31.501	33.233	211.3	2	1'51.487	27.466	16.918	32.715	34.388	208.8
6	1'47.933	26.381	16.605	31.919	33.028	194.2	3	1'49.783	27.002	16.711	32.163	33.907	209.3
7	1'46.797	26.390	16.158	31.221	33.028	213.0	4	1'48.205	26.683	16.396	31.667	33.459	211.3
8	1'46.477	26.128	16.207	31.231	32.911	212.5	5	1'48.997	26.475	16.343	32.323	33.856	211.7
9	1'46.258	26.092	16.095	31.202	32.869	213.8	6	1'47.714	26.375	16.333	31.518	33.488	212.5
10	1'45.638 P	26.870	16.667	33.192	28.909	204.1	7	1'50.556	26.362	16.384	33.793	34.017	210.1
11	1'57.304	32.344	17.583	33.845	33.532	198.5	8	1'47.300	26.286	16.299	31.430	33.285	211.7
12	1'47.355	26.431	16.299	31.474	33.151	214.7	9	1'53.011 P	28.474	17.979	33.983	32.575	183.6
13	1'46.797	26.252	16.132	31.350	33.063	212.5	10	1'51.870	30.207	16.492	31.763	33.408	210.9
14	1'47.865	26.552	16.242	31.876	33.195	215.1	11	1'47.066	26.250	16.320	31.272	33.224	210.9
15	1'50.987	26.607	16.422	34.298	33.660	208.0	12	1'46.751	26.149	16.264	31.219	33.119	211.3
8th 6 Ryusei YAMANAKA MT Helmets - MSI JPN Runs=1 Total laps=19 Full laps=18 Valid laps=18							13	1'51.716	26.081	17.856	33.353	34.426	198.8
1	3'49.392	29.218	16.704	33.055	34.681	208.8	14	1'46.823	26.047	16.257	31.120	33.399	210.5
2	1'48.889	26.973	16.434	31.742	33.740	210.9	15	1'46.524	25.974	16.227	31.217	33.106	210.5
3	1'47.387	26.255	16.416	31.306	33.410	210.5	11th 10 Nicola CARRARO LEVELUP - MTA ITA Runs=2 Total laps=16 Full laps=13 Valid laps=13						
4	1'46.739	26.115	16.215	31.161	33.248	210.9	1	2'12.065	31.012	17.241	32.733	34.266	208.8
5	1'46.666	26.083	16.198	31.239	33.146	211.3	2	1'48.385	26.715	16.476	31.686	33.508	214.2
6	1'46.460	25.946	16.231	31.109	33.174	209.7	3	1'47.459	26.443	16.256	31.481	33.279	214.7
7	1'46.552	26.133	16.313	31.033	33.073	208.8	4	1'47.890	26.446	16.180	31.846	33.418	214.7
8	1'46.514	26.132	16.261	31.044	33.077	210.1	5	1'48.265	26.666	16.489	31.729	33.381	213.4
9	1'46.559	26.032	16.182	31.189	33.156	210.5	6	1'46.856	26.283	16.150	31.352	33.071	215.1
10	1'46.364	26.033	16.228	30.985	33.118	210.5	7	1'46.594	26.016	16.243	31.358	32.977	212.5
11	1'46.505	26.021	16.211	31.053	33.220	210.1	8	1'48.665	26.430	16.524	32.335	33.376	203.7
12	1'46.725	26.117	16.306	31.114	33.188	210.1	9	1'47.173	26.274	16.208	31.469	33.222	213.4

Fastest Lap: David ALONSO CFMOTO Gaviota As COL 1'44.590 25.598 15.966 30.627 32.399

These data/results cannot be reproduced, stored and/or transmitted in whole or in part by any manner of electronic, mechanical, photocopying, recording, broadcasting or otherwise now known or herein after developed without the previous express consent by the copyright owner, except for reproduction in daily press and regular printed publications on sale to the public within 60 days of the event related to those data/results and always provided that copyright symbol appears together as follows below.
© DORNA, 2024

Free Practice

Moto3

Lap	Lap Time	T1	T2	T3	T4	Speed	Lap	Lap Time	T1	T2	T3	T4	Speed
10	1'42.714 P	26.329	16.373	31.569	28.443	210.9	8	1'53.183	31.081	16.646	31.828	33.628	210.9
11	1'57.299	31.195	16.529	36.004	33.571	213.4	9	1'47.870	26.493	16.434	31.573	33.370	212.1
12	1'50.568	27.884	17.028	32.357	33.299	209.7	10	1'47.375	26.349	16.373	31.451	33.202	213.0
13	1'48.065	26.545	16.441	31.589	33.490	211.3	11	1'47.335 P	27.637	16.793	32.604	30.301	210.9
14	1'49.711	26.535	17.284	32.381	33.511	210.1	12	1'49.503 *	28.518	16.388	31.291	33.306*	211.3
15	1'48.433	26.701	16.362	31.946	33.424	212.5	13	1'46.712	26.125	16.273	31.136	33.178	212.1
16	1'49.028	26.788	16.343	32.098	33.799	215.5	14	1'46.949	26.163	16.279	31.211	33.296	212.5

12th 96 Daniel HOLGADO		Red Bull GASGAS Te SPA				
Runs=2	Total laps=16	Full laps=13	Valid laps=12			
1	3'04.409	30.449	17.107	33.768	35.313	210.1
2	1'53.048	27.015	16.654	32.092	37.287	212.5
3	1'48.725	26.715	16.486	31.862	33.662	213.4
4	1'47.868	26.339	16.378	31.741	33.410	213.4
5	1'47.331	26.302	16.298	31.401	33.330	213.4
6	1'47.062	26.258	16.255	31.302	33.247	213.0
7	1'46.976	26.191	16.370	31.257	33.158	212.5
8	1'46.910	26.216	16.276	31.155	33.263	213.0
9	1'46.615	26.121	16.285	31.106	33.103	213.0
10	1'50.113 P	30.271	16.827	33.452	29.563	194.9
11	1'54.986	32.065	16.640	32.106	34.175	207.2
12	1'46.810	26.333	16.273	31.198	33.006	213.4
13	1'46.629	26.094	16.221	31.191	33.123	213.8
14	1'50.510	26.021	16.403	33.948	34.138	205.3
15	1'46.942	26.083	16.166	31.411	33.282	213.4
16	1'46.775 *	26.097	16.269	31.175	33.234*	213.0

15th 70 Joshua WHATLEY		MLav Racing GBR				
Runs=2	Total laps=14	Full laps=11	Valid laps=11			
1	4'16.355	34.117	17.382	34.360	35.110	200.7
2	1'50.864	27.492	16.776	32.392	34.204	205.3
3	1'50.035	27.046	16.591	32.163	34.235	206.5
4	1'49.363	26.793	16.613	32.112	33.845	205.7
5	1'55.141	26.783	18.784	36.118	33.456	165.1
6	1'48.058	26.476	16.366	31.678	33.538	208.4
7	1'47.753	26.525	16.274	31.614	33.340	211.3
8	1'47.864	26.437	16.467	31.613	33.347	206.8
9	1'47.712 P	28.490	17.111	32.929	29.182	193.8
10	2'14.667	36.949	18.771	37.590	41.357	176.1
11	1'47.453	26.441	16.392	31.449	33.171	208.4
12	1'46.814	26.233	16.202	31.336	33.043	208.8
13	1'47.062	26.215	16.183	31.422	33.242	210.1
14	1'51.228	26.244	16.613	34.817	33.554	208.8

13th 19 Scott OGDEN		MLav Racing GBR				
Runs=2	Total laps=17	Full laps=14	Valid laps=14			
1	2'36.480	30.332	17.107	32.825	34.822	206.8
2	1'50.231	27.247	16.694	32.289	34.001	209.7
3	1'50.369	27.011	16.481	32.984	33.893	211.7
4	1'48.268	26.622	16.352	31.722	33.572	210.5
5	1'48.156	26.500	16.352	31.509	33.795	210.9
6	1'47.748	26.364	16.282	31.566	33.536	213.4
7	1'47.823	26.443	16.278	31.508	33.594	210.5
8	1'47.716	26.526	16.437	31.357	33.396	208.0
9	1'53.806 P	31.067	17.066	34.688	30.985	203.0
10	1'52.473 *	30.411	16.684	31.710	33.668*	207.2
11	1'47.599	26.452	16.275	31.337	33.535	208.8
12	1'47.202	26.268	16.300	31.416	33.218	208.4
13	1'46.754	26.204	16.270	31.143	33.137	208.4
14	1'46.676	26.104	16.289	31.116	33.167	208.4
15	1'48.845	26.114	16.422	32.037	34.272	208.4
16	1'47.023	26.253	16.370	31.261	33.139	207.2
17	1'46.698	26.153	16.270	31.205	33.070	208.4

16th 82 Stefano NEPA		LEVELUP - MTA ITA				
Runs=1	Total laps=19	Full laps=18	Valid laps=17			
1	3'06.460	30.072	17.277	34.142	34.354	207.6
2	1'48.392	26.813	16.366	31.627	33.586	212.5
3	1'48.480	26.622	16.404	31.920	33.534	214.7
4	1'47.519	26.369	16.327	31.512	33.311	211.7
5	1'47.138	26.381	16.239	31.429	33.089	211.3
6	1'46.895	26.347	16.094	31.274	33.180	213.8
7	1'46.911	26.223	16.143	31.355	33.190	214.7
8	1'47.297	26.247	16.162	31.513	33.375	215.1
9	1'47.181	26.219	16.086	31.500	33.376	213.8
10	1'46.937	26.224	16.133	31.388	33.192	213.4
11	1'46.895	26.118	16.094	31.336	33.347	214.2
12	1'48.705	26.270	16.430	32.344	33.661	212.1
13	1'47.362	26.272	16.179	31.573	33.338	213.0
14	1'47.338	26.298	16.190	31.560	33.290	214.2
15	1'48.077	26.438	16.249	31.771	33.619	211.7
16	1'48.576	26.544	16.321	31.923	33.788	211.3
17	1'49.562	26.603	16.296	32.743	33.920	213.0
18	1'49.127	26.605	16.248	32.261	34.013	213.0
19	1'48.595 *	26.618	16.194	32.079	33.704*	214.2

14th 24 Tatsuki SUZUKI		Liqui Moly Husqvarna JPN				
Runs=3	Total laps=14	Full laps=9	Valid laps=8			
1	3'29.946	30.492	16.880	32.780	34.181	208.4
2	1'49.340	27.144	16.521	31.822	33.853	210.9
3	1'49.171 *	26.763	16.492	31.931	33.985*	211.7
4	1'48.463	26.546	16.581	31.800	33.536	211.3
5	1'47.944	26.463	16.467	31.596	33.418	211.3
6	1'47.591	26.460	16.419	31.454	33.258	211.7
7	1'50.411 P	28.480	17.047	32.968	31.916	207.6

17th 78 Joel ESTEBAN		CFMOTO Gaviota As SPA				
Runs=2	Total laps=14	Full laps=11	Valid laps=11			
1	2'16.333	30.182	16.971	32.514	34.844	209.3
2	1'50.166	26.933	16.540	32.453	34.240	213.8
3	1'49.050	26.799	16.579	31.705	33.967	212.5
4	1'48.699	26.695	16.501	31.599	33.904	212.5
5	1'48.091	26.481	16.453	31.562	33.595	212.1
6	1'48.190	26.314	16.322	31.829	33.725	213.0
7	1'50.007	26.581	17.709	31.833	33.884	211.3

Fastest Lap: David ALONSO CFMOTO Gaviota As COL **1'44.590** 25.598 15.966 30.627 32.399

These data/results cannot be reproduced, stored and/or transmitted in whole or in part by any manner of electronic, mechanical, photocopying, recording, broadcasting or otherwise now known or herein after developed without the previous express consent by the copyright owner, except for reproduction in daily press and regular printed publications on sale to the public within 60 days of the event related to those data/results and always provided that copyright symbol appears together as follows below.
© DORNA, 2024

Free Practice

Moto3

Lap	Lap Time	T1	T2	T3	T4	Speed	Lap	Lap Time	T1	T2	T3	T4	Speed
8	1'47.502	26.383	16.299	31.350	33.470	213.0	7	1'47.457	26.279	16.283	31.368	33.527	215.1
9	1'47.782	26.421	16.377	31.362	33.622	213.0	8	1'47.900	26.405	16.358	31.608	33.529	214.7
10	1'44.696 P	26.782	16.595	31.787	29.532	210.9	9	1'43.180 P	26.929	16.624	31.723	27.904	210.1
11	1'52.446	31.345	16.164	31.334	33.603	216.0	10	1'49.619	28.192	16.401	31.427	33.599	215.1
12	1'46.994	26.239	16.192	31.339	33.224	215.5	11	1'47.255	26.171	16.230	31.426	33.428	215.1
13	1'47.102	26.242	16.247	31.189	33.424	213.4	12	1'47.221	26.250	16.250	31.262	33.459	213.8
14	1'48.908	26.280	17.033	31.727	33.868	213.8	13	1'50.229	26.226	16.350	33.861	33.792	212.1
							14	1'47.645	26.287	16.258	31.882	33.218	216.0
							15	1'47.397	26.340	16.292	31.346	33.419	212.1

18th 7 **Filippo FARIOLI** SIC58 Squadra Corse ITA
Runs=1 Total laps=19 Full laps=18 Valid laps=18

1	2'55.021	29.656	16.877	32.430	34.746	206.5
2	1'50.187	27.046	16.784	32.206	34.151	208.0
3	1'49.632	26.764	16.620	32.134	34.114	207.6
4	1'48.980	26.612	16.515	32.015	33.838	207.6
5	1'48.592	26.635	16.476	31.629	33.852	208.8
6	1'48.620	26.575	16.510	31.712	33.823	208.0
7	1'48.365	26.402	16.524	31.622	33.817	208.4
8	1'48.027	26.368	16.396	31.470	33.793	208.4
9	1'47.548	26.319	16.346	31.416	33.467	210.1
10	1'47.606	26.395	16.355	31.494	33.362	208.8
11	1'47.378	26.327	16.343	31.343	33.365	209.7
12	1'47.760	26.346	16.414	31.395	33.605	209.3
13	1'47.789	26.335	16.510	31.444	33.500	209.3
14	1'47.313	26.262	16.322	31.330	33.399	209.3
15	1'51.701	26.513	17.790	33.754	33.644	208.0
16	1'47.244	26.310	16.259	31.306	33.369	210.5
17	1'47.290	26.162	16.246	31.445	33.437	210.5
18	1'51.546	26.305	16.412	31.899	36.930	210.1
19	1'47.091	26.250	16.250	31.402	33.189	211.3

21st 18 **Matteo BERTELLE** Rivacold Snipers Tea ITA
Runs=2 Total laps=16 Full laps=13 Valid laps=13

1	4'07.376	32.161	17.419	33.466	34.474	204.1
2	1'49.352	26.983	16.723	31.864	33.782	208.8
3	1'50.187	26.672	16.489	33.308	33.718	207.6
4	1'48.250	26.583	16.461	31.602	33.604	208.4
5	1'51.673	28.313	17.134	32.356	33.870	198.8
6	1'44.607 P	26.475	16.448	33.436	28.248	207.6
7	1'51.666	29.557	16.745	31.853	33.511	206.5
8	1'47.739	26.459	16.460	31.455	33.365	207.2
9	1'47.560	26.435	16.415	31.424	33.286	207.2
10	1'49.714	26.387	16.441	32.896	33.990	207.6
11	1'47.386	26.340	16.401	31.382	33.263	208.0
12	1'49.000	26.683	16.779	32.033	33.505	207.2
13	1'47.772	26.386	16.443	31.707	33.236	208.4
14	1'54.779	31.733	16.927	32.357	33.762	205.3
15	1'48.344	26.501	16.389	31.942	33.512	208.4
16	1'48.816	26.735	16.460	31.977	33.644	208.4

19th 22 **David ALMANSA** Rivacold Snipers Tea SPA
Runs=2 Total laps=15 Full laps=12 Valid laps=11

1	4'03.421	33.401	17.280	33.011	34.587	207.6
2	1'50.620	27.432	16.711	32.419	34.058	210.9
3	1'48.696 *	26.719	16.396	31.937	33.644*	211.3
4	1'48.717	26.687	16.401	31.951	33.678	211.3
5	1'49.988	26.728	16.575	32.566	34.119	210.1
6	1'48.134	26.468	16.365	31.757	33.544	210.1
7	1'48.240	26.569	16.391	31.792	33.488	209.7
8	1'49.009	27.368	16.520	31.644	33.477	209.7
9	1'48.501	26.577	16.425	31.833	33.666	211.7
10	1'45.046 P	26.604	16.569	31.935	29.938	203.3
11	1'52.558	30.797	16.578	31.781	33.402	210.1
12	1'47.256	26.250	16.193	31.630	33.183	211.7
13	1'47.210	26.220	16.224	31.636	33.130	211.3
14	1'47.899	26.426	16.432	31.747	33.294	210.5
15	1'47.138	26.256	16.191	31.521	33.170	210.9

22nd 72 **Taiyo FURUSATO** Honda Team Asia JPN
Runs=1 Total laps=19 Full laps=18 Valid laps=17

1	2'42.820	29.164	16.990	32.359	34.456	207.2
2	1'49.861	26.938	16.752	32.186	33.985	208.4
3	1'49.190	26.818	16.779	31.874	33.719	209.3
4	1'48.817	26.845	16.484	31.824	33.664	208.8
5	1'48.296	26.508	16.527	31.751	33.510	208.8
6	1'47.957	26.437	16.477	31.591	33.452	208.8
7	1'47.830	26.341	16.556	31.494	33.439	209.3
8	1'47.949	26.414	16.485	31.628	33.422	209.3
9	1'47.927	26.360	16.438	31.695	33.434	208.8
10	1'47.442	26.317	16.418	31.449	33.258	209.3
11	1'48.253 *	26.385	16.499	31.627	33.742*	208.4
12	1'50.355	27.558	16.753	32.051	33.993	207.2
13	1'48.399	26.553	16.511	31.847	33.488	209.3
14	1'48.653	26.641	16.508	31.746	33.758	208.4
15	1'48.244	26.489	16.407	31.819	33.529	208.4
16	1'48.621	26.403	16.552	32.110	33.556	208.0
17	1'48.522	26.452	16.454	32.078	33.538	208.0
18	1'48.713	26.402	16.785	31.959	33.567	206.5
19	1'52.822	27.531	17.384	33.170	34.737	200.7

20th 85 **Xabi ZURUTUZA** Red Bull KTM Ajo SPA
Runs=2 Total laps=15 Full laps=12 Valid laps=12

1	3'04.537	30.273	17.008	33.878	35.282	210.9
2	1'49.929	27.005	16.623	32.150	34.151	213.8
3	1'49.156	26.832	16.544	31.777	34.003	213.4
4	1'48.548	26.571	16.443	31.564	33.970	213.4
5	1'49.420	26.631	16.489	32.077	34.223	212.5
6	1'47.378	26.351	16.236	31.370	33.421	216.0

23rd 58 **Luca LUNETTA** SIC58 Squadra Corse ITA
Runs=2 Total laps=16 Full laps=13 Valid laps=13

1	2'58.637	30.679	16.942	32.197	33.928	209.3
2	1'49.392	27.128	16.685	31.787	33.792	210.5
3	1'49.077	26.865	16.697	31.789	33.726	210.1

Fastest Lap: David ALONSO CFMOTO Gaviota As COL 1'44.590 25.598 15.966 30.627 32.399

These data/results cannot be reproduced, stored and/or transmitted in whole or in part by any manner of electronic, mechanical, photocopying, recording, broadcasting or otherwise now known or herein after developed without the previous express consent by the copyright owner, except for reproduction in daily press and regular printed publications on sale to the public within 60 days of the event related to those data/results and always provided that copyright symbol appears together as follows below.
© DORNA, 2024

Free Practice

Moto3

Lap	Lap Time	T1	T2	T3	T4	Speed	Lap	Lap Time	T1	T2	T3	T4	Speed
4	1'48.251	26.551	16.623	31.636	33.441	210.1							
5	1'49.090	26.834	16.692	32.035	33.529	210.5							
6	1'48.593	26.545	16.595	31.792	33.661	210.1							
7	1'48.117	26.558	16.636	31.535	33.388	210.1							
8	1'48.195	26.474	16.477	31.785	33.459	209.7							
9	1'47.583	26.444	16.358	31.491	33.290	211.7							
10	1'50.132 P	26.377	16.381	37.752	29.622	210.9							
11	1'54.390	31.185	16.833	32.161	34.211	208.4							
12	1'48.262	26.582	16.501	31.684	33.495	209.7							
13	1'47.974	26.470	16.441	31.657	33.406	209.7							
14	1'48.030	26.423	16.504	31.668	33.435	209.7							
15	1'48.327	26.415	16.518	31.845	33.549	209.3							
16	1'48.528	26.583	16.620	31.829	33.496	209.3							

24th 55 **Noah DETTWILER** CIP Green Power SWI
 Runs=2 Total laps=15 Full laps=12 Valid laps=11

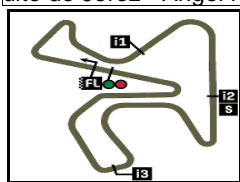
1	2'21.052	30.298	17.238	33.145	35.158	206.5							
2	1'50.901	27.473	16.865	32.223	34.340	209.3							
3	1'50.071	27.100	16.766	32.097	34.108	209.7							
4	1'49.337	26.835	16.671	31.899	33.932	209.7							
5	1'49.502	26.744	16.685	32.164	33.909	209.7							
6	1'48.958	26.687	16.602	31.888	33.781	208.0							
7	1'48.336	26.604	16.534	31.634	33.564	209.3							
8	1'42.624 P	26.481	16.597	31.816	27.730	209.3							
9	1'52.262	29.266	16.803	32.209	33.984	200.3							
10	1'48.873	26.666	16.603	31.803	33.801	209.3							
11	1'49.021 *	26.531	16.547	32.186	33.757*	209.3							
12	1'48.337	26.565	16.549	31.714	33.509	208.0							
13	1'48.143	26.383	16.396	31.621	33.743	212.1							
14	1'48.892	26.702	16.677	31.918	33.595	206.8							
15	1'49.298	26.680	16.397	31.899	34.322	211.3							

25th 5 **Tatchakorn BUASRI** Honda Team Asia THA
 Runs=2 Total laps=15 Full laps=12 Valid laps=12

1	2'55.814	31.004	16.886	32.864	34.598	210.5							
2	1'50.549	27.301	16.737	32.470	34.041	210.5							
3	1'49.512	26.962	16.606	32.146	33.798	211.3							
4	1'49.306	26.783	16.598	32.166	33.759	208.8							
5	1'49.901	26.956	16.836	32.475	33.634	210.1							
6	1'48.710	26.784	16.408	31.935	33.583	211.7							
7	1'48.878	26.678	16.460	32.021	33.719	210.1							
8	1'51.476 P	27.981	18.412	34.588	30.495	194.5							
9	1'57.626	31.323	17.899	33.192	35.212	202.6							
10	1'49.987	26.689	16.677	32.623	33.998	208.4							
11	1'48.817	26.516	16.577	31.973	33.751	211.3							
12	1'48.610	26.575	16.523	31.879	33.633	209.7							
13	1'51.945	27.284	16.716	32.844	35.101	207.6							
14	1'49.061	26.533	16.505	31.933	34.090	208.8							
15	1'48.268	26.375	16.509	31.673	33.711	210.9							

Fastest Lap: David ALONSO CFMOTO Gaviota As COL **1'44.590** 25.598 15.966 30.627 32.399

These data/results cannot be reproduced, stored and/or transmitted in whole or in part by any manner of electronic, mechanical, photocopying, recording, broadcasting or otherwise now known or herein after developed without the previous express consent by the copyright owner, except for reproduction in daily press and regular printed publications on sale to the public within 60 days of the event related to those data/results and always provided that copyright symbol appears together as follows below.
 © DORNA, 2024



4423 m.

GRAN PREMIO ESTRELLA GALICIA 0,0 DE ESPAÑA

Free Practice

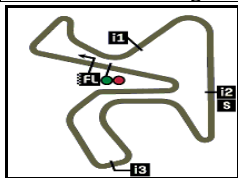
Best Partial Times

IT Ideal Lap Time, sum of the best partial times

BT Best Lap Time

T1		T2		T3		T4				IT		BT	
Pos	Rider	Time	Rider	Time	Rider	Time	Rider	Time	Pos	Rider	IT	BT	
1	D.ALONSO	25.598	D.ALONSO	15.966	D.ALONSO	30.614	D.ALONSO	32.399	1	D.ALONSO	1'44.577	1'44.590	(1)
2	D.MUÑOZ	25.930	J.KELSO	16.015	D.MUÑOZ	30.816	I.ORTOLA	32.778	2	D.MUÑOZ	1'45.608	1'45.669	(2)
3	R.YAMANAKA	25.946	D.MUÑOZ	16.034	I.ORTOLA	30.884	J.KELSO	32.802	3	I.ORTOLA	1'45.890	1'45.979	(5)
4	A.FERNANDEZ	25.953	A.PIQUERAS	16.080	A.PIQUERAS	30.931	A.FERNANDEZ	32.804	4	A.FERNANDEZ	1'45.910	1'45.919	(3)
5	R.ROSSI	25.974	J.ROULSTONE	16.084	A.FERNANDEZ	30.980	D.MUÑOZ	32.828	5	J.KELSO	1'45.970	1'45.970	(4)
6	J.KELSO	25.993	S.NEPA	16.086	R.YAMANAKA	30.985	C.VEIJER	32.869	6	A.PIQUERAS	1'46.122	1'46.240	(6)
7	N.CARRARO	26.016	C.VEIJER	16.095	J.ROULSTONE	31.058	N.CARRARO	32.977	7	R.YAMANAKA	1'46.174	1'46.364	(8)
8	D.HOLGADO	26.021	I.ORTOLA	16.107	D.HOLGADO	31.106	D.HOLGADO	33.006	8	C.VEIJER	1'46.258	1'46.258	(7)
9	A.PIQUERAS	26.058	N.CARRARO	16.150	S.OGDEN	31.116	J.WHATLEY	33.043	9	D.HOLGADO	1'46.299	1'46.615	(12)
10	C.VEIJER	26.092	J.ESTEBAN	16.164	R.ROSSI	31.120	A.PIQUERAS	33.053	10	J.ROULSTONE	1'46.378	1'46.433	(9)
11	S.OGDEN	26.104	D.HOLGADO	16.166	T.SUZUKI	31.136	J.ROULSTONE	33.067	11	R.ROSSI	1'46.427	1'46.524	(10)
12	S.NEPA	26.118	R.YAMANAKA	16.170	J.KELSO	31.160	S.OGDEN	33.070	12	N.CARRARO	1'46.495	1'46.594	(11)
13	I.ORTOLA	26.121	A.FERNANDEZ	16.173	J.ESTEBAN	31.189	R.YAMANAKA	33.073	13	S.OGDEN	1'46.560	1'46.676	(13)
14	T.SUZUKI	26.125	J.WHATLEY	16.183	C.VEIJER	31.202	S.NEPA	33.089	14	S.NEPA	1'46.567	1'46.895	(16)
15	F.FARIOLI	26.162	D.ALMANSA	16.191	X.ZURUTUZA	31.262	R.ROSSI	33.106	15	T.SUZUKI	1'46.712	1'46.712	(14)
16	J.ROULSTONE	26.169	R.ROSSI	16.227	S.NEPA	31.274	D.ALMANSA	33.130	16	J.WHATLEY	1'46.777	1'46.814	(15)
17	X.ZURUTUZA	26.171	X.ZURUTUZA	16.230	F.FARIOLI	31.306	T.SUZUKI	33.178	17	J.ESTEBAN	1'46.816	1'46.994	(17)
18	J.WHATLEY	26.215	F.FARIOLI	16.246	J.WHATLEY	31.336	F.FARIOLI	33.189	18	X.ZURUTUZA	1'46.881	1'47.221	(20)
19	D.ALMANSA	26.220	S.OGDEN	16.270	N.CARRARO	31.352	X.ZURUTUZA	33.218	19	F.FARIOLI	1'46.903	1'47.091	(18)
20	J.ESTEBAN	26.239	T.SUZUKI	16.273	M.BERTELLE	31.382	J.ESTEBAN	33.224	20	D.ALMANSA	1'47.062	1'47.138	(19)
21	T.FURUSATO	26.317	L.LUNETTA	16.358	T.FURUSATO	31.449	M.BERTELLE	33.236	21	M.BERTELLE	1'47.347	1'47.386	(21)
22	M.BERTELLE	26.340	M.BERTELLE	16.389	L.LUNETTA	31.491	T.FURUSATO	33.258	22	T.FURUSATO	1'47.431	1'47.442	(22)
23	T.BUASRI	26.375	N.DETTWILER	16.396	D.ALMANSA	31.521	L.LUNETTA	33.290	23	L.LUNETTA	1'47.516	1'47.583	(23)
24	L.LUNETTA	26.377	T.FURUSATO	16.407	N.DETTWILER	31.621	N.DETTWILER	33.509	24	N.DETTWILER	1'47.909	1'48.143	(24)

These data/results cannot be reproduced, stored and/or transmitted in whole or in part by any manner of electronic, mechanical, photocopying, recording, broadcasting or otherwise now known or herein after developed without the previous express consent by the copyright owner, except for reproduction in daily press and regular printed publications on sale to the public within 60 days of the event related to those data/results and always provided that copyright symbol appears together as follows below.
© DORNA, 2024



4423 m.

GRAN PREMIO ESTRELLA GALICIA 0,0 DE ESPAÑA

Free Practice

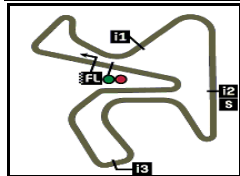
Best Partial Times

IT Ideal Lap Time, sum of the best partial times

BT Best Lap Time

<i>T1</i>		<i>T2</i>		<i>T3</i>		<i>T4</i>				<i>IT</i>	<i>BT</i>	
<i>Pos</i>	<i>Rider</i>	<i>Time</i>	<i>Rider</i>	<i>Time</i>	<i>Rider</i>	<i>Time</i>	<i>Rider</i>	<i>Time</i>	<i>Pos</i>	<i>Rider</i>		
25	N.DETTWILER	26.383	T.BUASRI	16.408	T.BUASRI	31.673	T.BUASRI	33.583	25	T.BUASRI	1'48.039	1'48.268 (25)

These data/results cannot be reproduced, stored and/or transmitted in whole or in part by any manner of electronic, mechanical, photocopying, recording, broadcasting or otherwise now known or herein after developed without the previous express consent by the copyright owner, except for reproduction in daily press and regular printed publications on sale to the public within 60 days of the event related to those data/results and always provided that copyright symbol appears together as follows below.
© DORNA, 2024




4423 m.

GRAN PREMIO ESTRELLA GALICIA 0,0 DE ESPAÑA

Free Practice

Fastest Laps Sequence

<i>Practice Time</i>	 <i>Rider</i>	<i>Nation</i>	<i>Motorcycle</i>	<i>Time</i>	<i>Km/h</i>	<i>Rider's Lap</i>
4'00.257	80 David ALONSO	COL	CFMOTO	1'48.318	147.0	2
4'28.272	31 Adrian FERNANDEZ	SPA	HONDA	1'48.315	147.0	2
5'47.676	80 David ALONSO	COL	CFMOTO	1'47.419	148.2	3
7'25.668	6 Ryusei YAMANAKA	JPN	KTM	1'47.387	148.2	3
7'34.804	80 David ALONSO	COL	CFMOTO	1'47.128	148.6	4
9'12.407	6 Ryusei YAMANAKA	JPN	KTM	1'46.739	149.1	4
9'21.382	80 David ALONSO	COL	CFMOTO	1'46.578	149.4	5
11'07.908	80 David ALONSO	COL	CFMOTO	1'46.526	149.4	6
12'45.533	6 Ryusei YAMANAKA	JPN	KTM	1'46.460	149.5	6
12'53.889	80 David ALONSO	COL	CFMOTO	1'45.981	150.2	7
12'58.318	66 Joel KELSO	AUS	KTM	1'45.970	150.2	6
14'39.835	80 David ALONSO	COL	CFMOTO	1'45.946	150.2	8
16'25.544	80 David ALONSO	COL	CFMOTO	1'45.709	150.6	9
31'54.158	80 David ALONSO	COL	CFMOTO	1'44.983	151.6	15
33'38.748	80 David ALONSO	COL	CFMOTO	1'44.590	152.2	16

These data/results cannot be reproduced, stored and/or transmitted in whole or in part by any manner of electronic, mechanical, photocopying, recording, broadcasting or otherwise now known or herein after developed without the previous express consent by the copyright owner, except for reproduction in daily press and regular printed publications on sale to the public within 60 days of the event related to those data/results and always provided that copyright symbol appears together as follows below.

© DORNA, 2024

Official MotoGP Timing by TISSOT
www.motogp.com



Jerez de la Frontera, Friday, April 26, 2024