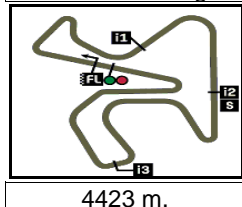


GRAN PREMIO ESTRELLA GALICIA 0,0 DE ESPAÑA


Free Practice Nr. 2

Classification

10



4423 m.

	Rider	Nation	Team	Motorcycle	Time	Lap	Total	Gap	Top Speed
1	93 Marc MARQUEZ	SPA	Gresini Racing MotoGP	DUCATI	1'48.183	6	11		284.9
2	49 Fabio DI GIANNANTONIO	ITA	Pertamina Enduro VR46 Racing Te	DUCATI	1'48.259	13	14	0.076 0.076	280.5
3	1 Francesco BAGNAIA	ITA	Ducati Lenovo Team	DUCATI	1'48.653	13	14	0.470 0.394	284.2
4	25 Raul FERNANDEZ	SPA	Trackhouse Racing	APRILIA	1'48.722	4	11	0.539 0.069	281.2
5	12 Maverick VIÑALES	SPA	Aprilia Racing	APRILIA	1'48.749	11	14	0.566 0.027	281.9
6	88 Miguel OLIVEIRA	POR	Trackhouse Racing	APRILIA	1'48.794	11	12	0.611 0.045	281.9
7	31 Pedro ACOSTA	SPA	Red Bull GASGAS Tech3	KTM	1'48.850	12	14	0.667 0.056	284.2
8	21 Franco MORBIDELLI	ITA	Prima Pramac Racing	DUCATI	1'48.875	11	11	0.692 0.025	281.9
9	73 Alex MARQUEZ	SPA	Gresini Racing MotoGP	DUCATI	1'48.901	12	13	0.718 0.026	281.9
10	41 Aleix ESPARGARO	SPA	Aprilia Racing	APRILIA	1'48.902	10	12	0.719 0.001	283.4
11	72 Marco BEZZECCHI	ITA	Pertamina Enduro VR46 Racing Te	DUCATI	1'48.988	10	12	0.805 0.086	283.4
12	89 Jorge MARTIN	SPA	Prima Pramac Racing	DUCATI	1'49.083	10	12	0.900 0.095	282.7
13	43 Jack MILLER	AUS	Red Bull KTM Factory Racing	KTM	1'49.145	9	12	0.962 0.062	284.2
14	26 Daniel PEDROSA	SPA	Red Bull KTM Factory Racing	KTM	1'49.249	5	10	1.066 0.104	284.2
15	23 Enea BASTIANINI	ITA	Ducati Lenovo Team	DUCATI	1'49.514	13	16	1.331 0.265	281.2
16	37 Augusto FERNANDEZ	SPA	Red Bull GASGAS Tech3	KTM	1'49.515	12	13	1.332 0.001	278.3
17	20 Fabio QUARTARARO	FRA	Monster Energy Yamaha MotoGP	YAMAHA	1'49.810	10	12	1.627 0.295	281.2
18	5 Johann ZARCO	FRA	CASTROL Honda LCR	HONDA	1'49.930	11	11	1.747 0.120	282.7
19	6 Stefan BRADL	GER	HRC Test Team	HONDA	1'49.936	8	11	1.753 0.006	281.9
20	33 Brad BINDER	RSA	Red Bull KTM Factory Racing	KTM	1'50.027	8	12	1.844 0.091	283.4
21	36 Joan MIR	SPA	Repsol Honda Team	HONDA	1'50.192	9	11	2.009 0.165	279.7
22	42 Alex RINS	SPA	Monster Energy Yamaha MotoGP	YAMAHA	1'50.220	10	11	2.037 0.028	280.5
23	30 Takaaki NAKAGAMI	JPN	IDEMITSU Honda LCR	HONDA	1'50.358	11	11	2.175 0.138	278.3
24	32 Lorenzo SAVADORI	ITA	Aprilia Racing	APRILIA	1'50.748	6	10	2.565 0.390	280.5
25	10 Luca MARINI	ITA	Repsol Honda Team	HONDA	1'50.824	5	11	2.641 0.076	279.7

Practice condition: Wet

Air: 14°

Humidity: 87%

Ground: 17°

Fastest Lap:	Lap: 6	Marc MARQUEZ	1'48.183	147.1 Km/h
Best Race Lap:	2022	Francesco BAGNAIA	1'37.669	163.0 Km/h
All Time Lap Record:	2024	Francesco BAGNAIA	1'36.025	165.8 Km/h

The results are provisional until the end of the limit for protest and appeals.

Time limit for protest expires 60' after publication of the results - Time:

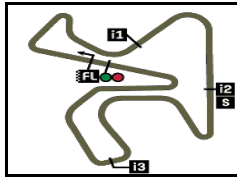
These data/results cannot be reproduced, stored and/or transmitted in whole or in part by any manner of electronic, mechanical, photocopying, recording, broadcasting or otherwise now known or herein after developed without the previous express consent by the copyright owner, except for reproduction in daily press and regular printed publications on sale to the public within 60 days of the event related to those data/results and always provided that copyright symbol appears together as follows below.

© DORNA, 2024

Official MotoGP Timing by TISSOT
www.motogp.com



Jerez de la Frontera, Saturday, April 27, 2024



4423 m.

GRAN PREMIO ESTRELLA GALICIA 0,0 DE ESPAÑA

Free Practice Nr. 2

Top Speed & Average

12



Rider	Nation	Motorcycle	Top 5 speeds					Average	Top
93 Marc MARQUEZ	SPA	DUCATI	284.9	284.2	282.7	282.7	279.7	282.3	284.9
1 Francesco BAGNAIA	ITA	DUCATI	284.2	283.4	282.7	282.7	282.7	283.0	284.2
26 Daniel PEDROSA	SPA	KTM	284.2	284.2	283.4	281.9	280.5	282.8	284.2
31 Pedro ACOSTA	SPA	KTM	284.2	283.4	281.9	281.9	281.9	282.7	284.2
43 Jack MILLER	AUS	KTM	284.2	284.2	283.4	283.4	281.9	283.4	284.2
33 Brad BINDER	RSA	KTM	283.4	282.7	282.7	281.9	281.9	282.4	283.4
41 Aleix ESPARGARO	SPA	APRILIA	283.4	280.5	280.5	279.7	277.6	279.3	283.4
72 Marco BEZZECCHI	ITA	DUCATI	283.4	281.2	281.2	280.5	279.7	281.0	283.4
5 Johann ZARCO	FRA	HONDA	282.7	281.9	281.9	281.2	279.7	281.5	282.7
89 Jorge MARTIN	SPA	DUCATI	282.7	281.9	281.9	280.5	279.7	280.7	282.7
6 Stefan BRADL	GER	HONDA	281.9	280.5	279.7	279.7	279.7	280.3	281.9
12 Maverick VIÑALES	SPA	APRILIA	281.9	281.9	279.7	279.0	279.0	280.3	281.9
21 Franco MORBIDELLI	ITA	DUCATI	281.9	281.2	280.5	279.7	278.3	280.3	281.9
73 Alex MARQUEZ	SPA	DUCATI	281.9	281.9	281.2	281.2	281.2	281.5	281.9
88 Miguel OLIVEIRA	POR	APRILIA	281.9	281.9	281.9	281.2	281.2	281.6	281.9
20 Fabio QUARTARARO	FRA	YAMAHA	281.2	280.5	279.0	278.3	278.3	279.5	281.2
23 Enea BASTIANINI	ITA	DUCATI	281.2	281.2	280.5	280.5	280.5	280.8	281.2
25 Raul FERNANDEZ	SPA	APRILIA	281.2	280.5	279.7	279.0	278.3	279.7	281.2
32 Lorenzo SAVADORI	ITA	APRILIA	280.5	279.0	278.3	276.9	276.9	278.3	280.5
42 Alex RINS	SPA	YAMAHA	280.5	280.5	280.5	278.3	276.9	279.3	280.5
49 Fabio DI GIANNANTONIO	ITA	DUCATI	280.5	279.0	279.0	278.3	278.3	279.0	280.5
10 Luca MARINI	ITA	HONDA	279.7	279.0	279.0	279.0	276.9	278.4	279.7
36 Joan MIR	SPA	HONDA	279.7	279.0	279.0	278.3	278.3	278.9	279.7
30 Takaaki NAKAGAMI	JPN	HONDA	278.3	278.3	277.6	276.2	275.5	277.2	278.3
37 Augusto FERNANDEZ	SPA	KTM	278.3	276.9	276.9	276.2	276.2	276.8	278.3

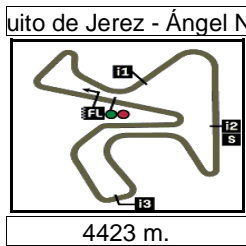
These data/results cannot be reproduced, stored and/or transmitted in whole or in part by any manner of electronic, mechanical, photocopying, recording, broadcasting or otherwise now known or herein after developed without the previous express consent by the copyright owner, except for reproduction in daily press and regular printed publications on sale to the public within 60 days of the event related to those data/results and always provided that copyright symbol appears together as follows below.

© DORNA, 2024

Official MotoGP Timing by TISSOT
www.motogp.com



Jerez de la Frontera, Saturday, April 27, 2024



Results and timing service provided by **TISSOT**

MotoGP™

GRAN PREMIO ESTRELLA GALICIA 0,0 DE ESPAÑA

Free Practice Nr. 2

Chronological Analysis of Performances

13

* Lap / Sector time cancelled

T1 Time from finish line to 1st intermediate

T3 Time from 2nd intermed. to 3rd intermed.

P Crossing the finish line in pit lane

T2 Time from 1st intermed. to 2nd intermed.

T4 Time from 3rd intermediate to finish line

**Tyre data subject to further updates

Lap	Lap Time	T1	T2	T3	T4	Speed	Lap	Lap Time	T1	T2	T3	T4	Speed	
1st	93	Marc MARQUEZ DUCATI SPA						1	2'27.661	34.695	16.875	36.053	36.354	260.8
		Gresini Racing MotoGP						2	1'54.444	29.181	16.436	34.471	34.356	280.5
		Runs=2 Total laps=11 Full laps=8 Valid laps=8						3	1'52.289	28.454	16.101	33.591	34.143	280.5
Run #	1	Front Tyre	Wet-Medium	Rear Tyre	Wet-Soft		4	1'51.170	28.101	15.948	33.176	33.945	282.7	
		New Tyre		New Tyre			5	1'51.846	28.135	15.988	33.310	34.413	282.7	
1	2'42.737	32.900	16.797	36.776	35.064	270.0	6	1'50.629	27.803	15.909	33.016	33.901	281.9	
2	1'51.564	28.393	15.891	33.671	33.609	279.7	7	1'48.019 P	27.771	16.014	34.350	29.884	280.5	
3	1'49.473	27.646	15.784	32.777	33.266	272.7	Run #	2	Front Tyre	Wet-Medium	Rear Tyre	Wet-Soft		
4	1'48.631	27.360	15.566	32.571	33.134	282.7			7 Laps at start		7 Laps at start			
5	1'52.492	29.796	15.901	33.004	33.791	279.7	8	1'56.201	32.408	16.088	33.352	34.353	281.9	
6	1'48.183	27.254	15.668	32.197	33.064	284.2	9	1'49.894	27.761	15.782	32.740	33.611	282.7	
7	1'47.059 P	27.541	15.904	33.756	29.858	266.6	10	1'49.677	27.660	15.961	32.623	33.433	281.2	
Run #	2	Front Tyre	Wet-Medium	Rear Tyre	Wet-Soft		11	1'49.567	27.519	15.825	32.574	33.649	282.7	
		7 Laps at start		7 Laps at start			12	1'49.118	27.339	15.730	32.512	33.537	284.2	
8	1'57.001	34.012	16.030	33.604	33.355	268.6	13	1'48.653	27.206	15.733	32.414	33.300	283.4	
9	1'48.542	27.540	15.573	32.462	32.967	282.7	14	1'49.316	27.259	15.722	32.614	33.721	282.7	
10	2'00.160	37.310	16.333	32.936	33.581	266.6								
11	1'48.234	27.010	15.557	32.443	33.224	284.9								
4th	25	Raul FERNANDEZ APRILIA SPA												
		Trackhouse Racing												
		Runs=2 Total laps=11 Full laps=8 Valid laps=8												
Run #	1	Front Tyre	Wet-Medium	Rear Tyre	Wet-Soft									
		New Tyre		New Tyre										
1	2'53.296	34.705	16.823	35.785	34.725	272.0								
2	1'52.413	29.116	16.014	33.795	33.488	276.9								
3	1'49.886	27.726	15.848	32.980	33.332	280.5								
4	1'48.722	27.358	15.745	32.654	32.965	278.3								
5	1'49.927	27.502	15.755	32.731	33.939	279.0								
6	1'50.617	28.620	16.064	32.627	33.306	276.2								
7	1'49.884	27.431	15.887	32.700	33.866	277.6								
8	1'52.134 P	28.581	17.925	34.697	30.931	202.2								
Run #	2	Front Tyre	Wet-Medium	Rear Tyre	Wet-Soft									
		8 Laps at start		8 Laps at start										
9	1'56.494	33.288	16.199	33.425	33.582	276.2								
10	1'49.770	27.629	15.834	32.892	33.415	279.7								
11	1'49.272	27.462	15.833	32.735	33.242	281.2								
		PIT	29.790	16.361	34.038	31.957	274.8							
5th	12	Maverick VIÑALES APRILIA SPA												
		Aprilia Racing												
		Runs=2 Total laps=14 Full laps=11 Valid laps=11												
Run #	1	Front Tyre	Wet-Medium	Rear Tyre	Wet-Soft									
		New Tyre		New Tyre										
1	2'21.616	33.749	16.827	35.147	34.592	267.3								
2	1'52.271	28.481	15.831	33.846	34.113	276.2								
3	1'51.519	28.051	15.895	33.491	34.082	275.5								
4	1'50.771	27.837	15.777	33.246	33.911	281.9								
3rd	1	Francesco BAGNAIA DUCATI ITA												
		Ducati Lenovo Team												
		Runs=2 Total laps=14 Full laps=11 Valid laps=11												
Run #	1	Front Tyre	Wet-Medium	Rear Tyre	Wet-Soft									
		New Tyre		New Tyre										

Fastest Lap: Marc MARQUEZ Gresini Racing MotoG SPA **1'48.183** 27.254 15.668 32.197 33.064

These data/results cannot be reproduced, stored and/or transmitted in whole or in part by any manner of electronic, mechanical, photocopying, recording, broadcasting or otherwise now known or herein after developed without the previous express consent by the copyright owner, except for reproduction in daily press and regular printed publications on sale to the public within 60 days of the event related to those data/results and always provided that copyright symbol appears together as follows below.
© DORNA, 2024



Free Practice Nr. 2

MotoGP

Lap	Lap Time	T1	T2	T3	T4	Speed
5	1'49.763	27.725	15.792	32.754	33.492	279.0
6	1'49.197	27.459	15.758	32.704	33.276	277.6
7	1'53.807	29.618	16.037	34.327	33.825	274.8
8	1'48.822	27.397	15.761	32.657	33.007	276.2
9	1'48.008 P	28.968	15.817	33.516	29.707	276.2

6th 88 Miguel OLIVEIRA APRILIA POR
Trackhouse Racing
Runs=2 Total laps=12 Full laps=9 Valid laps=9

Run #	1	Front Tyre	Wet-Medium	Rear Tyre	Wet-Soft
		New Tyre		New Tyre	
1	2'32.020	34.821	16.823	36.236	265.3
2	1'54.547	29.505	16.461	34.277	274.8
3	1'51.252	28.525	15.793	33.291	281.9
4	1'49.885	27.859	15.724	32.936	281.9
5	1'51.791	28.689	15.870	33.311	279.7
6	1'49.403	27.644	15.673	32.796	281.9
7	1'49.139	27.613	15.814	32.616	280.5
8	1'48.521 P	28.835	16.290	33.601	267.3

Run #	2	Front Tyre	Wet-Medium	Rear Tyre	Wet-Soft	
		8 Laps at start		8 Laps at start		
9	1'55.178	32.109	16.070	33.598	274.1	
10	1'49.595	27.681	15.778	32.912	279.7	
11	1'48.794	27.375	15.674	32.629	281.2	
12	1'50.274	27.858	15.840	32.969	279.0	
		PIT	27.652	15.796	32.863	281.2

7th 31 Pedro ACOSTA KTM SPA
Red Bull GASGAS Tech3
Runs=2 Total laps=14 Full laps=11 Valid laps=11

Run #	1	Front Tyre	Wet-Medium	Rear Tyre	Wet-Soft
		New Tyre		New Tyre	
1	2'20.958	34.579	16.530	36.310	263.4
2	1'53.182	29.293	15.949	34.072	270.6
3	1'51.296	28.351	15.759	33.292	281.2
4	1'50.896	28.381	15.719	32.962	281.9
5	1'49.740	27.821	15.637	32.960	281.9
6	1'49.601	27.529	15.620	32.929	283.4
7	1'49.643	27.846	15.732	32.661	279.7
8	1'49.215	27.461	15.827	32.512	278.3
9	1'49.217	27.430	15.803	32.467	278.3
10	1'48.595 P	29.626	16.069	33.746	278.3

Run #	2	Front Tyre	Wet-Medium	Rear Tyre	Wet-Soft
		10 Laps at start		10 Laps at start	
11	1'58.493	36.126	15.856	32.990	284.2
12	1'48.850	27.325	15.719	32.510	281.9
13	1'52.787	27.283	17.737	34.202	276.2
14	1'49.750	27.426	15.847	32.668	279.0

8th 21 Franco MORBIDELLI DUCATI ITA
Prima Pramac Racing
Runs=2 Total laps=11 Full laps=8 Valid laps=8

Run #	1	Front Tyre	Wet-Medium	Rear Tyre	Wet-Soft
		New Tyre		New Tyre	
1	2'31.021	34.781	17.750	37.884	247.7
2	1'53.775 P	29.912	16.731	35.917	273.4

Run #	2	Front Tyre	Wet-Medium	Rear Tyre	Wet-Soft	
		2 Laps at start		2 Laps at start		
3	1'57.585	32.793	16.548	33.934	270.6	
4	1'50.958	28.137	15.817	32.960	279.7	
5	1'50.005	27.696	15.796	32.799	280.5	
6	1'54.148	30.028	16.414	33.660	271.3	
7	1'49.909	27.706	15.887	32.764	278.3	
8	1'54.477	29.172	16.240	34.457	277.6	
9	1'49.571	27.481	15.761	32.793	281.9	
10	2'01.568	34.461	16.184	36.944	277.6	
11	1'48.875	27.415	15.756	32.423	281.2	
		PIT	36.811	16.328	33.775	274.1

9th 73 Alex MARQUEZ DUCATI SPA
Gresini Racing MotoGP
Runs=2 Total laps=13 Full laps=10 Valid laps=10

Run #	1	Front Tyre	Wet-Medium	Rear Tyre	Wet-Soft
		New Tyre		New Tyre	
1	2'09.772	34.853	16.943	36.023	267.9
2	1'53.327	28.830	16.079	34.235	276.9
3	1'52.915	29.489	15.826	33.528	271.3
4	1'50.197	27.919	15.696	32.984	280.5
5	1'49.873	27.607	15.773	32.885	279.7
6	1'46.896 P	27.449	15.822	33.031	279.7

Run #	2	Front Tyre	Wet-Medium	Rear Tyre	Wet-Soft
		6 Laps at start		6 Laps at start	
7	1'58.865	34.752	16.252	33.925	279.7
8	1'49.659	27.646	15.742	32.788	281.9
9	1'49.644	27.595	15.699	32.958	278.3
10	1'49.293	27.676	15.668	32.687	281.2
11	1'49.160	27.500	15.708	32.617	281.2
12	1'48.901	27.403	15.710	32.511	281.2
13	1'49.260	27.443	15.723	32.634	281.9

10th 41 Aleix ESPARGARO APRILIA SPA
Aprilia Racing
Runs=2 Total laps=12 Full laps=9 Valid laps=9

Run #	1	Front Tyre	Wet-Medium	Rear Tyre	Wet-Soft
		New Tyre		New Tyre	
1	2'34.374	33.438	16.658	35.643	266.0
2	1'53.515	28.714	15.991	34.609	280.5
3	1'51.441	28.510	15.957	33.306	277.6
4	1'49.709	27.749	15.718	32.845	277.6
5	1'57.769	31.556	16.035	33.339	270.0
6	1'49.622	27.802	15.728	32.707	277.6
7	1'49.307	27.489	15.724	32.605	277.6
8	1'47.084 P	28.634	15.855	33.025	275.5

Fastest Lap: Marc MARQUEZ Gresini Racing MotoG SPA 1'48.183 27.254 15.668 32.197 33.064

These data/results cannot be reproduced, stored and/or transmitted in whole or in part by any manner of electronic, mechanical, photocopying, recording, broadcasting or otherwise now known or herein after developed without the previous express consent by the copyright owner, except for reproduction in daily press and regular printed publications on sale to the public within 60 days of the event related to those data/results and always provided that copyright symbol appears together as follows below.
© DORNA, 2024

Official MotoGP Timing by TISSOT
www.motogp.com



Free Practice Nr. 2

MotoGP

Lap	Lap Time	T1	T2	T3	T4	Speed	Lap	Lap Time	T1	T2	T3	T4	Speed
Run # 2	Front Tyre Wet-Medium			Rear Tyre Wet-Soft			1	2'33.322	33.648	16.741	35.400	34.913	281.2
	8 Laps at start			8 Laps at start			2	1'52.169	28.636	16.089	33.436	34.008	284.2
9	1'55.825	33.504	15.731	33.212	33.378	283.4	3	1'50.440	28.063	15.793	32.901	33.683	284.2
10	1'48.902	27.324	15.668	32.457	33.453	280.5	4	1'50.062	27.902	15.742	32.890	33.528	283.4
11	1'52.745	29.266	16.587	33.414	33.478	261.5	5	1'49.658	27.785	15.787	32.628	33.458	283.4
12	1'49.502	27.424	15.829	32.611	33.638	279.7	6	1'49.635	27.543	15.798	32.639	33.655	281.9
							7	1'55.536 P	36.088	16.276	33.197	29.975	278.3

11th 72 Marco BEZZECCHI DUCATI ITA
Pertamina Enduro VR46 Racing Team

Runs=3 Total laps=12 Full laps=7 Valid laps=7

Run #	1	Front Tyre	Wet-Medium	Rear Tyre	Wet-Soft	Speed
		New Tyre		New Tyre		
1	2'15.417	34.057	16.892	36.308	35.009	249.4
2	1'52.831	29.000	16.120	33.989	33.722	267.3
3	1'47.304 P	28.468	15.652	33.450	29.734	274.1

Run #	2	Front Tyre	Wet-Medium	Rear Tyre	Wet-Soft	Speed
		3 Laps at start			3 Laps at start	
4	1'59.604	34.387	16.365	34.726	34.126	276.2
5	1'50.964	28.209	15.810	33.240	33.705	283.4
6	1'49.945	27.620	15.738	33.067	33.520	280.5
7	1'50.043	27.625	15.780	33.160	33.478	278.3
8	1'46.294 P	27.629	15.701	33.049	29.915	279.7

Run #	3	Front Tyre	Wet-Medium	Rear Tyre	Wet-Soft	Speed
		8 Laps at start			8 Laps at start	
9	2'06.357	36.344	16.297	36.368	37.348	271.3
10	1'48.988	27.613	15.637	32.558	33.180	281.2
11	1'49.433	27.465	15.719	32.723	33.526	279.7
12	1'49.444	27.565	15.738	32.728	33.413	281.2

12th 89 Jorge MARTIN DUCATI SPA
Prima Pramac Racing

Runs=3 Total laps=12 Full laps=8 Valid laps=8

Run #	1	Front Tyre	Wet-Medium	Rear Tyre	Wet-Soft	Speed
		New Tyre		New Tyre		
1	2'41.288 P	33.946	17.836	42.229	34.848	175.3

Run #	2	Front Tyre	Wet-Medium	Rear Tyre	Wet-Soft	Speed
		1 Laps at start			1 Laps at start	
2	1'58.593	33.244	16.309	34.746	34.294	271.3
3	1'51.546	28.151	16.124	33.312	33.959	273.4
4	1'50.418	27.822	15.904	33.055	33.637	281.9
5	1'49.766	27.447	15.881	32.756	33.682	278.3
6	1'48.410 P	28.514	15.988	33.892	30.016	279.7

Run #	3	Front Tyre	Wet-Medium	Rear Tyre	Wet-Soft	Speed
		6 Laps at start			6 Laps at start	
7	1'54.634	32.012	16.104	33.013	33.505	279.7
8	1'49.444	27.449	15.791	32.683	33.521	279.7
9	1'52.728	27.453	15.880	35.749	33.646	279.7
10	1'49.083	27.397	15.752	32.508	33.426	282.7
11	1'49.556	27.349	15.839	32.641	33.727	281.9
12	1'50.837	28.648	15.830	32.769	33.590	280.5

13th 43 Jack MILLER KTM AUS
Red Bull KTM Factory Racing

Runs=2 Total laps=12 Full laps=9 Valid laps=9

Run #	1	Front Tyre	Wet-Medium	Rear Tyre	Wet-Soft	Speed
		New Tyre		New Tyre		

Run # 2 Front Tyre Wet-Medium Rear Tyre Wet-Soft
7 Laps at start 7 Laps at start

8	1'55.764	32.140	15.868	34.015	33.741	281.2
9	1'49.145	27.350	15.782	32.561	33.452	281.2
10	1'50.977	28.901	15.924	32.695	33.457	281.2
11	1'49.596	27.503	15.795	32.694	33.604	281.2
12	1'49.724	27.506	15.989	32.610	33.619	279.7

14th 26 Daniel PEDROSA KTM SPA
Red Bull KTM Factory Racing

Runs=2 Total laps=10 Full laps=7 Valid laps=6

Run #	1	Front Tyre	Wet-Soft	Rear Tyre	Wet-Soft	Speed
		New Tyre		New Tyre		

1	2'14.834	34.540	16.965	36.019	35.495	248.8
2	1'53.188	28.938	16.138	34.074	34.038	269.3
3	1'50.687 *	28.159	15.688	33.239	33.601*	283.4
4	1'50.140	27.831	15.774	32.852	33.683	280.5
5	1'49.249	27.547	15.665	32.647	33.390	284.2
6	1'48.219 P	28.204	16.293	33.654	30.068	257.7

Run #	2	Front Tyre	Wet-Medium	Rear Tyre	Wet-Soft	Speed
		New Tyre		6 Laps at start		

7	2'01.062	35.888	16.591	34.108	34.475	261.5
8	1'50.764	28.080	15.895	33.093	33.696	278.3
9	1'49.774	27.632	15.697	32.958	33.487	284.2
10	1'49.991	27.697	15.815	32.907	33.572	279.7
	PIT	27.797	15.755	33.180	29.010	281.9

15th 23 Enea BASTIANINI DUCATI ITA
Ducati Lenovo Team

Runs=2 Total laps=16 Full laps=13 Valid laps=13

Run #	1	Front Tyre	Wet-Medium	Rear Tyre	Wet-Soft	Speed
		New Tyre		New Tyre		

1	2'37.065	34.659	16.785	36.464	36.052	257.7
2	1'54.482	29.328	16.164	34.514	34.476	277.6
3	1'47.261 P	28.411	15.939	33.699	29.212	275.5

Run #	2	Front Tyre	Wet-Medium	Rear Tyre	Wet-Soft	Speed
		New Tyre		New Tyre		

4	1'58.731	32.972	16.511	34.773	34.475	274.1
5	1'52.068	28.425	15.981	33.647	34.015	281.2
6	1'51.246	28.308	16.057	33.374	33.507	280.5
7	1'51.145	28.049	15.964	33.206	33.926	279.7
8	1'50.438	27.918	15.949	33.083	33.488	279.7
9	1'49.684	27.747	15.850	32.856	33.231	279.0
10	1'50.074	27.768	15.883	32.876	33.547	277.6
11	1'50.149	27.757	15.871	33.170	33.351	279.7
12	1'49.900	27.688	15.850	32.968	33.394	279.7
13	1'49.514	27.607	15.761	32.902	33.244	280.5
14	1'57.222	32.654	17.188	33.360	34.020	279.7
15	1'49.633	27.655	15.759	32.946	33.273	281.2

Fastest Lap: Marc MARQUEZ Gresini Racing MotoGP SPA **1'48.183** 27.254 15.668 32.197 33.064

These data/results cannot be reproduced, stored and/or transmitted in whole or in part by any manner of electronic, mechanical, photocopying, recording, broadcasting or otherwise now known or herein after developed without the previous express consent by the copyright owner, except for reproduction in daily press and regular printed publications on sale to the public within 60 days of the event related to those data/results and always provided that copyright symbol appears together as follows below.
© DORNA, 2024



Free Practice Nr. 2

MotoGP

Lap	Lap Time	T1	T2	T3	T4	Speed	Lap	Lap Time	T1	T2	T3	T4	Speed
16	1'49.989	27.687	15.821	32.966	33.515	280.5	8	1'46.663 P	27.900	15.744	33.649	29.370	282.7
16th	37	Augusto FERNANDEZ		KTM	SPA								
		Red Bull GASGAS Tech3											
		Runs=2	Total laps=13	Full laps=10	Valid laps=10								
Run #	1	Front Tyre	Wet-Medium	Rear Tyre	Wet-Soft								
		New Tyre		New Tyre									
1	2'47.965	35.682	17.631	36.865	35.254	234.7							
2	1'52.597	28.911	16.171	33.760	33.755	263.4							
3	1'51.018	28.091	15.934	33.296	33.697	275.5							
4	1'50.647	27.787	15.990	33.154	33.716	274.1							
5	1'50.252	27.608	15.994	32.916	33.734	276.2							
6	1'50.163	27.529	15.985	32.862	33.787	276.9							
7	1'54.657	27.609	17.718	34.646	34.684	209.7							
8	1'49.889	27.645	15.928	32.769	33.547	276.2							
9	1'46.029 P	27.546	15.973	32.870	29.640	275.5							
Run #	2	Front Tyre	Wet-Medium	Rear Tyre	Wet-Soft								
		9 Laps at start		9 Laps at start									
10	2'01.701	35.225	17.094	35.204	34.178	247.7							
11	1'49.642	27.518	15.894	32.712	33.518	278.3							
12	1'49.515	27.447	15.951	32.657	33.460	276.2							
13	1'49.935	27.388	16.014	32.826	33.707	276.9							
17th	20	Fabio QUARTARARO		YAMAHA	FRA								
		Monster Energy Yamaha MotoGP Team											
		Runs=2	Total laps=12	Full laps=9	Valid laps=9								
Run #	1	Front Tyre	Wet-Medium	Rear Tyre	Wet-Soft								
		New Tyre		New Tyre									
1	3'00.011	32.523	16.676	46.596	35.337	276.9							
2	1'52.276	28.375	16.136	33.675	34.090	278.3							
3	1'50.775	27.845	15.992	33.157	33.781	276.9							
4	1'50.418	27.611	15.884	33.106	33.817	277.6							
5	1'50.564	27.825	15.927	33.127	33.685	276.9							
6	1'50.222	27.765	15.950	32.995	33.512	277.6							
7	1'45.871 P	27.559	15.897	32.831	29.584	277.6							
Run #	2	Front Tyre	Wet-Medium	Rear Tyre	Wet-Soft								
		7 Laps at start		7 Laps at start									
8	1'55.511	32.368	16.046	33.343	33.754	279.0							
9	1'52.441	27.541	15.881	35.259	33.760	281.2							
10	1'49.810	27.491	15.887	32.898	33.534	280.5							
11	1'54.326	27.582	18.465	34.560	33.719	199.6							
12	1'49.935	27.415	15.950	32.826	33.744	278.3							
18th	5	Johann ZARCO		HONDA	FRA								
		CASTROL Honda LCR											
		Runs=3	Total laps=11	Full laps=6	Valid laps=5								
Run #	1	Front Tyre	Wet-Medium	Rear Tyre	Wet-Soft								
		New Tyre		New Tyre									
1	2'16.661	32.186	16.542	35.686	35.071	266.0							
2	1'52.412	28.906	15.913	33.810	33.783	270.0							
3	1'51.037 *	28.059	15.706	33.404	33.868*	276.2							
4	1'50.640	27.937	15.688	33.349	33.666	281.9							
5	1'46.644 P	27.730	15.743	33.122	30.049	281.9							
Run #	2	Front Tyre	Wet-Medium	Rear Tyre	Wet-Soft								
		5 Laps at start		5 Laps at start									
6	1'57.087	32.821	16.238	34.145	33.883	270.0							
7	1'52.085	27.683	16.222	34.471	33.709	279.7							
19th	6	Stefan BRADL		HONDA	GER								
		HRC Test Team											
		Runs=2	Total laps=11	Full laps=8	Valid laps=8								
Run #	1	Front Tyre	Wet-Soft	Rear Tyre	Wet-Soft								
		New Tyre		New Tyre									
1	2'17.679	33.801	16.958	36.014	35.642	245.4							
2	1'54.370	28.971	16.095	34.561	34.743	267.3							
3	1'52.808	28.572	16.134	34.010	34.092	274.8							
4	1'51.340	28.107	15.891	33.305	34.037	281.9							
5	1'49.568 P	28.446	15.914	33.366	31.842	279.7							
Run #	2	Front Tyre	Wet-Medium	Rear Tyre	Wet-Soft								
		New Tyre		5 Laps at start									
6	1'57.982	33.493	16.416	34.028	34.045	272.0							
7	1'50.749	27.910	15.901	33.205	33.733	279.7							
8	1'49.936	27.723	15.843	32.896	33.474	279.7							
9	1'52.525	28.212	16.435	33.868	34.010	267.3							
10	1'50.279	27.672	15.895	32.971	33.741	280.5							
11	1'52.475	28.706	16.208	33.658	33.903	269.3							
		PIT	29.392	16.192	37.176	29.749	276.2						
20th	33	Brad BINDER		KTM	RSA								
		Red Bull KTM Factory Racing											
		Runs=2	Total laps=12	Full laps=9	Valid laps=9								
Run #	1	Front Tyre	Wet-Medium	Rear Tyre	Wet-Soft								
		New Tyre		New Tyre									
1	2'36.721	34.551	16.783	35.601	35.903	254.1							
2	1'52.707	28.561	16.130	33.846	34.170	281.9							
3	1'51.690	28.008	15.952	33.527	34.203	279.0							
4	1'51.030	28.013	15.923	33.306	33.788	281.9							
5	1'51.464	28.011	15.912	33.365	34.176	282.7							
6	1'58.781 P	33.871	17.890	35.505	31.515	197.0							
Run #	2	Front Tyre	Wet-Medium	Rear Tyre	Wet-Soft								
		6 Laps at start		6 Laps at start									
7	1'57.116	32.983	16.517	33.664	33.952	270.6							
8	1'50.027	27.646	15.919	32.900	33.562	278.3							
9	1'50.334	27.637	15.921	33.052	33.724	283.4							
10	1'50.686	27.601	15.975	33.050	34.060	278.3							
11	1'50.055	27.552	15.915	33.077	33.511	282.7							
12	1'57.531	34.874	15.948	33.055	33.654	281.9							
		PIT	27.748	16.039	34.990	30.142	280.5						
21st	36	Joan MIR		HONDA	SPA								
		Repsol Honda Team											
		Runs=2	Total laps=11	Full laps=8	Valid laps=8								
Run #	1	Front Tyre	Wet-Medium	Rear Tyre	Wet-Soft								
		New Tyre		New Tyre									
1	2'17.186	34.789	16.857	36.629	35.670	249.4							
2	1'54.570	29.175	16.284	34.509	34.602	267.9							
3	1'53.579	28.755	16.202	34.210	34.412	276.9							
4	1'51.857	28.423	16.025	33.633	33.776	270.6							
		Fastest Lap: Marc MARQUEZ		Gresini Racing MotoG	SPA	1'48.183	27.254	15.668	32.197	33.064			

These data/results cannot be reproduced, stored and/or transmitted in whole or in part by any manner of electronic, mechanical, photocopying, recording, broadcasting or otherwise now known or herein after developed without the previous express consent by the copyright owner, except for reproduction in daily press and regular printed publications on sale to the public within 60 days of the event related to those data/results and always provided that copyright symbol appears together as follows below.
© DORNA, 2024

Free Practice Nr. 2

MotoGP

Lap	Lap Time	T1	T2	T3	T4	Speed	Lap	Lap Time	T1	T2	T3	T4	Speed
5	1'50.916	28.102	16.006	33.230	33.578	274.1	2	1'54.462	28.847	16.316	34.550	34.749	271.3
6	2'04.759 P	43.554	16.549	34.158	30.498	273.4	3	1'52.551	28.412	16.120	33.700	34.319	276.9
Run # 2	Front Tyre	Wet-Medium	Rear Tyre	Wet-Soft									
	6 Laps at start			6 Laps at start									
7	1'58.652	34.625	16.196	33.855	33.976	278.3	4	1'55.156	28.128	16.318	36.671	34.039	272.7
8	1'50.678	27.943	15.932	33.206	33.597	279.0	5	1'51.253	28.095	15.984	33.207	33.967	278.3
9	1'50.192	27.815	15.948	32.902	33.527	278.3	6	1'50.748	27.743	16.009	33.193	33.803	276.9
10	1'53.723	29.730	16.025	34.147	33.821	279.7	7	2'02.938 P	36.785	17.110	39.128	29.915	270.6
11	1'54.540	27.789	15.920	36.580	34.251	277.6	Run # 2	Front Tyre	Wet-Medium	Rear Tyre	Wet-Soft		
	PIT	27.896	15.871	33.000	30.568	279.0		7 Laps at start			7 Laps at start		

22nd 42 Alex RINS YAMAHA SPA
Monster Energy Yamaha MotoGP Team

Runs=2 Total laps=11 Full laps=8 Valid laps=8

Run #	1	Front Tyre	Wet-Medium	Rear Tyre	Wet-Soft	Speed
		New Tyre		New Tyre		
1	2'27.947	35.673	16.826	36.176	35.530	255.9
2	1'54.417	29.073	16.514	34.435	34.395	265.3
3	1'53.179	28.394	16.072	33.691	35.022	272.7
4	1'51.631	28.218	15.991	33.440	33.982	270.6
5	1'53.131	29.877	16.153	33.310	33.791	276.2
6	1'50.926	27.982	15.942	33.092	33.910	276.9
7	1'56.052	28.037	16.606	35.487	35.922	278.3
8	1'46.679 P	28.006	16.078	33.301	29.294	274.1

Run #	2	Front Tyre	Wet-Medium	Rear Tyre	Wet-Soft	Speed
		8 Laps at start			8 Laps at start	
9	2'02.912	35.008	16.712	37.134	34.058	255.9
10	1'50.220	27.785	15.866	32.984	33.585	280.5
11	1'50.383	27.792	15.935	32.939	33.717	280.5
	PIT	27.961	15.901	35.989	29.885	280.5

23rd 30 Takaaki NAKAGAMI HONDA JPN
IDEMITSU Honda LCR

Runs=2 Total laps=11 Full laps=8 Valid laps=8

Run #	1	Front Tyre	Wet-Medium	Rear Tyre	Wet-Soft	Speed
		New Tyre		New Tyre		
1	2'31.264	37.491	17.476	36.904	36.599	235.2
2	1'56.360	30.087	16.833	34.881	34.559	257.7
3	1'53.621	28.727	16.255	34.175	34.464	270.6
4	1'52.596	28.520	16.002	34.003	34.071	276.2
5	1'52.015 P	29.656	16.198	35.047	31.114	270.0

Run #	2	Front Tyre	Wet-Medium	Rear Tyre	Wet-Soft	Speed
		5 Laps at start			5 Laps at start	
6	1'59.717	33.338	16.539	35.040	34.800	262.1
7	1'52.501	28.564	16.058	33.888	33.991	275.5
8	1'51.195	28.053	15.996	33.405	33.741	277.6
9	1'50.724	27.829	15.990	33.260	33.645	278.3
10	2'04.002	32.344	18.973	38.752	33.933	198.8
11	1'50.358	27.770	15.889	33.002	33.697	278.3
	PIT	31.786	17.387	35.056	30.103	197.8

24th 32 Lorenzo SAVADORI APRILIA ITA
Aprilia Racing

Runs=2 Total laps=10 Full laps=7 Valid laps=7

Run #	1	Front Tyre	Wet-Medium	Rear Tyre	Wet-Soft	Speed
		New Tyre		New Tyre		
1	2'43.732	35.336	17.084	40.265	35.315	255.9

Fastest Lap: Marc MARQUEZ Gresini Racing MotoG SPA **1'48.183** 27.254 15.668 32.197 33.064

These data/results cannot be reproduced, stored and/or transmitted in whole or in part by any manner of electronic, mechanical, photocopying, recording, broadcasting or otherwise now known or herein after developed without the previous express consent by the copyright owner, except for reproduction in daily press and regular printed publications on sale to the public within 60 days of the event related to those data/results and always provided that copyright symbol appears together as follows below.
© DORNA, 2024

Official MotoGP Timing by TISSOT
www.motogp.com




Jerez de la Frontera, Saturday, April 27, 2024 Page 5 of 5

GRAN PREMIO ESTRELLA GALICIA 0,0 DE ESPAÑA

Free Practice Nr. 2

Combined Practice Times

7

	Rider	Nation	Team	MOTORCYCLE	FP1	FP2	Gap
1	73 A.MARQUEZ	SPA	Gresini Racing MotoGP	DUCATI	1'36.630	17	1'48.901 12
2	93 M.MARQUEZ	SPA	Gresini Racing MotoGP	DUCATI	1'37.137	9	1'48.183 6 0.507 0.507
3	12 M.VIÑALES	SPA	Aprilia Racing	APRILIA	1'37.221	17	1'48.749 11 0.591 0.084
4	41 A.ESPARGARO	SPA	Aprilia Racing	APRILIA	1'37.303	17	1'48.902 10 0.673 0.082
5	21 F.MORBIDELLI	ITA	Prima Pramac Racing	DUCATI	1'37.547	12	1'48.875 11 0.917 0.244
6	72 M.BEZZECCHI	ITA	Pertamina Enduro VR46 Racing Team	DUCATI	1'37.585	18	1'48.988 10 0.955 0.038
7	26 D.PEDROSA	SPA	Red Bull KTM Factory Racing	KTM	1'37.613	19	1'49.249 5 0.983 0.028
8	33 B.BINDER	RSA	Red Bull KTM Factory Racing	KTM	1'37.618	16	1'50.027 8 0.988 0.005
9	89 J.MARTIN	SPA	Prima Pramac Racing	DUCATI	1'37.635	11	1'49.083 10 1.005 0.017
10	31 P.ACOSTA	SPA	Red Bull GASGAS Tech3	KTM	1'37.642	19	1'48.850 12 1.012 0.007
11	49 F.DI GIANNANTO	ITA	Pertamina Enduro VR46 Racing Team	DUCATI	1'37.724	16	1'48.259 13 1.094 0.082
12	1 F.BAGNAIA	ITA	Ducati Lenovo Team	DUCATI	1'37.792	17	1'48.653 13 1.162 0.068
13	23 E.BASTIANINI	ITA	Ducati Lenovo Team	DUCATI	1'37.886	7	1'49.514 13 1.256 0.094
14	20 F.QUARTARARO	FRA	Monster Energy Yamaha MotoGP Team	YAMAHA	1'38.012	13	1'49.810 10 1.382 0.126
15	88 M.OLIVEIRA	POR	Trackhouse Racing	APRILIA	1'38.049	15	1'48.794 11 1.419 0.037
16	43 J.MILLER	AUS	Red Bull KTM Factory Racing	KTM	1'38.078	19	1'49.145 9 1.448 0.029
17	42 A.RINS	SPA	Monster Energy Yamaha MotoGP Team	YAMAHA	1'38.203	12	1'50.220 10 1.573 0.125
18	25 R.FERNANDEZ	SPA	Trackhouse Racing	APRILIA	1'38.247	6	1'48.722 4 1.617 0.044
19	5 J.ZARCO	FRA	CASTROL Honda LCR	HONDA	1'38.360	18	1'49.930 11 1.730 0.113
20	37 A.FERNANDEZ	SPA	Red Bull GASGAS Tech3	KTM	1'38.370	7	1'49.515 12 1.740 0.010
21	30 T.NAKAGAMI	JPN	IDEMITSU Honda LCR	HONDA	1'38.539	11	1'50.358 11 1.909 0.169
22	36 J.MIR	SPA	Repsol Honda Team	HONDA	1'38.574	13	1'50.192 9 1.944 0.035
23	32 L.SAVADORI	ITA	Aprilia Racing	APRILIA	1'38.728	4	1'50.748 6 2.098 0.154
24	6 S.BRADL	GER	HRC Test Team	HONDA	1'38.734	20	1'49.936 8 2.104 0.006
25	10 L.MARINI	ITA	Repsol Honda Team	HONDA	1'38.775	17	1'50.824 5 2.145 0.041

Pole Position Record:	2022	Francesco BAGNAIA	1'36.170	165.5 Km/h
Best Race Lap:	2022	Francesco BAGNAIA	1'37.669	163.0 Km/h
All Time Lap Record:	2024	Francesco BAGNAIA	1'36.025	165.8 Km/h

The results are provisional until the end of the limit for protest and appeals.

Time limit for protest expires 60' after publication of the results - Time:

These data/results cannot be reproduced, stored and/or transmitted in whole or in part by any manner of electronic, mechanical, photocopying, recording, broadcasting or otherwise now known or herein after developed without the previous express consent by the copyright owner, except for reproduction in daily press and regular printed publications on sale to the public within 60 days of the event related to those data/results and always provided that copyright symbol appears together as follows below.

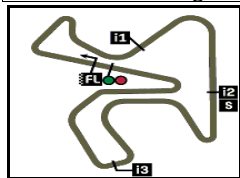
© DORNA, 2024

Official MotoGP Timing by TISSOT

www.motogp.com

Jerez de la Frontera, Saturday, April 27, 2024





4423 m.

GRAN PREMIO ESTRELLA GALICIA 0,0 DE ESPAÑA

Free Practice Nr. 2

Best Partial Times

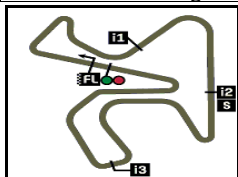
MotoGP™

IT Ideal Lap Time, sum of the best partial times

BT Best Lap Time

T1		T2		T3		T4				IT		BT
Pos	Rider	Time	Rider	Time	Rider	Time	Rider	Time	Pos	Rider	IT	BT
	1M.MARQUEZ	27.010	M.MARQUEZ	15.557	F.DI GIANNANTO	32.150	R.FERNANDEZ	32.965	1	M.MARQUEZ	1'47.731	1'48.183 (1)
	2F.DI GIANNANTO	27.088	M.VIÑALES	15.600	M.MARQUEZ	32.197	M.MARQUEZ	32.967	2	F.DI GIANNAN	1'48.096	1'48.259 (2)
	3F.BAGNAIA	27.206	P.ACOSTA	15.620	F.BAGNAIA	32.414	M.VIÑALES	33.007	3	M.VIÑALES	1'48.566	1'48.749 (5)
	4P.ACOSTA	27.283	M.BEZZECCHI	15.637	F.MORBIDELLI	32.423	M.OLIVEIRA	33.096	4	F.BAGNAIA	1'48.642	1'48.653 (3)
	5A.ESPARGARO	27.324	F.DI GIANNANTO	15.644	A.ESPARGARO	32.457	M.BEZZECCHI	33.180	5	P.ACOSTA	1'48.666	1'48.850 (7)
	6M.VIÑALES	27.342	D.PEDROSA	15.665	P.ACOSTA	32.467	F.DI GIANNANTO	33.214	6	R.FERNANDEZ	1'48.695	1'48.722 (4)
	7J.MARTIN	27.349	A.ESPARGARO	15.668	J.MARTIN	32.508	E.BASTIANINI	33.231	7	M.OLIVEIRA	1'48.760	1'48.794 (6)
	8J.MILLER	27.350	A.MARQUEZ	15.668	A.MARQUEZ	32.511	A.MARQUEZ	33.262	8	A.ESPARGAR	1'48.827	1'48.902 (10)
	9R.FERNANDEZ	27.358	M.OLIVEIRA	15.673	M.BEZZECCHI	32.558	F.MORBIDELLI	33.281	9	M.BEZZECCHI	1'48.840	1'48.988 (11)
	10M.OLIVEIRA	27.375	J.ZARCO	15.688	J.MILLER	32.561	P.ACOSTA	33.296	10	A.MARQUEZ	1'48.844	1'48.901 (9)
	11A.FERNANDEZ	27.388	F.BAGNAIA	15.722	M.OLIVEIRA	32.616	F.BAGNAIA	33.300	11	F.MORBIDELLI	1'48.875	1'48.875 (8)
	12A.MARQUEZ	27.403	J.MILLER	15.742	M.VIÑALES	32.617	J.ZARCO	33.340	12	J.MARTIN	1'49.035	1'49.083 (12)
	13F.QUARTARARO	27.415	R.FERNANDEZ	15.745	R.FERNANDEZ	32.627	A.ESPARGARO	33.378	13	J.MILLER	1'49.105	1'49.145 (13)
	14F.MORBIDELLI	27.415	J.MARTIN	15.752	D.PEDROSA	32.647	D.PEDROSA	33.390	14	D.PEDROSA	1'49.249	1'49.249 (14)
	15M.BEZZECCHI	27.465	F.MORBIDELLI	15.756	A.FERNANDEZ	32.657	J.MARTIN	33.426	15	A.FERNANDEZ	1'49.399	1'49.515 (16)
	16D.PEDROSA	27.547	E.BASTIANINI	15.759	F.QUARTARARO	32.826	J.MILLER	33.452	16	E.BASTIANINI	1'49.453	1'49.514 (15)
	17B.BINDER	27.552	S.BRADL	15.843	E.BASTIANINI	32.856	A.FERNANDEZ	33.460	17	F.QUARTARAR	1'49.634	1'49.810 (17)
	18J.ZARCO	27.604	A.RINS	15.866	S.BRADL	32.896	S.BRADL	33.474	18	J.ZARCO	1'49.732	1'49.930 (18)
	19E.BASTIANINI	27.607	J.MIR	15.871	B.BINDER	32.900	B.BINDER	33.511	19	B.BINDER	1'49.875	1'50.027 (20)
	20S.BRADL	27.672	F.QUARTARARO	15.881	J.MIR	32.902	F.QUARTARARO	33.512	20	S.BRADL	1'49.885	1'49.936 (19)
	21L.SAVADORI	27.743	T.NAKAGAMI	15.889	A.RINS	32.939	J.MIR	33.527	21	J.MIR	1'50.089	1'50.192 (21)
	22T.NAKAGAMI	27.770	A.FERNANDEZ	15.894	T.NAKAGAMI	33.002	A.RINS	33.585	22	A.RINS	1'50.175	1'50.220 (22)
	23A.RINS	27.785	L.MARINI	15.912	J.ZARCO	33.100	T.NAKAGAMI	33.645	23	T.NAKAGAMI	1'50.306	1'50.358 (23)
	24J.MIR	27.789	B.BINDER	15.912	L.MARINI	33.135	L.SAVADORI	33.803	24	L.SAVADORI	1'50.723	1'50.748 (24)

These data/results cannot be reproduced, stored and/or transmitted in whole or in part by any manner of electronic, mechanical, photocopying, recording, broadcasting or otherwise now known or herein after developed without the previous express consent by the copyright owner, except for reproduction in daily press and regular printed publications on sale to the public within 60 days of the event related to those data/results and always provided that copyright symbol appears together as follows below.
© DORNA, 2024



4423 m.

GRAN PREMIO ESTRELLA GALICIA 0,0 DE ESPAÑA

Free Practice Nr. 2

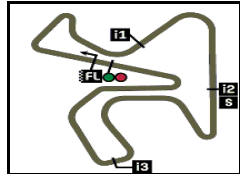
Best Partial Times

IT Ideal Lap Time, sum of the best partial times

BT Best Lap Time


		<i>T1</i>		<i>T2</i>		<i>T3</i>		<i>T4</i>				
<i>Pos</i>	<i>Rider</i>	<i>Time</i>	<i>Rider</i>	<i>Time</i>	<i>Rider</i>	<i>Time</i>	<i>Rider</i>	<i>Time</i>	<i>Pos</i>	<i>Rider</i>	<i>IT</i>	<i>BT</i>
25	L.MARINI	27.941	L.SAVADORI	15.984	L.SAVADORI	33.193	L.MARINI	33.809	25	L.MARINI	1'50.797	1'50.824 (25)

These data/results cannot be reproduced, stored and/or transmitted in whole or in part by any manner of electronic, mechanical, photocopying, recording, broadcasting or otherwise now known or herein after developed without the previous express consent by the copyright owner, except for reproduction in daily press and regular printed publications on sale to the public within 60 days of the event related to those data/results and always provided that copyright symbol appears together as follows below.
© DORNA, 2024



4423 m.

GRAN PREMIO ESTRELLA GALICIA 0,0 DE ESPAÑA**Free Practice Nr. 2****Fastest Laps Sequence**

<i>Practice Time</i>	 <i>Rider</i>	<i>Nation</i>	<i>Motorcycle</i>	<i>Time</i>	<i>Km/h</i>	<i>Rider's Lap</i>
4'03.099	73 Alex MARQUEZ	SPA	DUCATI	1'53.327	140.5	2
4'03.706	49 Fabio DI GIANNANTONI	ITA	DUCATI	1'52.464	141.5	2
4'09.073	5 Johann ZARCO	FRA	HONDA	1'52.412	141.6	2
4'13.887	12 Maverick VIÑALES	SPA	APRILIA	1'52.271	141.8	2
4'25.491	43 Jack MILLER	AUS	KTM	1'52.169	141.9	2
4'34.301	93 Marc MARQUEZ	SPA	DUCATI	1'51.564	142.7	2
6'05.406	12 Maverick VIÑALES	SPA	APRILIA	1'51.519	142.7	3
6'05.436	31 Pedro ACOSTA	SPA	KTM	1'51.296	143.0	3
6'15.931	43 Jack MILLER	AUS	KTM	1'50.440	144.1	3
6'23.774	93 Marc MARQUEZ	SPA	DUCATI	1'49.473	145.4	3
8'12.405	93 Marc MARQUEZ	SPA	DUCATI	1'48.631	146.5	4
11'53.080	93 Marc MARQUEZ	SPA	DUCATI	1'48.183	147.1	6

These data/results cannot be reproduced, stored and/or transmitted in whole or in part by any manner of electronic, mechanical, photocopying, recording, broadcasting or otherwise now known or herein after developed without the previous express consent by the copyright owner, except for reproduction in daily press and regular printed publications on sale to the public within 60 days of the event related to those data/results and always provided that copyright symbol appears together as follows below.

© DORNA, 2024