


4423 m.

GRAN PREMIO ESTRELLA GALICIA 0,0 DE ESPAÑA

Race

Classification after 25 laps = 110.575 km

29

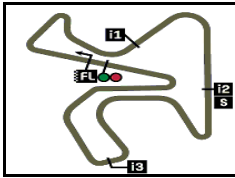
Pos		Rider	Nation	Team	Motorcycle	Total Time	Km/h	Gap
1	25	1 Francesco BAGNAIA	ITA	Ducati Lenovo Team	DUCATI	40'58.053	161.9	
2	20	93 Marc MARQUEZ	SPA	Gresini Racing MotoGP	DUCATI	40'58.425	161.9	0.372
3	16	72 Marco BEZZECCHI	ITA	Pertamina Enduro VR46 Racing T	DUCATI	41'01.956	161.6	3.903
4	13	73 Alex MARQUEZ	SPA	Gresini Racing MotoGP	DUCATI	41'05.258	161.4	7.205
5	11	23 Enea BASTIANINI	ITA	Ducati Lenovo Team	DUCATI	41'05.306	161.4	7.253
6	10	33 Brad BINDER	RSA	Red Bull KTM Factory Racing	KTM	41'05.854	161.4	7.801
7	9	49 Fabio DI GIANNANTONIO	ITA	Pertamina Enduro VR46 Racing T	DUCATI	41'08.116	161.2	10.063
8	8	88 Miguel OLIVEIRA	POR	Trackhouse Racing	APRILIA	41'09.032	161.2	10.979
9	7	12 Maverick VIÑALES	SPA	Aprilia Racing	APRILIA	41'09.270	161.2	11.217
10	6	31 Pedro ACOSTA	SPA	Red Bull GASGAS Tech3	KTM	41'18.815	160.5	20.762
11	5	25 Raul FERNANDEZ	SPA	Trackhouse Racing	APRILIA	41'21.561	160.4	23.508
12	4	36 Joan MIR	SPA	Repsol Honda Team	HONDA	41'21.637	160.4	23.584
13	3	42 Alex RINS	SPA	Monster Energy Yamaha MotoGP	YAMAHA	41'26.505	160.0	28.452
14	2	30 Takaaki NAKAGAMI	JPN	IDEMITSU Honda LCR	HONDA	41'27.102	160.0	29.049
15	1	20 Fabio QUARTARARO	FRA	Monster Energy Yamaha MotoGP	YAMAHA	41'30.068	159.8	32.015
16		6 Stefan BRADL	GER	HRC Test Team	HONDA	41'39.486	159.2	41.433
17		10 Luca MARINI	ITA	Repsol Honda Team	HONDA	41'41.376	159.1	43.323
Not classified								
		37 Augusto FERNANDEZ	SPA	Red Bull GASGAS Tech3	KTM	32'04.415	157.2	6 laps
		43 Jack MILLER	AUS	Red Bull KTM Factory Racing	KTM	28'07.033	160.4	8 laps
		21 Franco MORBIDELLI	ITA	Prima Pramac Racing	DUCATI	28'07.194	160.4	8 laps
		32 Lorenzo SAVADORI	ITA	Aprilia Racing	APRILIA	18'27.477	158.1	14 laps
		89 Jorge MARTIN	SPA	Prima Pramac Racing	DUCATI	16'26.656	161.3	15 laps
		5 Johann ZARCO	FRA	CASTROL Honda LCR	HONDA	14'59.334	159.3	16 laps
		41 Aleix ESPARGARO	SPA	Aprilia Racing	APRILIA	14'59.411	159.3	16 laps
		26 Daniel PEDROSA	SPA	Red Bull KTM Factory Racing	KTM	5'03.969	157.1	22 laps

The results are provisional until the end of the limit for protest and appeals.

Time limit for protest expires 60' after publication of the results - Time:

These data/results cannot be reproduced, stored and/or transmitted in whole or in part by any manner of electronic, mechanical, photocopying, recording, broadcasting or otherwise now known or herein after developed without the previous express consent by the copyright owner, except for reproduction in daily press and regular printed publications on sale to the public within 60 days of the event related to those data/results and always provided that copyright symbol appears together as follows below.

© DORNA, 2024




GRAN PREMIO ESTRELLA GALICIA 0,0 DE ESPAÑA

Race

Classification after 25 laps = 110.575 km

29

4423 m.

Pos	 Rider	Nation	Team	Motorcycle	Total Time	Km/h	Gap
-----	---	--------	------	------------	------------	------	-----

Race condition: Dry
 Air: 20°
 Humidity: 37%
 Ground: 39°

Pole Position:		Marc MARQUEZ	1'46.773	149.1 Km/h
Fastest Lap (New record):	Lap 23	Francesco BAGNAIA	1'37.449	163.3 Km/h
Best Race Lap:	2022	Francesco BAGNAIA	1'37.669	163.0 Km/h
All Time Lap Record:	2024	Francesco BAGNAIA	1'36.025	165.8 Km/h

13:39'20
13:59'53
14:02'10

14:04'43 Augusto FERNANDEZ
14:05'06 Augusto FERNANDEZ
 14:08'26 Daniel PEDROSA
14:16'07 Augusto FERNANDEZ
 14:17'48 Johann ZARCO
 14:17'52 Aleix ESPARGARO
 14:19'22 Jorge MARTIN
 14:20'30 Augusto FERNANDEZ
 14:20'52 Augusto FERNANDEZ
 14:22'17 Lorenzo SAVADORI
 14:30'57 Jack MILLER
 14:30'57 Franco MORBIDELLI
 14:35'50 Augusto FERNANDEZ

All bikes on grid

WARM UP LAP START

RACE START

jump start

double long lap penalty due to jump start

crashed out - Rider OK

ride through penalty - failed to comply with double long lap penalty

crashed out - Rider OK

crashed out - Rider OK

crashed out - Rider OK

entered pits for ride through

re-joined race

entered pits and retired

crashed out - Rider OK

crashed out - Rider OK

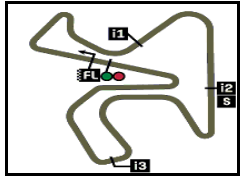
entered pits and retired

The results are provisional until the end of the limit for protest and appeals.

Time limit for protest expires 60' after publication of the results - Time:

These data/results cannot be reproduced, stored and/or transmitted in whole or in part by any manner of electronic, mechanical, photocopying, recording, broadcasting or otherwise now known or herein after developed without the previous express consent by the copyright owner, except for reproduction in daily press and regular printed publications on sale to the public within 60 days of the event related to those data/results and always provided that copyright symbol appears together as follows below.

© DORNA, 2024



4423 m.

GRAN PREMIO ESTRELLA GALICIA 0,0 DE ESPAÑA

MotoGP™

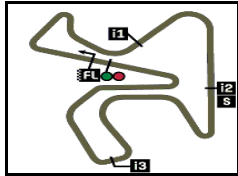
30

World Championship Classification

Rider	Points	Leader	Prev	QAT	POR	AME	SPA	FRA	CAT	ITA	KAZ	NED	GER	GBR	AUT	ARA	RSM	IND	INA	JPN	AUS	THA	MAL	VAL	
1 MARTIN Jorge [SPA]	92			28 12 16	32 7 25	20 7 13	12 12																		
2 BAGNAIA Francesco [ITA]	75	17	17	31 6 25	6 6 -	13 2 11	25 - 25																		
3 BASTIANINI Enea [ITA]	70	22	5	15 4 11	24 4 20	20 4 16	11 - 11																		
4 ACOSTA Pedro [SPA]	69	23	1	9 2 7	19 3 16	26 6 20	15 9 6																		
5 VIÑALES Maverick [SPA]	63	29	6	7 1 6	12 12 -	37 12 25	7 - 7																		
6 MARQUEZ Marc [SPA]	60	32	3	18 5 13	9 9 0	9 9 -	24 4 20																		
7 BINDER Brad [RSA]	59	33	1	29 9 20	13 - 13	7 0 7	10 - 10																		
8 ESPARGARO Aleix [SPA]	39	53	20	15 7 8	10 2 8	14 5 9	- -																		
9 BEZZECCHI Marco [ITA]	36	56	3	2 0 2	10 0 10	8 0 8	16 - 16																		
10 DI GIANNANTONIO Fabio [ITA]	34	58	2	9 - 9	6 - 6	10 - 10	9 0 9																		
11 MARQUEZ Alex [SPA]	27	65	7	13 3 10	0 0 -	1 0 1	13 - 13																		
12 QUARTARARO Fabio [FRA]	25	67	2	5 0 5	10 1 9	4 0 4	6 5 1																		

These data/results cannot be reproduced, stored and/or transmitted in whole or in part by any manner of electronic, mechanical, photocopying, recording, broadcasting or otherwise now known or herein after developed without the previous express consent by the copyright owner, except for reproduction in daily press and regular printed publications on sale to the public within 60 days of the event related to those data/results and always provided that copyright symbol appears together as follows below.
© DORNA, 2024





4423 m.

GRAN PREMIO ESTRELLA GALICIA 0,0 DE ESPAÑA

MotoGP™

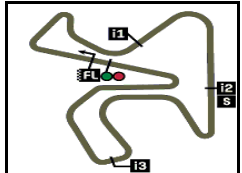
30

World Championship Classification

Rider	Points	Leader	Prev	QAT	POR	AME	SPA	FRA	CAT	ITA	KAZ	NED	GER	GBR	AUT	ARA	RSM	IND	INA	JPN	AUS	THA	MAL	VAL	
13 OLIVEIRA Miguel [POR]	23	69	2	1 0 1	7 0 7	5 0 5	10 2 8																		
14 MILLER Jack [AUS]	22	70	1	0 0 0	16 5 11	6 3 3	0 0																		
15 FERNANDEZ Raul [SPA]	12	80	10	0 0 -	0 0 -	7 1 6	5 0 5																		
16 MIR Joan [SPA]	12	80	0	3 0 3	4 0 4	- - -	5 1 4																		
17 FERNANDEZ Augusto [SPA]	10	82	2	0 0 0	5 0 5	2 - 2	3 3																		
18 PEDROSA Daniel [SPA]	7	85	3	- - -	- - -	- - -	7 7																		
19 RINS Alex [SPA]	6	86	1	0 0 0	3 - 3	0 0 -	3 0 3																		
20 MORBIDELLI Franco [ITA]	6	86	0	0 0 0	0 0 0	0 0 -	6 6																		
21 ZARCO Johann [FRA]	5	87	1	4 0 4	1 - 1	- - -	0 0																		
22 NAKAGAMI Takaaki [JPN]	4	88	1	0 0 0	2 0 2	- - -	2 0 2																		
23 MARINI Luca [ITA]	0	92	4	0 0 0	0 0 0	0 0 0	0 - 0																		
24 BRADL Stefan [GER]	0	92	0	- - -	- - -	- - -	0 - 0																		

These data/results cannot be reproduced, stored and/or transmitted in whole or in part by any manner of electronic, mechanical, photocopying, recording, broadcasting or otherwise now known or herein after developed without the previous express consent by the copyright owner, except for reproduction in daily press and regular printed publications on sale to the public within 60 days of the event related to those data/results and always provided that copyright symbol appears together as follows below.
© DORNA, 2024





4423 m.

GRAN PREMIO ESTRELLA GALICIA 0,0 DE ESPAÑA

MotoGP™

30

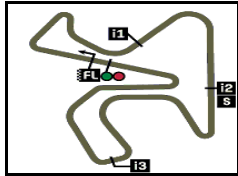
World Championship Classification

Rider	Points	Leader	Prev	QAT	POR	AME	SPA	FRA	CAT	ITA	KAZ	NED	GER	GBR	AUT	ARA	RSM	IND	INA	JPN	AUS	THA	MAL	VAL	
25 SAVADORI Lorenzo [ITA]	0	92	0	-	-	-	0																		
				-	-	-	0																		

These data/results cannot be reproduced, stored and/or transmitted in whole or in part by any manner of electronic, mechanical, photocopying, recording, broadcasting or otherwise now known or herein after developed without the previous express consent by the copyright owner, except for reproduction in daily press and regular printed publications on sale to the public within 60 days of the event related to those data/results and always provided that copyright symbol appears together as follows below.
© DORNA, 2024

Official MotoGP Timing by 
www.motogp.com





4423 m.

GRAN PREMIO ESTRELLA GALICIA 0,0 DE ESPAÑA

MotoGP™

30

World Championship Classification

Constructor	Points	Leader	Previous	QAT	POR	AME	SPA	FRA	CAT	ITA	KAZ	NED	GER	GBR	AUT	ARA	RSM	IND	INA	JPN	AUS	THA	MAL	VAL
1 DUCATI	133			37	34	25	37																	
2 KTM	95	38	38	29	21	26	19																	
3 APRILIA	82	51	13	15	20	37	10																	
4 YAMAHA	27	106	55	5	10	4	8																	
5 HONDA	13	120	14	4	4	-	5																	

Team	Points	Leader	Previous	QAT	POR	AME	SPA	FRA	CAT	ITA	KAZ	NED	GER	GBR	AUT	ARA	RSM	IND	INA	JPN	AUS	THA	MAL	VAL
1 DUCATI LENOVO TEAM	145			46	30	33	36																	
2 APRILIA RACING	102	43	43	22	22	51	7																	
3 PRIMA PRAMAC RACING	98	47	4	28	32	20	18																	
4 GRESINI RACING MOTOGP	87	58	11	31	9	10	37																	
5 RED BULL KTM FACTORY RACING	81	64	6	29	29	13	10																	
6 RED BULL GASGAS TECH3	79	66	2	9	24	28	18																	
7 PERTAMINA ENDURO VR46 RACING TE	70	75	9	11	16	18	25																	
8 TRACKHOUSE RACING	35	110	35	1	7	12	15																	
9 MONSTER ENERGY YAMAHA MOTOGP	31	114	4	5	13	4	9																	
10 REPSOL HONDA TEAM	12	133	19	3	4	-	5																	
11 LCR HONDA	9	136	3	4	3	-	2																	

These data/results cannot be reproduced, stored and/or transmitted in whole or in part by any manner of electronic, mechanical, photocopying, recording, broadcasting or otherwise now known or herein after developed without the previous express consent by the copyright owner, except for reproduction in daily press and regular printed publications on sale to the public within 60 days of the event related to those data/results and always provided that copyright symbol appears together as follows below.
© DORNA, 2024

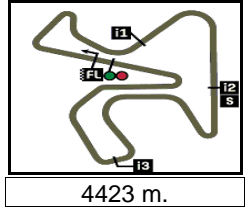


GRAN PREMIO ESTRELLA GALICIA 0,0 DE ESPAÑA

Race

Lap Chart

31



Pos	1	2	3	4	5	6	7	8	9	10	11	12	13	14	15	16	17	18	19	20	21	22	23	24	25
Grid	93	72	89	33	49	73	①	21	23	31	12	41	5	88	43	26	25	37	6	36	32	10	20	30	42

1	①	93	89	72	73	33	49	88	43	23	26	12	21	25	41	36	5	31	20	42	37	6	30	10	32
2	89	①	93	72	73	33	88	43	23	49	26	25	12	36	21	5	41	31	20	42	37	30	6	32	10
3	89	①	93	72	73	33	88	43	23	49	25	26	12	21	36	5	31	41	20	42	37	30	6	32	10
4	89	①	72	93	73	33	88	23	43	49	25	12	21	36	31	5	41	20	42	37	30	6	32	10	
5	89	①	72	93	73	33	88	23	43	49	25	12	21	36	31	5	41	20	42	30	37	6	32	10	
6	89	①	72	93	73	33	88	23	43	49	25	12	21	36	31	5	41	20	42	30	37	6	32	10	
7	89	①	72	93	73	33	88	23	49	43	25	12	21	31	36	5	41	20	42	30	37	6	32	10	
8	89	①	72	93	73	33	88	23	49	43	25	12	21	31	36	5	41	20	42	30	37	6	32	10	
9	89	①	72	93	73	33	88	23	49	43	25	12	21	31	36	5	41	20	42	30	37	6	32	10	
10	89	①	72	93	73	33	88	23	49	12	43	21	25	31	36	20	42	30	37	6	32	10			
L	11	①	72	93	73	33	88	23	49	12	43	25	21	31	36	20	42	30	6	32	10	37			
a	12	①	72	93	73	33	23	88	49	12	43	25	21	31	36	20	42	30	6	10	37				
P	13	①	72	93	73	33	23	88	49	12	25	43	21	31	36	20	42	30	6	10	37				
S	14	①	93	72	73	33	23	88	49	12	43	31	25	21	36	20	42	30	6	10	37				
	15	①	93	72	73	33	23	88	49	12	43	31	25	21	36	20	42	30	6	10	37				
	16	①	93	72	73	33	23	88	49	12	31	43	21	25	36	20	42	30	6	10	37				
	17	①	93	72	73	33	23	88	49	12	31	43	21	25	36	20	42	30	6	10	37				
	18	①	93	72	73	33	23	88	49	12	31	25	36	20	42	30	6	10	37						
	19	①	93	72	73	33	23	88	49	12	31	25	36	20	42	30	6	10	37						
	20	①	93	72	73	33	23	88	49	12	31	25	36	20	42	30	6	10							
	21	①	93	72	73	33	23	88	49	12	31	25	36	20	42	30	6	10							
	22	①	93	72	73	33	23	49	88	12	31	25	36	42	20	30	6	10							
	23	①	93	72	73	33	23	49	88	12	31	25	36	42	30	20	6	10							
	24	①	93	72	73	33	23	49	88	12	31	25	36	42	30	20	6	10							
	25	①	93	72	73	23	33	49	88	12	31	25	36	42	30	20	6	10							

○ Winner □ Lapped rider

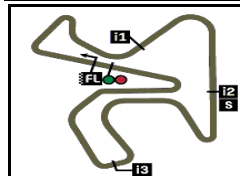
These data/results cannot be reproduced, stored and/or transmitted in whole or in part by any manner of electronic, mechanical, photocopying, recording, broadcasting or otherwise now known or herein after developed without the previous express consent by the copyright owner, except for reproduction in daily press and regular printed publications on sale to the public within 60 days of the event related to those data/results and always provided that copyright symbol appears together as follows below.

© DORNA, 2024

Official MotoGP Timing by TISSOT
www.motogp.com



Jerez de la Frontera, Sunday, April 28, 2024



4423 m.

GRAN PREMIO ESTRELLA GALICIA 0,0 DE ESPAÑA

Race

Fastest Lap of Each Rider

32

	Rider	Nation	Team	Motorcycle	Time	Lap	Total	Gap
1	1 Francesco BAGNAIA	ITA	Ducati Lenovo Team	DUCATI	1'37.449	23	25	
2	93 Marc MARQUEZ	SPA	Gresini Racing MotoGP	DUCATI	1'37.637	25	25	0.188 0.188
3	89 Jorge MARTIN	SPA	Prima Pramac Racing	DUCATI	1'37.884	6	10	0.435 0.247
4	72 Marco BEZZECCHI	ITA	Pertamina Enduro VR46 Racing Tea	DUCATI	1'37.910	10	25	0.461 0.026
5	21 Franco MORBIDELLI	ITA	Prima Pramac Racing	DUCATI	1'37.943	5	17	0.494 0.033
6	49 Fabio DI GIANNANTONIO	ITA	Pertamina Enduro VR46 Racing Tea	DUCATI	1'37.967	13	25	0.518 0.024
7	73 Alex MARQUEZ	SPA	Gresini Racing MotoGP	DUCATI	1'37.982	8	25	0.533 0.015
8	12 Maverick VIÑALES	SPA	Aprilia Racing	APRILIA	1'37.999	19	25	0.550 0.017
9	33 Brad BINDER	RSA	Red Bull KTM Factory Racing	KTM	1'38.001	22	25	0.552 0.002
10	23 Enea BASTIANINI	ITA	Ducati Lenovo Team	DUCATI	1'38.048	4	25	0.599 0.047
11	88 Miguel OLIVEIRA	POR	Trackhouse Racing	APRILIA	1'38.105	4	25	0.656 0.057
12	25 Raul FERNANDEZ	SPA	Trackhouse Racing	APRILIA	1'38.253	4	25	0.804 0.148
13	31 Pedro ACOSTA	SPA	Red Bull GASGAS Tech3	KTM	1'38.318	9	25	0.869 0.065
14	43 Jack MILLER	AUS	Red Bull KTM Factory Racing	KTM	1'38.350	6	17	0.901 0.032
15	41 Aleix ESPARGARO	SPA	Aprilia Racing	APRILIA	1'38.415	6	9	0.966 0.065
16	5 Johann ZARCO	FRA	CASTROL Honda LCR	HONDA	1'38.433	6	9	0.984 0.018
17	36 Joan MIR	SPA	Repsol Honda Team	HONDA	1'38.484	6	25	1.035 0.051
18	20 Fabio QUARTARARO	FRA	Monster Energy Yamaha MotoGP T	YAMAHA	1'38.641	4	25	1.192 0.157
19	42 Alex RINS	SPA	Monster Energy Yamaha MotoGP T	YAMAHA	1'38.648	8	25	1.199 0.007
20	26 Daniel PEDROSA	SPA	Red Bull KTM Factory Racing	KTM	1'38.767	3	3	1.318 0.119
21	30 Takaaki NAKAGAMI	JPN	IDEMITSU Honda LCR	HONDA	1'38.819	7	25	1.370 0.052
22	37 Augusto FERNANDEZ	SPA	Red Bull GASGAS Tech3	KTM	1'38.918	4	19	1.469 0.099
23	10 Luca MARINI	ITA	Repsol Honda Team	HONDA	1'39.210	23	25	1.761 0.292
24	6 Stefan BRADL	GER	HRC Test Team	HONDA	1'39.227	14	25	1.778 0.017
25	32 Lorenzo SAVADORI	ITA	Aprilia Racing	APRILIA	1'39.542	4	11	2.093 0.315

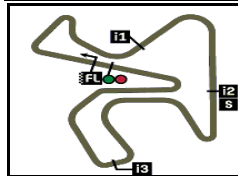
These data/results cannot be reproduced, stored and/or transmitted in whole or in part by any manner of electronic, mechanical, photocopying, recording, broadcasting or otherwise now known or herein after developed without the previous express consent by the copyright owner, except for reproduction in daily press and regular printed publications on sale to the public within 60 days of the event related to those data/results and always provided that copyright symbol appears together as follows below.

© DORNA, 2024

Official MotoGP Timing by TISSOT
www.motogp.com

Jerez de la Frontera, Sunday, April 28, 2024





4423 m.

GRAN PREMIO ESTRELLA GALICIA 0,0 DE ESPAÑA

After the Race

Event Best Maximum Speed

33



Rider	Nation Team	Motorcycle	Km/h
26 Daniel PEDROSA	SPA Red Bull KTM Factory Racing	KTM	300.0 Race
43 Jack MILLER	AUS Red Bull KTM Factory Racing	KTM	300.0 Race
36 Joan MIR	SPA Repsol Honda Team	HONDA	299.1 Race
31 Pedro ACOSTA	SPA Red Bull GASGAS Tech3	KTM	299.1 Tissot Sprint
6 Stefan BRADL	GER HRC Test Team	HONDA	299.1 Free Practice Nr. 1
33 Brad BINDER	RSA Red Bull KTM Factory Racing	KTM	298.3 Race
42 Alex RINS	SPA Monster Energy Yamaha MotoGP	YAMAHA	298.3 Warm Up
23 Enea BASTIANINI	ITA Ducati Lenovo Team	DUCATI	297.5 Race
88 Miguel OLIVEIRA	POR Trackhouse Racing	APRILIA	296.7 Race
72 Marco BEZZECCHI	ITA Pertamina Enduro VR46 Racing T	DUCATI	296.7 Warm Up
21 Franco MORBIDELLI	ITA Prima Pramac Racing	DUCATI	296.7 Race
1 Francesco BAGNAIA	ITA Ducati Lenovo Team	DUCATI	296.7 Race
12 Maverick VIÑALES	SPA Aprilia Racing	APRILIA	295.8 Race
93 Marc MARQUEZ	SPA Gresini Racing MotoGP	DUCATI	295.8 Race
20 Fabio QUARTARARO	FRA Monster Energy Yamaha MotoGP	YAMAHA	295.0 Race
89 Jorge MARTIN	SPA Prima Pramac Racing	DUCATI	295.0 Free Practice Nr. 1
49 Fabio DI GIANNANTONIO	ITA Pertamina Enduro VR46 Racing T	DUCATI	295.0 Race
73 Alex MARQUEZ	SPA Gresini Racing MotoGP	DUCATI	295.0 Race
41 Aleix ESPARGARO	SPA Aprilia Racing	APRILIA	295.0 Race
25 Raul FERNANDEZ	SPA Trackhouse Racing	APRILIA	294.2 Race
5 Johann ZARCO	FRA CASTROL Honda LCR	HONDA	294.2 Practice
32 Lorenzo SAVADORI	ITA Aprilia Racing	APRILIA	293.4 Race
30 Takaaki NAKAGAMI	JPN IDEMITSU Honda LCR	HONDA	293.4 Race
37 Augusto FERNANDEZ	SPA Red Bull GASGAS Tech3	KTM	292.6 Practice
10 Luca MARINI	ITA Repsol Honda Team	HONDA	291.1 Tissot Sprint

These data/results cannot be reproduced, stored and/or transmitted in whole or in part by any manner of electronic, mechanical, photocopying, recording, broadcasting or otherwise now known or herein after developed without the previous express consent by the copyright owner, except for reproduction in daily press and regular printed publications on sale to the public within 60 days of the event related to those data/results and always provided that copyright symbol appears together as follows below.

© DORNA, 2024

Official MotoGP Timing by TISSOT
www.motogp.com



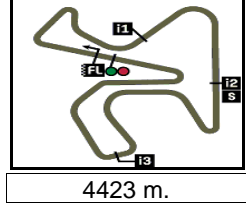
Jerez de la Frontera, Sunday, April 28, 2024

GRAN PREMIO ESTRELLA GALICIA 0,0 DE ESPAÑA

Race

Chronological Analysis of Performances

34



* Lap / Sector time cancelled T1 Time from finish line to 1st intermediate T3 Time from 2nd intermed. to 3rd intermed.
 P Crossing the finish line in pit lane T2 Time from 1st intermed. to 2nd intermed. T4 Time from 3rd intermediate to finish line
 **Tyre data subject to further updates

Lap	Lap Time	T1	T2	T3	T4	Speed	Lap	Lap Time	T1	T2	T3	T4	Speed	
1st	1	Francesco BAGNAIA DUCATI ITA						10	1'37.979	24.426	14.336	29.356	29.861	293.4
		Ducati Lenovo Team						11	1'38.440	24.509	14.457	29.590	29.884	293.4
		Runs=1 Total laps=25 Full laps=24 Valid laps=22						12	1'37.923	24.448	14.456	29.211	29.808	291.1
Run #	1	Front Tyre	Slick-Medium	Rear Tyre	Slick-Medium		13	1'38.096	24.400	14.371	29.314	30.011	293.4	
		New Tyre		New Tyre			14	1'38.111	24.449	14.307	29.349	30.006	292.6	
1	1'44.097	30.382	14.308	29.466	29.941	295.0	15	1'38.074	24.442	14.462	29.206	29.964	291.1	
2	1'38.526	24.699	14.316	29.330	30.181	290.3	16	1'37.873	24.350	14.362	29.215	29.946	292.6	
3	1'37.980	24.484	14.247	29.417	29.832	293.4	17	1'37.860	24.307	14.444	29.171	29.938	288.7	
4	1'37.940	24.398	14.319	29.456	29.767	295.8	18	1'37.900	24.361	14.456	29.244	29.839	290.3	
5	1'37.989	24.447	14.250	29.473	29.819	296.7	19	1'37.708	24.352	14.404	29.150	29.802	291.8	
6	1'37.926	24.402	14.298	29.415	29.811	294.2	20	1'37.655	24.332	14.341	29.183	29.799	293.4	
7	1'38.185	24.595	14.317	29.436	29.837	293.4	21	1'39.356	24.414	14.346	29.532	31.064	293.4	
8	1'38.164	24.521	14.426	29.459	29.758	291.8	22	1'38.327	24.444	14.417	29.604	29.862	293.4	
9	1'38.104	24.468	14.322	29.479	29.835	293.4	23	1'37.660	24.310	14.348	29.211	29.791	294.2	
10	1'37.999	24.446	14.322	29.414	29.817	291.8	24	1'37.870 *	24.351	14.405*	29.255	29.859	292.6	
11	1'37.973 *	24.363	14.351	29.394	29.865*	293.4	25	1'37.637	24.346	14.305	29.118	29.868	295.8	
12	1'38.125 *	24.379	14.482	29.331	29.933*	290.3								
13	1'38.031	24.330	14.420	29.345	29.936	290.3	3rd	72	Marco BEZZECCHI DUCATI ITA					
14	1'38.442	24.515	14.423	29.495	30.009	291.8			Pertamina Enduro VR46 Racing Team					
15	1'38.141	24.439	14.411	29.373	29.918	291.1			Runs=1 Total laps=25 Full laps=24 Valid laps=24					
16	1'38.190	24.472	14.359	29.419	29.940	291.1	Run #	1	Front Tyre	Slick-Medium	Rear Tyre	Slick-Medium		
17	1'37.816	24.340	14.382	29.242	29.852	290.3			New Tyre		New Tyre			
18	1'37.954	24.348	14.399	29.390	29.817	290.3	1	1'44.423	30.238	14.394	29.860	29.931	292.6	
19	1'37.853	24.327	14.395	29.315	29.816	290.3	2	1'38.560	24.911	14.240	29.504	29.905	293.4	
20	1'38.005	24.351	14.396	29.419	29.839	291.1	3	1'38.036	24.493	14.251	29.481	29.811	294.2	
21	1'39.374	24.427	14.375	29.657	30.915	289.5	4	1'37.963	24.474	14.272	29.425	29.792	294.2	
22	1'38.231	24.381	14.462	29.637	29.751	291.1	5	1'37.930	24.430	14.176	29.392	29.932	294.2	
23	1'37.449	24.288	14.334	29.146	29.681	292.6	6	1'38.167	24.558	14.250	29.327	30.032	295.0	
24	1'37.768	24.320	14.353	29.220	29.875	292.6	7	1'38.113	24.608	14.311	29.406	29.788	294.2	
25	1'37.791	24.361	14.341	29.243	29.846	294.2	8	1'38.271	24.568	14.340	29.498	29.865	293.4	
							9	1'38.237	24.589	14.277	29.591	29.780	291.8	
2nd	93	Marc MARQUEZ DUCATI SPA						10	1'37.910	24.448	14.279	29.451	29.732	291.8
		Gresini Racing MotoGP						11	1'38.045	24.555	14.315	29.409	29.766	293.4
		Runs=1 Total laps=25 Full laps=24 Valid laps=23						12	1'38.170	24.474	14.409	29.493	29.794	291.1
Run #	1	Front Tyre	Slick-Medium	Rear Tyre	Slick-Medium		13	1'38.449	24.565	14.329	29.356	30.199	291.8	
		New Tyre		New Tyre			14	1'38.545	24.471	14.356	29.810	29.908	291.8	
1	1'44.163	29.920	14.555	29.474	30.214	288.0	15	1'38.367	24.580	14.303	29.640	29.844	292.6	
2	1'38.517	24.983	14.298	29.394	29.842	293.4	16	1'38.299	24.564	14.235	29.597	29.903	293.4	
3	1'38.082	24.563	14.244	29.454	29.821	295.0	17	1'38.059	24.545	14.346	29.407	29.761	290.3	
4	1'38.360	24.432	14.375	29.408	30.145	291.1	18	1'38.125	24.466	14.311	29.424	29.924	291.8	
5	1'37.929	24.431	14.275	29.306	29.917	293.4	19	1'38.146	24.444	14.336	29.433	29.933	291.8	
6	1'38.199	24.542	14.329	29.429	29.899	292.6	20	1'38.173	24.522	14.325	29.486	29.840	290.3	
7	1'38.282	24.605	14.293	29.465	29.919	295.0	21	1'38.407	24.434	14.332	29.623	30.018	290.3	
8	1'38.139	24.547	14.219	29.502	29.871	295.8	22	1'38.493	24.518	14.417	29.599	29.959	291.1	
9	1'38.285	24.521	14.303	29.586	29.875	295.0	23	1'38.405	24.483	14.396	29.492	30.034	291.8	

Fastest Lap: Francesco BAGNAIA Ducati Lenovo Team ITA **1'37.449** 24.288 14.334 29.146 29.681

These data/results cannot be reproduced, stored and/or transmitted in whole or in part by any manner of electronic, mechanical, photocopying, recording, broadcasting or otherwise now known or herein after developed without the previous express consent by the copyright owner, except for reproduction in daily press and regular printed publications on sale to the public within 60 days of the event related to those data/results and always provided that copyright symbol appears together as follows below.
 © DORNA, 2024



Race

MotoGP

Lap	Lap Time	T1	T2	T3	T4	Speed	Lap	Lap Time	T1	T2	T3	T4	Speed
24	1'38.093	24.383	14.361	29.520	29.829	291.8	18	1'38.500	24.624	14.430	29.730	29.716	291.1
25	1'38.570	24.428	14.392	29.598	30.152	291.1	19	1'38.533	24.975	14.282	29.573	29.703	294.2
4th 73 Alex MARQUEZ DUCATI SPA							6th 33 Brad BINDER KTM RSA						
Gresini Racing MotoGP							Red Bull KTM Factory Racing						
Runs=1 Total laps=25 Full laps=24 Valid laps=23							Runs=1 Total laps=25 Full laps=24 Valid laps=23						
Run #	1	Front Tyre	Slick-Medium	Rear Tyre	Slick-Medium		Run #	1	Front Tyre	Slick-Medium	Rear Tyre	Slick-Medium	
		New Tyre		New Tyre					New Tyre		New Tyre		
1	1'44.672	30.462	14.326	29.840	30.044	295.0	1	1'44.912	30.689	14.489	29.706	30.028	295.8
2	1'38.429	24.795	14.201	29.554	29.879	294.2	2	1'38.617	24.732	14.280	29.744	29.861	295.8
3	1'38.263	24.592	14.237	29.553	29.881	290.3	3	1'38.411	24.586	14.390	29.539	29.896	295.8
4	1'38.271	24.520	14.259	29.529	29.963	293.4	4	1'38.111	24.479	14.324	29.522	29.786	297.5
5	1'38.381	24.613	14.357	29.464	29.947	291.1	5	1'38.186	24.613	14.320	29.461	29.792	296.7
6	1'38.328	24.658	14.295	29.442	29.933	293.4	6	1'38.262	24.604	14.315	29.521	29.822	297.5
7	1'38.188	24.567	14.363	29.369	29.889	292.6	7	1'38.304	24.680	14.278	29.497	29.849	298.3
8	1'37.982	24.526	14.302	29.287	29.867	291.8	8	1'38.128	24.546	14.269	29.531	29.782	297.5
9	1'38.389	24.615	14.343	29.436	29.995	291.8	9	1'38.325	24.519	14.390	29.564	29.852	296.7
10	1'38.353	24.573	14.396	29.408	29.976	291.1	10	1'38.474	24.554	14.437	29.522	29.961	295.0
11	1'38.467	24.580	14.410	29.551	29.926	292.6	11	1'38.478	24.524	14.433	29.687	29.834	295.0
12	1'38.276	24.550	14.408	29.389	29.929	291.8	12	1'38.270	24.634	14.382	29.475	29.779	296.7
13	1'38.273	24.399	14.400	29.437	30.037	291.1	13	1'38.260	24.481	14.305	29.507	29.967	294.2
14	1'38.289	24.515	14.413	29.442	29.919	291.1	14	1'38.252	24.589	14.317	29.480	29.866	296.7
15	1'38.239	24.468	14.391	29.367	30.013	291.1	15	1'38.501	24.653	14.492	29.440	29.916	296.7
16	1'38.418	24.456	14.357	29.483	30.122	291.8	16	1'38.492	24.560	14.316	29.553	30.063	296.7
17	1'38.409	24.539	14.463	29.395	30.012	288.7	17	1'38.408	24.464	14.476	29.553	29.915	293.4
18	1'38.322	24.503	14.456	29.305	30.058	288.7	18	1'38.498	24.522	14.506	29.634	29.836	293.4
19	1'38.329	24.521	14.410	29.409	29.989	288.0	19	1'38.461	24.697	14.397	29.490	29.877	293.4
20	1'38.288	24.447	14.414	29.394	30.033	289.5	20	1'38.251	24.478	14.413	29.486	29.874	294.2
21	1'38.769	24.610	14.452	29.605	30.102	288.0	21	1'38.268	24.508	14.413	29.490	29.857	293.4
22	1'38.294	24.472	14.426	29.394	30.002	290.3	22	1'38.001	24.439	14.388	29.396	29.778	295.0
23	1'38.589 *	24.583	14.467*	29.444	30.095	290.3	23	1'38.441 *	24.520	14.400*	29.514	30.007	296.7
24	1'38.537	24.515	14.487	29.527	30.008	289.5	24	1'38.615	24.650	14.514	29.513	29.938	295.0
25	1'38.503	24.611	14.417	29.385	30.090	291.8	25	1'38.928	24.636	14.362	29.924	30.006	298.3
5th 23 Enea BASTIANINI DUCATI ITA							7th 49 Fabio DI GIANNANTONI DUCATI ITA						
Ducati Lenovo Team							Pertamina Enduro VR46 Racing Team						
Runs=1 Total laps=25 Full laps=24 Valid laps=22							Runs=1 Total laps=25 Full laps=24 Valid laps=24						
Run #	1	Front Tyre	Slick-Medium	Rear Tyre	Slick-Medium		Run #	1	Front Tyre	Slick-Medium	Rear Tyre	Slick-Medium	
		New Tyre		New Tyre					New Tyre		New Tyre		
1	1'45.685	31.017	14.496	30.116	30.056	293.4	1	1'45.250	30.805	14.454	29.842	30.149	294.2
2	1'38.743	24.946	14.340	29.586	29.871	296.7	2	1'39.575	25.270	14.441	29.797	30.067	288.0
3	1'38.433	24.720	14.311	29.579	29.823	293.4	3	1'38.398	24.558	14.285	29.549	30.006	292.6
4	1'38.048	24.664	14.307	29.420	29.657	294.2	4	1'38.762	24.693	14.341	29.627	30.101	295.0
5	1'38.069	24.543	14.226	29.575	29.725	295.8	5	1'38.430	24.532	14.236	29.707	29.955	293.4
6	1'38.057	24.603	14.264	29.447	29.743	296.7	6	1'38.316	24.489	14.306	29.434	30.087	291.8
7	1'38.310	24.678	14.249	29.665	29.718	295.8	7	1'38.520	24.536	14.338	29.624	30.022	295.0
8	1'38.306	24.681	14.305	29.567	29.753	296.7	8	1'38.240	24.479	14.353	29.375	30.033	291.8
9	1'38.222	24.629	14.252	29.612	29.729	294.2	9	1'38.272	24.413	14.314	29.473	30.072	290.3
10	1'38.404	24.748	14.294	29.519	29.843	295.8	10	1'38.436	24.542	14.392	29.477	30.025	288.7
11	1'38.421	24.709	14.333	29.626	29.753	291.1	11	1'38.266	24.475	14.399	29.394	29.998	289.5
12	1'38.277	24.682	14.347	29.605	29.643	296.7							
13	1'38.111	24.593	14.323	29.489	29.706	295.0							
14	1'38.314	24.760	14.344	29.540	29.670	295.0							
15	1'38.375	24.634	14.335	29.620	29.786	295.8							
16	1'38.312	24.645	14.270	29.510	29.887	297.5							
17	1'38.360	24.599	14.321	29.640	29.800	296.7							

Fastest Lap: Francesco BAGNAIA Ducati Lenovo Team ITA **1'37.449** 24.288 14.334 29.146 29.681

These data/results cannot be reproduced, stored and/or transmitted in whole or in part by any manner of electronic, mechanical, photocopying, recording, broadcasting or otherwise now known or herein after developed without the previous express consent by the copyright owner, except for reproduction in daily press and regular printed publications on sale to the public within 60 days of the event related to those data/results and always provided that copyright symbol appears together as follows below.
© DORNA, 2024

Race

MotoGP

Lap	Lap Time	T1	T2	T3	T4	Speed	Lap	Lap Time	T1	T2	T3	T4	Speed
12	1'38.465	24.507	14.377	29.567	30.014	290.3	6	1'38.345	24.652	14.299	29.615	29.779	295.8
13	1'37.967	24.441	14.290	29.326	29.910	291.8	7	1'38.500	24.645	14.324	29.704	29.827	294.2
14	1'38.226	24.494	14.339	29.377	30.016	290.3	8	1'38.850	24.779	14.249	29.836	29.986	295.0
15	1'38.626	24.815	14.342	29.426	30.043	291.8	9	1'38.566	24.756	14.275	29.714	29.821	294.2
16	1'38.172	24.465	14.278	29.354	30.075	293.4	10	1'38.522	24.714	14.382	29.518	29.908	292.6
17	1'38.296	24.503	14.294	29.476	30.023	291.1	11	1'38.219	24.454	14.433	29.572	29.760	289.5
18	1'38.284	24.534	14.291	29.474	29.985	292.6	12	1'38.107	24.503	14.353	29.528	29.723	292.6
19	1'38.370	24.558	14.334	29.575	29.903	295.0	13	1'38.165	24.589	14.411	29.394	29.771	291.1
20	1'38.365	24.558	14.380	29.504	29.923	289.5	14	1'38.156	24.507	14.355	29.453	29.841	291.8
21	1'38.570	24.625	14.337	29.543	30.065	291.8	15	1'38.126	24.463	14.356	29.477	29.830	293.4
22	1'38.765	24.589	14.375	29.534	30.267	291.1	16	1'38.388	24.506	14.378	29.531	29.973	293.4
23	1'38.461	24.564	14.554	29.414	29.929	290.3	17	1'38.283	24.584	14.378	29.461	29.860	291.8
24	1'38.410	24.613	14.396	29.385	30.016	289.5	18	1'38.313	24.550	14.454	29.445	29.864	289.5
25	1'38.674	24.546	14.322	29.518	30.288	292.6	19	1'37.999	24.483	14.381	29.452	29.683	292.6

8th 88 Miguel OLIVEIRA APRILIA POR
Trackhouse Racing
Runs=1 Total laps=25 Full laps=24 Valid laps=24

Run #	1	Front Tyre	Slick-Medium	Rear Tyre	Slick-Medium	Speed
		New Tyre		New Tyre		
1	1'45.278	30.936	14.461	29.834	30.047	293.4
2	1'38.503	24.862	14.279	29.479	29.883	291.8
3	1'38.320	24.571	14.314	29.523	29.912	295.0
4	1'38.105	24.475	14.303	29.519	29.808	295.8
5	1'38.259	24.592	14.266	29.544	29.857	295.8
6	1'38.230	24.579	14.290	29.553	29.808	296.7
7	1'38.452	24.726	14.317	29.546	29.863	294.2
8	1'38.192	24.594	14.369	29.420	29.809	293.4
9	1'38.331	24.616	14.345	29.479	29.891	294.2
10	1'38.451	24.621	14.368	29.494	29.968	292.6
11	1'38.491	24.655	14.361	29.517	29.958	291.8
12	1'38.864	24.663	14.345	29.947	29.909	293.4
13	1'38.394	24.622	14.349	29.504	29.919	291.8
14	1'38.357	24.660	14.341	29.513	29.843	291.8
15	1'38.259	24.600	14.389	29.423	29.847	293.4
16	1'38.601	24.705	14.340	29.545	30.011	291.8
17	1'38.480	24.598	14.382	29.504	29.996	289.5
18	1'38.599	24.680	14.486	29.468	29.965	289.5
19	1'38.437	24.752	14.421	29.464	29.800	289.5
20	1'38.364	24.657	14.384	29.441	29.882	291.1
21	1'38.540	24.702	14.428	29.394	30.016	288.7
22	1'39.273	24.627	14.497	29.412	30.737	289.5
23	1'38.631	24.771	14.482	29.472	29.906	291.8
24	1'39.130	24.834	14.480	29.794	30.022	291.1
25	1'38.491	24.747	14.439	29.411	29.894	291.8

9th 12 Maverick VIÑALES APRILIA SPA
Aprilia Racing
Runs=1 Total laps=25 Full laps=24 Valid laps=24

Run #	1	Front Tyre	Slick-Medium	Rear Tyre	Slick-Medium	Speed
		New Tyre		New Tyre		
1	1'46.386	31.561	14.382	30.222	30.221	295.0
2	1'39.135	24.665	14.374	30.205	29.891	293.4
3	1'38.608	24.746	14.298	29.702	29.862	291.1
4	1'38.808	24.706	14.327	30.030	29.745	293.4
5	1'38.212	24.524	14.360	29.509	29.819	290.3

20	1'38.111	24.529	14.387	29.448	29.747	291.8
21	1'38.504	24.575	14.409	29.522	29.998	291.8
22	1'39.134	24.566	14.565	29.746	30.257	291.8
23	1'38.372	24.584	14.432	29.517	29.839	290.3
24	1'38.823	24.699	14.444	29.783	29.897	291.1
25	1'38.638	24.779	14.440	29.640	29.779	291.8

10th 31 Pedro ACOSTA KTM SPA
Red Bull GASGAS Tech3
Runs=1 Total laps=25 Full laps=24 Valid laps=24

Run #	1	Front Tyre	Slick-Medium	Rear Tyre	Slick-Medium	Speed
		New Tyre		New Tyre		
1	1'47.805	32.041	15.032	30.333	30.399	285.7
2	1'39.336	24.729	14.296	29.976	30.335	296.7
3	1'38.501	24.809	14.307	29.628	29.757	295.8
4	1'38.588	24.738	14.345	29.534	29.971	295.0
5	1'39.069	25.207	14.261	29.561	30.040	298.3
6	1'38.327	24.526	14.322	29.435	30.044	296.7
7	1'38.530	24.768	14.377	29.528	29.857	292.6
8	1'38.434	24.740	14.301	29.398	29.995	295.0
9	1'38.318	24.573	14.308	29.483	29.954	295.0
10	1'38.652	24.633	14.460	29.494	30.065	294.2
11	1'38.465	24.581	14.409	29.612	29.863	294.2
12	1'38.742	24.704	14.272	29.840	29.926	296.7
13	1'38.725	24.658	14.278	29.724	30.065	297.5
14	1'38.714	24.799	14.336	29.557	30.022	295.0
15	1'38.895	24.665	14.440	29.691	30.099	295.8
16	1'38.430	24.637	14.441	29.451	29.901	295.0
17	1'38.645	24.654	14.370	29.580	30.041	291.1
18	1'38.601	24.691	14.384	29.484	30.042	292.6
19	1'38.916	24.916	14.380	29.529	30.091	290.3
20	1'39.028	24.673	14.385	29.736	30.234	292.6
21	1'39.104	24.722	14.423	29.790	30.169	289.5
22	1'38.892	24.756	14.420	29.614	30.102	291.1
23	1'38.928	24.599	14.495	29.683	30.151	292.6
24	1'39.030	24.677	14.418	29.656	30.279	291.8
25	1'40.140	24.741	14.435	30.629	30.335	292.6

Fastest Lap: Francesco BAGNAIA Ducati Lenovo Team ITA **1'37.449** 24.288 14.334 29.146 29.681

These data/results cannot be reproduced, stored and/or transmitted in whole or in part by any manner of electronic, mechanical, photocopying, recording, broadcasting or otherwise now known or herein after developed without the previous express consent by the copyright owner, except for reproduction in daily press and regular printed publications on sale to the public within 60 days of the event related to those data/results and always provided that copyright symbol appears together as follows below.
© DORNA, 2024

Race

MotoGP

Lap	Lap Time	T1	T2	T3	T4	Speed	Lap	Lap Time	T1	T2	T3	T4	Speed								
11th	25	Raul FERNANDEZ				APRILIA	SPA	21	1'39.390	24.841	14.474	29.889	30.186	285.7							
		Trackhouse Racing						22	1'39.231	24.824	14.518	29.765	30.124	290.3							
		Runs=1		Total laps=25		Full laps=24		Valid laps=22		23	1'39.273	24.719	14.488	29.923	30.143	292.6					
		Run #	1	Front Tyre	Slick-Medium	Rear Tyre	Slick-Medium		24	1'39.178	24.819	14.513	29.790	30.056	291.1						
				New Tyre		New Tyre			25	1'39.095	24.724	14.463	29.742	30.166	289.5						
1	1'46.586	31.856	14.488	30.150	30.092	290.3	13th						42	Alex RINS				YAMAHA	SPA		
2	1'38.810	24.916	14.261	29.767	29.866	292.6	Monster Energy Yamaha MotoGP Team				Runs=1				Total laps=25		Full laps=24		Valid laps=24		
3	1'38.511	24.747	14.251	29.643	29.870	292.6	<th>Run #</th> <th>1</th> <th>Front Tyre</th> <th>Slick-Medium</th> <th>Rear Tyre</th> <th>Slick-Medium</th> <td></td> <td></td> <td></td> <td></td> <td></td> <td></td>	Run #	1	Front Tyre	Slick-Medium	Rear Tyre		Slick-Medium							
4	1'38.253	24.551	14.325	29.475	29.902	291.8	New Tyre		New Tyre												
5	1'38.505	24.629	14.286	29.630	29.960	293.4	1	1'48.187	32.339	14.783	30.604	30.461		283.4							
6	1'38.562	24.590	14.310	29.656	30.006	292.6	2	1'39.399	24.855	14.338	29.871	30.335	294.2								
7	1'38.685	24.748	14.374	29.606	29.957	293.4	3	1'39.303	24.936	14.398	29.801	30.168	295.8								
8	1'38.896	24.753	14.309	29.797	30.037	293.4	4	1'38.755	24.600	14.512	29.612	30.031	295.0								
9	1'38.510	24.654	14.337	29.589	29.930	291.8	5	1'39.168	24.681	14.340	29.777	30.370	296.7								
10	1'39.129	24.579	14.333	29.574	30.643	292.6	6	1'39.229	24.814	14.394	29.893	30.128	295.0								
11	1'39.091	24.822	14.412	29.639	30.218	292.6	7	1'39.080	24.841	14.459	29.747	30.033	295.8								
12	1'38.852	24.625	14.410	29.630	30.187	291.8	8	1'38.648	24.747	14.354	29.542	30.005	292.6								
13	1'38.763 *	24.646	14.378	29.658	30.081*	290.3	9	1'38.874	24.773	14.465	29.598	30.038	291.1								
14	1'39.396 *	25.038	14.387*	29.911	30.060	294.2	10	1'39.094	24.779	14.600	29.674	30.041	289.5								
15	1'39.101	24.697	14.400	29.760	30.244	291.1	11	1'39.113	24.750	14.572	29.679	30.112	291.1								
16	1'39.398	24.727	14.431	30.127	30.113	291.1	12	1'38.945	24.763	14.466	29.643	30.073	291.8								
17	1'39.096	24.634	14.441	29.791	30.230	291.1	13	1'38.883	24.671	14.516	29.620	30.076	291.8								
18	1'39.026	24.684	14.513	29.746	30.083	287.2	14	1'39.376	24.959	14.549	29.668	30.200	292.6								
19	1'39.064	24.724	14.534	29.667	30.139	286.4	15	1'39.239	24.765	14.554	29.683	30.237	289.5								
20	1'39.144	24.670	14.529	29.747	30.198	288.7	16	1'39.269	24.696	14.600	29.655	30.318	291.1								
21	1'39.390	24.752	14.501	29.909	30.228	285.7	17	1'39.290	24.779	14.532	29.798	30.181	290.3								
22	1'39.214	24.779	14.605	29.639	30.191	284.2	18	1'38.759	24.683	14.485	29.555	30.036	291.1								
23	1'39.318	24.703	14.545	29.810	30.260	286.4	19	1'38.822	24.706	14.416	29.598	30.102	291.8								
24	1'39.180	24.817	14.537	29.724	30.102	288.7	20	1'39.106	24.756	14.420	29.807	30.123	292.6								
25	1'39.081	24.609	14.512	29.745	30.215	287.2	21	1'39.062	24.786	14.394	29.708	30.174	292.6								
12th							36	Joan MIR				HONDA	SPA								
Repsol Honda Team				Runs=1				Total laps=25		Full laps=24		Valid laps=24									
Run #	1	Front Tyre	Slick-Medium	Rear Tyre	Slick-Medium																
		New Tyre		New Tyre																	
1	1'47.340	32.165	14.819	30.061	30.295	282.7		22	1'39.484	24.830	14.907	29.622	30.125	288.7							
2	1'38.977	24.757	14.418	29.673	30.129	299.1	23	1'38.870	24.693	14.489	29.590	30.098	288.7								
3	1'38.882	24.610	14.541	29.677	30.054	292.6	24	1'39.317	24.783	14.579	29.687	30.268	286.4								
4	1'38.891	24.684	14.508	29.685	30.014	291.1	25	1'39.233	24.776	14.465	29.657	30.335	291.1								
5	1'38.905	24.690	14.414	29.664	30.137	291.1	14th						30	Takaaki NAKAGAMI				HONDA	JPN		
6	1'38.484	24.487	14.377	29.541	30.079	292.6	IDEMITSU Honda LCR				Runs=1				Total laps=25		Full laps=24		Valid laps=23		
7	1'39.058	25.139	14.419	29.550	29.950	293.4	<th>Run #</th> <th>1</th> <th>Front Tyre</th> <th>Slick-Medium</th> <th>Rear Tyre</th> <th>Slick-Medium</th> <td></td> <td></td> <td></td> <td></td> <td></td> <td></td>	Run #	1	Front Tyre	Slick-Medium	Rear Tyre		Slick-Medium							
8	1'38.605	24.652	14.383	29.536	30.034	295.8	New Tyre		New Tyre												
9	1'38.888	24.664	14.513	29.585	30.126	290.3	1	1'48.686	32.757	14.885	30.437	30.607		288.0							
10	1'38.987	24.818	14.487	29.535	30.147	289.5	2	1'39.906	25.071	14.467	29.994	30.374	284.9								
11	1'38.674	24.580	14.493	29.533	30.068	290.3	3	1'38.964	24.684	14.378	29.777	30.125	292.6								
12	1'38.847	24.592	14.500	29.641	30.114	291.1	4	1'39.010 *	24.751	14.424*	29.768	30.067	288.0								
13	1'38.794	24.616	14.496	29.506	30.176	287.2	5	1'39.055	24.783	14.311	29.767	30.194	293.4								
14	1'38.893	24.579	14.520	29.621	30.173	290.3	6	1'39.150	24.708	14.397	29.908	30.137	293.4								
15	1'38.777	24.593	14.486	29.577	30.121	294.2	7	1'38.819	24.617	14.381	29.746	30.075	291.8								
16	1'38.822	24.570	14.457	29.579	30.216	291.8	8	1'38.876	24.787	14.383	29.621	30.085	291.8								
17	1'38.719	24.686	14.477	29.502	30.054	288.0	9	1'39.174	24.775	14.388	29.782	30.229	289.5								
18	1'38.971	24.703	14.514	29.645	30.109	288.0	10	1'38.951	24.660	14.445	29.697	30.149	291.1								
19	1'38.856	24.684	14.487	29.645	30.040	288.0	11	1'39.128	24.726	14.451	29.816	30.135	291.8								
20	1'39.100	24.759	14.492	29.755	30.094	288.7	12	1'39.010	24.693	14.432	29.736	30.149	290.3								
							13	1'39.137	24.707	14.521	29.685	30.224	291.8								
							14	1'38.899	24.665	14.483	29.596	30.155	288.7								

Fastest Lap: Francesco BAGNAIA Ducati Lenovo Team ITA **1'37.449** 24.288 14.334 29.146 29.681

These data/results cannot be reproduced, stored and/or transmitted in whole or in part by any manner of electronic, mechanical, photocopying, recording, broadcasting or otherwise now known or herein after developed without the previous express consent by the copyright owner, except for reproduction in daily press and regular printed publications on sale to the public within 60 days of the event related to those data/results and always provided that copyright symbol appears together as follows below.
© DORNA, 2024

Race

MotoGP

Lap	Lap Time	T1	T2	T3	T4	Speed	Lap	Lap Time	T1	T2	T3	T4	Speed
15	1'38.911	24.571	14.482	29.735	30.123	289.5	9	1'40.143	24.969	14.584	29.950	30.640	288.7
16	1'39.219	24.626	14.398	29.830	30.365	288.7	10	1'39.745	24.888	14.613	29.824	30.420	290.3
17	1'39.176	24.792	14.444	29.772	30.168	288.7	11	1'39.849	24.987	14.607	29.892	30.363	290.3
18	1'38.868	24.693	14.416	29.709	30.050	290.3	12	1'39.488	24.861	14.533	29.732	30.362	289.5
19	1'38.896	24.749	14.369	29.661	30.117	288.7	13	1'39.352	24.741	14.568	29.645	30.398	288.7
20	1'39.059	24.713	14.396	29.811	30.139	291.1	14	1'39.227	24.755	14.552	29.594	30.326	288.7
21	1'39.165	24.701	14.442	29.842	30.180	289.5	15	1'39.317	24.749	14.576	29.647	30.345	288.7
22	1'39.706	24.718	14.765	30.048	30.175	286.4	16	1'39.323	24.733	14.537	29.641	30.412	288.7
23	1'38.821	24.639	14.467	29.692	30.023	289.5	17	1'39.371	24.838	14.570	29.619	30.344	288.7
24	1'39.262	24.641	14.558	29.768	30.295	287.2	18	1'39.489	24.756	14.675	29.680	30.378	288.0
25	1'39.254	24.766	14.418	29.705	30.365	291.8	19	1'39.520	24.814	14.592	29.675	30.439	288.0

15th 20 **Fabio QUARTARARO** YAMAHA FRA
 Monster Energy Yamaha MotoGP Team
 Runs=1 Total laps=25 Full laps=24 Valid laps=24

Run #	1	Front Tyre	Slick-Medium	Rear Tyre	Slick-Medium	Speed
		New Tyre		New Tyre		
1	1'47.999	32.598	14.572	30.392	30.437	288.7
2	1'39.463	24.892	14.398	29.784	30.389	293.4
3	1'39.325	24.962	14.411	29.737	30.215	294.2
4	1'38.641	24.605	14.386	29.580	30.070	292.6
5	1'39.182	24.670	14.372	29.773	30.367	295.0
6	1'38.985	24.677	14.443	29.699	30.166	293.4
7	1'39.021	24.724	14.450	29.719	30.128	293.4
8	1'39.028	24.727	14.461	29.632	30.208	291.1
9	1'38.796	24.622	14.402	29.606	30.166	291.8
10	1'38.878	24.667	14.476	29.598	30.137	289.5
11	1'38.952	24.614	14.463	29.704	30.171	291.1
12	1'38.910	24.632	14.465	29.705	30.108	291.8
13	1'38.877	24.713	14.440	29.620	30.104	291.1
14	1'38.771	24.583	14.457	29.570	30.161	289.5
15	1'38.937	24.652	14.453	29.649	30.183	291.1
16	1'39.155	24.730	14.443	29.598	30.384	288.0
17	1'39.552	24.760	14.531	29.864	30.397	288.7
18	1'39.419	24.708	14.581	29.733	30.397	288.0
19	1'39.242	24.760	14.520	29.702	30.260	288.7
20	1'39.220	24.720	14.556	29.713	30.231	289.5
21	1'39.101	24.755	14.503	29.664	30.179	289.5
22	1'40.068	24.924	15.032	29.913	30.199	289.5
23	1'39.985	24.815	14.692	30.101	30.377	281.2
24	1'40.178	24.977	14.652	29.947	30.602	291.1
25	1'40.383	24.903	14.690	30.154	30.636	290.3

16th 6 **Stefan BRADL** HONDA GER
 HRC Test Team
 Runs=1 Total laps=25 Full laps=24 Valid laps=24

Run #	1	Front Tyre	Slick-Medium	Rear Tyre	Slick-Soft	Speed
		New Tyre		New Tyre		
1	1'48.555	32.662	14.651	30.674	30.568	288.0
2	1'40.229	25.091	14.485	29.866	30.787	295.8
3	1'39.695	24.900	14.534	29.939	30.322	292.6
4	1'39.616	24.812	14.535	29.874	30.395	291.8
5	1'39.694	24.806	14.498	29.973	30.417	291.8
6	1'39.783	24.900	14.512	29.972	30.399	291.1
7	1'39.934	24.934	14.546	29.913	30.541	290.3
8	1'39.925	24.961	14.545	29.818	30.601	289.5

17th 10 **Luca MARINI** HONDA ITA
 Repsol Honda Team
 Runs=1 Total laps=25 Full laps=24 Valid laps=23

Run #	1	Front Tyre	Slick-Medium	Rear Tyre	Slick-Medium	Speed
		New Tyre		New Tyre		
1	1'48.930	32.740	14.933	30.542	30.715	286.4
2	1'40.607	25.170	14.508	30.461	30.468	291.1
3	1'39.994	24.979	14.588	30.057	30.370	290.3
4	1'39.764	24.966	14.597	29.993	30.208	288.7
5	1'39.928	24.977	14.508	30.067	30.376	291.1
6	1'40.177	25.050	14.541	30.077	30.509	291.1
7	1'39.726	24.938	14.537	29.927	30.324	291.1
8	1'39.576	24.881	14.492	29.889	30.314	288.7
9	1'39.871 *	24.978	14.550*	30.011	30.332	289.5
10	1'39.831	24.845	14.666	30.024	30.296	288.7
11	1'39.605	24.876	14.542	29.897	30.290	290.3
12	1'39.763	25.020	14.526	30.015	30.202	291.1
13	1'39.499	24.811	14.560	29.836	30.292	288.7
14	1'39.326	24.696	14.539	29.819	30.272	288.0
15	1'39.382	24.756	14.512	29.823	30.291	288.7
16	1'39.440	24.772	14.497	29.820	30.351	289.5
17	1'39.376	24.887	14.535	29.782	30.172	288.7
18	1'39.606	24.838	14.649	29.813	30.306	287.2
19	1'39.633	24.855	14.590	29.748	30.440	285.7
20	1'39.422	24.780	14.576	29.777	30.289	287.2
21	1'39.656	24.856	14.577	29.940	30.283	288.0
22	1'39.754	24.864	14.607	29.904	30.379	288.0
23	1'39.210	24.772	14.586	29.740	30.112	288.0
24	1'39.947	24.819	14.558	29.797	30.773	289.5
25	1'39.353	24.807	14.542	29.818	30.186	287.2

18th 37 **Augusto FERNANDEZ** KTM SPA
 Red Bull GASGAS Tech3
 Runs=2 Total laps=19 Full laps=16 Valid laps=16

Run #	1	Front Tyre	Slick-Medium	Rear Tyre	Slick-Medium	Speed
		New Tyre		New Tyre		
1	1'48.407	32.433	14.703	30.685	30.586	274.8
2	1'39.295	24.996	14.406	29.664	30.229	290.3

Fastest Lap: Francesco BAGNAIA Ducati Lenovo Team ITA 1'37.449 24.288 14.334 29.146 29.681

These data/results cannot be reproduced, stored and/or transmitted in whole or in part by any manner of electronic, mechanical, photocopying, recording, broadcasting or otherwise now known or herein after developed without the previous express consent by the copyright owner, except for reproduction in daily press and regular printed publications on sale to the public within 60 days of the event related to those data/results and always provided that copyright symbol appears together as follows below.
 © DORNA, 2024



Race

MotoGP

Lap	Lap Time	T1	T2	T3	T4	Speed	Lap	Lap Time	T1	T2	T3	T4	Speed	
3	1'39.513	24.974	14.512	29.898	30.129	289.5	7	1'38.693	24.604	14.295	30.005	29.789	292.6	
4	1'38.918	24.678	14.494	29.600	30.146	290.3	8	1'38.646	24.817	14.273	29.543	30.013	295.0	
5	1'40.821	24.705	14.342	29.613	32.161	291.8	9	1'38.727	24.772	14.440	29.637	29.878	293.4	
6	1'39.406	24.897	14.551	29.646	30.312	282.7	10	1'38.608	24.528	14.330	29.623	30.127	295.0	
7	1'39.301	24.872	14.495	29.614	30.320	288.7	11	1'39.325	25.201	14.374	29.827	29.923	295.0	
8	1'40.918	24.765	14.509	29.616	32.028	288.7	12	1'38.854	24.678	14.369	29.894	29.913	293.4	
9	1'39.863	24.719	14.522	30.041	30.581	284.9	13	1'38.725	24.599	14.358	29.701	30.067	291.1	
10	1'39.433	24.682	14.613	29.644	30.494	285.7	14	1'39.431	25.115	14.404	29.780	30.132	291.1	
11	1'35.088 P	24.838	14.605	29.880	25.765	284.2	15	1'39.079	24.637	14.310	29.924	30.208	295.0	
Run # 2	Front Tyre	Slick-Medium	Rear Tyre	Slick-Medium										
	11 Laps at start			11 Laps at start										
12	1'41.876	26.589	14.721	30.030	30.536	284.9	16	1'38.723	24.729	14.378	29.701	29.915	295.0	
13	1'39.456	24.798	14.637	29.678	30.343	284.9	17	1'38.652	24.553	14.346	29.607	30.146	291.8	
14	1'39.182	24.643	14.545	29.572	30.422	287.2	unfinished						24.548	
15	1'41.284	25.928	14.673	30.198	30.485	286.4								
16	1'39.507	24.768	14.528	29.683	30.528	284.2								
17	1'39.243	24.745	14.579	29.505	30.414	284.2								
18	1'39.475	24.736	14.749	29.503	30.487	281.2								
19	1'41.842	24.719	14.657	31.449	31.017	282.7								
	PIT	24.898	14.693	29.972	26.207	281.2								

19th	43	Jack MILLER	KTM	AUS		
Red Bull KTM Factory Racing						
Runs=1 Total laps=17 Full laps=16 Valid laps=16						
Run # 1	Front Tyre	Slick-Medium	Rear Tyre	Slick-Medium		
	New Tyre		New Tyre			
1	1'45.582	31.145	14.403	29.909	30.125	300.0
2	1'38.645	24.784	14.329	29.512	30.020	295.8
3	1'38.573	24.617	14.398	29.504	30.054	294.2
4	1'38.913	24.992	14.403	29.550	29.968	294.2
5	1'38.453	24.602	14.377	29.525	29.949	292.6
6	1'38.350	24.588	14.332	29.439	29.991	294.2
7	1'38.988	24.575	14.428	29.890	30.095	295.0
8	1'38.688	24.635	14.406	29.521	30.126	294.2
9	1'38.796	24.690	14.439	29.516	30.151	293.4
10	1'39.233	24.611	14.464	29.420	30.738	291.8
11	1'39.070	24.741	14.498	29.567	30.264	293.4
12	1'38.906	24.566	14.554	29.657	30.129	292.6
13	1'39.011	24.563	14.491	29.524	30.433	292.6
14	1'38.908	24.815	14.487	29.473	30.133	291.8
15	1'38.907	24.668	14.504	29.538	30.197	292.6
16	1'39.085	24.613	14.516	29.788	30.168	292.6
17	1'38.925	24.670	14.534	29.541	30.180	291.1
	unfinished	24.623				

20th	21	Franco MORBIDELLI	DUCATI	ITA
Prima Pramac Racing				
Runs=1 Total laps=17 Full laps=16 Valid laps=16				

Run # 1	Front Tyre	Slick-Medium	Rear Tyre	Slick-Medium		
	New Tyre		New Tyre			
1	1'46.499	31.464	14.455	29.856	30.724	291.1
2	1'40.015	25.372	14.411	30.045	30.187	296.7
3	1'37.948	24.465	14.382	29.440	29.661	294.2
4	1'38.941	24.535	14.315	30.369	29.722	295.0
5	1'37.943	24.395	14.294	29.569	29.685	295.8
6	1'38.385	24.606	14.331	29.706	29.742	292.6

20th	21	Franco MORBIDELLI	DUCATI	ITA
Prima Pramac Racing				
Runs=1 Total laps=17 Full laps=16 Valid laps=16				

Run # 1	Front Tyre	Slick-Medium	Rear Tyre	Slick-Medium		
	New Tyre		New Tyre			
1	1'46.499	31.464	14.455	29.856	30.724	291.1
2	1'40.015	25.372	14.411	30.045	30.187	296.7
3	1'37.948	24.465	14.382	29.440	29.661	294.2
4	1'38.941	24.535	14.315	30.369	29.722	295.0
5	1'37.943	24.395	14.294	29.569	29.685	295.8
6	1'38.385	24.606	14.331	29.706	29.742	292.6

21st	32	Lorenzo SAVADORI	APRILIA	ITA
Aprilia Racing				
Runs=1 Total laps=11 Full laps=10 Valid laps=10				

Run # 1	Front Tyre	Slick-Medium	Rear Tyre	Slick-Medium		
	New Tyre		New Tyre			
1	1'49.124	32.895	14.932	30.552	30.745	287.2
2	1'39.967	25.074	14.515	29.965	30.413	290.3
3	1'39.880	24.956	14.453	30.028	30.443	291.8
4	1'39.542	24.865	14.495	29.834	30.348	289.5
5	1'39.616	24.882	14.405	29.858	30.471	293.4
6	1'39.858	24.964	14.499	29.984	30.411	291.1
7	1'39.813	24.991	14.529	29.869	30.424	291.1
8	1'39.913	24.981	14.495	29.915	30.522	288.7
9	1'40.049	25.042	14.553	29.917	30.537	288.0
10	1'39.843	24.988	14.576	29.858	30.421	287.2
11	1'39.872	25.007	14.518	29.941	30.406	288.7
	PIT	25.418	14.591	32.223	27.809	289.5

22nd	89	Jorge MARTIN	DUCATI	SPA
Prima Pramac Racing				
Runs=1 Total laps=10 Full laps=9 Valid laps=9				

Run # 1	Front Tyre	Slick-Medium	Rear Tyre	Slick-Medium		
	New Tyre		New Tyre			
1	1'44.251	30.156	14.419	29.782	29.894	292.6
2	1'38.135	24.691	14.296	29.467	29.681	291.1
3	1'38.030	24.437	14.376	29.442	29.775	289.5
4	1'37.951	24.380	14.448	29.335	29.788	290.3
5	1'38.009	24.441	14.388	29.331	29.849	291.8
6	1'37.884	24.451	14.368	29.289	29.776	294.2
7	1'38.261	24.650	14.415	29.317	29.879	291.8
8	1'38.090	24.554	14.415	29.345	29.776	288.7
9	1'38.090	24.517	14.368	29.402	29.803	291.8
10	1'37.955	24.417	14.411	29.281	29.846	290.3
	unfinished	24.386	14.432			292.6

23rd	5	Johann ZARCO	HONDA	FRA
CASTROL Honda LCR				
Runs=1 Total laps=9 Full laps=8 Valid laps=8				

Run # 1	Front Tyre	Slick-Medium	Rear Tyre	Slick-Medium		
	New Tyre		New Tyre			
1	1'47.484	31.984	14.976	30.218	30.306	284.9
2	1'39.534	24.845	14.415	29.933	30.341	293.4
3	1'38.544	24.580	14.321	29.751	29.892	293.4
4	1'39.085	24.759	14.561	29.755	30.010	293.4

Fastest Lap:	Francesco BAGNAIA	Ducati Lenovo Team	ITA	1'37.449	24.288	14.334	29.146	29.681
---------------------	-------------------	--------------------	-----	----------	--------	--------	--------	--------

These data/results cannot be reproduced, stored and/or transmitted in whole or in part by any manner of electronic, mechanical, photocopying, recording, broadcasting or otherwise now known or herein after developed without the previous express consent by the copyright owner, except for reproduction in daily press and regular printed publications on sale to the public within 60 days of the event related to those data/results and always provided that copyright symbol appears together as follows below.
© DORNA, 2024

Race

MotoGP

Lap	Lap Time	T1	T2	T3	T4	Speed	Lap	Lap Time	T1	T2	T3	T4	Speed
5	1'39.214	24.671	14.304	30.249	29.990	292.6							
6	1'38.433	24.614	14.293	29.531	29.995	293.4							
7	1'38.814	24.694	14.337	29.601	30.182	292.6							
8	1'38.827	24.608	14.343	29.757	30.119	290.3							
9	1'39.399	24.910	14.526	29.794	30.169	289.5							
	unfinished	24.649											

24th 41 **Aleix ESPARGARO** APRILIA SPA
Aprilia Racing

Runs=1 Total laps=9 Full laps=8 Valid laps=7

Run #	1	Front Tyre	Slick-Medium	Rear Tyre	Slick-Medium	
		New Tyre		New Tyre		
1	1'46.877	31.712	14.564	30.355	30.246	286.4
2	1'40.223	24.801	14.348	30.508	30.566	291.8
3	1'39.030 *	25.077	14.528	29.512	29.913*	293.4
4	1'38.709	24.592	14.393	29.749	29.975	292.6
5	1'39.442	24.768	14.296	30.281	30.097	292.6
6	1'38.415	24.613	14.428	29.531	29.843	294.2
7	1'38.603	24.540	14.299	29.627	30.137	295.0
8	1'38.764	24.592	14.316	29.743	30.113	295.0
9	1'39.348	24.823	14.610	29.825	30.090	291.8
	unfinished	24.651				

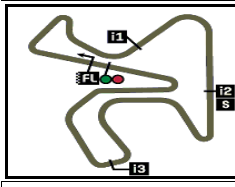
25th 26 **Daniel PEDROSA** KTM SPA
Red Bull KTM Factory Racing

Runs=1 Total laps=3 Full laps=2 Valid laps=2

Run #	1	Front Tyre	Slick-Medium	Rear Tyre	Slick-Medium	
		New Tyre		New Tyre		
1	1'46.099	31.689	14.401	29.872	30.137	294.2
2	1'39.103	24.874	14.354	29.907	29.968	300.0
3	1'38.767	24.736	14.269	29.670	30.092	299.1
	unfinished	24.788	14.276			299.1

Fastest Lap: Francesco BAGNAIA Ducati Lenovo Team ITA **1'37.449** 24.288 14.334 29.146 29.681

These data/results cannot be reproduced, stored and/or transmitted in whole or in part by any manner of electronic, mechanical, photocopying, recording, broadcasting or otherwise now known or herein after developed without the previous express consent by the copyright owner, except for reproduction in daily press and regular printed publications on sale to the public within 60 days of the event related to those data/results and always provided that copyright symbol appears together as follows below.
© DORNA, 2024



4423 m.

GRAN PREMIO ESTRELLA GALICIA 0,0 DE ESPAÑA

Race Analysis by Lap

35

Table with columns: Num, Lap, Time, Gap. Multiple columns for laps 1 through 12, showing rider numbers and their respective lap times and gaps.

Lapped rider

These data/results cannot be reproduced, stored and/or transmitted in whole or in part by any manner of electronic, mechanical, photocopying, recording, broadcasting or otherwise now known or herein after developed without the previous express consent by the copyright owner, except for reproduction in daily press and regular printed publications on sale to the public within 60 days of the event related to those data/results and always provided that copyright symbol appears together as follows below.

© DORNA, 2024



Num Lap Time Gap

20	1'38.910	14.172
42	1'38.945	14.787
30	1'39.010	15.721
6	1'39.488	23.648
10	1'39.763	24.764
37	1'41.876	41.418

Lap 13

1	1'38.031	
72	1'38.449	1.235
93	1'38.096	1.355
73	1'38.273	3.233
33	1'38.260	3.699
23	1'38.111	4.047
88	1'38.394	4.831
49	1'37.967	5.858
12	1'38.165	7.384
25	1'38.763	10.114
43	1'39.011	10.169
21	1'38.725	10.270
31	1'38.725	10.453
36	1'38.794	12.293
20	1'38.877	15.018
42	1'38.883	15.639
30	1'39.137	16.827
6	1'39.352	24.969
10	1'39.499	26.232
37	1'39.456	42.843

Lap 14

1	1'38.442	
93	1'38.111	1.024
72	1'38.545	1.338
73	1'38.289	3.080
33	1'38.252	3.509
23	1'38.314	3.919
88	1'38.357	4.746
49	1'38.226	5.642
12	1'38.156	7.098
43	1'38.908	10.635
31	1'38.714	10.725
25	1'39.396	11.068
21	1'39.431	11.259
36	1'38.893	12.744
20	1'38.771	15.347
42	1'39.376	16.573
30	1'38.899	17.284
6	1'39.227	25.754
10	1'39.326	27.116
37	1'39.182	43.583

Lap 15

1	1'38.141	
93	1'38.074	0.957
72	1'38.367	1.564
73	1'38.239	3.178
33	1'38.501	3.869
23	1'38.375	4.153
88	1'38.259	4.864
49	1'38.626	6.127
12	1'38.126	7.083
43	1'38.907	11.401
31	1'38.895	11.479
25	1'39.101	12.028
21	1'39.079	12.197
36	1'38.777	13.380
20	1'38.937	16.143
42	1'39.239	17.671
30	1'38.911	18.054
6	1'39.317	26.930

10	1'39.382	28.357
37	1'41.284	46.726

Lap 16

1	1'38.190	
93	1'37.873	0.640
72	1'38.299	1.673
73	1'38.418	3.406
33	1'38.492	4.171
23	1'38.312	4.275
88	1'38.601	5.275
49	1'38.172	6.109
12	1'38.388	7.281
31	1'38.430	11.719
43	1'39.085	12.296
21	1'38.723	12.730
25	1'39.398	13.236
36	1'38.822	14.012
20	1'39.155	17.108
42	1'39.269	18.750
30	1'39.219	19.083
6	1'39.323	28.063
10	1'39.440	29.607
37	1'39.507	48.043

Lap 17

1	1'37.816	
93	1'37.860	0.684
72	1'38.059	1.916
73	1'38.409	3.999
33	1'38.408	4.763
23	1'38.360	4.819
88	1'38.480	5.939
49	1'38.296	6.589
12	1'38.283	7.748
31	1'38.645	12.548
43	1'38.925	13.405
21	1'38.652	13.566
25	1'39.096	14.516
36	1'38.719	14.915
20	1'39.552	18.844
42	1'39.290	20.224
30	1'39.176	20.443
6	1'39.371	29.618
10	1'39.376	31.167
37	1'39.243	49.470

Lap 18

1	1'37.954	
93	1'37.900	0.630
72	1'38.125	2.087
73	1'38.322	4.367
33	1'38.498	5.307
23	1'38.500	5.365
88	1'38.599	6.584
49	1'38.284	6.919
12	1'38.313	8.107
31	1'38.601	13.195
25	1'39.026	15.588
36	1'38.971	15.932
20	1'39.419	20.309
42	1'38.759	21.029
30	1'38.868	21.357
6	1'39.489	31.153
10	1'39.606	32.819
37	1'39.475	50.991

Lap 19

1	1'37.853	
93	1'37.708	0.485

72	1'38.146	2.380
73	1'38.329	4.843
33	1'38.461	5.915
23	1'38.533	6.045
88	1'38.437	7.168
49	1'38.370	7.436
12	1'37.999	8.253
31	1'38.916	14.258
25	1'39.064	16.799
36	1'38.856	16.935
20	1'39.242	21.698
42	1'38.822	21.998
30	1'38.896	22.400
6	1'39.520	32.820
10	1'39.633	34.599
37	1'41.842	54.980

Lap 20

1	1'38.005	
93	1'37.655	0.135
72	1'38.173	2.548
73	1'38.288	5.126
33	1'38.251	6.161
23	1'38.411	6.451
88	1'38.364	7.527
49	1'38.365	7.796
12	1'38.111	8.359
31	1'39.028	15.281
25	1'39.144	17.938
36	1'39.100	18.030
20	1'39.220	22.913
42	1'39.106	23.099
30	1'39.059	23.454
6	1'39.263	34.078
10	1'39.422	36.016

Lap 21

1	1'39.374	
93	1'39.356	0.117
72	1'38.407	1.581
73	1'38.769	4.521
33	1'38.268	5.055
23	1'38.327	5.404
88	1'38.540	6.693
49	1'38.570	6.992
12	1'38.504	7.489
31	1'39.104	15.011
25	1'39.390	17.954
36	1'39.390	18.046
20	1'39.101	22.640
42	1'39.062	22.787
30	1'39.165	23.245
6	1'39.228	33.932
10	1'39.656	36.298

Lap 22

1	1'38.231	
93	1'38.327	0.213
72	1'38.493	1.843
73	1'38.294	4.584
33	1'38.001	4.825
23	1'38.377	5.550
49	1'38.765	7.526
88	1'39.273	7.735
12	1'39.134	8.392
31	1'38.892	15.672
25	1'39.214	18.937
36	1'39.231	19.046
42	1'39.484	24.040
20	1'40.068	24.477

30	1'39.706	24.720
6	1'39.694	35.395
10	1'39.754	37.821

Lap 23

1	1'37.449	
93	1'37.660	0.424
72	1'38.405	2.799
73	1'38.589	5.724
33	1'38.441	5.817
23	1'38.334	6.435
49	1'38.461	8.538
88	1'38.631	8.917
12	1'38.372	9.315
31	1'38.928	17.151
25	1'39.318	20.806
36	1'39.273	20.870
42	1'38.870	25.461
30	1'38.821	26.092
20	1'39.985	27.013
6	1'39.518	37.464
10	1'39.210	39.582

Lap 24

1	1'37.768	
93	1'37.870	0.526
72	1'38.093	3.124
73	1'38.537	6.493
33	1'38.615	6.664
23	1'38.062	6.729
49	1'38.410	9.180
88	1'39.130	10.279
12	1'38.823	10.370
31	1'39.030	18.413
25	1'39.180	22.218
36	1'39.178	22.280
42	1'39.317	27.010
30	1'39.262	27.586
20	1'40.178	29.423
6	1'39.768	39.464
10	1'39.947	41.761

Lap 25

1	1'37.791	
93	1'37.637	0.372
72	1'38.570	3.903
73	1'38.503	7.205
23	1'38.315	7.253
33	1'38.928	7.801
49	1'38.674	10.063
88	1'38.491	10.979
12	1'38.638	11.217
31	1'40.140	20.762
25	1'39.081	23.508
36	1'39.095	23.584
42	1'39.233	28.452
30	1'39.254	29.049
20	1'40.383	32.015
6	1'39.760	41.433
10	1'39.353	43.323


Lapped rider

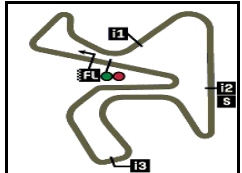
These data/results cannot be reproduced, stored and/or transmitted in whole or in part by any manner of electronic, mechanical, photocopying, recording, broadcasting or otherwise now known or herein after developed without the previous express consent by the copyright owner, except for reproduction in daily press and regular printed publications on sale to the public within 60 days of the event related to those data/results and always provided that copyright symbol appears together as follows below.

© DORNA, 2024



uito de Jerez - Ángel N

Results and timing service provided by 



4423 m.

GRAN PREMIO ESTRELLA GALICIA 0,0 DE ESPAÑA

MotoGP™

36

2024 Rookie of the Year Classification

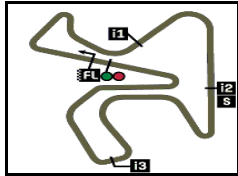
Rider	Points	Leader	Prev	QAT	POR	AME	SPA	FRA	CAT	ITA	KAZ	NED	GER	GBR	AUT	ARA	RSM	IND	INA	JPN	AUS	THA	MAL	VAL	
1 ACOSTA Pedro [SPA]	69			9 2 7	19 3 16	26 6 20	15 9 6																		

These data/results cannot be reproduced, stored and/or transmitted in whole or in part by any manner of electronic, mechanical, photocopying, recording, broadcasting or otherwise now known or herein after developed without the previous express consent by the copyright owner, except for reproduction in daily press and regular printed publications on sale to the public within 60 days of the event related to those data/results and always provided that copyright symbol appears together as follows below.
© DORNA, 2024

Official MotoGP Timing by 
www.motogp.com



Jerez de la Frontera, Sunday, April 28, 2024



4423 m.

GRAN PREMIO ESTRELLA GALICIA 0,0 DE ESPAÑA

MotoGP™

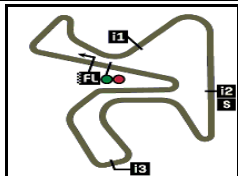
36

2024 Independent Team Classification

Rider	Points	Leader	Prev	QAT	POR	AME	SPA	FRA	CAT	ITA	KAZ	NED	GER	GBR	AUT	ARA	RSM	IND	INA	JPN	AUS	THA	MAL	VAL	
1 MARTIN Jorge [SPA]	92			28 12 16	32 7 25	20 7 13	12 12																		
2 ACOSTA Pedro [SPA]	69	23	23	9 2 7	19 3 16	26 6 20	15 9 6																		
3 MARQUEZ Marc [SPA]	60	32	9	18 5 13	9 9 -	9 9 -	24 4 20																		
4 BEZZECCHI Marco [ITA]	36	56	24	2 - 2	10 - 10	8 - 8	16 - 16																		
5 DI GIANNANTONIO Fabio [ITA]	34	58	2	9 - 9	6 - 6	10 - 10	9 - 9																		
6 MARQUEZ Alex [SPA]	27	65	7	13 3 10	- - -	1 - 1	13 - 13																		
7 OLIVEIRA Miguel [POR]	23	69	4	1 - 1	7 - 7	5 - 5	10 2 8																		
8 FERNANDEZ Raul [SPA]	12	80	11	- - -	- - -	7 1 6	5 - 5																		
9 FERNANDEZ Augusto [SPA]	10	82	2	- - -	5 - 5	2 - 2	3 3																		
10 MORBIDELLI Franco [ITA]	6	86	4	- - -	- - -	- - -	6 - 6																		
11 ZARCO Johann [FRA]	5	87	1	4 - 4	1 - 1	- - -	- -																		
12 NAKAGAMI Takaaki [JPN]	4	88	1	- - -	2 - 2	- - -	2 - 2																		

These data/results cannot be reproduced, stored and/or transmitted in whole or in part by any manner of electronic, mechanical, photocopying, recording, broadcasting or otherwise now known or herein after developed without the previous express consent by the copyright owner, except for reproduction in daily press and regular printed publications on sale to the public within 60 days of the event related to those data/results and always provided that copyright symbol appears together as follows below.
© DORNA, 2024





4423 m.

GRAN PREMIO ESTRELLA GALICIA 0,0 DE ESPAÑA

MotoGP™

36

2024 Independent Team Classification

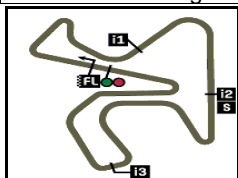
Team	Points	Leader	Previous	QAT	POR	AME	SPA	FRA	CAT	ITA	KAZ	NED	GER	GBR	AUT	ARA	RSM	IND	INA	JPN	AUS	THA	MAL	VAL
1 PRIMA PRAMAC RACING	98			28	32	20	18																	
2 GRESINI RACING MOTOGP	87	11	11	31	9	10	37																	
3 RED BULL GASGAS TECH3	79	19	8	9	24	28	18																	
4 PERTAMINA ENDURO VR46 RACING TE	70	28	9	11	16	18	25																	
5 TRACKHOUSE RACING	35	63	35	1	7	12	15																	
6 LCR HONDA	9	89	26	4	3	-	2																	

These data/results cannot be reproduced, stored and/or transmitted in whole or in part by any manner of electronic, mechanical, photocopying, recording, broadcasting or otherwise now known or herein after developed without the previous express consent by the copyright owner, except for reproduction in daily press and regular printed publications on sale to the public within 60 days of the event related to those data/results and always provided that copyright symbol appears together as follows below.
© DORNA, 2024

Official MotoGP Timing by 
www.motogp.com



Jerez de la Frontera, Sunday, April 28, 2024



4423 m.

2024 Riders Performance

(Qualifying Position / Sprint Starting Position - Sprint Position / Race Starting Position - Race Position)

37

Rider	Points	QAT	POR	AME	SPA	FRA	CAT	ITA	KAZ	NED	GER	GBR	AUT	ARA	RSM	IND	INA	JPN	AUS	THA	MAL		
1 MARTIN Jorge	92	1	3	6	3																		
		1-1	3-3	6-3	3-1																		
		1-3	3-1	6-4	3-NC																		
2 BAGNAIA Francesco	75	5	4	4	7																		
		5-4	4-4	4-8	7-NC																		
		5-1	4-NC	4-5	7-1																		
3 BASTIANINI Enea	70	3	1	5	9																		
		3-6	1-6	5-6	9-NC																		
		3-5	1-2	5-3	9-5																		
4 ACOSTA Pedro	69	8	7	2	10																		
		8-8	7-7	2-4	10-2																		
		8-9	7-3	2-2	10-10																		
5 VIÑALES Maverick	63	10	2	1	11																		
		10-9	2-1	1-1	11-NC																		
		10-10	2-NC	1-1	11-9																		
6 MARQUEZ Marc	60	6	8	3	1																		
		6-5	8-2	3-2	1-6																		
		6-4	8-16	3-NC	1-2																		
7 BINDER Brad	59	4	10	17	4																		
		4-2	10-NC	17-12	4-NC																		
		4-2	10-4	17-9	4-6																		
8 ESPARGARO Aleix	39	2	13	7	12																		
		2-3	13-8	7-5	12-NL																		
		2-8	13-8	7-7	12-NC																		
9 BEZZECCHI Marco	36	15	6	10	2																		
		15-11	6-11	10-13	2-NC																		
		15-14	6-6	10-8	2-3																		

NC=Not classified NL=Not finished first lap NP=Not started race re-start N2=Not finished first lap race re-start EX=Excluded NS=Not Started DS=Disqualified

These data/results cannot be reproduced, stored and/or transmitted in whole or in part by any manner of electronic, mechanical, photocopying, recording, broadcasting or otherwise now known or herein after developed without the previous express consent by the copyright owner, except for reproduction in daily press and regular printed publications on sale to the public within 60 days of the event related to those data/results and always provided that copyright symbol appears together as follows below.
© DORNA, 2024

Rider	Points	QAT	POR	AME	SPA	FRA	CAT	ITA	KAZ	NED	GER	GBR	AUT	ARA	RSM	IND	INA	JPN	AUS	THA	MAL	
10 DI GIANNANTONIO Fabio	34	7	14	8	5																	
		7-NC	14-NC	8-NL	5-13																	
		7-7	14-10	8-6	5-7																	
11 MARQUEZ Alex	27	9	12	12	6																	
		9-7	12-13	12-14	6-NC																	
		9-6	12-NC	12-15	6-4																	
12 QUARTARARO Fabio	25	16	9	16	23																	
		16-12	9-9	16-15	23-5																	
		16-11	9-7	16-12	23-15																	
13 OLIVEIRA Miguel	23	14	15	14	14																	
		14-13	15-12	14-11	14-8																	
		14-15	15-9	14-11	14-8																	
14 MILLER Jack	22	11	5	11	15																	
		11-10	5-5	11-7	15-14																	
		11-21	5-5	11-13	15-NC																	
15 FERNANDEZ Raul	12	12	16	13	17																	
		12-14	16-10	13-9	17-12																	
		23-NC	16-NC	13-10	17-11																	
16 MIR Joan	12	17	20	20	20																	
		17-15	20-14	20-NC	20-9																	
		17-13	20-12	20-NC	20-12																	
17 FERNANDEZ Augusto	10	18	18	18	18																	
		18-18	18-15	18-NL	18-7																	
		18-17	18-11	18-14	18-NC																	
18 PEDROSA Daniel	7	-	-	-	16																	
		-	-	-	16-3																	
		-	-	-	16-NC																	
19 RINS Alex	6	20	11	15	25																	
		20-17	11-NC	15-16	25-15																	
		20-16	11-13	15-NC	25-13																	
20 MORBIDELLI Franco	6	22	17	9	8																	
		22-20	17-16	9-10	8-4																	
		22-18	17-18	9-NC	8-NC																	

NC=Not classified NL=Not finished first lap NP=Not started race re-start N2=Not finished first lap race re-start EX=Excluded NS=Not Started DS=Disqualified

These data/results cannot be reproduced, stored and/or transmitted in whole or in part by any manner of electronic, mechanical, photocopying, recording, broadcasting or otherwise now known or herein after developed without the previous express consent by the copyright owner, except for reproduction in daily press and regular printed publications on sale to the public within 60 days of the event related to those data/results and always provided that copyright symbol appears together as follows below.
© DORNA, 2024

Official MotoGP Timing by **TISSOT**
www.motogp.com



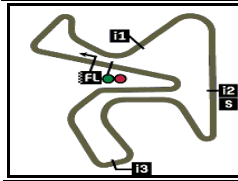
Rider	Points	QAT	POR	AME	SPA	FRA	CAT	ITA	KAZ	NED	GER	GBR	AUT	ARA	RSM	IND	INA	JPN	AUS	THA	MAL		
21 ZARCO Johann	5	13	19	19	13																		
		13-16	19-NC	19-NC	13-11																		
		13-12	19-15	19-NC	13-NC																		
22 NAKAGAMI Takaaki	4	19	21	21	24																		
		19-19	21-17	21-NL	24-10																		
		19-19	21-14	21-NC	24-14																		
23 MARINI Luca	0	21	22	22	22																		
		21-21	22-18	22-17	22-NC																		
		21-20	22-17	22-16	22-17																		
24 BRADL Stefan	0	-	-	-	19																		
		-	-	-	19-NC																		
		-	-	-	19-16																		
25 SAVADORI Lorenzo	0	-	-	-	21																		
		-	-	-	21-16																		
		-	-	-	21-NC																		

NC=Not classified NL=Not finished first lap NP=Not started race re-start N2=Not finished first lap race re-start EX=Excluded NS=Not Started DS=Disqualified

These data/results cannot be reproduced, stored and/or transmitted in whole or in part by any manner of electronic, mechanical, photocopying, recording, broadcasting or otherwise now known or herein after developed without the previous express consent by the copyright owner, except for reproduction in daily press and regular printed publications on sale to the public within 60 days of the event related to those data/results and always provided that copyright symbol appears together as follows below.
© DORNA, 2024

Official MotoGP Timing by TISSOT
www.motogp.com






4423 m.

GRAN PREMIO ESTRELLA GALICIA 0,0 DE ESPAÑA

Official Starting Grid

Race : 25 laps = 110.575 km



1	1 1'46.773 93 Marc MARQUEZ Ducati	2 1'47.044 72 Marco BEZZECCHI Ducati	3 1'47.381 89 Jorge MARTIN Ducati
2	4 1'47.730 33 Brad BINDER KTM	5 1'47.778 49 Fabio DI GIANNANTONIO Ducati	6 1'47.840 73 Alex MARQUEZ Ducati
3	7 1'47.962 1 Francesco BAGNAIA Ducati	8 1'48.116 21 Franco MORBIDELLI Ducati	9 1'48.362 23 Enea BASTIANINI Ducati
4	10 1'48.528 31 Pedro ACOSTA KTM	11 1'48.595 12 Maverick VIÑALES Aprilia	12 1'49.417 41 Aleix ESPARGARO Aprilia
5	13 1'48.102 5 Johann ZARCO Honda	14 1'48.418 88 Miguel OLIVEIRA Aprilia	15 1'48.672 43 Jack MILLER KTM
6	16 1'48.699 26 Daniel PEDROSA KTM	17 1'48.728 25 Raul FERNANDEZ Aprilia	18 1'49.229 37 Augusto FERNANDEZ KTM
7	19 1'49.659 6 Stefan BRADL Honda	20 1'49.765 36 Joan MIR Honda	21 1'49.860 32 Lorenzo SAVADORI Aprilia
8	22 1'49.978 10 Luca MARINI Honda	23 1'50.100 20 Fabio QUARTARARO Yamaha	24 1'50.245 30 Takaaki NAKAGAMI Honda

The results are provisional until the end of the limit for protest and appeals and until the ratification of the Event Management Committee.

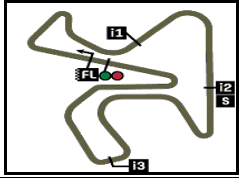
Time limit for protest expires 60' at the latest after publication of the results - Time:

These data/results cannot be reproduced, stored and/or transmitted in whole or in part by any manner of electronic, mechanical, photocopying, recording, broadcasting or otherwise now known or herein after developed without the previous express consent by the copyright owner, except for reproduction in daily press and regular printed publications on sale to the public within 60 days of the event related to those data/results and always provided that copyright symbol appears together as follows below.

© DORNA, 2024

Official MotoGP Timing by TISSOT
www.motogp.com





GRAN PREMIO ESTRELLA GALICIA 0,0 DE ESPAÑA

Official Starting Grid

4423 m.

Race : 25 laps = 110.575 km

9

25

1'50.302

42 Alex RINS

Yamaha

The results are provisional until the end of the limit for protest and appeals and until the ratification of the Event Management Committee.

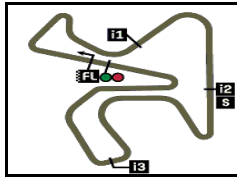
Time limit for protest expires 60' at the latest after publication of the results - Time:

These data/results cannot be reproduced, stored and/or transmitted in whole or in part by any manner of electronic, mechanical, photocopying, recording, broadcasting or otherwise now known or herein after developed without the previous express consent by the copyright owner, except for reproduction in daily press and regular printed publications on sale to the public within 60 days of the event related to those data/results and always provided that copyright symbol appears together as follows below.

© DORNA, 2024

Official MotoGP Timing by **TISSOT**
www.motogp.com





4423 m.

GRAN PREMIO ESTRELLA GALICIA 0,0 DE ESPAÑA

Race

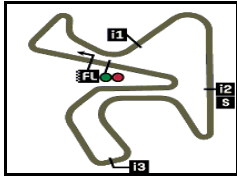
Top Speed & Average



Rider	Nation	Motorcycle	Top 5 speeds					Average	Top
26 Daniel PEDROSA	SPA	KTM	300.0	299.1	299.1	294.2		298.1	300.0
43 Jack MILLER	AUS	KTM	300.0	295.8	295.0	294.2	294.2	295.4	300.0
36 Joan MIR	SPA	HONDA	299.1	295.8	294.2	293.4	292.6	294.3	299.1
31 Pedro ACOSTA	SPA	KTM	298.3	297.5	296.7	296.7	296.7	297.2	298.3
33 Brad BINDER	RSA	KTM	298.3	298.3	297.5	297.5	297.5	297.8	298.3
23 Enea BASTIANINI	ITA	DUCATI	297.5	297.5	296.7	296.7	296.7	296.9	297.5
1 Francesco BAGNAIA	ITA	DUCATI	296.7	295.8	295.0	294.2	294.2	295.2	296.7
21 Franco MORBIDELLI	ITA	DUCATI	296.7	295.8	295.0	295.0	295.0	295.3	296.7
42 Alex RINS	SPA	YAMAHA	296.7	295.8	295.8	295.0	295.0	295.7	296.7
88 Miguel OLIVEIRA	POR	APRILIA	296.7	295.8	295.8	295.0	294.2	295.3	296.7
6 Stefan BRADL	GER	HONDA	295.8	292.6	291.8	291.8	291.1	292.6	295.8
12 Maverick VIÑALES	SPA	APRILIA	295.8	295.0	295.0	294.2	294.2	294.8	295.8
93 Marc MARQUEZ	SPA	DUCATI	295.8	295.8	295.0	295.0	295.0	295.3	295.8
20 Fabio QUARTARARO	FRA	YAMAHA	295.0	294.2	293.4	293.4	293.4	293.9	295.0
41 Aleix ESPARGARO	SPA	APRILIA	295.0	295.0	294.2	293.4	292.6	293.8	295.0
49 Fabio DI GIANNANTONIO	ITA	DUCATI	295.0	295.0	295.0	294.2	293.4	294.3	295.0
72 Marco BEZZECCHI	ITA	DUCATI	295.0	294.2	294.2	294.2	294.2	294.4	295.0
73 Alex MARQUEZ	SPA	DUCATI	295.0	294.2	293.4	293.4	292.6	293.5	295.0
25 Raul FERNANDEZ	SPA	APRILIA	294.2	293.4	293.4	293.4	292.6	293.0	294.2
89 Jorge MARTIN	SPA	DUCATI	294.2	292.6	292.6	291.8	291.8	292.5	294.2
5 Johann ZARCO	FRA	HONDA	293.4	293.4	293.4	293.4	292.6	293.1	293.4
30 Takaaki NAKAGAMI	JPN	HONDA	293.4	293.4	292.6	291.8	291.8	292.3	293.4
32 Lorenzo SAVADORI	ITA	APRILIA	293.4	291.8	291.1	291.1	290.3	291.5	293.4
37 Augusto FERNANDEZ	SPA	KTM	291.8	290.3	290.3	289.5	288.7	289.9	291.8
10 Luca MARINI	ITA	HONDA	291.1	291.1	291.1	291.1	291.1	291.1	291.1


These data/results cannot be reproduced, stored and/or transmitted in whole or in part by any manner of electronic, mechanical, photocopying, recording, broadcasting or otherwise now known or herein after developed without the previous express consent by the copyright owner, except for reproduction in daily press and regular printed publications on sale to the public within 60 days of the event related to those data/results and always provided that copyright symbol appears together as follows below.

© DORNA, 2024



4423 m.

GRAN PREMIO ESTRELLA GALICIA 0,0 DE ESPAÑA**Race****Fastest Laps Sequence**

<i>Lap</i>	<i>Race Time</i>	 <i>Rider</i>	<i>Nation</i>	<i>Motorcycle</i>	<i>Time</i>	<i>Km/h</i>	<i>Riders's Lap</i>
2	3'22.386	89 Jorge MARTIN	SPA	DUCATI	1'38.135	162.2	2
3	5'00.416	89 Jorge MARTIN	SPA	DUCATI	1'38.030	162.4	3
3	5'00.603	1 Francesco BAGNAIA	ITA	DUCATI	1'37.980	162.5	3
3	5'04.462	21 Franco MORBIDELLI	ITA	DUCATI	1'37.948	162.5	3
4	6'38.543	1 Francesco BAGNAIA	ITA	DUCATI	1'37.940	162.5	4
5	8'16.912	72 Marco BEZZECCHI	ITA	DUCATI	1'37.930	162.5	5
5	8'17.051	93 Marc MARQUEZ	SPA	DUCATI	1'37.929	162.5	5
6	9'54.260	89 Jorge MARTIN	SPA	DUCATI	1'37.884	162.6	6
16	26'16.452	93 Marc MARQUEZ	SPA	DUCATI	1'37.873	162.6	16
17	27'53.628	1 Francesco BAGNAIA	ITA	DUCATI	1'37.816	162.7	17
19	31'09.920	93 Marc MARQUEZ	SPA	DUCATI	1'37.708	162.9	19
20	32'47.575	93 Marc MARQUEZ	SPA	DUCATI	1'37.655	163.0	20
23	37'42.494	1 Francesco BAGNAIA	ITA	DUCATI	1'37.449	163.3	23

These data/results cannot be reproduced, stored and/or transmitted in whole or in part by any manner of electronic, mechanical, photocopying, recording, broadcasting or otherwise now known or herein after developed without the previous express consent by the copyright owner, except for reproduction in daily press and regular printed publications on sale to the public within 60 days of the event related to those data/results and always provided that copyright symbol appears together as follows below.

© DORNA, 2024

Official MotoGP Timing by TISSOT
www.motogp.com



Jerez de la Frontera, Sunday, April 28, 2024