

4185 m.

## MICHELIN® GRAND PRIX DE FRANCE

## Practice Nr. 2

## Classification

10



Rider	Nation	Team	Motorcycle	Time	Lap	Total	Gap	Top Speed
1 18 Manuel GONZALEZ	SPA	QJMOTOR Gresini Moto2	KALEX	1'34.868	10	12		263.8
2 3 Sergio GARCIA	SPA	MT Helmets - MSI	BOSCOSCURO	1'35.095	6	15	0.227 0.227	265.9
3 52 Jeremy ALCOBA	SPA	Yamaha VR46 Master Camp Team	KALEX	1'35.110	11	14	0.242 0.015	265.2
4 16 Joe ROBERTS	USA	OnlyFans American Racing Team	KALEX	1'35.222	12	14	0.354 0.112	263.1
5 35 Somkiat CHANTRA	THA	IDEMITSU Honda Team Asia	KALEX	1'35.231	10	13	0.363 0.009	265.9
6 21 Alonso LOPEZ	SPA	Folladore SpeedUp	BOSCOSCURO	1'35.240	13	15	0.372 0.009	264.5
7 12 Filip SALAC	CZE	Elf Marc VDS Racing Team	KALEX	1'35.308	11	15	0.440 0.068	267.3
8 24 Marcos AMIREZ	SPA	OnlyFans American Racing Team	KALEX	1'35.319	13	16	0.451 0.011	265.2
9 54 Fermin ALDEGUER	SPA	Folladore SpeedUp	BOSCOSCURO	1'35.338	13	15	0.470 0.019	262.4
10 14 Tony ARBOLINO	ITA	Elf Marc VDS Racing Team	KALEX	1'35.346	11	13	0.478 0.008	265.9
11 79 Ai OGURA	JPN	MT Helmets - MSI	BOSCOSCURO	1'35.356	12	15	0.488 0.010	270.9
12 96 Jake DIXON	GBR	CFMOTO Inde Aspar Team	KALEX	1'35.456	10	13	0.588 0.100	263.1
13 75 Albert ARENAS	SPA	QJMOTOR Gresini Moto2	KALEX	1'35.496	11	14	0.628 0.040	263.1
14 7 Barry BALTUS	BEL	RW-Idrofoglia Racing GP	KALEX	1'35.524	15	15	0.656 0.028	263.1
15 84 Zonta VD GOORBERGH	NED	RW-Idrofoglia Racing GP	KALEX	1'35.545	12	14	0.677 0.021	265.2
16 44 Aron CANET	SPA	Fantic Racing	KALEX	1'35.657	10	13	0.789 0.112	264.5
17 28 Izan GUEVARA	SPA	CFMOTO Inde Aspar Team	KALEX	1'35.694	15	15	0.826 0.037	264.5
18 5 Jaume MASIA	SPA	Pertamina Mandalika GAS UP Tea	KALEX	1'35.734	11	14	0.866 0.040	266.6
19 81 Senna AGIUS	AUS	Liqui Moly Husqvarna Intact GP	KALEX	1'35.789	11	14	0.921 0.055	267.3
20 53 Deniz ÖNCÜ	TUR	Red Bull KTM Ajo	KALEX	1'35.963	13	16	1.095 0.174	270.2
21 15 Darryn BINDER	RSA	Liqui Moly Husqvarna Intact GP	KALEX	1'35.967	10	15	1.099 0.004	270.2
22 71 Dennis FOGGIA	ITA	Italtrans Racing Team	KALEX	1'36.112	9	12	1.244 0.145	266.6
23 22 Ayumu SASAKI	JPN	Yamaha VR46 Master Camp Team	KALEX	1'36.441	9	14	1.573 0.329	268.7
24 17 Daniel MUÑOZ	SPA	Pertamina Mandalika GAS UP Tea	KALEX	1'36.568	9	9	1.700 0.127	261.7
25 20 Xavi CARDELUS	AND	Fantic Racing	KALEX	1'36.936	12	15	2.068 0.368	265.9
26 9 Jorge NAVARRO	SPA	KLINT Forward Factory Team	FORWARD	1'37.087	10	14	2.219 0.151	264.5
27 43 Xavier ARTIGAS	SPA	KLINT Forward Factory Team	FORWARD	1'37.147	11	13	2.279 0.060	263.1
28 10 Diogo MOREIRA	BRA	Italtrans Racing Team	KALEX	1'37.164	3	3	2.296 0.017	265.9

Practice condition: Dry

Air: 17°

Humidity: 64%

Ground: 21°

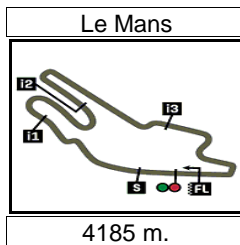
<b>Fastest Lap:</b>	Lap: 10	<b>Manuel GONZALEZ</b>	<b>1'34.868</b>	158.8 Km/h
<b>Best Race Lap:</b>	2023	<b>Pedro ACOSTA</b>	<b>1'36.068</b>	156.8 Km/h
<b>All Time Lap Record:</b>	2024	<b>Manuel GONZALEZ</b>	<b>1'34.868</b>	158.8 Km/h

The results are provisional until the end of the limit for protest and appeals.

Time limit for protest expires 60' after publication of the results - ..... Time: .....

These data/results cannot be reproduced, stored and/or transmitted in whole or in part by any manner of electronic, mechanical, photocopying, recording, broadcasting or otherwise now known or herein after developed without the previous express consent by the copyright owner, except for reproduction in daily press and regular printed publications on sale to the public within 60 days of the event related to those data/results and always provided that copyright symbol appears together as follows below.

© DORNA, 2024



Results and timing service provided by **TISSOT**


**Moto2™**

**MICHELIN® GRAND PRIX DE FRANCE**

**Practice Nr. 2**

**Combined Practice Times**

**11**

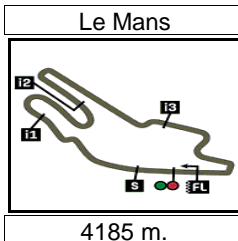
	Rider	Nation	Team	MOTORCYCLE	P1	P2	Gap
1	18 <b>M.GONZALEZ</b>	SPA	QJMOTOR Gresini Moto2	KALEX	1'35.780 14	<b>1'34.868</b> 10	
2	3 <b>S.GARCIA</b>	SPA	MT Helmets - MSI	BOSCO SCURO	1'35.473 14	<b>1'35.095</b> 6	0.227 0.227
3	52 <b>J.ALCOBA</b>	SPA	Yamaha VR46 Master Camp Team	KALEX	1'36.278 15	<b>1'35.110</b> 11	0.242 0.015
4	16 <b>J.ROBERTS</b>	USA	OnlyFans American Racing Team	KALEX	1'35.783 13	<b>1'35.222</b> 12	0.354 0.112
5	35 <b>S.CHANTRA</b>	THA	IDEMITSU Honda Team Asia	KALEX	1'36.046 15	<b>1'35.231</b> 10	0.363 0.009
6	21 <b>A.LOPEZ</b>	SPA	Folladore SpeedUp	BOSCO SCURO	1'35.549 16	<b>1'35.240</b> 13	0.372 0.009
7	12 <b>F.SALAC</b>	CZE	Elf Marc VDS Racing Team	KALEX	1'36.314 13	<b>1'35.308</b> 11	0.440 0.068
8	24 <b>M.RAMIREZ</b>	SPA	OnlyFans American Racing Team	KALEX	1'36.297 15	<b>1'35.319</b> 13	0.451 0.011
9	54 <b>F.ALDEGUER</b>	SPA	Folladore SpeedUp	BOSCO SCURO	1'35.765 19	<b>1'35.338</b> 13	0.470 0.019
10	14 <b>T.ARBOLINO</b>	ITA	Elf Marc VDS Racing Team	KALEX	1'36.184 16	<b>1'35.346</b> 11	0.478 0.008
11	79 <b>A.OGURA</b>	JPN	MT Helmets - MSI	BOSCO SCURO	1'35.842 13	<b>1'35.356</b> 12	0.488 0.010
12	96 <b>J.DIXON</b>	GBR	CFMOTO Inde Aspar Team	KALEX	1'36.799 8	<b>1'35.456</b> 10	0.588 0.100
13	75 <b>A.ARENAS</b>	SPA	QJMOTOR Gresini Moto2	KALEX	1'36.338 19	<b>1'35.496</b> 11	0.628 0.040
14	7 <b>B.BALTUS</b>	BEL	RW-Idrofoglia Racing GP	KALEX	1'36.023 13	<b>1'35.524</b> 15	0.656 0.028
15	84 <b>Z.VD GOORBERG</b>	NED	RW-Idrofoglia Racing GP	KALEX	1'36.335 17	<b>1'35.545</b> 12	0.677 0.021
16	44 <b>A.CANET</b>	SPA	Fantic Racing	KALEX	1'36.144 12	<b>1'35.657</b> 10	0.789 0.112
17	28 <b>I.GUEVARA</b>	SPA	CFMOTO Inde Aspar Team	KALEX	1'36.480 17	<b>1'35.694</b> 15	0.826 0.037
18	5 <b>J.MASIA</b>	SPA	Pertamina Mandalika GAS UP Team	KALEX	1'36.602 14	<b>1'35.734</b> 11	0.866 0.040
19	81 <b>S.AGIUS</b>	AUS	Liqui Moly Husqvarna Intact GP	KALEX	1'36.295 15	<b>1'35.789</b> 11	0.921 0.055
20	53 <b>D.ÖNCÜ</b>	TUR	Red Bull KTM Ajo	KALEX	1'36.991 5	<b>1'35.963</b> 13	1.095 0.174
21	15 <b>D.BINDER</b>	RSA	Liqui Moly Husqvarna Intact GP	KALEX	1'37.125 16	<b>1'35.967</b> 10	1.099 0.004
22	71 <b>D.FOGGIA</b>	ITA	Italtrans Racing Team	KALEX	1'36.934 6	<b>1'36.112</b> 9	1.244 0.145
23	22 <b>A.SASAKI</b>	JPN	Yamaha VR46 Master Camp Team	KALEX	1'37.740 5	<b>1'36.441</b> 9	1.573 0.329
24	17 <b>D.MUÑOZ</b>	SPA	Pertamina Mandalika GAS UP Team	KALEX	1'36.931 18	<b>1'36.568</b> 9	1.700 0.127
25	10 <b>D.MOREIRA</b>	BRA	Italtrans Racing Team	KALEX	<b>1'36.633</b> 15	1'37.164 3	1.765 0.065
26	20 <b>X.CARDELUS</b>	AND	Fantic Racing	KALEX	1'37.242 17	<b>1'36.936</b> 12	2.068 0.303
27	9 <b>J.NAVARRO</b>	SPA	KLINT Forward Factory Team	FORWARD		<b>1'37.087</b> 10	2.219 0.151
28	43 <b>X.ARTIGAS</b>	SPA	KLINT Forward Factory Team	FORWARD	1'38.486 10	<b>1'37.147</b> 11	2.279 0.060

<b>Pole Position Record:</b>	2023	<b>Sam LOWES</b>	<b>1'35.791</b>	157.2 Km/h
<b>Best Race Lap:</b>	2023	<b>Pedro ACOSTA</b>	<b>1'36.068</b>	156.8 Km/h
<b>All Time Lap Record:</b>	2024	<b>Manuel GONZALEZ</b>	<b>1'34.868</b>	158.8 Km/h

The results are provisional until the end of the limit for protest and appeals.

Time limit for protest expires 60' after publication of the results - ..... Time: .....

These data/results cannot be reproduced, stored and/or transmitted in whole or in part by any manner of electronic, mechanical, photocopying, recording, broadcasting or otherwise now known or herein after developed without the previous express consent by the copyright owner, except for reproduction in daily press and regular printed publications on sale to the public within 60 days of the event related to those data/results and always provided that copyright symbol appears together as follows below.  
© DORNA, 2024



4185 m.

## MICHELIN® GRAND PRIX DE FRANCE

## Practice Nr. 2

## Top Speed &amp; Average

12



Rider	Nation	Motorcycle	Top 5 speeds					Average	Top
79 Ai OGURA	JPN	BOSCOSCURO	270.9	266.6	264.5	264.5	263.8	265.7	270.9
15 Darryn BINDER	RSA	KALEX	270.2	268.0	267.3	267.3	265.9	267.4	270.2
53 Deniz ÖNCÜ	TUR	KALEX	270.2	269.5	268.7	268.0	268.0	268.9	270.2
22 Ayumu SASAKI	JPN	KALEX	268.7	268.7	268.7	268.7	268.0	268.6	268.7
12 Filip SALAC	CZE	KALEX	267.3	265.9	264.5	263.8	263.8	265.1	267.3
81 Senna AGIUS	AUS	KALEX	267.3	265.9	264.5	263.8	263.8	265.1	267.3
5 Jaume MASIA	SPA	KALEX	266.6	266.6	265.2	265.2	264.5	265.4	266.6
71 Dennis FOGGIA	ITA	KALEX	266.6	265.2	264.5	264.5	264.5	265.1	266.6
3 Sergio GARCIA	SPA	BOSCOSCURO	265.9	265.2	265.2	264.5	264.5	265.0	265.9
10 Diogo MOREIRA	BRA	KALEX	265.9	265.2	263.8			265.0	265.9
14 Tony ARBOLINO	ITA	KALEX	265.9	265.2	264.5	264.5	263.1	264.4	265.9
20 Xavi CARDELUS	AND	KALEX	265.9	263.8	263.1	262.4	262.4	263.5	265.9
35 Somkiat CHANTRA	THA	KALEX	265.9	265.2	263.8	263.8	263.1	264.0	265.9
24 Marcos RAMIREZ	SPA	KALEX	265.2	264.5	263.8	263.1	263.1	263.7	265.2
52 Jeremy ALCOBA	SPA	KALEX	265.2	264.5	264.5	263.8	263.8	264.4	265.2
84 Zonta VD GOORBERGH	NED	KALEX	265.2	264.5	264.5	263.1	263.1	264.1	265.2
9 Jorge NAVARRO	SPA	FORWARD	264.5	263.8	263.1	263.1	261.7	262.7	264.5
21 Alonso LOPEZ	SPA	BOSCOSCURO	264.5	263.1	263.1	263.1	262.4	263.2	264.5
28 Izan GUEVARA	SPA	KALEX	264.5	264.5	263.1	262.4	262.4	263.1	264.5
44 Aron CANET	SPA	KALEX	264.5	263.8	263.8	263.1	263.1	263.7	264.5
18 Manuel GONZALEZ	SPA	KALEX	263.8	263.1	263.1	262.4	262.4	263.0	263.8
7 Barry BALTUS	BEL	KALEX	263.1	263.1	261.0	261.0	260.3	261.7	263.1
16 Joe ROBERTS	USA	KALEX	263.1	263.1	263.1	262.4	262.4	262.8	263.1
43 Xavier ARTIGAS	SPA	FORWARD	263.1	263.1	262.4	262.4	262.4	262.7	263.1
75 Albert ARENAS	SPA	KALEX	263.1	262.4	261.0	261.0	260.3	261.2	263.1
96 Jake DIXON	GBR	KALEX	263.1	263.1	262.4	262.4	262.4	262.6	263.1
54 Fermin ALDEGUER	SPA	BOSCOSCURO	262.4	262.4	261.7	261.7	261.0	261.5	262.4
17 Daniel MUÑOZ	SPA	KALEX	261.7	261.0	260.3	259.6	259.0	260.3	261.7

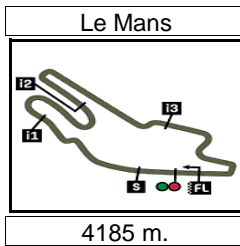
These data/results cannot be reproduced, stored and/or transmitted in whole or in part by any manner of electronic, mechanical, photocopying, recording, broadcasting or otherwise now known or herein after developed without the previous express consent by the copyright owner, except for reproduction in daily press and regular printed publications on sale to the public within 60 days of the event related to those data/results and always provided that copyright symbol appears together as follows below.

© DORNA, 2024

Official MotoGP Timing by TISSOT  
www.motogp.com



Le Mans, Saturday, May 11, 2024



MICHELIN® GRAND PRIX DE FRANCE

Practice Nr. 2

Chronological Analysis of Performances

13

\* Lap / Sector time cancelled      T1 Time from finish line to 1st intermediate      T3 Time from 2nd intermed. to 3rd intermed.  
P Crossing the finish line in pit lane      T2 Time from 1st intermed. to 2nd intermed.      T4 Time from 3rd intermediate to finish line

Lap	Lap Time	T1	T2	T3	T4	Speed	Lap	Lap Time	T1	T2	T3	T4	Speed	
<b>1st</b>	<b>18</b>	<b>Manuel GONZALEZ</b> QJMOTOR Gresini Mo SPA						11	1'35.110	22.276	21.420	26.483	24.931	263.1
		Runs=2 Total laps=12 Full laps=9 Valid laps=8						12	1'35.434	22.277	21.499	26.654	25.004	264.5
1	2'24.916	15.774	22.158	27.116	25.849		13	1'35.908 *	22.297	21.552*	26.671	25.388	263.8	
2	1'35.877	22.213	21.630	26.888	25.146	263.1	14	1'36.276	22.570	21.617	26.984	25.105	263.1	
3	1'38.303	22.349	21.780	28.524	25.650	262.4	<b>4th 16 Joe ROBERTS</b> OnlyFans American R USA							
4	1'35.749 *	22.186	21.576	26.842	25.145*	263.8		Runs=2 Total laps=14 Full laps=11 Valid laps=9						
5	1'36.597	22.658	21.873	26.887	25.179	261.7	1	2'23.454	17.574	23.204	30.891	26.286		
6	1'35.497	22.178	21.542	26.668	25.109	263.1	2	1'37.039	22.682	21.822	27.012	25.523	259.0	
7	1'35.315	22.174	21.488	26.642	25.011	262.4	3	1'36.522	22.453	21.806	26.873	25.390	262.4	
8	1'40.605 P	23.09*	22.319	27.349	27.841	261.0	4	1'35.970 *	22.387	21.577	26.682	25.324*	262.4	
9	7'48.639	16.401	21.988	27.011	25.206		5	1'35.965	22.403	21.576	26.790	25.196	262.4	
10	1'34.868	22.089	21.407	26.573	24.799	261.7	6	1'35.796	22.256	21.584	26.706	25.250	263.1	
11	1'34.937	22.074	21.406	26.602	24.855	261.0	7	1'46.298 P	25.31*	22.758	28.342	29.879	261.0	
12	1'35.060	22.082	21.485	26.602	24.891	261.7	8	8'30.419	16.093	22.470	27.160	25.440		
	unfinished	22.043	21.434	26.662	261.7		9	1'36.064	22.525	21.545	26.796	25.198	261.0	
							10	1'35.242	22.319	21.431	26.536	24.956	261.7	
<b>2nd</b>	<b>3</b>	<b>Sergio GARCIA</b> MT Helmets - MSI SPA						11	1'35.255	22.355	21.365	26.537	24.998	261.7
		Runs=2 Total laps=15 Full laps=12 Valid laps=10						12	1'35.222	22.201	21.473	26.555	24.993	261.0
1	2'29.892	15.054	22.107	27.184	26.338		13	1'36.069 *	22.230	21.515*	26.717	25.607*	263.1	
2	1'36.039	22.424	21.508	26.950	25.157	261.7	14	1'35.579	22.261	21.473	26.696	25.149	263.1	
3	1'35.454	22.298	21.491	26.606	25.059	263.8	<b>5th 35 Somkiat CHANTRA</b> IDEMITSU Honda Tea THA							
4	1'35.405 *	22.182	21.535	26.587	25.101*	265.9		Runs=2 Total laps=13 Full laps=10 Valid laps=7						
5	1'35.631	22.347	21.465	26.561	25.258	264.5	1	2'30.580	15.142	22.623	27.579	29.003		
6	1'35.095	22.223	21.438	26.438	24.996	265.2	2	1'39.596 *	22.929	21.938	27.483*	27.246	263.1	
7	1'41.034 P	23.683	22.028	26.907	28.416	263.8	3	1'36.625	22.644	21.775	26.916	25.290	263.1	
8	7'13.628	15.891	21.980	26.905	25.256		4	1'36.229 *	22.399	21.683	26.732	25.415*	265.2	
9	1'35.254	22.341	21.487	26.463	24.963	261.0	5	1'36.186	22.493	21.667	26.708	25.318	261.7	
10	1'35.163	22.268	21.585	26.328	24.982	263.1	6	1'43.887 P	22.07*	23.301	28.603	29.904	262.4	
11	1'35.150	22.265	21.386	26.433	25.066	261.7	7	11'06.856	16.983	22.634	27.286	25.557		
12	1'40.828	22.146	25.222	28.341	25.119	262.4	8	1'35.614	22.477	21.447	26.628	25.062	260.3	
13	1'35.441	22.292	21.438	26.538	25.173	264.5	9	1'37.315	22.433	21.669	27.125	26.088	265.9	
14	1'40.076 *	22.112	21.512*	30.816	25.636	264.5	10	1'35.231	22.224	21.383	26.624	25.000	263.8	
15	1'35.666	22.230	21.505	26.657	25.274	265.2	11	1'41.205 *	22.802	25.115*	27.905	25.383*	263.8	
							12	1'35.577	22.298	21.528	26.693	25.058	263.1	
<b>3rd</b>	<b>52</b>	<b>Jeremy ALCOBA</b> Yamaha VR46 Master SPA						13	1'35.885	22.398	21.605	26.680	25.202	262.4
		Runs=2 Total laps=14 Full laps=11 Valid laps=10						<b>6th 21 Alonso LOPEZ</b> Folladore SpeedUp SPA						
1	2'02.681	17.285	24.749	29.843	27.503			Runs=2 Total laps=15 Full laps=12 Valid laps=9						
2	1'42.363	23.576	22.871	29.718	26.198	257.0	1	2'03.663	16.180	22.324	28.650	26.338		
3	1'36.535	22.543	21.696	26.968	25.328	262.4	2	1'37.348	22.803	22.193	27.017	25.335	264.5	
4	1'36.616	22.616	21.789	26.771	25.440	264.5	3	1'36.423	22.557	21.740	26.838	25.288	261.0	
5	1'36.031	22.506	21.596	26.835	25.094	263.1	4	1'36.979 *	22.439	21.691	26.866	25.983*	261.0	
6	1'35.675	22.356	21.614	26.582	25.123	263.8	5	1'37.926	23.401	22.223	27.003	25.299	260.3	
7	1'38.857 P	22.437	21.587	26.729	28.104	265.2	6	1'36.406	22.450	21.732	26.853	25.371	261.0	
8	8'53.141	16.367	22.249	26.982	25.520									
9	1'36.010	22.518	21.516	26.765	25.211	262.4								
10	1'35.360	22.277	21.502	26.575	25.006	263.1								

**Fastest Lap:** Manuel GONZALEZ QJMOTOR Gresini Mo SPA 1'34.868 22.089 21.407 26.573 24.799

These data/results cannot be reproduced, stored and/or transmitted in whole or in part by any manner of electronic, mechanical, photocopying, recording, broadcasting or otherwise now known or herein after developed without the previous express consent by the copyright owner, except for reproduction in daily press and regular printed publications on sale to the public within 60 days of the event related to those data/results and always provided that copyright symbol appears together as follows below.  
© DORNA, 2024



# Practice Nr. 2

# Moto2

Lap	Lap Time	T1	T2	T3	T4	Speed	Lap	Lap Time	T1	T2	T3	T4	Speed
7	<b>1'36.269</b>	22.346	21.674	26.875	25.374	262.4	8	<b>1'35.700</b>	22.288	21.616	26.658	25.138	261.0
8	1'40.967 *	23.92 *	23.709	27.566	25.765	261.7	9	1'42.930 P	22.355	21.693	28.798	30.084	261.0
9	<b>1'36.146</b>	22.319	21.686	26.861	25.280	261.0	10	7'15.610	16.434	22.414	27.418	25.922	
10	1'41.743 P	22.426	21.722	26.804	30.791	260.3	11	<b>1'35.677</b>	22.303	21.607	26.748	25.019	258.3
11	7'26.166	19.865	22.747	26.949	25.260		12	<b>1'35.836</b>	22.512	21.627	26.650	25.047	261.7
12	<b>1'35.526</b>	22.358	21.513	26.723	24.932	259.6	13	<b>1'35.338</b>	22.158	21.589	26.572	25.019	261.7
13	<b>1'35.240</b>	22.236	21.476	26.513	25.015	263.1	14	1'35.205 * 22.108	21.503*	26.551	25.043*	262.4	
14	1'39.811 * 22.124	22.133*	29.991	25.563	263.1		15	1'38.880 * 22.160	21.513	27.750*	27.457	262.4	
15	<b>1'35.638</b>	22.223	21.666	26.621	25.128	263.1							

**7th** **12** **Filip SALAC** Elf Marc VDS Racing CZE  
Runs=2 Total laps=15 Full laps=12 Valid laps=11

1	1'52.364	16.836	22.382	27.384	25.614	
2	<b>1'37.112</b>	22.512	21.766	27.338	25.496	261.7
3	<b>1'35.942</b>	22.248	21.656	26.957	25.081	263.8
4	<b>1'35.659</b>	22.299	21.584	26.757	25.019	263.8
5	<b>1'36.283</b>	22.260	21.774	26.958	25.291	262.4
6	<b>1'36.502</b>	22.419	21.833	26.955	25.295	261.0
7	<b>1'36.273</b>	22.431	21.722	26.774	25.346	260.3
8	<b>1'36.138</b>	22.379	21.764	26.696	25.299	261.7
9	1'40.557 P	22.409	21.817	26.937	29.394	260.3
10	8'36.963	16.671	22.392	27.396	28.780	
11	<b>1'35.308</b>	22.228	21.585	26.521	24.974	261.7
12	<b>1'40.757</b>	22.265	24.418	28.844	25.230	261.7
13	1'42.868 * 22.187	21.625*	32.822	26.234*	264.5	
14	<b>1'35.610</b>	22.178	21.646	26.591	25.195	265.9
15	<b>1'36.285</b>	22.462	21.821	26.687	25.315	267.3

**8th** **24** **Marcos RAMIREZ** OnlyFans American R SPA  
Runs=2 Total laps=16 Full laps=13 Valid laps=11

1	1'53.371	16.118	22.752	28.281	26.111	
2	<b>1'36.322</b>	22.670	21.669	26.802	25.181	262.4
3	<b>1'35.442</b>	22.357	21.402	26.543	25.140	265.2
4	<b>1'37.498</b>	22.217	23.067	27.016	25.198	264.5
5	<b>1'35.429</b>	22.323	21.461	26.641	25.004	263.1
6	<b>1'37.489</b>	22.348	21.515	26.839	26.787	263.1
7	<b>1'35.894</b>	22.426	21.530	26.732	25.206	259.6
8	<b>1'36.073</b>	22.404	21.640	26.837	25.192	261.0
9	1'48.060 P	23.93*	25.613	29.096	29.416	257.6
10	5'47.535 *	15.287	22.878	27.427	27.848*	
11	<b>1'36.213</b>	22.448	21.566	26.553	25.646	261.7
12	<b>1'35.361</b>	22.259	21.493	26.521	25.088	263.8
13	<b>1'35.319</b>	22.179	21.463	26.549	25.128	263.1
14	1'35.303 * 22.184	21.491	26.512	25.116*	263.1	
15	1'35.833 * 21.98*	21.888*	26.653*	25.304	261.7	
16	<b>1'35.720</b>	22.252	21.499	26.665	25.304	261.7

**9th** **54** **Fermin ALDEGUER** Folladore SpeedUp SPA  
Runs=2 Total laps=15 Full laps=12 Valid laps=10

1	1'51.789 *	16.180	22.762	27.600	25.741*	
2	<b>1'37.174</b>	22.743	21.824	27.236	25.371	259.0
3	<b>1'35.971</b>	22.414	21.639	26.790	25.128	259.6
4	<b>1'35.815</b>	22.331	21.679	26.703	25.102	261.0
5	<b>1'43.102</b>	22.431	21.710	31.987	26.974	261.0
6	<b>1'35.988</b>	22.346	21.696	26.726	25.220	261.0
7	<b>1'36.117</b>	22.265	21.763	26.784	25.305	260.3

**10th** **14** **Tony ARBOLINO** Elf Marc VDS Racing ITA  
Runs=2 Total laps=13 Full laps=10 Valid laps=8

1	2'28.098	15.160	22.685	27.424	25.634	
2	<b>1'36.577</b>	22.533	21.770	26.977	25.297	261.0
3	<b>1'35.829</b>	22.276	21.683	26.743	25.127	261.7
4	1'35.658 *	22.163	21.589	26.715	25.191*	264.5
5	<b>1'36.535</b>	22.276	21.741	26.845	25.673	262.4
6	<b>1'40.970</b>	22.289	21.634	29.199	27.848	265.2
7	1'42.461 P	22.514	21.840	27.120	30.987	259.6
8	9'54.486	19.272	23.832	28.889	26.969	
9	<b>1'35.958</b>	22.291	21.527	26.938	25.202	261.0
10	<b>1'35.456</b>	22.221	21.470	26.669	25.096	263.1
11	<b>1'35.346</b>	22.182	21.467	26.642	25.055	263.1
12	1'35.216 * 22.060	21.549*	26.614	24.993*	265.9	
13	<b>1'35.882</b>	22.121	21.489	26.869	25.403	264.5

**11th** **79** **Ai OGURA** MT Helmets - MSI JPN  
Runs=2 Total laps=15 Full laps=12 Valid laps=9

1	2'17.262	16.579	23.085	27.576	25.812	
2	<b>1'36.613</b>	22.647	21.983	26.686	25.297	261.0
3	<b>1'36.332</b>	22.355	21.690	26.871	25.416	263.8
4	1'36.610 * 22.622	21.775	26.763	25.450*	263.1	
5	<b>1'36.390</b>	22.301	21.731	26.647	25.711	266.6
6	<b>1'35.934</b>	22.301	21.719	26.496	25.418	264.5
7	1'39.493 * 22.84*	22.215	28.971	25.459	270.9	
8	<b>1'35.789</b>	22.258	21.685	26.629	25.217	263.8
9	1'43.010 P	23.283	22.254	27.828	29.645	262.4
10	7'27.996	17.034	22.380	27.068	25.637	
11	<b>1'35.616</b>	22.336	21.703	26.559	25.018	261.0
12	<b>1'35.356</b>	22.193	21.594	26.535	25.034	262.4
13	1'37.472 * 23.58*	21.938	26.813	25.138	263.1	
14	<b>1'36.467</b>	22.762	21.805	26.708	25.192	263.1
15	<b>1'35.648</b>	22.203	21.658	26.569	25.218	264.5

**12th** **96** **Jake DIXON** CFMOTO Inde Aspar GBR  
Runs=2 Total laps=13 Full laps=10 Valid laps=7

1	2'36.553	15.439	22.878	27.628	25.725	
2	<b>1'37.034</b>	22.580	21.834	27.054	25.566	261.7
3	<b>1'36.198</b>	22.380	21.684	26.802	25.332	263.1
4	1'36.063 * 22.321	21.659	26.845	25.238*	262.4	
5	<b>1'35.995</b>	22.346	21.558	26.911	25.180	261.0
6	<b>1'35.979</b>	22.245	21.609	26.908	25.217	261.7
7	1'42.768 P	22.416	21.662	27.019	31.671	261.0
8	9'59.822	15.895	22.526	27.112	25.248	
9	<b>1'35.713</b>	22.266	21.565	26.658	25.224	261.7
10	<b>1'35.456</b>	22.184	21.551	26.567	25.154	262.4
11	1'50.094 * 24.443	27.143	33.128*	25.380	262.4	

**Fastest Lap:** Manuel GONZALEZ QJMOTOR Gresini Mo SPA **1'34.868** 22.089 21.407 26.573 24.799

These data/results cannot be reproduced, stored and/or transmitted in whole or in part by any manner of electronic, mechanical, photocopying, recording, broadcasting or otherwise now known or herein after developed without the previous express consent by the copyright owner, except for reproduction in daily press and regular printed publications on sale to the public within 60 days of the event related to those data/results and always provided that copyright symbol appears together as follows below.  
© DORNA, 2024

Official MotoGP Timing by TISSOT  
www.motogp.com

Le Mans, Saturday, May 11, 2024

Page 2 of 5



# Practice Nr. 2

# Moto2

Lap	Lap Time	T1	T2	T3	T4	Speed	Lap	Lap Time	T1	T2	T3	T4	Speed
12	1'39.353 *	22.285	21.875*	29.630	25.563	262.4	<b>16th</b> <b>44</b>	<b>Aron CANET</b> Runs=2 Total laps=13 Full laps=10 Valid laps=7	Fantic Racing SPA				
13	<b>1'35.713</b>	22.259	21.650	26.726	<u>25.078</u>	263.1			1	2'23.938	16.951	22.993	31.100
<b>13th</b> <b>75</b>	<b>Albert ARENAS</b>	QJMOTOR Gresini Mo SPA				Runs=2 Total laps=14 Full laps=11 Valid laps=6	2	<b>1'37.561</b>	22.634	22.107	27.599	25.221	262.4
1	2'17.707 *	19.346	22.999	27.581*	25.858		3	<b>1'36.159</b>	22.389	21.728	26.804	25.238	263.1
2	<b>1'37.466</b>	22.686	22.078	27.115	25.587	258.3	4	1'35.648 *	22.309	<u>21.671</u>	<u>26.581</u>	25.087*	261.7
3	<b>1'37.116</b>	22.518	21.850	27.238	25.510	261.0	5	1'39.961 *	26.01*	22.038	26.749	25.164	261.7
4	1'36.524 *	22.426	21.759	26.891	25.448*	259.6	6	1'44.167 P	22.401	21.672	27.396*	32.698	263.1
5	<b>1'36.228</b>	22.363	21.763	26.850	25.252	260.3	7	11'00.168	15.235	21.918	26.836	25.219	
6	1'40.451 *	22.490	21.759		<u>263.1</u>		8	<b>1'46.988</b>	22.407	22.800	30.835	30.946	259.6
7	1'43.561 P	24.99*	23.159	27.118	28.289	262.4	9	<b>1'38.724</b>	22.366	21.890	27.651	26.817	261.7
8	9'19.083	20.537	22.765	27.935	25.462		10	<u>1'35.657</u>	22.191	21.765	26.644	<u>25.057</u>	<u>264.5</u>
9	1'38.794 *	22.718	23.491	27.333*	25.252	255.6	11	1'42.594 *	<u>22.154</u>	21.832*	32.768	25.840*	263.8
10	<b>1'35.603</b>	22.229	21.577	26.729	25.068	260.3	12	<b>1'36.161</b>	22.158	21.754	26.731	25.518	263.8
11	<u>1'35.496</u>	22.223	<u>21.560</u>	<u>26.690</u>	<u>25.023</u>	261.0	13	<b>1'46.311</b>	22.520	24.848	30.725	28.218	261.7
12	1'43.528 *	<u>22.199</u>	21.612	28.518*	31.199*	260.3	<b>17th</b> <b>28</b> <b>Izan GUEVARA</b> CFMOTO Inde Aspar SPA						
13	1'41.131 *	25.67*	22.827	27.299	25.328	259.0	Runs=2 Total laps=15 Full laps=12 Valid laps=10	1	2'31.928	15.251	22.162	28.140	26.793
14	<b>1'36.202</b>	22.413	21.669	26.902	25.218	259.0	2	<b>1'37.240</b>	23.036	21.733	26.960	25.511	262.4
<b>14th</b> <b>7</b>	<b>Barry BALTUS</b>	RW-Idrofoglia Racing BEL				Runs=2 Total laps=15 Full laps=12 Valid laps=9	3	<b>1'36.602</b>	22.589	21.743	26.918	25.352	260.3
1	2'04.657	16.364	22.595	29.801	27.858		4	1'38.192 *	22.471	23.265	26.938	25.518*	261.7
2	<b>1'37.655</b>	22.784	22.025	27.561	25.285	<u>263.1</u>	5	<b>1'36.084</b>	22.401	21.601	26.719	25.363	261.7
3	<b>1'35.956</b>	22.513	21.563	26.747	25.133	263.1	6	<b>1'39.523</b>	22.432	21.647	29.825	25.619	262.4
4	<b>1'35.687</b>	22.272	<u>21.478</u>	<u>26.629</u>	25.308	260.3	7	<b>1'36.977</b>	22.785	21.713	26.881	25.598	259.0
5	1'39.478 *	22.82 *	21.910	27.446	27.301	257.6	8	<b>1'36.768</b>	22.657	21.773	26.886	25.452	259.6
6	<b>1'35.898</b>	22.366	21.493	26.760	25.279	259.0	9	1'41.896 P	23.12*	22.478	27.230	29.060	259.6
7	<b>1'35.766</b>	22.341	21.556	26.661	25.208	259.6	10	6'46.089	14.735	21.957	26.898	25.824	
8	1'42.576 P	22.51*	22.319	28.940	28.798	259.6	11	<b>1'35.815</b>	22.368	21.446	26.771	25.230	263.1
9	8'10.357 *	14.702	21.889	26.642*	25.301		12	<b>1'36.785</b>	22.376	<u>21.422</u>	26.765	26.222	<u>264.5</u>
10	1'46.792 *	22.237	21.771	30.625*	32.159*	259.0	13	<b>1'39.263</b>	22.465	23.916	27.368	25.514	264.5
11	<b>1'36.149</b>	22.386	21.666	26.925	25.172	261.0	14	1'37.376 *	22.394	21.638*	27.965	25.379	262.4
12	<b>1'37.644</b>	22.347	21.638	26.738	26.921	258.3	15	<u>1'35.694</u>	<u>22.363</u>	21.566	<u>26.644</u>	<u>25.121</u>	262.4
13	1'41.192 *	22.386	22.063	30.647*	26.096*	261.0	<b>18th</b> <b>5</b> <b>Jaume MASIA</b> Pertamina Mandalika SPA						
14	<b>1'35.798</b>	22.266	21.512	26.710	25.310	259.6	Runs=2 Total laps=14 Full laps=11 Valid laps=8	1	2'04.473	16.458	23.160	27.832	26.359
15	<u>1'35.524</u>	<u>22.224</u>	21.548	26.680	<u>25.072</u>	259.6	2	<b>1'37.653</b>	22.800	22.047	27.342	25.464	265.2
<b>15th</b> <b>84</b>	<b>Zonta VD GOORBE</b>	RW-Idrofoglia Racing NED				Runs=2 Total laps=14 Full laps=11 Valid laps=7	3	<b>1'37.077</b>	22.751	21.909	27.034	25.383	265.2
1	2'03.885	15.731	22.797	27.524	26.315		4	<b>1'39.855</b>	22.469	22.031	27.078	28.277	263.1
2	1'37.562 *	22.752	22.154	27.271*	25.385	<u>265.2</u>	5	<b>1'37.498</b>	22.512	21.804	27.301	25.881	264.5
3	<b>1'36.173</b>	22.389	21.708	26.820	25.256	263.1	6	1'42.493 *	26.99*	22.271	27.260	25.966	263.1
4	<b>1'36.934</b>	22.385	21.706	26.832	26.011	263.1	7	<b>1'37.035</b>	22.740	21.905	26.949	25.441	<u>266.6</u>
5	1'38.167 *	23.57*	22.130	27.151	25.314	264.5	8	1'41.768 P	22.602	21.989	27.217	29.960	263.8
6	1'37.115 *	22.314	21.646	27.193*	25.962	262.4	9	8'45.245 *	14.797	22.057	26.761*	25.570	
7	<b>1'35.634</b>	22.293	21.483	26.691	25.167	264.5	10	<b>1'36.235</b>	22.505	21.673	26.831	25.226	262.4
8	1'41.180 P	22.76*	22.205	27.529	28.678	262.4	11	<u>1'35.734</u>	22.417	<u>21.655</u>	<u>26.617</u>	<u>25.045</u>	259.0
9	8'44.113 *	18.114	23.842	29.591*	26.059		12	1'49.590 *	22.306	26.217	35.512*	25.555	263.8
10	<b>1'36.158</b>	22.450	21.585	26.857	25.266	261.7	13	1'39.728 *	22.522	22.037*	29.083	26.086	264.5
11	<b>1'35.978</b>	<u>22.148</u>	21.843	26.774	25.213	262.4	14	<b>1'35.819</b>	<u>22.275</u>	21.782	26.634	25.128	266.6
12	<u>1'35.545</u>	22.336	<u>21.468</u>	<u>26.662</u>	<u>25.079</u>	261.0	<b>19th</b> <b>81</b> <b>Senna AGIUS</b> Liqui Moly Husqvarna AUS						
13	1'37.311 *	22.148	21.634*	28.036	25.493*	262.4	Runs=2 Total laps=14 Full laps=11 Valid laps=9	1	2'09.939	15.919	22.890	27.527	25.889
14	<b>1'38.836</b>	22.166	21.539	26.711	28.420	260.3	2	<b>1'36.608</b>	22.582	21.648	27.035	25.343	262.4
							3	<b>1'36.585</b>	22.471	21.720	27.015	25.379	262.4

**Fastest Lap:** Manuel GONZALEZ QJMOTOR Gresini Mo SPA **1'34.868** 22.089 21.407 26.573 24.799

These data/results cannot be reproduced, stored and/or transmitted in whole or in part by any manner of electronic, mechanical, photocopying, recording, broadcasting or otherwise now known or herein after developed without the previous express consent by the copyright owner, except for reproduction in daily press and regular printed publications on sale to the public within 60 days of the event related to those data/results and always provided that copyright symbol appears together as follows below.  
© DORNA, 2024

## Practice Nr. 2

## Moto2

Lap	Lap Time	T1	T2	T3	T4	Speed	Lap	Lap Time	T1	T2	T3	T4	Speed					
4	1'36.161	22.478	21.816	26.684	25.183	263.8	6	1'37.569 *	22.477	21.832	26.919*	26.341	264.5					
5	1'36.533	22.458	21.712	27.125	25.238	265.9	7	1'40.738 P	22.479	21.820	26.784*	29.655	262.4					
6	1'36.204	22.406	21.733	26.860	25.205	261.0	8	11'49.551 *	19.603	22.939	26.948*	25.725						
7	1'36.349	22.565	21.602	26.828	25.354	260.3	9	1'36.112	22.398	21.744	26.775	25.195	264.5					
8	1'45.397 P	24.10*	22.584	28.532*	30.180	259.6	10	1'36.014 *	22.416	21.671	26.464*	25.463	263.8					
9	8'37.402	19.236	23.804	28.920	27.286		11	1'42.331 *	22.400	21.865*	30.278	27.788	265.2					
10	1'36.091	22.479	21.611	26.766	25.235	263.1	12	1'36.406	22.374	21.745	26.767	25.520	264.5					
11	1'35.789	22.328	21.496	26.731	25.234	264.5	<b>23rd 22 Ayumu SASAKI</b> Yamaha VR46 Master JPN Runs=2 Total laps=14 Full laps=11 Valid laps=8											
12	1'35.991 *	22.363	21.616	26.658	25.354*	267.3	1	2'05.554	16.500	23.009	28.363	26.606						
13	1'39.044 *	22.235	21.590*			263.8	2	1'38.635 *	22.895	22.310	27.274	26.156*	268.7					
14	1'38.686	22.533	23.708	27.002	25.443	262.4	3	1'38.278	22.740	22.219	27.397	25.922	265.9					
<b>20th 53 Deniz ÖNCÜ</b> Red Bull KTM Ajo TUR Runs=2 Total laps=16 Full laps=13 Valid laps=10							4	1'38.380	22.926	22.229	27.101	26.124	263.8					
1	2'05.644	14.910	22.472	27.510	26.583		5	1'38.368	22.796	22.189	27.314	26.069	265.2					
2	1'38.849	22.937	21.981	27.269	26.662	270.2	6	1'38.216	22.669	22.247	27.400	25.900	265.9					
3	1'39.144 *	24.274	21.952	27.307	25.611*	230.3	7	1'49.606 P	24.98*	24.009	28.152	32.456	265.2					
4	1'37.559	22.927	21.896	26.968	25.768	267.3	8	8'34.634	15.061	22.830	27.246	25.874						
5	1'37.704	22.583	22.102	27.154	25.865	268.0	9	1'36.441	22.477	21.578	26.790	25.596	267.3					
6	1'36.663	22.519	21.805	26.956	25.383	265.9	10	1'38.376	22.273	21.884	26.791	27.428	268.7					
7	1'36.377	22.475	21.796	26.868	25.238	265.2	11	1'36.570	22.379	21.815	26.850	25.526	268.0					
8	1'37.193	22.661	21.924	27.024	25.584	264.5	12	1'48.909 *	24.66*	24.160	32.037	28.049	265.2					
9	1'39.001 P	22.353	21.828	26.599*	28.221	263.8	13	1'39.260 *	22.226	21.829*	29.568	25.637	268.7					
10	6'30.304	14.706	21.845	26.967	25.613		14	1'43.232	22.222	22.068	32.918	26.024	268.7					
11	1'46.667 *	22.169	21.680	31.584	31.234*	267.3	<b>24th 17 Daniel MUÑOZ</b> Pertamina Mandalika SPA Runs=2 Total laps=9 Full laps=6 Valid laps=5											
12	1'36.222	22.663	21.592	26.830	25.137	269.5	1	1'53.601	16.460	22.723	27.650	26.058						
13	1'35.963	22.287	21.711	26.681	25.284	268.0	2	1'37.212	22.715	21.783	26.849	25.865	261.7					
14	1'44.633 *	25.390	21.813	31.728	25.702*	265.2	3	1'37.080 *	22.730	21.678	27.077	25.595*	260.3					
15	1'37.586	22.343	22.707	26.971	25.565	268.7	4	1'36.703	22.550	21.717	26.978	25.458	259.6					
16	1'39.601	22.389	21.690	29.363	26.159	265.9	5	1'36.667	22.428	21.637	27.145	25.457	261.0					
<b>21st 15 Darryn BINDER</b> Liqui Moly Husqvarna RSA Runs=2 Total laps=15 Full laps=12 Valid laps=9							6	1'41.681 P	24.030	22.966	27.054	27.631	259.0					
1	2'05.173	17.626	25.083	29.118	29.607		7	13'14.364	16.244	22.930	30.465	26.028						
2	1'38.433	23.091	22.127	27.265	25.950	268.0	8	1'38.050	23.567	21.843	27.117	25.523	254.3					
3	1'40.162 *	22.738	24.269	27.682	25.473*	267.3	9	1'36.568	22.745	21.633	26.922	25.268	258.3					
4	1'36.740	22.611	21.692	26.948	25.489	270.2	unfinished 22.541 258.3											
5	1'36.364	22.497	21.682	26.849	25.336	264.5	<b>25th 20 Xavi CARDELUS</b> Fantic Racing AND Runs=2 Total laps=15 Full laps=12 Valid laps=9											
6	1'41.644 *	25.80*	22.343	27.440	26.061	267.3	1	2'04.800	16.507	23.048	27.842	26.480						
7	1'37.040	22.493	21.769	27.137	25.641	263.8	2	1'38.318	22.896	22.159	27.565	25.698	265.9					
8	1'40.503 P	22.728	21.934	27.152	28.689	260.3	3	1'37.959	23.063	22.027	27.287	25.582	263.8					
9	7'55.834	17.522	22.020	26.902	25.365		4	1'37.644	23.029	22.052	27.148	25.415	261.0					
10	1'35.967	22.289	21.490	26.874	25.314	265.9	5	1'40.656	22.604	21.881	27.380	28.791	262.4					
11	1'36.179	22.367	21.589	27.017	25.206	265.2	6	1'38.193 *	22.649	22.240	27.397	25.907*	263.1					
12	1'34.978 *	21.50*	21.698	26.692	25.086	265.9	7	1'38.235	22.894	22.101	27.261	25.979	261.0					
13	1'43.988	22.320	21.700	26.996	32.972	265.2	8	1'37.539	22.736	22.013	27.105	25.685	261.7					
14	1'40.658	22.710	25.166	27.341	25.441	262.4	9	1'37.613	22.785	21.984	27.184	25.660	259.0					
15	1'36.162	22.413	21.757	26.789	25.203	265.2	10	1'42.174 P	23.44*	22.893	27.797	28.041	258.3					
<b>22nd 71 Dennis FOGGIA</b> Italtrans Racing Team ITA Runs=2 Total laps=12 Full laps=9 Valid laps=5							11	6'40.609	17.781	22.759	27.276	25.451						
1	2'35.115 *	14.578	22.843	27.195*	26.048		12	1'36.936	22.653	21.832	26.915	25.536	259.6					
2	1'37.553	22.838	22.014	27.024	25.677	263.1	13	1'37.452	22.834	21.881	27.005	25.732	259.6					
3	1'37.380	22.785	21.931	26.883	25.781	263.1	14	1'36.983 *	22.515	21.941*	27.017	25.510*	261.7					
4	1'36.535 *	22.513	21.747	26.835	25.440*	266.6	15	1'39.746 *	22.593	21.920			262.4					
5	1'36.416	22.433	21.738	26.844	25.401	263.8	<b>Fastest Lap:</b> Manuel GONZALEZ QJMOTOR Gresini Mo SPA 1'34.868 22.089 21.407 26.573 24.799											

These data/results cannot be reproduced, stored and/or transmitted in whole or in part by any manner of electronic, mechanical, photocopying, recording, broadcasting or otherwise now known or herein after developed without the previous express consent by the copyright owner, except for reproduction in daily press and regular printed publications on sale to the public within 60 days of the event related to those data/results and always provided that copyright symbol appears together as follows below.  
© DORNA, 2024

## Practice Nr. 2

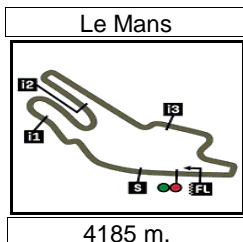
Moto2

Lap	Lap Time	T1	T2	T3	T4	Speed	Lap	Lap Time	T1	T2	T3	T4	Speed
<b>26th</b>	<b>9</b>	<b>Jorge NAVARRO</b>		KLINT Forward Factor SPA									
		Runs=2	Total laps=14	Full laps=11	Valid laps=9								
1	2'07.627	17.272	23.498	30.349	27.185								
2	<b>1'40.237</b>	23.577	22.555	27.832	26.273	260.3							
3	<b>1'39.156</b>	23.156	22.284	27.426	26.290	261.7							
4	1'38.083 *	22.852	22.020	27.253	25.958*	261.0							
5	<b>1'38.358</b>	22.821	22.070	27.300	26.167	261.0							
6	<b>1'37.587</b>	22.721	21.987	27.147	25.732	264.5							
7	1'45.423 P	22.774	22.415	27.911	32.323	261.7							
8	9'44.267	16.321	23.542	28.305	29.863								
9	<b>1'37.317</b>	22.539	21.903	27.140	25.735	260.3							
10	<b>1'37.087</b>	22.589	21.949	26.904	25.645	261.7							
11	<b>1'37.145</b>	22.581	21.942	26.990	25.632	261.7							
12	1'38.202 *	22.647	22.022	27.577	25.956*	263.1							
13	<b>1'37.633</b>	22.595	21.866	27.133	26.039	263.1							
14	<b>1'37.579</b>	22.662	22.106	27.006	25.805	263.8							
<b>27th</b>	<b>43</b>	<b>Xavier ARTIGAS</b>		KLINT Forward Factor SPA									
		Runs=2	Total laps=13	Full laps=10	Valid laps=6								
1	2'03.153	15.934	23.231	28.262	31.134								
2	1'45.577 *	23.318	22.743			261.7							
3	<b>1'38.931</b>	23.119	22.232	27.578	26.002	262.4							
4	1'38.575 *	22.985	22.098	27.496	25.996*	261.7							
5	<b>1'38.360</b>	22.855	22.228	27.386	25.891	259.6							
6	1'49.831 *	23.21*	22.486			261.7							
7	1'43.198 P	23.119	22.192	27.276*	30.611	259.0							
8	9'33.398 *	18.157	23.840	27.639*	31.331								
9	<b>1'37.415</b>	22.770	21.939	27.006	25.700	262.4							
10	<b>1'37.322</b>	22.662	21.938	27.132	25.590	263.1							
11	<b>1'37.147</b>	22.678	21.846	26.988	25.635	262.4							
12	1'37.985 *	22.708	22.082*	27.429	25.766*	263.1							
13	<b>1'44.600</b>	22.715	22.158	31.594	28.133	261.7							
<b>28th</b>	<b>10</b>	<b>Diogo MOREIRA</b>		Italtrans Racing Team BRA									
		Runs=1	Total laps=3	Full laps=2	Valid laps=1								
1	2'05.961	15.866	24.479	28.073	32.555								
2	1'38.088 *	22.714	22.290	27.167	25.917*	265.9							
3	<b>1'37.164</b>	22.503	21.936	27.113	25.612	263.8							
	unfinished	22.618	21.829	26.905		265.2							

**Fastest Lap:** Manuel GONZALEZ QJMOTOR Gresini Mo SPA **1'34.868** 22.089 21.407 26.573 24.799

These data/results cannot be reproduced, stored and/or transmitted in whole or in part by any manner of electronic, mechanical, photocopying, recording, broadcasting or otherwise now known or herein after developed without the previous express consent by the copyright owner, except for reproduction in daily press and regular printed publications on sale to the public within 60 days of the event related to those data/results and always provided that copyright symbol appears together as follows below.  
© DORNA, 2024





Results and timing service provided by **TISSOT**

# MICHELIN® GRAND PRIX DE FRANCE

## Practice Nr. 2

### Best Partial Times

Moto2™

*IT* Ideal Lap Time, sum of the best partial times

*BT* Best Lap Time


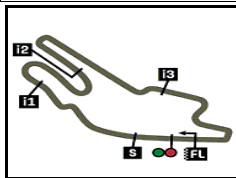
T1		T2		T3		T4				IT		BT	
Pos	Rider	Time	Rider	Time	Rider	Time	Rider	Time	Pos	Rider	IT	BT	
1	M.GONZALEZ	22.043	J.ROBERTS	21.365	S.GARCIA	26.328	M.GONZALEZ	24.799	1	S.GARCIA	1'34.789	1'35.095	(2)
2	T.ARBOLINO	22.060	S.CHANTRA	21.383	J.ALCOBA	26.483	J.ALCOBA	24.931	2	M.GONZALEZ	1'34.821	1'34.868	(1)
3	F.ALDEGUER	22.108	S.GARCIA	21.386	A.OGURA	26.496	A.LOPEZ	24.932	3	A.LOPEZ	1'35.045	1'35.240	(6)
4	S.GARCIA	22.112	M.RAMIREZ	21.402	M.RAMIREZ	26.512	J.ROBERTS	24.956	4	J.ROBERTS	1'35.058	1'35.222	(4)
5	A.LOPEZ	22.124	M.GONZALEZ	21.406	A.LOPEZ	26.513	S.GARCIA	24.963	5	M.RAMIREZ	1'35.097	1'35.319	(8)
6	Z.VD GOORBER	22.148	J.ALCOBA	21.420	F.SALAC	26.521	F.SALAC	24.974	6	J.ALCOBA	1'35.110	1'35.110	(3)
7	A.CANET	22.154	I.GUEVARA	21.422	J.ROBERTS	26.536	S.CHANTRA	25.000	7	F.ALDEGUER	1'35.191	1'35.338	(9)
8	D.ÖNCÜ	22.169	T.ARBOLINO	21.467	F.ALDEGUER	26.551	M.RAMIREZ	25.004	8	T.ARBOLINO	1'35.196	1'35.346	(10)
9	F.SALAC	22.178	Z.VD GOORBER	21.468	J.DIXON	26.567	A.OGURA	25.018	9	S.CHANTRA	1'35.231	1'35.231	(5)
10	M.RAMIREZ	22.179	A.LOPEZ	21.476	M.GONZALEZ	26.573	F.ALDEGUER	25.019	10	F.SALAC	1'35.257	1'35.308	(7)
11	J.DIXON	22.184	B.BALTUS	21.478	A.CANET	26.581	A.ARENAS	25.023	11	A.OGURA	1'35.301	1'35.356	(11)
12	A.OGURA	22.193	D.BINDER	21.490	T.ARBOLINO	26.614	J.MASIA	25.045	12	Z.VD GOORBE	1'35.357	1'35.545	(15)
13	A.ARENAS	22.199	S.AGIUS	21.496	J.MASIA	26.617	T.ARBOLINO	25.055	13	J.DIXON	1'35.380	1'35.456	(12)
14	J.ROBERTS	22.201	F.ALDEGUER	21.513	S.CHANTRA	26.624	A.CANET	25.057	14	B.BALTUS	1'35.403	1'35.524	(14)
15	A.SASAKI	22.222	J.DIXON	21.551	B.BALTUS	26.629	B.BALTUS	25.072	15	A.CANET	1'35.463	1'35.657	(16)
16	B.BALTUS	22.224	A.ARENAS	21.560	I.GUEVARA	26.644	J.DIXON	25.078	16	A.ARENAS	1'35.472	1'35.496	(13)
17	S.CHANTRA	22.224	A.SASAKI	21.578	S.AGIUS	26.658	Z.VD GOORBER	25.079	17	I.GUEVARA	1'35.550	1'35.694	(17)
18	S.AGIUS	22.235	F.SALAC	21.584	Z.VD GOORBER	26.662	D.BINDER	25.086	18	D.BINDER	1'35.557	1'35.967	(21)
19	J.MASIA	22.275	D.ÖNCÜ	21.592	D.ÖNCÜ	26.681	I.GUEVARA	25.121	19	S.AGIUS	1'35.572	1'35.789	(19)
20	J.ALCOBA	22.276	A.OGURA	21.594	A.ARENAS	26.690	D.ÖNCÜ	25.137	20	D.ÖNCÜ	1'35.579	1'35.963	(20)
21	D.BINDER	22.289	D.MUÑOZ	21.633	D.BINDER	26.692	S.AGIUS	25.183	21	J.MASIA	1'35.592	1'35.734	(18)
22	I.GUEVARA	22.363	J.MASIA	21.655	D.FOGGIA	26.767	D.FOGGIA	25.195	22	D.FOGGIA	1'36.007	1'36.112	(22)
23	D.FOGGIA	22.374	A.CANET	21.671	A.SASAKI	26.790	D.MUÑOZ	25.268	23	A.SASAKI	1'36.116	1'36.441	(23)
24	D.MUÑOZ	22.428	D.FOGGIA	21.671	D.MUÑOZ	26.849	X.CARDELUS	25.415	24	D.MUÑOZ	1'36.178	1'36.568	(24)

These data/results cannot be reproduced, stored and/or transmitted in whole or in part by any manner of electronic, mechanical, photocopying, recording, broadcasting or otherwise now known or herein after developed without the previous express consent by the copyright owner, except for reproduction in daily press and regular printed publications on sale to the public within 60 days of the event related to those data/results and always provided that copyright symbol appears together as follows below.  
© DORNA, 2024

Official MotoGP Timing by **TISSOT**  
www.motogp.com



Le Mans

Results and timing service provided by  TISSOT

4185 m.

## MICHELIN® GRAND PRIX DE FRANCE

## Practice Nr. 2

## Best Partial Times

Moto2™


*IT* Ideal Lap Time, sum of the best partial times*BT* Best Lap Time

<i>T1</i>		<i>T2</i>		<i>T3</i>		<i>T4</i>				<i>IT</i>	<i>BT</i>	
<i>Pos</i>	<i>Rider</i>	<i>Time</i>	<i>Rider</i>	<i>Time</i>	<i>Rider</i>	<i>Time</i>	<i>Rider</i>	<i>Time</i>	<i>Pos</i>	<i>Rider</i>		
25	D.MOREIRA	22.503	D.MOREIRA	21.829	J.NAVARRO	26.904	A.SASAKI	25.526	25	X.CARDELUS	1'36.677	1'36.936 (25)
26	X.CARDELUS	22.515	X.CARDELUS	21.832	D.MOREIRA	26.905	X.ARTIGAS	25.590	26	D.MOREIRA	1'36.849	1'37.164 (28)
27	J.NAVARRO	22.539	X.ARTIGAS	21.846	X.CARDELUS	26.915	D.MOREIRA	25.612	27	J.NAVARRO	1'36.941	1'37.087 (26)
28	X.ARTIGAS	22.662	J.NAVARRO	21.866	X.ARTIGAS	26.988	J.NAVARRO	25.632	28	X.ARTIGAS	1'37.086	1'37.147 (27)

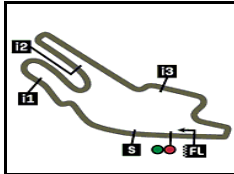
These data/results cannot be reproduced, stored and/or transmitted in whole or in part by any manner of electronic, mechanical, photocopying, recording, broadcasting or otherwise now known or herein after developed without the previous express consent by the copyright owner, except for reproduction in daily press and regular printed publications on sale to the public within 60 days of the event related to those data/results and always provided that copyright symbol appears together as follows below.  
© DORNA, 2024

Official MotoGP Timing by TISSOT  
www.motogp.com

Le Mans

Results and timing service provided by 

Moto2™




4185 m.

## MICHELIN® GRAND PRIX DE FRANCE

## Practice Nr. 2

## Fastest Laps Sequence

<i>Practice Time</i>	 <i>Rider</i>	<i>Nation</i>	<i>Motorcycle</i>	<i>Time</i>	<i>Km/h</i>	<i>Rider's Lap</i>
<b>3'28.963</b>	54 <b>Fermin ALDEGUER</b>	SPA	BOSCOSCURO	<b>1'37.174</b>	155.0	2
<b>3'29.476</b>	12 <b>Filip SALAC</b>	CZE	KALEX	<b>1'37.112</b>	155.1	2
<b>3'29.693</b>	24 <b>Marcos RAMIREZ</b>	SPA	KALEX	<b>1'36.322</b>	156.4	2
<b>4'00.793</b>	18 <b>Manuel GONZALEZ</b>	SPA	KALEX	<b>1'35.877</b>	157.1	2
<b>5'05.135</b>	24 <b>Marcos RAMIREZ</b>	SPA	KALEX	<b>1'35.442</b>	157.8	3
<b>8'18.062</b>	24 <b>Marcos RAMIREZ</b>	SPA	KALEX	<b>1'35.429</b>	157.8	5
<b>10'27.516</b>	3 <b>Sergio GARCIA</b>	SPA	BOSCOSCURO	<b>1'35.095</b>	158.4	6
<b>23'06.366</b>	18 <b>Manuel GONZALEZ</b>	SPA	KALEX	<b>1'34.868</b>	158.8	10

These data/results cannot be reproduced, stored and/or transmitted in whole or in part by any manner of electronic, mechanical, photocopying, recording, broadcasting or otherwise now known or herein after developed without the previous express consent by the copyright owner, except for reproduction in daily press and regular printed publications on sale to the public within 60 days of the event related to those data/results and always provided that copyright symbol appears together as follows below.

© DORNA, 2024

Official MotoGP Timing by TISSOT  
www.motogp.com



Le Mans, Saturday, May 11, 2024