
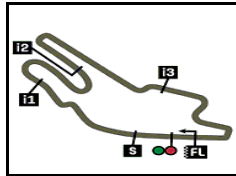


Le Mans

Results and timing service provided by 

MotoGP™



4185 m.

MICHELIN® GRAND PRIX DE FRANCE

Free Practice Nr. 2

Classification

10



	Rider	Nation	Team	Motorcycle	Time	Lap	Total	Gap	Top Speed
1	12 Maverick VIÑALES	SPA	Aprilia Racing	APRILIA	1'31.033	13	14		314.5
2	1 Francesco BAGNAIA	ITA	Ducati Lenovo Team	DUCATI	1'31.105	13	14	0.072 0.072	315.5
3	23 Enea BASTIANINI	ITA	Ducati Lenovo Team	DUCATI	1'31.236	12	13	0.203 0.131	316.5
4	89 Jorge MARTIN	SPA	Prima Pramac Racing	DUCATI	1'31.249	12	16	0.216 0.013	316.5
5	73 Alex MARQUEZ	SPA	Gresini Racing MotoGP	DUCATI	1'31.266	6	10	0.233 0.017	315.5
6	93 Marc MARQUEZ	SPA	Gresini Racing MotoGP	DUCATI	1'31.343	13	15	0.310 0.077	315.5
7	41 Aleix ESPARGARO	SPA	Aprilia Racing	APRILIA	1'31.386	6	12	0.353 0.043	314.5
8	43 Jack MILLER	AUS	Red Bull KTM Factory Racing	KTM	1'31.399	5	15	0.366 0.013	316.5
9	25 Raul FERNANDEZ	SPA	Trackhouse Racing	APRILIA	1'31.403	11	12	0.370 0.004	311.6
10	21 Franco MORBIDELLI	ITA	Prima Pramac Racing	DUCATI	1'31.419	14	16	0.386 0.016	313.5
11	31 Pedro ACOSTA	SPA	Red Bull GASGAS Tech3	KTM	1'31.427	6	16	0.394 0.008	319.6
12	37 Augusto FERNANDEZ	SPA	Red Bull GASGAS Tech3	KTM	1'31.427	11	14	0.394	316.5
13	49 Fabio DI GIANNANTONIO	ITA	Pertamina Enduro VR46 Racing Te	DUCATI	1'31.443	12	15	0.410 0.016	315.5
14	20 Fabio QUARTARARO	FRA	Monster Energy Yamaha MotoGP	YAMAHA	1'31.466	6	15	0.433 0.023	314.5
15	88 Miguel OLIVEIRA	POR	Trackhouse Racing	APRILIA	1'31.556	6	15	0.523 0.090	312.6
16	33 Brad BINDER	RSA	Red Bull KTM Factory Racing	KTM	1'31.678	6	14	0.645 0.122	316.5
17	72 Marco BEZZECCHI	ITA	Pertamina Enduro VR46 Racing Te	DUCATI	1'31.684	13	15	0.651 0.006	318.5
18	30 Takaaki NAKAGAMI	JPN	IDEMITSU Honda LCR	HONDA	1'31.692	13	15	0.659 0.008	313.5
19	36 Joan MIR	SPA	Repsol Honda Team	HONDA	1'31.813	6	14	0.780 0.121	310.6
20	42 Alex RINS	SPA	Monster Energy Yamaha MotoGP	YAMAHA	1'32.054	4	14	1.021 0.241	316.5
21	5 Johann ZARCO	FRA	CASTROL Honda LCR	HONDA	1'32.085	14	15	1.052 0.031	310.6
22	10 Luca MARINI	ITA	Repsol Honda Team	HONDA	1'32.775	12	14	1.742 0.690	313.5

Practice condition: Dry

Air: 19°

Humidity: 59%

Ground: 26°

Fastest Lap:	Lap: 13	Maverick VIÑALES	1'31.033	165.5 Km/h
Best Race Lap:	2022	Francesco BAGNAIA	1'31.778	164.1 Km/h
All Time Lap Record:	2024	Jorge MARTIN	1'30.388	166.6 Km/h

The results are provisional until the end of the limit for protest and appeals.

Time limit for protest expires 60' after publication of the results - Time:

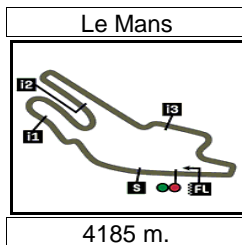
These data/results cannot be reproduced, stored and/or transmitted in whole or in part by any manner of electronic, mechanical, photocopying, recording, broadcasting or otherwise now known or herein after developed without the previous express consent by the copyright owner, except for reproduction in daily press and regular printed publications on sale to the public within 60 days of the event related to those data/results and always provided that copyright symbol appears together as follows below.

© DORNA, 2024

Official MotoGP Timing by TISSOT
www.motogp.com



Le Mans, Saturday, May 11, 2024



Results and timing service provided by **TISSOT**

MotoGP™

MICHELIN® GRAND PRIX DE FRANCE

Free Practice Nr. 2

Top Speed & Average

12



Rider	Nation	Motorcycle	Top 5 speeds					Average	Top
31 Pedro ACOSTA	SPA	KTM	319.6	318.5	318.5	318.5	318.5	318.7	319.6
72 Marco BEZZECCHI	ITA	DUCATI	318.5	318.5	317.5	316.5	316.5	317.1	318.5
23 Enea BASTIANINI	ITA	DUCATI	316.5	316.5	316.5	316.5	316.5	316.5	316.5
33 Brad BINDER	RSA	KTM	316.5	316.5	316.5	315.5	315.5	316.0	316.5
37 Augusto FERNANDEZ	SPA	KTM	316.5	315.5	314.5	313.5	312.6	314.2	316.5
42 Alex RINS	SPA	YAMAHA	316.5	314.5	314.5	314.5	313.5	314.3	316.5
43 Jack MILLER	AUS	KTM	316.5	316.5	316.5	315.5	315.5	316.1	316.5
89 Jorge MARTIN	SPA	DUCATI	316.5	315.5	314.5	314.5	313.5	314.7	316.5
1 Francesco BAGNAIA	ITA	DUCATI	315.5	315.5	315.5	315.5	314.5	314.9	315.5
49 Fabio DI GIANNANTONIO	ITA	DUCATI	315.5	314.5	313.5	313.5	313.5	314.1	315.5
73 Alex MARQUEZ	SPA	DUCATI	315.5	313.5	313.5	313.5	312.6	313.4	315.5
93 Marc MARQUEZ	SPA	DUCATI	315.5	315.5	314.5	314.5	313.5	314.4	315.5
12 Maverick VIÑALES	SPA	APRILIA	314.5	312.6	311.6	311.6	311.6	312.4	314.5
20 Fabio QUARTARARO	FRA	YAMAHA	314.5	314.5	314.5	313.5	313.5	313.9	314.5
41 Aleix ESPARGARO	SPA	APRILIA	314.5	313.5	312.6	312.6	311.6	312.6	314.5
10 Luca MARINI	ITA	HONDA	313.5	312.6	310.6	310.6	310.6	311.6	313.5
21 Franco MORBIDELLI	ITA	DUCATI	313.5	313.5	313.5	313.5	312.6	313.1	313.5
30 Takaaki NAKAGAMI	JPN	HONDA	313.5	311.6	311.6	311.6	311.6	311.9	313.5
88 Miguel OLIVEIRA	POR	APRILIA	312.6	312.6	311.6	311.6	311.6	311.9	312.6
25 Raul FERNANDEZ	SPA	APRILIA	311.6	311.6	311.6	310.6	310.6	311.0	311.6
5 Johann ZARCO	FRA	HONDA	310.6	310.6	309.6	309.6	309.6	309.9	310.6
36 Joan MIR	SPA	HONDA	310.6	310.6	310.6	309.6	309.6	310.2	310.6

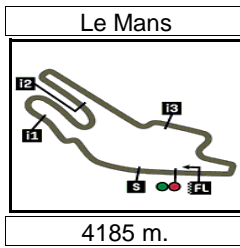
These data/results cannot be reproduced, stored and/or transmitted in whole or in part by any manner of electronic, mechanical, photocopying, recording, broadcasting or otherwise now known or herein after developed without the previous express consent by the copyright owner, except for reproduction in daily press and regular printed publications on sale to the public within 60 days of the event related to those data/results and always provided that copyright symbol appears together as follows below.

© DORNA, 2024

Official MotoGP Timing by **TISSOT**
www.motogp.com



Le Mans, Saturday, May 11, 2024



Results and timing service provided by TISSOT

MotoGP™

MICHELIN® GRAND PRIX DE FRANCE

Free Practice Nr. 2

Chronological Analysis of Performances

13

* Lap / Sector time cancelled

T1 Time from finish line to 1st intermediate

T3 Time from 2nd intermed. to 3rd intermed.

P Crossing the finish line in pit lane

T2 Time from 1st intermed. to 2nd intermed.

T4 Time from 3rd intermediate to finish line

**Tyre data subject to further updates

Lap	Lap Time	T1	T2	T3	T4	Speed	Lap	Lap Time	T1	T2	T3	T4	Speed
1st 12 Maverick VIÑALES APRILIA SPA Aprilia Racing Runs=2 Total laps=14 Full laps=11 Valid laps=11							3rd 23 Enea BASTIANINI DUCATI ITA Ducati Lenovo Team Runs=2 Total laps=13 Full laps=9 Valid laps=8						
Run # 1	Front Tyre	Slick-Soft	Rear Tyre	Slick-Soft			Run # 1	Front Tyre	Slick-Medium	Rear Tyre	Slick-Soft		
		5 Laps at start			5 Laps at start				New Tyre			3 Laps at start	
1	2'26.981	15.152	22.514	27.085	25.498		1	2'00.060	15.115	22.756	26.755	25.702	
2	1'33.811	21.821	21.321	25.795	24.874	306.8	2	1'36.486 *	21.737	21.471			313.5
3	1'32.464	21.129	21.204	25.504	24.627	309.6	3	1'32.673	21.207	21.266	25.554	24.646	316.5
4	1'31.812	21.099	21.145	25.215	24.353	309.6	4	1'31.839	21.011	21.064	25.254	24.510	316.5
5	1'31.768	20.881	21.015	25.293	24.579	312.6	5	1'31.910	21.099	21.016	25.301	24.494	316.5
6	1'31.570	21.085	21.024	25.165	24.296	310.6	6	1'31.494	20.765	21.047	25.240	24.442	316.5
7	1'31.404	20.941	21.036	25.066	24.361	311.6	7	1'38.915 P	22.806	22.330	25.597*	28.182	316.5
8	1'31.339	20.888	21.018	25.091	24.342	311.6	Run # 2	Front Tyre	Slick-Medium	Rear Tyre	Slick-Soft		
9	1'31.531	20.826	21.025	25.187	24.493	311.6			7 Laps at start			10 Laps at start	
10	1'37.864 P	20.915	21.070	26.012*	29.867	310.6	8	9'01.291	15.823	21.876	25.737	24.697	
Run # 2	Front Tyre	Slick-Soft	Rear Tyre	Slick-Soft			9	1'31.709	20.853	21.138	25.249	24.469	313.5
		3 Laps at start			3 Laps at start		10	1'34.555	20.792	21.144	28.066	24.553	313.5
11	9'47.856	17.046	22.543	26.101	24.898		11	1'31.317	20.781	21.025	25.184	24.327	315.5
12	1'31.879	20.978	21.138	25.212	24.551	310.6	12	1'31.236	20.670	21.016	25.183	24.367	314.5
13	1'31.033	20.719	21.008	25.015	24.291	310.6	13	1'37.646 P	21.626	21.546	25.792	28.682	315.5
14	1'32.407	21.171	21.010	25.449	24.777	314.5	Run # 2	Front Tyre	Slick-Soft	Rear Tyre	Slick-Soft		
2nd 1 Francesco BAGNAIA DUCATI ITA Ducati Lenovo Team Runs=3 Total laps=14 Full laps=9 Valid laps=8							4th 89 Jorge MARTIN DUCATI SPA Prima Pramac Racing Runs=2 Total laps=16 Full laps=12 Valid laps=11						
Run # 1	Front Tyre	Slick-Medium	Rear Tyre	Slick-Soft			Run # 1	Front Tyre	Slick-Medium	Rear Tyre	Slick-Soft		
		8 Laps at start			4 Laps at start				8 Laps at start			5 Laps at start	
1	2'02.492	15.546	22.596	26.377	25.177		1	2'29.140	15.848	22.690	26.326	25.265	
2	1'33.334	21.573	21.346	25.619	24.796	315.5	2	1'32.734	21.495	21.332	25.361	24.546	310.6
3	1'32.711	21.223	21.286	25.588	24.614	315.5	3	1'32.091	21.103	21.190	25.260	24.538	313.5
4	1'32.010	21.036	21.107	25.412	24.455	315.5	4	1'31.689	21.040	21.037	25.289	24.323	316.5
5	1'31.690	21.013	20.994	25.239	24.444	314.5	5	1'36.497	20.992	20.973	25.191	29.341	314.5
6	1'31.315	20.866	20.977	25.133	24.339	315.5	6	1'31.424	20.953	20.961	25.142	24.368	314.5
7	1'40.230 P	24.021*	22.616	25.943*	27.650	314.5	7	1'31.554	20.913	21.048	25.198	24.395	315.5
Run # 2	Front Tyre	Slick-Medium	Rear Tyre	Slick-Soft			8	1'37.717 P	21.497	22.081	25.433	28.706	313.5
		15 Laps at start			11 Laps at start		Run # 2	Front Tyre	Slick-Soft	Rear Tyre	Slick-Soft		
8	5'38.101 *	17.037	22.915	26.180	25.583*				15 Laps at start			13 Laps at start	
9	1'33.378 *	21.356	21.205	25.869	24.948*	309.6	9	7'11.524	17.183	22.335	28.726	24.830	
10	1'36.742 P	21.174	21.283	25.569	28.716	312.6	10	1'31.667	21.173	21.088	25.151	24.255	309.6
Run # 3	Front Tyre	Slick-Medium	Rear Tyre	Slick-Soft			11	1'31.494	20.950	21.049	25.156	24.339	312.6
		18 Laps at start			14 Laps at start		12	1'31.249	20.871	20.977	25.023	24.378	312.6
11	5'26.173	17.684	22.415	25.871	24.730		13	1'36.046 *	22.973	22.673	25.813	24.587*	245.0
12	1'32.191	21.239	21.169	25.314	24.469	314.5	14	1'34.299	21.099	21.021	27.603	24.576	311.6
13	1'31.105	20.907	20.915	25.075	24.208	314.5	15	1'31.404	20.938	21.042	25.032	24.392	311.6
14	1'31.792	21.014	20.995	25.325	24.458	314.5	16	1'34.326 P	20.777	21.006	25.070	27.473	312.6

Fastest Lap: Maverick VIÑALES Aprilia Racing SPA **1'31.033** 20.719 21.008 25.015 24.291

These data/results cannot be reproduced, stored and/or transmitted in whole or in part by any manner of electronic, mechanical, photocopying, recording, broadcasting or otherwise now known or herein after developed without the previous express consent by the copyright owner, except for reproduction in daily press and regular printed publications on sale to the public within 60 days of the event related to those data/results and always provided that copyright symbol appears together as follows below.
© DORNA, 2024



Free Practice Nr. 2

MotoGP

Lap	Lap Time	T1	T2	T3	T4	Speed	Lap	Lap Time	T1	T2	T3	T4	Speed		
5th	73	Alex MARQUEZ		DUCATI		SPA	Run # 2	Front Tyre Slick-Soft		Rear Tyre Slick-Soft					
Gresini Racing MotoGP							8 Laps at start			12 Laps at start					
Runs=2 Total laps=10 Full laps=7 Valid laps=10							9	12'30.000	15.983	22.360	26.064	25.253			
Run # 1	Front Tyre Slick-Medium		Rear Tyre Slick-Soft				10	1'32.390	21.328	21.060	25.566	24.436	314.5		
New Tyre			3 Laps at start					11	1'31.590	20.836	21.009	25.205	24.540	313.5	
1	1'41.324	15.088	22.670	26.630	25.561			12	1'35.266	20.896	21.934	26.868	25.568	312.6	
2	1'33.646	21.644	21.477	25.729	24.796	312.6									
3	1'32.232	21.135	21.239	25.329	24.529	313.5									
4	1'32.121	21.049	21.229	25.254	24.589	312.6									
5	1'31.745	20.989	21.083	25.295	24.378	315.5									
6	1'31.266	20.814	20.968	25.164	24.320	313.5									
unfinished							21.337	21.125							
Run # 2	Front Tyre Slick-Soft		Rear Tyre Slick-Soft												
4 Laps at start			4 Laps at start												
7	1'32.719	17.485	22.986	26.916	25.332										
8	1'32.618	21.259	21.188	25.450	24.721	310.6									
9	1'32.042	21.027	21.141	25.307	24.567	310.6									
10	1'31.626	20.918	21.099	25.157	24.452	312.6									
6th	93	Marc MARQUEZ		DUCATI		SPA	Run # 2	Front Tyre Slick-Soft		Rear Tyre Slick-Soft					
Gresini Racing MotoGP							14 Laps at start			10 Laps at start					
Runs=2 Total laps=15 Full laps=11 Valid laps=11							7	8'07.223	18.715	22.042	25.655	24.643			
Run # 1	Front Tyre Slick-Medium		Rear Tyre Slick-Soft				8	1'31.919	21.254	21.092	25.171	24.402	312.6		
New Tyre			4 Laps at start					9	1'39.392	20.994	21.472	25.725	31.201	313.5	
1	1'40.331	15.035	22.399	26.611	25.447			10	1'32.508	21.063	21.599	25.363	24.483	314.5	
2	1'33.158	21.448	21.339	25.673	24.698	310.6			11	1'31.732	20.925	21.126	25.221	24.460	313.5
3	1'31.872	21.072	21.181	25.243	24.376	312.6			12	1'31.748	20.895	21.047	25.222	24.584	313.5
4	1'33.577	20.888	20.981	26.908	24.800	312.6			13	1'39.154	21.458	27.327	25.831	24.538	314.5
5	1'31.456	20.891	21.024	25.285	24.256	312.6			14	1'31.615	21.005	21.015	25.120	24.475	314.5
6	1'31.428	20.885	21.036	25.210	24.297	312.6			15	1'31.831	21.002	21.176	25.200	24.453	316.5
7	1'41.601 P	22.142	22.324	29.015	28.120	313.5									
Run # 2	Front Tyre Slick-Medium		Rear Tyre Slick-Soft												
7 Laps at start			11 Laps at start												
8	6'03.913	15.977	22.214	26.217	25.238										
9	1'33.563	21.418	21.383	25.746	25.016	312.6									
10	1'32.021	20.983	21.144	25.291	24.603	313.5									
11	1'31.605	20.964	21.016	25.204	24.421	315.5									
12	1'33.278	20.850	20.974	26.685	24.769	314.5									
13	1'31.343	20.881	21.005	25.152	24.305	315.5									
14	1'31.562	20.910	21.006	25.339	24.307	314.5									
15	1'44.770 P	23.067	23.389	29.358	28.956	313.5									
7th	41	Aleix ESPARGARO		APRILIA		SPA	Run # 2	Front Tyre Slick-Soft		Rear Tyre Slick-Soft					
Aprilia Racing							13 Laps at start			5 Laps at start					
Runs=2 Total laps=12 Full laps=9 Valid laps=9							9	9'40.268	18.160	22.113	26.245	24.937			
Run # 1	Front Tyre Slick-Soft		Rear Tyre Slick-Soft				10	1'32.316	21.284	21.054	25.561	24.417	310.6		
New Tyre			4 Laps at start					11	1'31.403	21.025	20.978	25.170	24.230	310.6	
1	2'18.889	16.128	23.045	26.831	25.679			12	1'38.765 P	20.989	20.958	27.888	28.930	311.6	
2	1'34.038	21.872	21.691	25.669	24.806	311.6									
3	1'32.803	21.466	21.098	25.490	24.749	311.6									
4	1'34.342	21.153	22.604	25.768	24.817	310.6									
5	1'31.800	20.950	21.087	25.310	24.453	308.7									
6	1'31.386	20.876	20.952	25.134	24.424	311.6									
7	1'31.464	20.810	21.025	25.179	24.450	312.6									
8	1'42.837 P	23.102*	22.495	27.267	29.973	310.6									
10th	21	Franco MORBIDELLI		DUCATI		ITA	Run # 1	Front Tyre Slick-Soft		Rear Tyre Slick-Soft					
Prima Pramac Racing							New Tyre			4 Laps at start					
Runs=2 Total laps=16 Full laps=13 Valid laps=13							1	1'43.937	15.493	22.900	26.645	25.304			
New Tyre			4 Laps at start					2	1'33.753	21.723	21.475	25.855	24.700	306.8	

Fastest Lap: Maverick VIÑALES Aprilia Racing SPA **1'31.033** 20.719 21.008 25.015 24.291

These data/results cannot be reproduced, stored and/or transmitted in whole or in part by any manner of electronic, mechanical, photocopying, recording, broadcasting or otherwise now known or herein after developed without the previous express consent by the copyright owner, except for reproduction in daily press and regular printed publications on sale to the public within 60 days of the event related to those data/results and always provided that copyright symbol appears together as follows below.
© DORNA, 2024

Official MotoGP Timing by TISSOT
www.motogp.com



Le Mans, Saturday, May 11, 2024

Page 2 of 5

Free Practice Nr. 2

MotoGP

Lap	Lap Time	T1	T2	T3	T4	Speed	Lap	Lap Time	T1	T2	T3	T4	Speed
3	1'32.547	21.325	21.273	25.511	24.438	309.6	9	8'20.484	15.004	22.216	26.126	28.099	
4	1'31.975	21.271	21.056	25.290	24.358	309.6	10	1'31.959	21.168	21.068	25.420	24.303	315.5
5	1'31.803	21.077	21.021	25.277	24.428	311.6	11	1'31.427	21.003	20.953	25.208	24.263	314.5
6	1'31.531	21.044	20.997	25.093	24.397	311.6	12	1'31.530	21.025	20.986	25.174	24.345	316.5
7	1'40.060 P	22.886	22.740	26.040	28.394	312.6	13	1'31.815	21.067	21.030	25.280	24.438	313.5

Run #	2	Front Tyre	Slick-Soft	Rear Tyre	Slick-Soft
		7 Laps at start		11 Laps at start	
8	6'58.864	17.110	22.053	26.008	24.881
9	1'32.318	21.217	21.148	25.371	24.582
10	1'31.790	21.043	21.071	25.266	24.410
11	1'35.278	22.742	22.401	25.575	24.560
12	1'31.706	21.007	20.993	25.208	24.498
13	1'39.271	20.992	25.487	28.163	24.629
14	1'31.419	21.043	20.905	25.127	24.344
15	1'37.244	20.939	23.033	28.593	24.679
16	1'32.200	21.286	21.028	25.372	24.514

11th 31 **Pedro ACOSTA** KTM SPA
Red Bull GASGAS Tech3
Runs=2 Total laps=16 Full laps=13 Valid laps=10

Run #	1	Front Tyre	Slick-Soft	Rear Tyre	Slick-Soft
		9 Laps at start		4 Laps at start	
1	1'53.568	15.888	22.898	26.446	25.372
2	1'32.958	21.161	21.528	25.608	24.661
3	1'32.342	21.141	21.221	25.505	24.475
4	1'31.917	21.028	21.130	25.280	24.479
5	1'35.488 *	22.305*	22.122	26.008	25.053
6	1'31.427	20.885	21.078	25.147	24.317
7	1'40.517 P	21.152	23.123		318.5

Run #	2	Front Tyre	Slick-Soft	Rear Tyre	Slick-Soft
		16 Laps at start		11 Laps at start	
8	6'51.869	14.732	22.512	25.961	25.290
9	1'32.176	21.164	21.245	25.379	24.388
10	1'32.933	20.887	21.112	26.613	24.321
11	1'31.582	20.858	21.114	25.294	24.316
12	1'31.548	20.825	21.126	25.123	24.474
13	1'31.882	20.826	21.125	25.193	24.738
14	1'33.985 *	20.893	21.126		316.5
15	1'31.454	20.856	21.065	25.241	24.292
16	1'36.063 *	23.154*	22.092	25.806	25.011

12th 37 **Augusto FERNANDEZ** KTM SPA
Red Bull GASGAS Tech3
Runs=2 Total laps=14 Full laps=10 Valid laps=9

Run #	1	Front Tyre	Slick-Soft	Rear Tyre	Slick-Soft
		7 Laps at start		4 Laps at start	
1	1'54.133	15.896	22.853	26.643	25.107
2	1'33.210	21.491	21.290	25.780	24.649
3	1'32.338	21.131	21.160	25.553	24.494
4	1'32.070	21.244	20.985	25.511	24.330
5	1'37.303	23.171	21.838	27.232	25.062
6	1'31.878	21.136	20.993	25.448	24.301
7	1'31.874 *	21.087	20.960	25.500*	24.327
8	1'42.688 P	24.411*	23.200	27.222	27.855

Run #	2	Front Tyre	Slick-Soft	Rear Tyre	Slick-Soft
		9 Laps at start		12 Laps at start	

13th 49 **Fabio DI GIANNANTONI** DUCATI ITA
Pertamina Enduro VR46 Racing Team
Runs=3 Total laps=15 Full laps=10 Valid laps=10

Run #	1	Front Tyre	Slick-Soft	Rear Tyre	Slick-Soft
		17 Laps at start		15 Laps at start	
1	1'51.831	15.555	22.539	26.292	25.364
2	1'33.265	21.327	21.348	25.736	24.854
3	1'36.573 P	21.665	21.173	25.394	28.341

Run #	2	Front Tyre	Slick-Soft	Rear Tyre	Slick-Soft
		New Tyre		4 Laps at start	
4	2'06.766	15.320	23.831	26.173	24.995
5	1'32.289	21.289	21.070	25.374	24.556
6	1'31.786	21.111	20.926	25.284	24.465
7	1'31.741	21.057	20.937	25.287	24.460
8	1'39.408 P	23.329*	21.927	25.609	28.543

Run #	3	Front Tyre	Slick-Medium	Rear Tyre	Slick-Soft
		10 Laps at start		9 Laps at start	
9	7'27.786	17.709	22.134	25.996	24.944
10	1'32.125	21.303	20.994	25.289	24.539
11	1'31.693	20.984	20.969	25.276	24.464
12	1'31.443	20.849	21.053	25.170	24.371
13	1'37.440	21.504	25.464	25.788	24.684
14	1'31.726	20.949	20.986	25.271	24.520
15	1'31.737	20.997	21.022	25.237	24.481

14th 20 **Fabio QUARTARARO** YAMAHA FRA
Monster Energy Yamaha MotoGP Team
Runs=2 Total laps=15 Full laps=11 Valid laps=10

Run #	1	Front Tyre	Slick-Medium	Rear Tyre	Slick-Soft
		9 Laps at start		4 Laps at start	
1	2'58.911	15.651	23.064	26.833	25.391
2	1'33.005	21.553	21.318	25.531	24.603
3	1'33.792	21.204	21.155	26.777	24.656
4	1'31.964	21.069	21.028	25.397	24.470
5	1'31.700	21.037	21.024	25.245	24.394
6	1'31.466	20.946	20.974	25.206	24.340
7	1'37.780 P	20.902	21.044	28.317	27.517

Run #	2	Front Tyre	Slick-Medium	Rear Tyre	Slick-Soft
		16 Laps at start		4 Laps at start	
8	8'18.079	16.220	22.384	26.569	25.276
9	1'33.103	21.551	21.286	25.644	24.622
10	1'32.009	21.088	21.057	25.358	24.506
11	1'31.661	21.012	20.963	25.279	24.407
12	1'34.904	20.969	20.973	27.885	25.077
13	1'32.208	21.002	21.002	25.758	24.446
14	1'35.183 *	20.925	21.057		314.5
15	1'39.000 P	20.940	21.048	27.694	29.318

Fastest Lap: Maverick VIÑALES Aprilia Racing SPA 1'31.033 20.719 21.008 25.015 24.291

These data/results cannot be reproduced, stored and/or transmitted in whole or in part by any manner of electronic, mechanical, photocopying, recording, broadcasting or otherwise now known or herein after developed without the previous express consent by the copyright owner, except for reproduction in daily press and regular printed publications on sale to the public within 60 days of the event related to those data/results and always provided that copyright symbol appears together as follows below.
© DORNA, 2024



Free Practice Nr. 2

MotoGP

Lap	Lap Time	T1	T2	T3	T4	Speed	Lap	Lap Time	T1	T2	T3	T4	Speed	
15th	88	Miguel OLIVEIRA				APRILIA	POR							
		Trackhouse Racing												
		Runs=3	Total laps=15	Full laps=9	Valid laps=8									
Run #	1	Front Tyre	Slick-Soft	Rear Tyre	Slick-Soft		Run #	2	Front Tyre	Slick-Soft	Rear Tyre	Slick-Soft		
		5 Laps at start							New Tyre				5 Laps at start	
1	2'12.743	15.029	22.821	26.808	25.562		4	2'06.863	15.298	23.386	26.774	25.216		
2	1'33.156	21.735	21.346	25.425	24.650	309.6	5	1'32.409	21.134	21.255	25.381	24.639	316.5	
3	1'32.297	21.290	21.182	25.466	24.359	307.7	6	1'31.789	20.980	<u>21.030</u>	25.273	24.506	316.5	
4	1'31.649	21.131	20.949	25.310	<u>24.259</u>	<u>312.6</u>	7	1'33.046	20.944	21.062	26.347	24.693	317.5	
5	1'31.666	21.117	20.959	25.222	24.368	311.6	8	1'31.718	20.959	21.099	<u>25.129</u>	24.531	315.5	
6	<u>1'31.556</u>	<u>20.982</u>	<u>20.945</u>	25.298	24.331	311.6	9	1'41.265 P	23.161*	22.159			316.5	
7	1'43.037 P	25.163*	22.988	26.970*	27.916	304.0	Run #	3	Front Tyre	Slick-Soft	Rear Tyre	Slick-Soft		
		12 Laps at start							6 Laps at start				11 Laps at start	
8	7'00.553 *	17.759	21.945	25.922	24.804*		10	8'00.442	16.282	21.773	25.654	25.092		
9	1'32.096 *	21.355	21.108	25.224	24.409*	311.6	11	1'32.815	21.090	21.489	25.590	24.646	313.5	
10	1'33.612	21.483	21.973	25.552	24.604	311.6	12	1'31.887	21.086	21.104	25.189	24.508	315.5	
11	1'31.852	21.276	21.030	25.157	24.389	311.6	13	<u>1'31.684</u>	<u>20.925</u>	21.031	25.143	24.585	316.5	
12	1'38.258 P	23.723	22.420	25.586	26.529	312.6	14	1'36.563 *	25.191*	21.563	25.353	<u>24.456</u>	315.5	
		17 Laps at start					15	1'39.445 *	20.949	21.096				318.5
13	3'21.454 *	14.944	21.455	25.587	24.668*									
14	1'31.769	21.196	21.008	<u>25.126</u>	24.439	310.6								
15	1'52.678 P	21.307	36.949	26.596	27.826	309.6								
16th	33	Brad BINDER				KTM	RSA							
		Red Bull KTM Factory Racing												
		Runs=2	Total laps=14	Full laps=10	Valid laps=9									
Run #	1	Front Tyre	Slick-Medium	Rear Tyre	Slick-Soft		Run #	1	Front Tyre	Slick-Soft	Rear Tyre	Slick-Soft		
		7 Laps at start							New Tyre				5 Laps at start	
1	1'56.042	16.209	23.037	26.715	25.592		1	1'59.879	15.381	23.454	27.624	26.133		
2	1'33.051	21.403	21.486	25.372	24.790	311.6	2	1'34.577 *	22.198	21.739	25.849	24.791*	308.7	
3	1'41.031	21.124	21.258	29.031	29.618	<u>316.5</u>	3	1'32.485 *	21.303	21.170	25.402	24.610*	311.6	
4	1'31.996	21.111	<u>21.048</u>	25.259	24.578	315.5	4	1'31.846 *	<u>21.069</u>	21.090	25.294	24.393*	311.6	
5	1'31.893	20.911	21.229	25.224	24.529	315.5	5	1'41.305 P	24.731*	22.520	25.889	28.165	<u>313.5</u>	
6	<u>1'31.678</u>	<u>20.852</u>	21.061	<u>25.193</u>	24.572	314.5	Run #	2	Front Tyre	Slick-Soft	Rear Tyre	Slick-Soft		
7	1'40.478 P	23.396	22.046	25.939*	29.097	314.5			5 Laps at start				10 Laps at start	
		8 Laps at start					6	6'13.114	15.636	22.546	26.443	25.185		
8	9'29.285	18.390	25.700	27.987	31.161		7	1'33.751	21.841	21.340	25.815	24.755	306.8	
9	1'34.830	21.827	21.802	26.340	24.861	310.6	8	1'32.233	21.295	21.051	25.488	<u>24.399</u>	306.8	
10	1'33.264	21.159	21.166	25.651	25.288	314.5	9	1'32.014	21.205	21.084	25.244	24.481	307.7	
11	1'35.150 *	21.053	21.112	26.701*	26.284	316.5	10	1'45.932	21.075	21.003	30.525	33.329	308.7	
12	1'32.229	21.051	21.132	25.506	24.540	315.5	11	1'40.142 *	23.326*	22.518	29.151	25.147	311.6	
13	1'31.769	20.888	21.106	25.285	<u>24.490</u>	316.5	12	1'32.885	21.498	21.337	25.448	24.602	309.6	
14	1'49.489 P	24.746*	22.445	32.837	29.461	313.5	13	<u>1'31.692</u>	21.087	21.024	<u>25.163</u>	24.418	311.6	
		2 Laps at start					14	1'31.784	21.095	<u>20.996</u>	25.251	24.442	311.6	
15	1'42.224 P	22.694*	22.552	26.412	30.566	311.6	15	1'42.224 P	22.694*	22.552	26.412	30.566	311.6	
19th	36	Joan MIR				HONDA	SPA							
		Repsol Honda Team												
		Runs=2	Total laps=14	Full laps=10	Valid laps=9									
Run #	1	Front Tyre	Slick-Medium	Rear Tyre	Slick-Soft		Run #	1	Front Tyre	Slick-Medium	Rear Tyre	Slick-Soft		
		17 Laps at start							New Tyre				4 Laps at start	
1	1'51.075	15.369	22.730	26.366	25.266		1	1'51.075	15.369	22.730	26.366	25.266		
2	1'33.904	21.729	21.554	25.758	24.863	307.7	2	1'33.904	21.729	21.554	25.758	24.863	307.7	
3	1'37.326 *	25.067*	22.033	25.506	24.720	308.7	3	1'37.326 *	25.067*	22.033	25.506	24.720	308.7	
4	1'32.381	21.177	21.278	25.303	24.623	309.6	4	1'32.381	21.177	21.278	25.303	24.623	309.6	
5	1'35.267	21.166	21.224	27.150	25.727	308.7	5	1'35.267	21.166	21.224	27.150	25.727	308.7	
6	<u>1'31.813</u>	<u>21.028</u>	21.112	<u>25.247</u>	<u>24.426</u>	<u>310.6</u>	6	<u>1'31.813</u>	<u>21.028</u>	21.112	<u>25.247</u>	<u>24.426</u>	<u>310.6</u>	
7	1'43.536 P	24.862*	23.859	26.131*	28.684	245.0	7	1'43.536 P	24.862*	23.859	26.131*	28.684	245.0	
		7 Laps at start					Run #	2	Front Tyre	Slick-Medium	Rear Tyre	Slick-Soft		
		11 Laps at start							7 Laps at start				11 Laps at start	
8	7'55.101	16.671	21.996	25.905	24.779		8	7'55.101	16.671	21.996	25.905	24.779		
9	1'32.225	21.196	21.167	25.289	24.573	310.6	9	1'32.225	21.196	21.167	25.289	24.573	310.6	

Fastest Lap: Maverick VIÑALES Aprilia Racing SPA **1'31.033** 20.719 21.008 25.015 24.291

These data/results cannot be reproduced, stored and/or transmitted in whole or in part by any manner of electronic, mechanical, photocopying, recording, broadcasting or otherwise now known or herein after developed without the previous express consent by the copyright owner, except for reproduction in daily press and regular printed publications on sale to the public within 60 days of the event related to those data/results and always provided that copyright symbol appears together as follows below.
© DORNA, 2024

Official MotoGP Timing by TISSOT
www.motogp.com



Le Mans, Saturday, May 11, 2024

Page 4 of 5

Free Practice Nr. 2

MotoGP

Lap	Lap Time	T1	T2	T3	T4	Speed	Lap	Lap Time	T1	T2	T3	T4	Speed
10	1'32.523	21.190	21.276	25.466	24.591	308.7	2	1'34.230	21.660	21.725	25.842	25.003	313.5
11	1'37.803	21.159	21.097	30.743	24.804	309.6	3	1'33.373	21.456	21.375	25.684	24.858	312.6
12	1'32.092	21.084	21.163	25.303	24.542	310.6	4	1'33.023	21.428	21.314	25.448	24.833	309.6
13	1'32.309	21.104	21.250	25.406	24.549	308.7	5	1'44.281 P	25.654*	23.444	26.187	28.996	310.6
14	1'46.739 P	25.118*	24.342	25.673	31.606	307.7							

20th 42 Alex RINS YAMAHA SPA
 Monster Energy Yamaha MotoGP Team
 Runs=2 Total laps=14 Full laps=10 Valid laps=8

Run #	1	Front Tyre	Slick-Soft	Rear Tyre	Slick-Soft	
			New Tyre		5 Laps at start	
1	1'47.446	15.701	22.752	26.547	25.606	
2	1'34.270	22.247	21.668	25.540	24.815	312.6
3	1'32.782 *	21.079	20.989	25.277*	25.437	314.5
4	1'32.054	21.196	20.985	25.314	24.559	304.0
5	1'32.182	21.022	20.967	25.484	24.709	314.5
6	1'32.207	21.026	21.166	25.441	24.574	312.6
7	1'33.307	20.988	21.090	26.151	25.078	314.5
8	1'42.182 P	24.422*	22.881	26.323	28.556	312.6

Run #	2	Front Tyre	Slick-Medium	Rear Tyre	Slick-Soft	
			9 Laps at start		13 Laps at start	
9	7'24.326	16.339	24.341	26.307	25.157	
10	1'35.286 *	21.407	21.508	26.353*	26.018	313.5
11	1'36.757	21.171	21.313	29.325	24.948	313.5
12	1'32.482	21.143	21.140	25.433	24.766	316.5
13	1'32.470	21.057	21.267	25.440	24.706	313.5
14	1'39.484 P	21.337	23.789	26.095	28.263	313.5

21st 5 Johann ZARCO HONDA FRA
 CASTROL Honda LCR
 Runs=2 Total laps=15 Full laps=11 Valid laps=10

Run #	1	Front Tyre	Slick-Medium	Rear Tyre	Slick-Soft	
			New Tyre		4 Laps at start	
1	1'54.981	15.695	22.712	26.505	25.117	
2	1'32.991	21.557	21.236	25.587	24.611	307.7
3	1'32.182	21.187	21.040	25.409	24.546	309.6
4	1'32.100	21.090	20.994	25.481	24.535	309.6
5	1'32.825	21.304	21.078	25.718	24.725	308.7
6	1'32.173 *	21.226	20.935	25.337	24.675*	307.7
7	1'37.726 P	21.466	21.826	26.122*	28.312	310.6

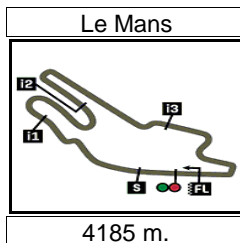
Run #	2	Front Tyre	Slick-Medium	Rear Tyre	Slick-Soft	
			7 Laps at start		11 Laps at start	
8	8'15.477	16.374	22.528	26.405	25.124	
9	1'33.023	21.517	21.143	25.575	24.788	304.9
10	1'32.486	21.319	21.049	25.460	24.658	307.7
11	1'32.444	21.255	20.979	25.501	24.709	304.0
12	1'32.178	21.090	20.960	25.441	24.687	308.7
13	1'32.095	21.138	21.011	25.338	24.608	310.6
14	1'32.085	21.049	21.132	25.228	24.676	309.6
15	1'46.088 P	23.742*	23.690	29.424	29.232	309.6

22nd 10 Luca MARINI HONDA ITA
 Repsol Honda Team
 Runs=2 Total laps=14 Full laps=10 Valid laps=8

Run #	1	Front Tyre	Slick-Soft	Rear Tyre	Slick-Soft	
			8 Laps at start		4 Laps at start	
1	1'56.488	15.170	22.968	26.909	25.406	

Fastest Lap: Maverick VIÑALES Aprilia Racing SPA 1'31.033 20.719 21.008 25.015 24.291

These data/results cannot be reproduced, stored and/or transmitted in whole or in part by any manner of electronic, mechanical, photocopying, recording, broadcasting or otherwise now known or herein after developed without the previous express consent by the copyright owner, except for reproduction in daily press and regular printed publications on sale to the public within 60 days of the event related to those data/results and always provided that copyright symbol appears together as follows below.
 © DORNA, 2024



Results and timing service provided by TISSOT

MotoGP™

MICHELIN® GRAND PRIX DE FRANCE

Free Practice Nr. 2

Combined Practice Times

7

	Rider	Nation	Team	MOTORCYCLE	FP1	FP2	Gap
1	12 M.VIÑALES	SPA	Aprilia Racing	APRILIA	1'31.678 19	1'31.033 13	
2	1 F.BAGNAIA	ITA	Ducati Lenovo Team	DUCATI	1'31.852 15	1'31.105 13	0.072 0.072
3	23 E.BASTIANINI	ITA	Ducati Lenovo Team	DUCATI	1'31.837 14	1'31.236 12	0.203 0.131
4	89 J.MARTIN	SPA	Prima Pramac Racing	DUCATI	1'31.421 18	1'31.249 12	0.216 0.013
5	73 A.MARQUEZ	SPA	Gresini Racing MotoGP	DUCATI	1'31.896 19	1'31.266 6	0.233 0.017
6	93 M.MARQUEZ	SPA	Gresini Racing MotoGP	DUCATI	1'31.971 6	1'31.343 13	0.310 0.077
7	41 A.ESPARGARO	SPA	Aprilia Racing	APRILIA	1'31.911 17	1'31.386 6	0.353 0.043
8	43 J.MILLER	AUS	Red Bull KTM Factory Racing	KTM	1'32.035 18	1'31.399 5	0.366 0.013
9	25 R.FERNANDEZ	SPA	Trackhouse Racing	APRILIA	1'32.221 18	1'31.403 11	0.370 0.004
10	21 F.MORBIDELLI	ITA	Prima Pramac Racing	DUCATI	1'32.070 19	1'31.419 14	0.386 0.016
11	31 P.ACOSTA	SPA	Red Bull GASGAS Tech3	KTM	1'31.658 17	1'31.427 6	0.394 0.008
12	37 A.FERNANDEZ	SPA	Red Bull GASGAS Tech3	KTM	1'32.433 20	1'31.427 11	0.394
13	49 F.DI GIANNANTO	ITA	Pertamina Enduro VR46 Racing Team	DUCATI	1'32.546 14	1'31.443 12	0.410 0.016
14	20 F.QUARTARARO	FRA	Monster Energy Yamaha MotoGP Team	YAMAHA	1'32.698 5	1'31.466 6	0.433 0.023
15	88 M.OLIVEIRA	POR	Trackhouse Racing	APRILIA	1'32.286 20	1'31.556 6	0.523 0.090
16	33 B.BINDER	RSA	Red Bull KTM Factory Racing	KTM	1'31.942 19	1'31.678 6	0.645 0.122
17	72 M.BEZZECCHI	ITA	Pertamina Enduro VR46 Racing Team	DUCATI	1'31.980 13	1'31.684 13	0.651 0.006
18	30 T.NAKAGAMI	JPN	IDEMITSU Honda LCR	HONDA	1'32.585 21	1'31.692 13	0.659 0.008
19	36 J.MIR	SPA	Repsol Honda Team	HONDA	1'33.008 18	1'31.813 6	0.780 0.121
20	42 A.RINS	SPA	Monster Energy Yamaha MotoGP Team	YAMAHA	1'32.112 21	1'32.054 4	1.021 0.241
21	5 J.ZARCO	FRA	CASTROL Honda LCR	HONDA	1'32.403 19	1'32.085 14	1.052 0.031
22	10 L.MARINI	ITA	Repsol Honda Team	HONDA	1'33.350 23	1'32.775 12	1.742 0.690

Pole Position Record:	2022	Francesco BAGNAIA	1'30.450	166.5 Km/h
Best Race Lap:	2022	Francesco BAGNAIA	1'31.778	164.1 Km/h
All Time Lap Record:	2024	Jorge MARTIN	1'30.388	166.6 Km/h

The results are provisional until the end of the limit for protest and appeals.

Time limit for protest expires 60' after publication of the results - Time:

These data/results cannot be reproduced, stored and/or transmitted in whole or in part by any manner of electronic, mechanical, photocopying, recording, broadcasting or otherwise now known or herein after developed without the previous express consent by the copyright owner, except for reproduction in daily press and regular printed publications on sale to the public within 60 days of the event related to those data/results and always provided that copyright symbol appears together as follows below.

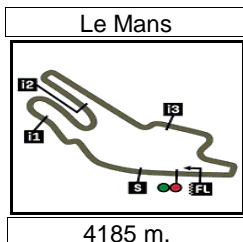
© DORNA, 2024

Official MotoGP Timing by TISSOT

www.motogp.com

Le Mans, Saturday, May 11, 2024





Results and timing service provided by **TISSOT**

MICHELIN® GRAND PRIX DE FRANCE

Free Practice Nr. 2

Best Partial Times

MotoGP™

IT Ideal Lap Time, sum of the best partial times

BT Best Lap Time


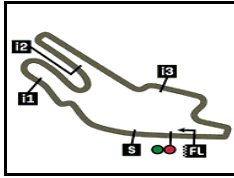
T1		T2		T3		T4				IT		BT
Pos	Rider	Time	Rider	Time	Rider	Time	Rider	Time	Pos	Rider	IT	BT
1	E.BASTIANINI	20.670	F.MORBIDELLI	20.905	M.VIÑALES	25.015	F.BAGNAIA	24.208	1	J.MARTIN	1'31.016	1'31.249 (4)
2	M.VIÑALES	20.719	F.BAGNAIA	20.915	J.MARTIN	25.023	R.FERNANDEZ	24.230	2	M.VIÑALES	1'31.033	1'31.033 (1)
3	J.MARTIN	20.777	F.DI GIANNANTO	20.926	J.MILLER	25.069	J.MARTIN	24.255	3	F.BAGNAIA	1'31.064	1'31.105 (2)
4	A.ESPARGARO	20.810	J.ZARCO	20.935	F.BAGNAIA	25.075	M.MARQUEZ	24.256	4	E.BASTIANINI	1'31.196	1'31.236 (3)
5	A.MARQUEZ	20.814	M.OLIVEIRA	20.945	F.MORBIDELLI	25.093	M.OLIVEIRA	24.259	5	M.MARQUEZ	1'31.232	1'31.343 (6)
6	P.ACOSTA	20.825	A.ESPARGARO	20.952	P.ACOSTA	25.123	A.FERNANDEZ	24.263	6	A.MARQUEZ	1'31.259	1'31.266 (5)
7	F.DI GIANNANTO	20.849	A.FERNANDEZ	20.953	M.OLIVEIRA	25.126	M.VIÑALES	24.291	7	F.MORBIDELLI	1'31.281	1'31.419 (10)
8	M.MARQUEZ	20.850	R.FERNANDEZ	20.954	M.BEZZECCHI	25.129	P.ACOSTA	24.292	8	P.ACOSTA	1'31.305	1'31.427 (11)
9	B.BINDER	20.852	J.MARTIN	20.961	A.ESPARGARO	25.134	A.MARQUEZ	24.320	9	M.OLIVEIRA	1'31.312	1'31.556 (15)
10	F.BAGNAIA	20.866	F.QUARTARARO	20.963	M.MARQUEZ	25.152	E.BASTIANINI	24.327	10	R.FERNANDEZ	1'31.315	1'31.403 (9)
11	J.MILLER	20.895	A.RINS	20.967	A.MARQUEZ	25.157	F.QUARTARARO	24.340	11	F.DI GIANNAN	1'31.316	1'31.443 (13)
12	F.QUARTARARO	20.902	A.MARQUEZ	20.968	T.NAKAGAMI	25.163	F.MORBIDELLI	24.344	12	A.ESPARGAR	1'31.320	1'31.386 (7)
13	M.BEZZECCHI	20.925	M.MARQUEZ	20.974	R.FERNANDEZ	25.170	F.DI GIANNANTO	24.371	13	J.MILLER	1'31.336	1'31.399 (8)
14	F.MORBIDELLI	20.939	J.MILLER	20.988	F.DI GIANNANTO	25.170	J.MILLER	24.384	14	A.FERNANDEZ	1'31.393	1'31.427 (12)
15	R.FERNANDEZ	20.961	T.NAKAGAMI	20.996	A.FERNANDEZ	25.174	T.NAKAGAMI	24.399	15	F.QUARTARAR	1'31.411	1'31.466 (14)
16	M.OLIVEIRA	20.982	M.VIÑALES	21.008	E.BASTIANINI	25.183	A.ESPARGARO	24.424	16	M.BEZZECCHI	1'31.540	1'31.684 (17)
17	A.RINS	20.988	E.BASTIANINI	21.016	B.BINDER	25.193	J.MIR	24.426	17	B.BINDER	1'31.583	1'31.678 (16)
18	A.FERNANDEZ	21.003	M.BEZZECCHI	21.030	F.QUARTARARO	25.206	M.BEZZECCHI	24.456	18	T.NAKAGAMI	1'31.627	1'31.692 (18)
19	J.MIR	21.028	B.BINDER	21.048	J.ZARCO	25.228	B.BINDER	24.490	19	J.ZARCO	1'31.747	1'32.085 (21)
20	J.ZARCO	21.049	P.ACOSTA	21.065	J.MIR	25.247	J.ZARCO	24.535	20	J.MIR	1'31.798	1'31.813 (19)
21	T.NAKAGAMI	21.069	J.MIR	21.097	A.RINS	25.314	A.RINS	24.559	21	A.RINS	1'31.828	1'32.054 (20)
22	L.MARINI	21.249	L.MARINI	21.203	L.MARINI	25.416	L.MARINI	24.670	22	L.MARINI	1'32.538	1'32.775 (22)

These data/results cannot be reproduced, stored and/or transmitted in whole or in part by any manner of electronic, mechanical, photocopying, recording, broadcasting or otherwise now known or herein after developed without the previous express consent by the copyright owner, except for reproduction in daily press and regular printed publications on sale to the public within 60 days of the event related to those data/results and always provided that copyright symbol appears together as follows below.
© DORNA, 2024

Official MotoGP Timing by **TISSOT**
www.motogp.com




Le Mans

Results and timing service provided by **MotoGP™**

4185 m.

MICHELIN® GRAND PRIX DE FRANCE**Free Practice Nr. 2****Fastest Laps Sequence**

<i>Practice Time</i>	 <i>Rider</i>	<i>Nation</i>	<i>Motorcycle</i>	<i>Time</i>	<i>Km/h</i>	<i>Rider's Lap</i>
3'13.489	93 Marc MARQUEZ	SPA	DUCATI	1'33.158	161.7	2
3'20.632	43 Jack MILLER	AUS	KTM	1'32.953	162.0	2
4'01.874	89 Jorge MARTIN	SPA	DUCATI	1'32.734	162.4	2
4'45.361	93 Marc MARQUEZ	SPA	DUCATI	1'31.872	163.9	3
4'52.465	43 Jack MILLER	AUS	KTM	1'31.833	164.0	3
6'23.947	43 Jack MILLER	AUS	KTM	1'31.482	164.6	4
7'50.394	93 Marc MARQUEZ	SPA	DUCATI	1'31.456	164.7	5
7'55.346	43 Jack MILLER	AUS	KTM	1'31.399	164.8	5
9'22.334	73 Alex MARQUEZ	SPA	DUCATI	1'31.266	165.0	6
25'08.780	89 Jorge MARTIN	SPA	DUCATI	1'31.249	165.1	12
26'33.485	23 Enea BASTIANINI	ITA	DUCATI	1'31.236	165.1	12
28'41.472	1 Francesco BAGNAIA	ITA	DUCATI	1'31.105	165.3	13
29'11.312	12 Maverick VIÑALES	SPA	APRILIA	1'31.033	165.5	13

These data/results cannot be reproduced, stored and/or transmitted in whole or in part by any manner of electronic, mechanical, photocopying, recording, broadcasting or otherwise now known or herein after developed without the previous express consent by the copyright owner, except for reproduction in daily press and regular printed publications on sale to the public within 60 days of the event related to those data/results and always provided that copyright symbol appears together as follows below.

© DORNA, 2024

Official MotoGP Timing by **TISSOT**
www.motogp.com

**Le Mans, Saturday, May 11, 2024**