

4657 m.

GRAN PREMI MONSTER ENERGY DE CATALUNYA

Race

Classification after 24 laps = 111.768 km

29

Pos	Rider	Nation	Team	Motorcycle	Total Time	Km/h	Gap
1	25 1 Francesco BAGNAIA	ITA	Ducati Lenovo Team	DUCATI	40'11.726	166.8	
2	20 89 Jorge MARTIN	SPA	Prima Pramac Racing	DUCATI	40'13.466	166.7	1.740
3	16 93 Marc MARQUEZ	SPA	Gresini Racing MotoGP	DUCATI	40'22.217	166.1	10.491
4	13 41 Aleix ESPARGARO	SPA	Aprilia Racing	APRILIA	40'22.269	166.1	10.543
5	11 49 Fabio DI GIANNANTONIO	ITA	Pertamina Enduro VR46 Racing T	DUCATI	40'27.167	165.7	15.441
6	10 25 Raul FERNANDEZ	SPA	Trackhouse Racing	APRILIA	40'27.642	165.7	15.916
7	9 73 Alex MARQUEZ	SPA	Gresini Racing MotoGP	DUCATI	40'28.608	165.6	16.882
8	8 33 Brad BINDER	RSA	Red Bull KTM Factory Racing	KTM	40'30.304	165.5	18.578
9	7 20 Fabio QUARTARARO	FRA	Monster Energy Yamaha MotoGP	YAMAHA	40'32.203	165.4	20.477
10	6 88 Miguel OLIVEIRA	POR	Trackhouse Racing	APRILIA	40'32.615	165.4	20.889
11	5 72 Marco BEZZECCHI	ITA	Pertamina Enduro VR46 Racing T	DUCATI	40'32.749	165.3	21.023
12	4 12 Maverick VIÑALES	SPA	Aprilia Racing	APRILIA	40'33.863	165.3	22.137
13	3 31 Pedro ACOSTA	SPA	Red Bull GASGAS Tech3	KTM	40'43.693	164.6	31.967
14	2 30 Takaaki NAKAGAMI	JPN	IDEMITSU Honda LCR	HONDA	40'44.713	164.5	32.987
15	1 36 Joan MIR	SPA	Repsol Honda Team	HONDA	40'44.858	164.5	33.132
16	5 Johann ZARCO	FRA	CASTROL Honda LCR	HONDA	40'46.280	164.4	34.554
17	10 Luca MARINI	ITA	Repsol Honda Team	HONDA	40'48.415	164.3	36.689
18	23 Enea BASTIANINI	ITA	Ducati Lenovo Team	DUCATI	41'02.341	165.5	50.615
19	6 Stefan BRADL	GER	HRC Test Team	HONDA	41'07.021	163.0	55.295
20	42 Alex RINS	SPA	Monster Energy Yamaha MotoGP	YAMAHA	41'15.154	162.5	1'03.428

Not classified

21	Franco MORBIDELLI	ITA	Prima Pramac Racing	DUCATI	28'34.198	166.2	7 laps
37	Augusto FERNANDEZ	SPA	Red Bull GASGAS Tech3	KTM	8'30.595	164.1	19 laps
43	Jack MILLER	AUS	Red Bull KTM Factory Racing	KTM	3'26.356	162.4	22 laps

Race condition: Dry

Air: 26°
Humidity: 42%
Ground: 47°

Pole Position:

Fastest Lap (New record):

Best Race Lap:

All-Time Lap Record:

	Lap 7	Aleix ESPARGARO	1'38.190	170.7 Km/h
		Pedro ACOSTA	1'39.664	168.2 Km/h
	2021	Johann ZARCO	1'39.939	167.7 Km/h
	2024	Aleix ESPARGARO	1'38.190	170.7 Km/h

13:35'00

13:50'13

14:00'00

14:02'18

14:04'16

14:07'04 Jack MILLER

14:12'19 Augusto FERNANDEZ

14:20'17 Pedro ACOSTA

14:20'39 Pedro ACOSTA

14:23'40 **Enea BASTIANINI**14:30'01 **Enea BASTIANINI**

14:32'12 Franco MORBIDELLI

14:37'46 **Pedro ACOSTA**14:40'27 **Enea BASTIANINI**14:43'30 **Enea BASTIANINI**

SIGHTING LAP START

All bikes on grid

WARM UP LAP START

RACE START

No jump starts

crashed out - Rider OK

crashed out - Rider OK

crashed out - Rider OK

re-joined race

long lap penalty due to shortcut at T2

double long lap penalty - failed to comply with long lap penalty

crashed out - Rider OK

track limits warning

ride through penalty - failed to comply with long lap penalty

32 seconds penalty - failed to comply with ride through penalty

The results are provisional until the end of the limit for protest and appeals.

Time limit for protest expires 60' after publication of the results - Time:

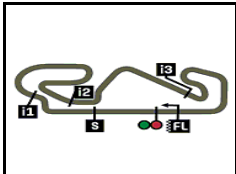
These data/results cannot be reproduced, stored and/or transmitted in whole or in part by any manner of electronic, mechanical, photocopying, recording, broadcasting or otherwise now known or herein after developed without the previous express consent by the copyright owner, except for reproduction in daily press and regular printed publications on sale to the public within 60 days of the event related to those data/results and always provided that copyright symbol appears together as follows below.

© DORNA, 2024

Official MotoGP Timing by TISSOT
www.motogp.com

Barcelona, Sunday, May 26, 2024





4657 m.

GRAN PREMI MONSTER ENERGY DE CATALUNYA

MotoGP™

World Championship Classification

30

Rider	Points	Leader	Prev	QAT	POR	AME	SPA	FRA	CAT	ITA	NED	GER	GBR	AUT	ARA	RSM	IND	INA	JPN	AUS	THA	MAL	VAL	
1 MARTIN Jorge [SPA]	155			28 12 16	32 7 25	20 7 13	12 12 -	37 12 25	26 6 20															
2 BAGNAIA Francesco [ITA]	116	39	39	31 6 25	6 6 -	13 2 11	25 - 25	16 - 16	25 - 25															
3 MARQUEZ Marc [SPA]	114	41	2	18 5 13	9 9 0	9 9 -	24 4 20	29 9 20	25 9 16															
4 BASTIANINI Enea [ITA]	94	61	20	15 4 11	24 4 20	20 4 16	11 - 11	19 6 13	5 5 0															
5 VIÑALES Maverick [SPA]	87	68	7	7 1 6	12 12 -	37 12 25	7 - 7	18 7 11	6 2 4															
6 ACOSTA Pedro [SPA]	83	72	4	9 2 7	19 3 16	26 6 20	15 9 6	4 4 -	10 7 3															
7 ESPARGARO Aleix [SPA]	76	79	7	15 7 8	10 2 8	14 5 9	- - -	12 5 7	25 12 13															
8 BINDER Brad [RSA]	75	80	1	29 9 20	13 - 13	7 0 7	10 - 10	8 0 8	8 - 8															
9 DI GIANNANTONIO Fabio [ITA]	62	93	13	9 - 9	6 - 6	10 - 10	9 0 9	13 3 10	15 4 11															
10 BEZZECCHI Marco [ITA]	42	113	20	2 0 2	10 0 10	8 0 8	16 - 16	- - -	6 1 5															
11 MARQUEZ Alex [SPA]	42	113	0	13 3 10	0 0 -	1 0 1	13 - 13	6 0 6	9 0 9															
12 QUARTARARO Fabio [FRA]	32	123	10	5 0 5	10 1 9	4 0 4	6 5 1	0 0 -	7 0 7															

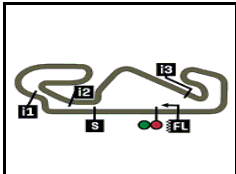
These data/results cannot be reproduced, stored and/or transmitted in whole or in part by any manner of electronic, mechanical, photocopying, recording, broadcasting or otherwise now known or herein after developed without the previous express consent by the copyright owner, except for reproduction in daily press and regular printed publications on sale to the public within 60 days of the event related to those data/results and always provided that copyright symbol appears together as follows below.
© DORNA, 2024

Official MotoGP Timing by TISSOT
www.motogp.com



Barcelona, Sunday, May 26, 2024

Page 1 of 4



4657 m.

GRAN PREMI MONSTER ENERGY DE CATALUNYA

MotoGP™

World Championship Classification

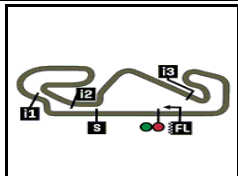
30

Rider	Points	Leader	Prev	QAT	POR	AME	SPA	FRA	CAT	ITA	NED	GER	GBR	AUT	ARA	RSM	IND	INA	JPN	AUS	THA	MAL	VAL
13 OLIVEIRA Miguel [POR]	29	126	3	1 0 1	7 0 7	5 0 5	10 2 8	0 0 -	6 - 6														
14 FERNANDEZ Raul [SPA]	28	127	1	0 0 -	0 - -	7 1 6	5 0 5	6 1 5	10 - 10														
15 MILLER Jack [AUS]	27	128	1	0 0 0	16 5 11	6 3 3	0 0 -	2 2 -	3 - 3														
16 MORBIDELLI Franco [ITA]	15	140	12	0 0 0	0 0 0	0 0 -	6 6 -	9 0 9	0 0														
17 FERNANDEZ Augusto [SPA]	13	142	2	0 0 0	5 0 5	2 - 2	3 3 -	3 0 3	0 0														
18 MIR Joan [SPA]	13	142	0	3 0 3	4 0 4	- - -	5 1 4	- - -	1 0 1														
19 ZARCO Johann [FRA]	9	146	4	4 0 4	1 - 1	- - -	0 0 -	4 0 4	0 - 0														
20 NAKAGAMI Takaaki [JPN]	8	147	1	0 0 0	2 0 2	- - -	2 0 2	2 0 2	2 0 2														
21 RINS Alex [SPA]	7	148	1	0 0 0	3 - 3	0 0 -	3 0 3	1 - 1	0 0 0														
22 PEDROSA Daniel [SPA]	7	148	0	- - -	- - -	- - -	7 7 -	- - -	- - -														
23 MARINI Luca [ITA]	0	155	7	0 0 0	0 0 0	0 0 0	0 - 0	0 0 0	0 0 0														
24 BRADL Stefan [GER]	0	155	0	- - -	- - -	- - -	0 - 0	- - -	0 0 0														

These data/results cannot be reproduced, stored and/or transmitted in whole or in part by any manner of electronic, mechanical, photocopying, recording, broadcasting or otherwise now known or herein after developed without the previous express consent by the copyright owner, except for reproduction in daily press and regular printed publications on sale to the public within 60 days of the event related to those data/results and always provided that copyright symbol appears together as follows below.
© DORNA, 2024

Official MotoGP Timing by TISSOT
www.motogp.com





4657 m.

GRAN PREMI MONSTER ENERGY DE CATALUNYA

MotoGP™

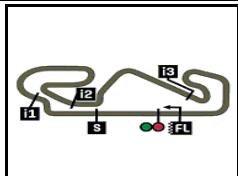
30

World Championship Classification

Rider	Points	Leader	Prev	QAT	POR	AME	SPA	FRA	CAT	ITA	NED	GER	GBR	AUT	ARA	RSM	IND	INA	JPN	AUS	THA	MAL	VAL	
25 SAVADORI Lorenzo [ITA]	0	155	0	-	-	-	0	-	-															
				-	-	-	0	-	-															

These data/results cannot be reproduced, stored and/or transmitted in whole or in part by any manner of electronic, mechanical, photocopying, recording, broadcasting or otherwise now known or herein after developed without the previous express consent by the copyright owner, except for reproduction in daily press and regular printed publications on sale to the public within 60 days of the event related to those data/results and always provided that copyright symbol appears together as follows below.
© DORNA, 2024





4657 m.

GRAN PREMI MONSTER ENERGY DE CATALUNYA

MotoGP™

30

World Championship Classification

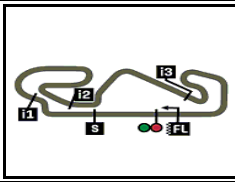
Constructor	Points	Leader	Previous	QAT	POR	AME	SPA	FRA	CAT	ITA	NED	GER	GBR	AUT	ARA	RSM	IND	INA	JPN	AUS	THA	MAL	VAL
1 DUCATI	204			37	34	25	37	37	34														
2 APRILIA	125	79	79	15	20	37	10	18	25														
3 KTM	122	82	3	29	21	26	19	12	15														
4 YAMAHA	35	169	87	5	10	4	8	1	7														
5 HONDA	19	185	16	4	4	-	5	4	2														

Team	Points	Leader	Previous	QAT	POR	AME	SPA	FRA	CAT	ITA	NED	GER	GBR	AUT	ARA	RSM	IND	INA	JPN	AUS	THA	MAL	VAL
1 DUCATI LENOVO TEAM	210			46	30	33	36	35	30														
2 PRIMA PRAMAC RACING	170	40	40	28	32	20	18	46	26														
3 APRILIA RACING	163	47	7	22	22	51	7	30	31														
4 GRESINI RACING MOTOGP	156	54	7	31	9	10	37	35	34														
5 PERTAMINA ENDURO VR46 RACING TE	104	106	52	11	16	18	25	13	21														
6 RED BULL KTM FACTORY RACING	102	108	2	29	29	13	10	10	11														
7 RED BULL GASGAS TECH3	96	114	6	9	24	28	18	7	10														
8 TRACKHOUSE RACING	57	153	39	1	7	12	15	6	16														
9 MONSTER ENERGY YAMAHA MOTOGP	39	171	18	5	13	4	9	1	7														
10 LCR HONDA	17	193	22	4	3	-	2	6	2														
11 REPSOL HONDA TEAM	13	197	4	3	4	-	5	-	1														

These data/results cannot be reproduced, stored and/or transmitted in whole or in part by any manner of electronic, mechanical, photocopying, recording, broadcasting or otherwise now known or herein after developed without the previous express consent by the copyright owner, except for reproduction in daily press and regular printed publications on sale to the public within 60 days of the event related to those data/results and always provided that copyright symbol appears together as follows below.
© DORNA, 2024

Official MotoGP Timing by TISSOT
www.motogp.com





4657 m.

GRAN PREMI MONSTER ENERGY DE CATALUNYA

Race

Lap Chart

31

Pos	1	2	3	4	5	6	7	8	9	10	11	12	13	14	15	16	17	18	19	20	21	22	23
Grid	41	1	25	33	31	49	89	42	43	21	23	12	73	93	88	72	20	5	37	30	36	10	6

1	1	31	89	33	41	43	25	23	21	93	49	73	20	88	72	37	30	12	10	5	36	42	6
2	1	31	89	33	41	25	43	23	21	93	73	49	88	20	72	37	30	12	10	42	36	6	5
3	1	31	89	33	41	25	21	93	23	73	49	88	20	37	72	12	30	42	10	36	6	5	
4	1	89	31	33	41	25	21	93	23	73	49	88	20	37	72	12	30	42	10	36	6	5	
5	89	1	31	33	25	41	21	93	73	23	49	88	20	37	12	72	30	42	10	36	5	6	
6	89	31	1	33	25	41	21	93	73	23	49	88	20	12	72	30	42	10	36	5	6		
7	89	31	1	33	25	41	21	93	73	23	49	88	20	12	72	42	30	10	36	5	6		
8	89	31	1	33	41	25	21	93	73	23	49	88	20	12	72	42	30	10	36	5	6		
9	89	31	1	33	41	25	21	93	73	23	49	88	20	12	72	42	30	10	36	5	6		
10	89	31	1	33	41	25	21	93	73	23	49	88	20	12	72	42	30	10	36	5	6		
L	11	89	1	41	25	33	93	21	73	23	49	88	20	12	72	42	30	10	36	5	31	6	
a	12	89	1	41	25	93	33	21	73	23	49	88	20	12	72	42	30	10	36	5	31	6	
P	13	89	1	41	25	93	21	33	73	23	49	88	12	20	72	42	30	10	36	5	31	6	
S	14	89	1	41	25	93	21	33	73	23	49	88	12	20	72	42	30	36	10	5	31	6	
	15	89	1	41	25	93	21	33	73	49	23	88	12	20	72	42	30	36	5	10	31	6	
	16	89	1	41	25	93	21	33	73	49	23	88	12	20	72	42	30	36	5	31	10	6	
	17	89	1	41	25	93	21	33	73	23	49	88	12	20	72	42	30	36	31	5	10	6	
	18	89	1	41	93	25	33	73	49	88	20	23	72	12	30	36	42	31	5	10	6		
	19	1	89	41	93	25	73	33	49	88	20	23	72	12	30	31	36	42	5	10	6		
	20	1	89	41	93	25	73	33	49	88	23	20	72	12	30	31	36	5	42	10	6		
	21	1	89	93	41	25	73	49	33	23	88	20	72	12	31	30	36	5	42	10	6		
	22	1	89	93	41	25	49	73	33	23	88	72	20	12	31	30	36	5	10	42	6		
	23	1	89	93	41	25	49	73	33	23	88	72	20	12	31	30	36	5	10	6	42		
	24	1	89	93	41	49	25	73	33	23	20	88	72	12	31	30	36	5	10	6	42		



Winner



Lapped rider

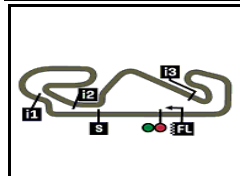
These data/results cannot be reproduced, stored and/or transmitted in whole or in part by any manner of electronic, mechanical, photocopying, recording, broadcasting or otherwise now known or herein after developed without the previous express consent by the copyright owner, except for reproduction in daily press and regular printed publications on sale to the public within 60 days of the event related to those data/results and always provided that copyright symbol appears together as follows below.

© DORNA, 2024

Official MotoGP Timing by TISSOT
www.motogp.com



Barcelona, Sunday, May 26, 2024




4657 m.

GRAN PREMI MONSTER ENERGY DE CATALUNYA

Race

Fastest Lap of Each Rider

32

	Rider	Nation	Team	Motorcycle	Time	Lap	Total	Gap
1	31 Pedro ACOSTA	SPA	Red Bull GASGAS Tech3	KTM	1'39.664	7	24	
2	89 Jorge MARTIN	SPA	Prima Pramac Racing	DUCATI	1'39.717	8	24	0.053 0.053
3	1 Francesco BAGNAIA	ITA	Ducati Lenovo Team	DUCATI	1'39.749	4	24	0.085 0.032
4	25 Raul FERNANDEZ	SPA	Trackhouse Racing	APRILIA	1'39.849	2	24	0.185 0.100
5	33 Brad BINDER	RSA	Red Bull KTM Factory Racing	KTM	1'39.913	2	24	0.249 0.064
6	93 Marc MARQUEZ	SPA	Gresini Racing MotoGP	DUCATI	1'39.959	5	24	0.295 0.046
7	21 Franco MORBIDELLI	ITA	Prima Pramac Racing	DUCATI	1'39.974	5	17	0.310 0.015
8	41 Alex ESPARGARO	SPA	Aprilia Racing	APRILIA	1'39.998	8	24	0.334 0.024
9	73 Alex MARQUEZ	SPA	Gresini Racing MotoGP	DUCATI	1'40.235	4	24	0.571 0.237
10	49 Fabio DI GIANNANTONIO	ITA	Pertamina Enduro VR46 Racing Tea	DUCATI	1'40.269	4	24	0.605 0.034
11	23 Enea BASTIANINI	ITA	Ducati Lenovo Team	DUCATI	1'40.339	8	24	0.675 0.070
12	37 Augusto FERNANDEZ	SPA	Red Bull GASGAS Tech3	KTM	1'40.359	5	5	0.695 0.020
13	88 Miguel OLIVEIRA	POR	Trackhouse Racing	APRILIA	1'40.397	6	24	0.733 0.038
14	20 Fabio QUARTARARO	FRA	Monster Energy Yamaha MotoGP T	YAMAHA	1'40.480	5	24	0.816 0.083
15	12 Maverick VIÑALES	SPA	Aprilia Racing	APRILIA	1'40.485	7	24	0.821 0.005
16	72 Marco BEZZECCHI	ITA	Pertamina Enduro VR46 Racing Tea	DUCATI	1'40.688	9	24	1.024 0.203
17	43 Jack MILLER	AUS	Red Bull KTM Factory Racing	KTM	1'40.857	2	2	1.193 0.169
18	5 Johann ZARCO	FRA	CASTROL Honda LCR	HONDA	1'40.894	8	24	1.230 0.037
19	42 Alex RINS	SPA	Monster Energy Yamaha MotoGP T	YAMAHA	1'40.939	7	24	1.275 0.045
20	36 Joan MIR	SPA	Repsol Honda Team	HONDA	1'41.062	5	24	1.398 0.123
21	10 Luca MARINI	ITA	Repsol Honda Team	HONDA	1'41.068	8	24	1.404 0.006
22	30 Takaaki NAKAGAMI	JPN	IDEMITSU Honda LCR	HONDA	1'41.087	4	24	1.423 0.019
23	6 Stefan BRADL	GER	HRC Test Team	HONDA	1'41.139	4	24	1.475 0.052

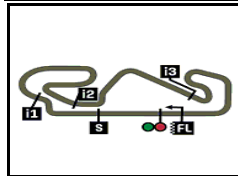
These data/results cannot be reproduced, stored and/or transmitted in whole or in part by any manner of electronic, mechanical, photocopying, recording, broadcasting or otherwise now known or herein after developed without the previous express consent by the copyright owner, except for reproduction in daily press and regular printed publications on sale to the public within 60 days of the event related to those data/results and always provided that copyright symbol appears together as follows below.

© DORNA, 2024

Official MotoGP Timing by TISSOT
www.motogp.com

Barcelona, Sunday, May 26, 2024





4657 m.

GRAN PREMI MONSTER ENERGY DE CATALUNYA

After the Race

Event Best Maximum Speed

33



Rider	Nation Team	Motorcycle	Km/h	
21 Franco MORBIDELLI	ITA Prima Pramac Racing	DUCATI	356.4	Warm Up
37 Augusto FERNANDEZ	SPA Red Bull GASGAS Tech3	KTM	355.2	Qualifying Nr. 1
88 Miguel OLIVEIRA	POR Trackhouse Racing	APRILIA	355.2	Practice
72 Marco BEZZECCHI	ITA Pertamina Enduro VR46 Racing T	DUCATI	355.2	Qualifying Nr. 1
31 Pedro ACOSTA	SPA Red Bull GASGAS Tech3	KTM	355.2	Tissot Sprint
20 Fabio QUARTARARO	FRA Monster Energy Yamaha MotoGP	YAMAHA	354.0	Practice
23 Enea BASTIANINI	ITA Ducati Lenovo Team	DUCATI	354.0	Tissot Sprint
43 Jack MILLER	AUS Red Bull KTM Factory Racing	KTM	354.0	Free Practice Nr. 1
33 Brad BINDER	RSA Red Bull KTM Factory Racing	KTM	352.9	Qualifying Nr. 2
1 Francesco BAGNAIA	ITA Ducati Lenovo Team	DUCATI	351.7	Practice
41 Aleix ESPARGARO	SPA Aprilia Racing	APRILIA	351.7	Practice
93 Marc MARQUEZ	SPA Gresini Racing MotoGP	DUCATI	351.7	Tissot Sprint
49 Fabio DI GIANNANTONIO	ITA Pertamina Enduro VR46 Racing T	DUCATI	351.7	Qualifying Nr. 1
5 Johann ZARCO	FRA CASTROL Honda LCR	HONDA	351.7	Qualifying Nr. 1
89 Jorge MARTIN	SPA Prima Pramac Racing	DUCATI	351.7	Free Practice Nr. 2
36 Joan MIR	SPA Repsol Honda Team	HONDA	351.7	Qualifying Nr. 1
42 Alex RINS	SPA Monster Energy Yamaha MotoGP	YAMAHA	350.6	Warm Up
30 Takaaki NAKAGAMI	JPN IDEMITSU Honda LCR	HONDA	350.6	Race
25 Raul FERNANDEZ	SPA Trackhouse Racing	APRILIA	350.6	Qualifying Nr. 2
6 Stefan BRADL	GER HRC Test Team	HONDA	350.6	Warm Up
12 Maverick VIÑALES	SPA Aprilia Racing	APRILIA	350.6	Race
73 Alex MARQUEZ	SPA Gresini Racing MotoGP	DUCATI	349.5	Tissot Sprint
10 Luca MARINI	ITA Repsol Honda Team	HONDA	349.5	Warm Up

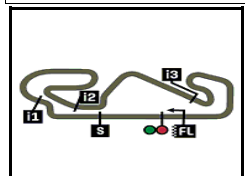
These data/results cannot be reproduced, stored and/or transmitted in whole or in part by any manner of electronic, mechanical, photocopying, recording, broadcasting or otherwise now known or herein after developed without the previous express consent by the copyright owner, except for reproduction in daily press and regular printed publications on sale to the public within 60 days of the event related to those data/results and always provided that copyright symbol appears together as follows below.

© DORNA, 2024

Official MotoGP Timing by TISSOT
www.motogp.com



Barcelona, Sunday, May 26, 2024



4657 m.

GRAN PREMI MONSTER ENERGY DE CATALUNYA

Race

Chronological Analysis of Performances

34

* Lap / Sector time cancelled

T1 Time from finish line to 1st intermediate

T3 Time from 2nd intermed. to 3rd intermed.

P Crossing the finish line in pit lane

T2 Time from 1st intermed. to 2nd intermed.

T4 Time from 3rd intermediate to finish line

**Tyre data subject to further updates

Lap	Lap Time	T1	T2	T3	T4	Speed	Lap	Lap Time	T1	T2	T3	T4	Speed	
1st	1	Francesco BAGNAIA DUCATI ITA						11	1'40.055	16.643	31.676	20.498	31.238	341.7
		Ducati Lenovo Team						12	1'40.089	16.652	31.703	20.480	31.254	341.7
		Runs=1 Total laps=24 Full laps=23 Valid laps=22						13	1'40.177	16.602	31.746	20.541	31.288	342.8
Run #	1	Front Tyre	Slick-Medium	Rear Tyre	Slick-Medium		14	1'40.252	16.600	31.708	20.564	31.380	345.0	
		New Tyre		New Tyre			15	1'40.290	16.624	31.745	20.549	31.372	343.9	
1	1'44.206	20.440	32.047	20.535	31.184	295.0	16	1'40.323	16.658	31.762	20.523	31.380	342.8	
2	1'40.183	16.788	31.736	20.496	31.163	345.0	17	1'40.410	16.670	31.760	20.604	31.376	343.9	
3	1'40.059	16.692	31.670	20.501	31.196	345.0	18	1'40.533	16.652	31.859	20.600	31.422	343.9	
4	1'39.749	16.577	31.562	20.491	31.119	347.2	19	1'40.893	16.696	32.049	20.758	31.390	343.9	
5	1'40.312 *	16.621	31.815	20.502*	31.374	345.0	20	1'41.154	17.046	31.965	20.726	31.417	346.1	
6	1'40.363	16.626	31.761	20.547	31.429	347.2	21	1'40.923	16.699	31.975	20.732	31.517	346.1	
7	1'40.182	16.700	31.680	20.627	31.175	346.1	22	1'40.995	16.663	32.043	20.708	31.581	347.2	
8	1'40.104	16.640	31.678	20.506	31.280	347.2	23	1'41.606	16.720	32.211	20.887	31.788	346.1	
9	1'39.918	16.629	31.585	20.524	31.180	346.1	24	1'42.125	16.922	32.388	20.988	31.827	346.1	
10	1'39.899	16.607	31.567	20.503	31.222	346.1								
11	1'39.963	16.685	31.576	20.495	31.207	345.0	3rd	93	Marc MARQUEZ DUCATI SPA					
12	1'40.022	16.570	31.619	20.574	31.259	345.0			Gresini Racing MotoGP					
13	1'39.925	16.612	31.561	20.563	31.189	346.1			Runs=1 Total laps=24 Full laps=23 Valid laps=23					
14	1'40.142	16.533	31.757	20.561	31.291	348.3	Run #	1	Front Tyre	Slick-Medium	Rear Tyre	Slick-Soft		
15	1'40.219	16.630	31.744	20.570	31.275	346.1			New Tyre		New Tyre			
16	1'40.104	16.622	31.711	20.532	31.239	347.2	1	1'46.294	21.420	32.503	20.994	31.377	304.2	
17	1'40.256	16.646	31.713	20.648	31.249	348.3	2	1'40.687	16.826	31.913	20.880	31.068	336.4	
18	1'40.360	16.633	31.740	20.652	31.335	341.7	3	1'40.460	16.779	31.750	20.766	31.165	339.6	
19	1'40.357	16.700	31.786	20.549	31.322	348.3	4	1'40.101	16.682	31.743	20.539	31.137	347.2	
20	1'40.758	16.829	31.868	20.681	31.380	347.2	5	1'39.959	16.678	31.690	20.541	31.050	343.9	
21	1'40.849	16.673	31.965	20.673	31.538	347.2	6	1'40.179	16.633	31.717	20.623	31.206	349.5	
22	1'40.800	16.648	32.009	20.601	31.542	347.2	7	1'40.037	16.618	31.674	20.562	31.183	349.5	
23	1'41.084	16.683	31.992	20.698	31.711	346.1	8	1'40.454	16.913	31.690	20.621	31.230	350.6	
24	1'41.912	16.771	32.185	20.939	32.017	346.1	9	1'40.432	16.666	31.745	20.669	31.352	347.2	
							10	1'40.282	16.702	31.694	20.658	31.228	342.8	
2nd	89	Jorge MARTIN DUCATI SPA						11	1'40.678	16.712	31.863	20.698	31.405	341.7
		Prima Pramac Racing						12	1'40.653	16.728	31.814	20.700	31.411	340.6
		Runs=1 Total laps=24 Full laps=23 Valid laps=23						13	1'40.251	16.646	31.717	20.567	31.321	348.3
Run #	1	Front Tyre	Slick-Medium	Rear Tyre	Slick-Medium		14	1'40.370	16.639	31.754	20.658	31.319	348.3	
		New Tyre		New Tyre			15	1'40.645	16.726	31.783	20.682	31.454	348.3	
1	1'44.965	20.780	32.179	20.689	31.317	300.0	16	1'40.794	16.709	31.921	20.775	31.389	343.9	
2	1'39.828	16.768	31.518	20.496	31.046	345.0	17	1'40.924	16.700	31.938	20.822	31.464	341.7	
3	1'39.842	16.714	31.582	20.482	31.064	345.0	18	1'40.838	16.736	31.943	20.755	31.404	347.2	
4	1'39.918	16.722	31.566	20.475	31.155	332.3	19	1'41.034	16.710	32.020	20.783	31.521	343.9	
5	1'39.818	16.601	31.576	20.455	31.186	343.9	20	1'41.366	16.790	32.098	20.835	31.643	349.5	
6	1'39.960	16.658	31.650	20.543	31.109	343.9	21	1'41.398	16.678	32.147	20.782	31.791	349.5	
7	1'39.835	16.665	31.526	20.571	31.073	343.9	22	1'41.429	16.773	32.140	20.720	31.796	345.0	
8	1'39.717	16.602	31.549	20.450	31.116	343.9	23	1'41.343	16.738	32.167	20.753	31.685	346.1	
9	1'39.892	16.631	31.599	20.552	31.110	343.9	24	1'41.609	16.757	32.203	20.827	31.822	346.1	
10	1'39.866	16.550	31.606	20.583	31.127	343.9								

Fastest Lap: Pedro ACOSTA Red Bull GASGAS Te SPA **1'39.664** 16.640 31.495 20.488 31.041

These data/results cannot be reproduced, stored and/or transmitted in whole or in part by any manner of electronic, mechanical, photocopying, recording, broadcasting or otherwise now known or herein after developed without the previous express consent by the copyright owner, except for reproduction in daily press and regular printed publications on sale to the public within 60 days of the event related to those data/results and always provided that copyright symbol appears together as follows below.
© DORNA, 2024

Race

MotoGP

Lap	Lap Time	T1	T2	T3	T4	Speed	Lap	Lap Time	T1	T2	T3	T4	Speed
4th	41	Aleix ESPARGARO APRILIA SPA					22	1'41.658	16.976	32.009	20.846	31.827	345.0
		Aprilia Racing					23	1'41.052	16.687	31.979	20.864	31.522	341.7
		Runs=1 Total laps=24 Full laps=23 Valid laps=22					24	1'41.242	16.661	31.929	20.871	31.781	342.8
Run #	1	Front Tyre	Slick-Medium	Rear Tyre	Slick-Medium								
			New Tyre		New Tyre								
1	1'45.157		20.865	32.231	20.752	31.309		294.2					
2	1'40.084		16.852	31.655	20.558	31.019		342.8					
3	1'40.058		16.777	31.681	20.472	31.128		347.2					
4	1'39.859 *		16.664	31.622	20.432	31.141*		348.3					
5	1'40.802		17.098	31.979	20.643	31.082		347.2					
6	1'40.052		16.704	31.675	20.557	31.116		345.0					
7	1'40.123		16.698	31.655	20.658	31.112		345.0					
8	1'39.998		16.646	31.650	20.563	31.139		347.2					
9	1'40.411		16.705	31.702	20.570	31.434		340.6					
10	1'40.985		16.760	31.955	20.838	31.432	350.6						
11	1'40.322		16.667	31.710	20.645	31.300	346.1						
12	1'40.502		16.825	31.710	20.576	31.391	342.8						
13	1'40.635		16.722	31.820	20.587	31.506	346.1						
14	1'40.703		16.708	31.864	20.558	31.573	346.1						
15	1'41.080		16.789	32.010	20.753	31.528	346.1						
16	1'40.816		16.706	31.878	20.712	31.520	346.1						
17	1'41.167		16.866	31.971	20.754	31.576	345.0						
18	1'41.068		16.762	32.061	20.728	31.517	345.0						
19	1'41.129		16.763	31.939	20.799	31.628	346.1						
20	1'41.403		16.814	32.013	20.851	31.725	347.2						
21	1'41.735		17.000	32.195	20.855	31.685	340.6						
22	1'41.370		16.818	32.154	20.742	31.656	349.5						
23	1'41.315		16.795	32.127	20.827	31.566	346.1						
24	1'41.495		16.736	32.220	20.842	31.697	346.1						
5th	49	Fabio DI GIANNANTONI DUCATI ITA											
		Pertamina Enduro VR46 Racing Team											
		Runs=1 Total laps=24 Full laps=23 Valid laps=21											
Run #	1	Front Tyre	Slick-Medium	Rear Tyre	Slick-Medium								
			New Tyre		New Tyre								
1	1'46.585		21.211	32.818	21.090	31.466		292.6					
2	1'41.176		17.141	31.939	20.803	31.293	335.4						
3	1'40.636		16.846	31.746	20.735	31.309	338.5						
4	1'40.269		16.720	31.727	20.622	31.200	339.6						
5	1'40.485		16.763	31.732	20.650	31.340	339.6						
6	1'40.572		16.639	31.837	20.822	31.274	345.0						
7	1'40.469		16.738	31.795	20.663	31.273	340.6						
8	1'40.478		16.707	31.775	20.706	31.290	340.6						
9	1'40.677		16.660	31.834	20.729	31.454	343.9						
10	1'40.796		16.721	31.934	20.730	31.411	341.7						
11	1'41.050		16.707	31.959	20.742	31.642	342.8						
12	1'40.842		16.687	31.901	20.745	31.509	343.9						
13	1'40.755 *		16.735	31.890	20.699*	31.431	345.0						
14	1'40.620		16.607	31.876	20.739	31.398	346.1						
15	1'40.866		16.698	31.875	20.721	31.572	342.8						
16	1'40.870		16.674	32.003	20.822	31.371	345.0						
17	1'41.688 *		17.067	32.295	20.836	31.490*	340.6						
18	1'40.770		16.757	31.891	20.709	31.413	343.9						
19	1'40.808		16.683	31.843	20.834	31.448	340.6						
20	1'41.615		16.900	32.226	20.918	31.571	336.4						
21	1'41.188		16.692	32.074	20.831	31.591	349.5						
6th	25	Raul FERNANDEZ APRILIA SPA											
		Trackhouse Racing											
		Runs=1 Total laps=24 Full laps=23 Valid laps=23											
Run #	1	Front Tyre	Slick-Medium	Rear Tyre	Slick-Medium								
			New Tyre		New Tyre								
1	1'45.595		21.091	32.455	20.793	31.256		288.7					
2	1'39.849		16.677	31.688	20.604	30.880		341.7					
3	1'40.165		16.786	31.679	20.692	31.008	338.5						
4	1'40.012		16.772	31.621	20.643	30.976	340.6						
5	1'40.124		16.722	31.717	20.706	30.979	341.7						
6	1'40.071		16.701	31.717	20.562	31.091	346.1						
7	1'40.235		16.748	31.657	20.650	31.180	345.0						
8	1'40.635		16.943	31.886	20.709	31.097	346.1						
9	1'40.329		16.745	31.712	20.704	31.168	345.0						
10	1'40.653		16.732	31.980	20.696	31.245	345.0						
11	1'40.950		16.828	32.057	20.808	31.257	338.5						
12	1'40.635		16.846	31.839	20.666	31.284	342.8						
13	1'40.459		16.687	31.935	20.653	31.184	346.1						
14	1'40.596		16.694	31.985	20.575	31.342	346.1						
15	1'40.875		16.736	31.921	20.708	31.510	346.1						
16	1'40.830		16.763	31.953	20.745	31.369	341.7						
17	1'41.063		16.725	32.006	20.830	31.502	345.0						
18	1'41.560		17.037	32.166	20.868	31.489	340.6						
19	1'41.974		16.858	32.282	20.846	31.988	340.6						
20	1'42.226		16.946	32.619	20.973	31.688	343.9						
21	1'41.796		16.879	32.223	20.996	31.698	341.7						
22	1'41.902		16.880	32.384	20.964	31.674	346.1						
23	1'42.268		16.889	32.430	21.027	31.922	345.0						
24	1'42.840		16.897	32.517	21.137	32.289	343.9						
7th	73	Alex MARQUEZ DUCATI SPA											
		Gresini Racing MotoGP											
		Runs=1 Total laps=24 Full laps=23 Valid laps=23											
Run #	1	Front Tyre	Slick-Medium	Rear Tyre	Slick-Soft								
			New Tyre		New Tyre								
1	1'46.658		21.485	32.679	21.040	31.454		296.7					
2	1'40.822		16.954	31.818	20.802	31.248	329.2						
3	1'40.538		16.870	31.675	20.706	31.287	337.5						
4	1'40.235		16.750	31.699	20.604	31.182	340.6						
5	1'40.330		16.746	31.609	20.701	31.274	337.5						
6	1'40.427		16.767	31.704	20.645	31.311	345.0						
7	1'40.591		16.831	31.724	20.730	31.306	342.8						
8	1'40.365		16.697	31.781	20.582	31.305	346.1						
9	1'40.494		16.652	31.748	20.651	31.443	346.1						
10	1'40.503		16.660	31.812	20.665	31.366	345.0						
11	1'40.680		16.714	31.870	20.707	31.389	342.8						
12	1'40.744		16.782	31.837	20.699	31.426	341.7						
13	1'40.607		16.711	31.822	20.679	31.395	343.9						
14	1'40.712		16.692	31.836	20.695	31.489	346.1						
15	1'41.369		17.216	31.997	20.708	31.448	342.8						
16	1'40.782		16.749	31.903	20.722	31.408	343.9						
17	1'40.975		16.798	31.910	20.659	31.608	346.1						

Fastest Lap: Pedro ACOSTA Red Bull GASGAS Te SPA **1'39.664** 16.640 31.495 20.488 31.041

These data/results cannot be reproduced, stored and/or transmitted in whole or in part by any manner of electronic, mechanical, photocopying, recording, broadcasting or otherwise now known or herein after developed without the previous express consent by the copyright owner, except for reproduction in daily press and regular printed publications on sale to the public within 60 days of the event related to those data/results and always provided that copyright symbol appears together as follows below.
© DORNA, 2024

Race

MotoGP

Lap	Lap Time	T1	T2	T3	T4	Speed	Lap	Lap Time	T1	T2	T3	T4	Speed
18	1'41.484	16.731	32.099	20.961	31.693	342.8	14	1'40.927	16.684	32.033	20.768	31.442	349.5
19	1'41.750	16.773	32.142	20.967	31.868	340.6	15	1'40.850	16.707	31.988	20.703	31.452	349.5
20	1'41.732	16.915	32.114	20.870	31.833	339.6	16	1'40.969	16.724	32.036	20.715	31.494	348.3
21	1'41.342	16.826	32.052	20.766	31.698	343.9	17	1'40.997	16.743	31.974	20.738	31.542	350.6
22	1'41.982	16.762	32.181	20.893	32.146	347.2	18	1'40.948	16.700	31.968	20.686	31.594	349.5
23	1'41.688	16.825	32.135	20.953	31.775	342.8	19	1'41.435	16.738	32.193	20.817	31.687	350.6
24	1'41.798	16.810	32.257	20.870	31.861	343.9	20	1'41.621	16.958	32.193	20.888	31.582	337.5
							21	1'41.654	17.007	32.166	20.819	31.662	350.6
							22	1'41.850	17.106	32.203	20.795	31.746	349.5
							23	1'41.584	16.668	32.296	20.869	31.751	348.3
							24	1'41.527	16.908	32.114	20.757	31.748	349.5

8th **33** **Brad BINDER** KTM RSA
 Red Bull KTM Factory Racing
 Runs=1 Total laps=24 Full laps=23 Valid laps=23

Run #	1	Front Tyre	Slick-Medium	Rear Tyre	Slick-Medium	Speed
		New Tyre		New Tyre		
1	1'45.019	20.674	32.202	20.686	31.457	295.0
2	1'39.913	16.877	31.580	20.537	30.919	338.5
3	1'40.047	16.781	31.617	20.576	31.073	339.6
4	1'39.914	16.636	31.548	20.536	31.194	347.2
5	1'39.954	16.754	31.642	20.526	31.032	336.4
6	1'40.335	16.728	31.750	20.601	31.256	343.9
7	1'40.331	16.664	31.618	20.739	31.310	345.0
8	1'40.445	16.647	31.809	20.581	31.408	347.2
9	1'40.477	16.568	31.754	20.593	31.562	349.5
10	1'41.013	16.779	31.911	20.810	31.513	349.5
11	1'41.996	16.994	32.454	20.902	31.646	334.3
12	1'41.062	16.697	31.915	20.937	31.513	347.2
13	1'41.113	16.711	31.977	20.967	31.458	346.1
14	1'41.252	16.850	31.996	20.781	31.625	341.7
15	1'41.082	16.735	32.020	20.788	31.539	349.5
16	1'41.136	16.654	32.113	20.825	31.544	350.6
17	1'41.563	16.776	32.046	21.012	31.729	349.5
18	1'41.500	16.718	32.202	20.858	31.722	349.5
19	1'42.108	16.817	32.174	21.233	31.884	349.5
20	1'41.701	16.993	32.170	20.894	31.644	339.6
21	1'42.209	17.273	32.323	20.795	31.818	348.3
22	1'41.998	16.840	32.381	20.922	31.855	347.2
23	1'41.897	16.758	32.268	20.971	31.900	349.5
24	1'42.239	16.828	32.399	20.949	32.063	350.6

9th **20** **Fabio QUARTARARO** YAMAHA FRA
 Monster Energy Yamaha MotoGP Team
 Runs=1 Total laps=24 Full laps=23 Valid laps=22

Run #	1	Front Tyre	Slick-Medium	Rear Tyre	Slick-Medium	Speed
		New Tyre		New Tyre		
1	1'47.089	21.603	32.836	21.000	31.650	311.2
2	1'41.364 *	17.033	32.061	20.772*	31.498	346.1
3	1'41.016	16.919	31.985	20.758	31.354	335.4
4	1'40.517	16.755	31.878	20.602	31.282	347.2
5	1'40.480	16.731	31.785	20.602	31.362	348.3
6	1'40.650	16.734	31.910	20.643	31.363	351.7
7	1'40.771	16.935	31.822	20.637	31.377	349.5
8	1'40.624	16.642	31.863	20.653	31.466	350.6
9	1'40.799	16.763	31.927	20.656	31.453	349.5
10	1'41.062	16.721	32.135	20.724	31.482	348.3
11	1'40.960	16.786	31.946	20.717	31.511	347.2
12	1'40.866	16.721	31.987	20.658	31.500	347.2
13	1'41.643	17.304	32.141	20.746	31.452	347.2

10th **88** **Miguel OLIVEIRA** APRILIA POR
 Trackhouse Racing
 Runs=1 Total laps=24 Full laps=23 Valid laps=23

Run #	1	Front Tyre	Slick-Medium	Rear Tyre	Slick-Medium	Speed
		New Tyre		New Tyre		
1	1'47.148	21.480	33.033	21.025	31.610	305.0
2	1'41.046	17.014	32.072	20.750	31.210	340.6
3	1'40.716	16.976	31.833	20.721	31.186	330.2
4	1'40.413	16.890	31.739	20.609	31.175	338.5
5	1'40.506	16.809	31.691	20.701	31.305	339.6
6	1'40.397	16.764	31.736	20.643	31.254	342.8
7	1'40.467	16.778	31.730	20.624	31.335	345.0
8	1'40.652	16.713	31.857	20.738	31.344	346.1
9	1'40.771	16.746	31.909	20.694	31.422	347.2
10	1'40.770	16.769	31.909	20.675	31.417	343.9
11	1'40.895	16.841	31.878	20.721	31.455	342.8
12	1'40.928	16.756	31.945	20.757	31.470	345.0
13	1'40.761	16.804	31.929	20.654	31.374	347.2
14	1'40.899	16.747	31.965	20.743	31.444	347.2
15	1'41.462	16.818	32.138	20.866	31.640	346.1
16	1'41.385	16.816	32.115	20.899	31.555	350.6
17	1'41.357	16.861	31.987	20.764	31.745	345.0
18	1'41.597	16.730	32.155	20.799	31.913	349.5
19	1'41.522	16.983	32.068	20.780	31.691	348.3
20	1'41.464	16.829	32.091	20.872	31.672	345.0
21	1'41.756	16.946	32.362	20.825	31.623	349.5
22	1'41.610	16.793	32.151	20.918	31.748	348.3
23	1'41.748	16.829	32.163	20.882	31.874	349.5
24	1'42.345	17.471	32.233	20.874	31.767	333.3

11th **72** **Marco BEZZECCHI** DUCATI ITA
 Pertamina Enduro VR46 Racing Team
 Runs=1 Total laps=24 Full laps=23 Valid laps=23

Run #	1	Front Tyre	Slick-Medium	Rear Tyre	Slick-Medium	Speed
		New Tyre		New Tyre		
1	1'47.264	21.795	32.856	21.003	31.610	307.6
2	1'41.388	17.062	32.073	20.928	31.325	333.3
3	1'41.300	17.248	31.917	20.793	31.342	330.2
4	1'40.734	16.932	31.945	20.635	31.222	326.2
5	1'41.049	16.760	32.179	20.813	31.297	340.6
6	1'40.897	16.767	31.951	20.890	31.289	343.9
7	1'40.731	16.768	31.876	20.778	31.309	350.6
8	1'40.706	16.710	31.919	20.657	31.420	348.3
9	1'40.688	16.642	31.877	20.741	31.428	347.2

Fastest Lap: Pedro ACOSTA Red Bull GASGAS Te SPA 1'39.664 16.640 31.495 20.488 31.041

These data/results cannot be reproduced, stored and/or transmitted in whole or in part by any manner of electronic, mechanical, photocopying, recording, broadcasting or otherwise now known or herein after developed without the previous express consent by the copyright owner, except for reproduction in daily press and regular printed publications on sale to the public within 60 days of the event related to those data/results and always provided that copyright symbol appears together as follows below.
 © DORNA, 2024



Race

MotoGP

Lap	Lap Time	T1	T2	T3	T4	Speed	Lap	Lap Time	T1	T2	T3	T4	Speed
10	1'41.072	16.673	31.930	21.006	31.463	346.1	6	1'40.018	16.654	31.737	20.469	31.158	340.6
11	1'40.956	16.650	32.064	20.818	31.424	348.3	7	1'39.664	16.640	31.495	20.488	31.041	347.2
12	1'41.003	16.737	31.963	20.665	31.638	345.0	8	1'39.779	16.611	31.681	20.495	30.992	347.2
13	1'40.816	16.756	31.959	20.678	31.423	347.2	9	1'39.892	16.636	31.653	20.567	31.036	347.2
14	1'40.866	16.816	31.971	20.655	31.424	347.2	10	1'39.959	16.596	31.613	20.641	31.109	347.2
15	1'41.056	16.685	32.004	20.810	31.557	347.2	11	2'01.206	16.690	31.583	20.485	52.448	347.2
16	1'40.773	16.742	31.961	20.672	31.398	345.0	12	1'41.435	17.200	32.115	20.753	31.367	339.6
17	1'40.952	16.766	31.932	20.807	31.447	348.3	13	1'40.917 *	16.726	31.831	20.898*	31.462	347.2
18	1'40.984	16.791	31.971	20.742	31.480	345.0	14	1'40.809	16.736	31.876	20.734	31.463	347.2
19	1'41.268	16.709	31.984	20.987	31.588	345.0	15	1'40.557	16.714	31.897	20.661	31.285	349.5
20	1'41.526	16.847	32.154	20.922	31.603	341.7	16	1'40.734	16.695	31.906	20.728	31.405	349.5
21	1'41.402	16.774	32.174	20.866	31.588	350.6	17	1'40.943	16.863	31.944	20.774	31.362	337.5
22	1'41.262	16.772	32.045	20.851	31.594	348.3	18	1'42.441	17.047	32.609	21.113	31.672	339.6
23	1'41.650	17.018	32.059	20.819	31.754	349.5	19	1'41.386	16.743	32.204	20.830	31.609	348.3
24	1'42.406	17.688	32.174	20.869	31.675	349.5	20	1'41.869	16.870	32.251	20.859	31.889	346.1

12th 12 **Maverick VIÑALES** APRILIA SPA
 Aprilia Racing
 Runs=1 Total laps=24 Full laps=23 Valid laps=20

Run #	1	Front Tyre	Slick-Medium	Rear Tyre	Slick-Medium	Speed
		New Tyre		New Tyre		
1	1'47.990	21.840	33.320	21.309	31.521	294.2
2	1'41.203	17.000	32.008	20.877	31.318	324.3
3	1'41.257 *	17.082	31.899	20.955*	31.321	331.2
4	1'40.395 *	16.883	31.679	20.628	31.205*	327.2
5	1'40.535	16.846	31.721	20.741	31.227	335.4
6	1'40.526	16.758	31.851	20.649	31.268	347.2
7	1'40.485	16.763	31.807	20.601	31.314	348.3
8	1'40.490	16.702	31.869	20.598	31.321	348.3
9	1'40.531	16.782	31.790	20.657	31.302	342.8
10	1'41.670	16.689	32.527	21.006	31.448	338.5
11	1'40.609	16.738	31.820	20.720	31.331	346.1
12	1'40.604	16.678	31.827	20.614	31.485	347.2
13	1'40.999	17.028	31.994	20.576	31.401	350.6
14	1'40.828	16.749	31.978	20.681	31.420	346.1
15	1'40.717	16.751	31.955	20.607	31.404	347.2
16	1'40.779	16.740	31.968	20.681	31.390	347.2
17	1'41.018	16.731	31.941	20.847	31.499	347.2
18	1'43.245 *	18.352*	32.671	20.737	31.485	343.9
19	1'40.943	16.739	32.000	20.787	31.417	346.1
20	1'41.417	16.946	32.076	20.745	31.650	335.4
21	1'41.365	16.793	32.156	20.831	31.585	341.7
22	1'41.694	16.843	32.282	20.846	31.723	347.2
23	1'42.143	16.853	32.127	20.826	32.337	340.6
24	1'42.420	16.954	32.375	21.105	31.986	340.6

13th 31 **Pedro ACOSTA** KTM SPA
 Red Bull GASGAS Tech3
 Runs=1 Total laps=24 Full laps=23 Valid laps=20

Run #	1	Front Tyre	Slick-Medium	Rear Tyre	Slick-Soft	Speed
		New Tyre		New Tyre		
1	1'44.398	20.529	32.096	20.529	31.244	295.0
2	1'40.094	16.743	31.690	20.494	31.167	347.2
3	1'40.056 *	16.711	31.702	20.365*	31.278	345.0
4	1'40.184	16.677	31.499	20.682	31.326	349.5
5	1'39.880	16.679	31.517	20.506	31.178	343.9

14th 30 **Takaaki NAKAGAMI** HONDA JPN
 IDEMITSU Honda LCR
 Runs=1 Total laps=24 Full laps=23 Valid laps=21

Run #	1	Front Tyre	Slick-Medium	Rear Tyre	Slick-Medium	Speed
		New Tyre		New Tyre		
1	1'47.812	21.905	33.090	21.238	31.579	297.5
2	1'41.337	17.077	31.995	20.869	31.396	328.2
3	1'41.710	16.996	31.992	21.161	31.561	332.3
4	1'41.087	16.982	31.834	20.837	31.434	329.2
5	1'41.043 *	16.920	31.984	20.807*	31.332	342.8
6	1'41.334	16.819	32.010	20.916	31.589	346.1
7	1'41.498	17.062	32.091	20.833	31.512	329.2
8	1'41.252	16.891	31.980	20.794	31.587	341.7
9	1'41.345	16.917	31.958	20.918	31.552	340.6
10	1'41.222	16.856	31.956	20.912	31.498	343.9
11	1'41.432	16.979	31.965	20.857	31.631	339.6
12	1'41.402	16.922	32.004	20.853	31.623	339.6
13	1'41.351	16.893	31.959	20.826	31.673	343.9
14	1'41.332	16.884	32.078	20.818	31.552	342.8
15	1'41.524 *	16.895	32.107	20.901*	31.621	341.7
16	1'41.559	16.885	32.115	20.898	31.661	341.7
17	1'41.834	16.935	32.150	20.999	31.750	341.7
18	1'42.112	17.212	32.172	20.961	31.767	350.6
19	1'42.038	16.916	32.188	21.057	31.877	340.6
20	1'41.888	16.884	32.164	20.972	31.868	339.6
21	1'42.049	17.033	32.188	21.018	31.810	339.6
22	1'42.452	17.328	32.232	20.990	31.902	338.5
23	1'41.871	16.899	32.187	20.996	31.789	342.8
24	1'42.229	17.000	32.175	20.978	32.076	341.7

15th 36 **Joan MIR** HONDA SPA
 Repsol Honda Team
 Runs=1 Total laps=24 Full laps=23 Valid laps=23

Run #	1	Front Tyre	Slick-Medium	Rear Tyre	Slick-Medium	Speed
		New Tyre		New Tyre		
1	1'48.604	22.087	33.251	21.489	31.777	301.6

Fastest Lap: Pedro ACOSTA Red Bull GASGAS Te SPA 1'39.664 16.640 31.495 20.488 31.041

These data/results cannot be reproduced, stored and/or transmitted in whole or in part by any manner of electronic, mechanical, photocopying, recording, broadcasting or otherwise now known or herein after developed without the previous express consent by the copyright owner, except for reproduction in daily press and regular printed publications on sale to the public within 60 days of the event related to those data/results and always provided that copyright symbol appears together as follows below.
 © DORNA, 2024



Race

MotoGP

Lap	Lap Time	T1	T2	T3	T4	Speed	Lap	Lap Time	T1	T2	T3	T4	Speed		
2	1'41.839	17.139	32.025	20.954	31.721	323.3	17th 10	Luca MARINI Repsol Honda Team	HONDA				ITA		
3	1'41.277	17.027	31.910	20.810	31.530	336.4			Runs=1	Total laps=24	Full laps=23	Valid laps=23			
4	1'41.279	16.984	31.912	20.877	31.506	335.4			Run # 1	Front Tyre	Slick-Medium	Rear Tyre	Slick-Medium		
5	1'41.062	16.876	31.939	20.850	31.397	335.4				New Tyre		New Tyre			
6	1'41.245	16.863	31.945	20.923	31.514	337.5			1	1'48.386	21.957	32.985	21.660	31.784	304.2
7	1'41.274	16.887	31.883	20.843	31.661	337.5			2	1'41.664	17.204	31.979	21.004	31.477	328.2
8	1'41.127	16.808	31.977	20.828	31.514	347.2			3	1'41.472	17.128	31.980	20.796	31.568	331.2
9	1'41.342	16.844	31.956	21.026	31.516	341.7			4	1'41.284	17.034	31.871	20.853	31.526	336.4
10	1'41.090	16.848	31.875	20.890	31.477	343.9			5	1'41.081	16.873	31.949	20.860	31.399	342.8
11	1'41.372	16.921	31.909	20.939	31.603	340.6			6	1'41.229	16.870	31.888	20.894	31.577	345.0
12	1'41.334	16.878	31.979	20.913	31.564	341.7			7	1'41.086	16.947	31.806	20.771	31.562	341.7
13	1'41.301	16.823	32.003	20.874	31.601	341.7			8	1'41.068	16.839	31.891	20.880	31.458	346.1
14	1'41.400	16.929	32.052	20.831	31.588	348.3			9	1'41.295	16.928	31.949	20.911	31.507	340.6
15	1'41.384	16.831	32.042	20.901	31.610	345.0			10	1'41.305	16.852	31.952	20.954	31.547	337.5
16	1'41.659	16.895	32.255	20.945	31.564	341.7			11	1'41.393	16.937	31.986	20.920	31.550	340.6
17	1'41.680	16.879	32.106	20.965	31.730	346.1			12	1'41.393	16.941	31.962	20.923	31.567	339.6
18	1'42.445	17.134	32.497	21.096	31.718	339.6			13	1'41.328	16.838	32.002	20.903	31.585	341.7
19	1'42.028	16.884	32.117	20.980	32.047	343.9			14	1'41.863	17.272	32.063	20.933	31.595	341.7
20	1'41.753	16.901	32.162	20.976	31.714	342.8			15	1'42.226	16.901	32.496	21.141	31.688	340.6
21	1'41.795	16.848	32.230	20.973	31.744	343.9			16	1'43.369	16.919	32.045	20.903	33.502	342.8
22	1'42.473	17.287	32.307	20.952	31.927	345.0			17	1'42.100	16.961	32.206	21.048	31.885	341.7
23	1'41.835	16.856	32.218	21.043	31.718	347.2			18	1'41.972	16.997	32.139	20.985	31.851	341.7
24	1'42.260	16.952	32.246	20.873	32.189	346.1			19	1'41.772	16.890	32.115	20.956	31.811	342.8
									20	1'42.052	16.900	32.203	21.061	31.888	343.9
							21	1'42.041	16.996	32.125	21.070	31.850	345.0		
							22	1'42.495	16.962	32.467	21.043	32.023	345.0		
							23	1'42.292	16.916	32.289	21.072	32.015	341.7		
							24	1'42.249	16.939	32.234	21.074	32.002	342.8		
16th 5	Johann ZARCO					HONDA	FRA								
		CASTROL Honda LCR													
		Runs=1	Total laps=24	Full laps=23	Valid laps=21										
Run # 1	Front Tyre	Slick-Medium	Rear Tyre	Slick-Medium											
	New Tyre		New Tyre												
1	1'48.485	21.995	33.238	21.431	31.821	307.6									
2	1'42.658 *	17.162*	33.043	21.050	31.403	342.8									
3	1'41.303	17.097	31.842	20.962	31.402	325.3									
4	1'41.132	16.939	31.926	20.904	31.363	332.3									
5	1'41.206	16.971	31.888	20.907	31.440	333.3									
6	1'41.500	16.885	32.082	21.028	31.505	339.6									
7	1'41.026	16.921	31.784	20.929	31.392	341.7									
8	1'40.894	16.790	31.805	20.888	31.411	342.8									
9	1'41.094	16.804	31.899	20.928	31.463	341.7									
10	1'41.160	16.864	31.932	20.928	31.436	335.4									
11	1'41.295	16.856	31.930	20.979	31.530	339.6									
12	1'41.302	16.862	31.982	20.961	31.497	339.6									
13	1'41.251	16.781	32.060	20.899	31.511	339.6									
14	1'41.709	16.988	32.219	20.996	31.506	335.4									
15	1'41.741	16.898	32.169	20.981	31.693	338.5									
16	1'41.587 *	16.815	32.060	21.048*	31.664	343.9									
17	1'41.952	16.941	32.259	21.024	31.728	341.7									
18	1'41.980	16.917	32.232	21.154	31.677	342.8									
19	1'42.052	16.926	32.234	21.103	31.789	340.6									
20	1'42.296	17.019	32.305	21.067	31.905	343.9									
21	1'42.090	16.921	32.213	21.120	31.836	345.0									
22	1'42.069	16.889	32.252	21.112	31.816	345.0									
23	1'42.022	16.851	32.290	21.108	31.773	346.1									
24	1'42.476	16.875	32.300	21.128	32.173	341.7									
							18th 23	Enea BASTIANINI					DUCATI	ITA	
							Ducati Lenovo Team								
							Runs=1	Total laps=24	Full laps=23	Valid laps=20					
							Run # 1	Front Tyre	Slick-Medium	Rear Tyre	Slick-Medium				
								New Tyre		New Tyre					
							1	1'46.014	21.020	32.601	20.958	31.435	301.6		
							2	1'40.621	16.899	31.934	20.615	31.173	333.3		
							3	1'40.951	16.868	31.979	20.800	31.304	338.5		
							4	1'40.558	16.891	31.822	20.644	31.201	340.6		
							5	1'40.666	16.692	31.681	20.724	31.569	342.8		
							6	1'40.585	16.822	31.796	20.712	31.255	339.6		
							7	1'40.406	16.834	31.705	20.655	31.212	337.5		
							8	1'40.339	16.671	31.781	20.631	31.256	350.6		
							9	1'40.554	16.708	31.850	20.710	31.286	352.9		
							10	1'40.496	16.711	31.777	20.661	31.347	340.6		
							11	1'40.589	16.701	31.802	20.767	31.319	342.8		
							12	1'41.078 *	16.758*	32.359	20.694	31.267	347.2		
							13	1'40.389	16.681	31.788	20.655	31.265	345.0		
							14	1'40.603	16.668	31.796	20.749	31.390	345.0		
							15	1'42.703 *	17.997*	32.572	20.766	31.368	349.5		
							16	1'40.777	16.783	31.942	20.693	31.359	337.5		
							17	1'41.141	16.814	32.197	20.726	31.404	346.1		
							18	1'44.161 *	19.336*	32.720	20.679	31.426	347.2		
							19	1'41.371	16.791	32.167	20.709	31.704	345.0		
							20	1'41.214	16.808	32.105	20.843	31.458	342.8		
							21	1'41.213	17.014	32.039	20.758	31.402	349.5		

Fastest Lap: Pedro ACOSTA Red Bull GASGAS Te SPA 1'39.664 16.640 31.495 20.488 31.041

These data/results cannot be reproduced, stored and/or transmitted in whole or in part by any manner of electronic, mechanical, photocopying, recording, broadcasting or otherwise now known or herein after developed without the previous express consent by the copyright owner, except for reproduction in daily press and regular printed publications on sale to the public within 60 days of the event related to those data/results and always provided that copyright symbol appears together as follows below.
© DORNA, 2024

Race

MotoGP

Lap	Lap Time	T1	T2	T3	T4	Speed	Lap	Lap Time	T1	T2	T3	T4	Speed
22	1'40.837	16.636	31.935	20.772	31.494	348.3	18	1'43.004	17.470	32.597	21.147	31.790	345.0
23	1'41.652	16.719	31.996	20.750	32.187	350.6	19	1'42.314	16.971	32.370	21.074	31.899	345.0
24	1'41.423	16.717	32.059	20.915	31.732	352.9	20	1'43.472 *	17.071*	33.279	21.077	32.045	348.3

19th 6 Stefan BRADL HONDA GER
 HRC Test Team
 Runs=1 Total laps=24 Full laps=23 Valid laps=23

Run #	1	Front Tyre	Slick-Medium	Rear Tyre	Slick-Medium	Speed
		New Tyre		New Tyre		
1	1'48.863	22.243	33.215	21.551	31.854	303.3
2	1'42.016	17.299	32.192	20.963	31.562	320.4
3	1'41.391	16.982	31.975	20.887	31.547	332.3
4	1'41.139	16.880	31.987	20.822	31.450	338.5
5	1'41.703	16.975	32.216	20.928	31.584	333.3
6	1'41.795	16.970	32.159	20.951	31.715	336.4
7	1'41.614	16.971	32.124	20.809	31.710	341.7
8	1'42.018	16.907	32.322	20.958	31.831	343.9
9	1'41.715	16.848	32.131	20.953	31.783	346.1
10	1'41.718	16.819	32.273	20.863	31.763	343.9
11	1'41.991	16.829	32.258	20.981	31.923	342.8
12	1'42.270	16.988	32.293	20.917	32.072	340.6
13	1'42.136	16.899	32.397	20.928	31.912	343.9
14	1'42.559	16.921	32.518	21.012	32.108	345.0
15	1'42.443	17.038	32.472	20.943	31.990	342.8
16	1'42.679	17.047	32.528	20.992	32.112	341.7
17	1'43.002	17.035	32.621	21.147	32.199	341.7
18	1'43.067	16.978	32.678	21.080	32.331	341.7
19	1'43.201	17.082	32.688	21.174	32.257	341.7
20	1'43.337	17.019	32.770	21.205	32.343	342.8
21	1'43.555	17.141	32.814	21.125	32.475	340.6
22	1'43.992	17.044	33.063	21.402	32.483	342.8
23	1'44.197	17.120	32.943	21.531	32.603	341.7
24	1'44.620	17.148	33.100	21.496	32.876	341.7

21st 21 Franco MORBIDELLI DUCATI ITA
 Prima Pramac Racing
 Runs=1 Total laps=17 Full laps=16 Valid laps=15

Run #	1	Front Tyre	Slick-Medium	Rear Tyre	Slick-Medium	Speed
		New Tyre		New Tyre		
1	1'46.138	21.313	32.443	20.946	31.436	299.1
2	1'40.711	16.881	31.914	20.789	31.127	329.2
3	1'40.229	16.819	31.729	20.531	31.150	343.9
4	1'40.099	16.834	31.744	20.466	31.055	345.0
5	1'39.974	16.736	31.594	20.524	31.120	346.1
6	1'40.169	16.803	31.659	20.535	31.172	346.1
7	1'40.043	16.706	31.612	20.492	31.233	348.3
8	1'40.526	16.882	31.722	20.595	31.327	350.6
9	1'40.377	16.719	31.749	20.661	31.248	347.2
10	1'40.371	16.726	31.732	20.642	31.271	346.1
11	1'41.188 *	16.804	31.716	20.658	32.010*	342.8
12	1'40.834	16.727	31.843	20.754	31.510	341.7
13	1'40.633	16.749	31.846	20.735	31.303	339.6
14	1'40.636	16.806	31.788	20.678	31.364	342.8
15	1'40.450	16.725	31.813	20.532	31.380	347.2
16	1'41.096	16.721	32.151	20.825	31.399	347.2
17	1'40.724	16.760	31.814	20.759	31.391	346.1
unfinished		16.775	31.947	20.716		348.3

20th 42 Alex RINS YAMAHA SPA
 Monster Energy Yamaha MotoGP Team
 Runs=1 Total laps=24 Full laps=23 Valid laps=22

Run #	1	Front Tyre	Slick-Medium	Rear Tyre	Slick-Medium	Speed
		New Tyre		New Tyre		
1	1'48.721	22.429	33.228	21.365	31.699	301.6
2	1'41.429	17.285	31.979	20.746	31.419	324.3
3	1'40.964	16.800	31.865	20.851	31.448	342.8
4	1'40.984	16.964	31.921	20.664	31.435	330.2
5	1'41.017	17.033	31.874	20.790	31.320	343.9
6	1'41.286	16.958	32.063	20.828	31.437	350.6
7	1'40.939	16.818	31.884	20.738	31.499	349.5
8	1'41.170	16.823	31.985	20.827	31.535	346.1
9	1'41.295	16.783	32.034	20.830	31.648	345.0
10	1'41.296	16.758	32.054	20.876	31.608	346.1
11	1'41.410	16.781	32.102	20.830	31.697	343.9
12	1'41.175	16.766	31.965	20.833	31.611	343.9
13	1'41.291	16.731	32.109	20.789	31.662	346.1
14	1'41.407	16.726	32.116	20.826	31.739	346.1
15	1'41.696	16.878	32.127	20.862	31.829	345.0
16	1'41.938	16.801	32.278	20.962	31.897	343.9
17	1'41.894	16.824	32.263	20.947	31.860	343.9

22nd 37 Augusto FERNANDEZ KTM SPA
 Red Bull GASGAS Tech3
 Runs=1 Total laps=5 Full laps=4 Valid laps=3

Run #	1	Front Tyre	Slick-Medium	Rear Tyre	Slick-Medium	Speed
		New Tyre		New Tyre		
1	1'47.401	21.791	33.007	21.044	31.559	296.7
2	1'41.418	17.084	32.095	20.880	31.359	320.4
3	1'40.881 *	16.880	31.840	20.851*	31.310	327.2
4	1'40.536	16.918	31.764	20.592	31.262	330.2
5	1'40.359	16.770	31.718	20.600	31.271	346.1
unfinished		16.828	31.844	20.690		336.4

23rd 43 Jack MILLER KTM AUS
 Red Bull KTM Factory Racing
 Runs=1 Total laps=2 Full laps=1 Valid laps=1

Run #	1	Front Tyre	Slick-Medium	Rear Tyre	Slick-Soft	Speed
		New Tyre		New Tyre		
1	1'45.499	20.970	32.298	20.804	31.427	299.1
2	1'40.857	17.264	31.723	20.660	31.210	346.1
unfinished		16.785	31.663	20.625		345.0

Fastest Lap: Pedro ACOSTA Red Bull GASGAS Te SPA 1'39.664 16.640 31.495 20.488 31.041

These data/results cannot be reproduced, stored and/or transmitted in whole or in part by any manner of electronic, mechanical, photocopying, recording, broadcasting or otherwise now known or herein after developed without the previous express consent by the copyright owner, except for reproduction in daily press and regular printed publications on sale to the public within 60 days of the event related to those data/results and always provided that copyright symbol appears together as follows below.
 © DORNA, 2024



Num Lap Time Gap

30	1'41.351	19.863
16	1'41.328	20.022
10	1'41.301	20.184
5	1'41.251	20.344
31	1'40.917	23.520
6	1'42.136	26.407

Lap 14

89	1'40.252	
1	1'40.142	0.813
41	1'40.703	5.477
25	1'40.596	6.094
93	1'40.370	6.623
21	1'40.636	7.714
33	1'41.252	8.657
73	1'40.712	9.492
23	1'40.603	9.635
49	1'40.620	11.196
88	1'40.899	12.155
12	1'40.828	13.908
20	1'40.927	14.554
72	1'40.866	15.256
42	1'41.407	20.170
30	1'41.332	20.943
36	1'41.400	21.332
10	1'41.863	21.633
5	1'41.709	21.801
31	1'40.809	24.077
6	1'42.559	28.714

Lap 15

89	1'40.290	
1	1'40.219	0.742
41	1'41.080	6.267
25	1'40.875	6.679
93	1'40.645	6.978
21	1'40.450	7.874
33	1'41.082	9.449
73	1'41.369	10.571
49	1'40.866	11.772
23	1'42.703	12.048
88	1'41.462	13.327
12	1'40.717	14.335
20	1'40.850	15.114
72	1'41.056	16.022
42	1'41.696	21.576
30	1'41.524	22.177
36	1'41.384	22.426
5	1'41.741	23.252
10	1'42.226	23.569
31	1'40.557	24.344
6	1'42.443	30.867

Lap 16

89	1'40.323	
1	1'40.104	0.523
41	1'40.816	6.760
25	1'40.830	7.186
93	1'40.794	7.449
21	1'41.096	8.647
33	1'41.136	10.262
73	1'40.782	11.030
49	1'40.870	12.319
23	1'40.777	12.502
88	1'41.385	14.389
12	1'40.779	14.791
20	1'40.969	15.760
72	1'40.773	16.472
42	1'41.938	23.191
30	1'41.559	23.413

36	1'41.659	23.762
5	1'41.587	24.516
31	1'40.734	24.755
10	1'43.369	26.615
6	1'42.679	33.223

Lap 17

89	1'40.410	
1	1'40.256	0.369
41	1'41.167	7.517
25	1'41.063	7.839
93	1'40.924	7.963
21	1'40.724	8.961
33	1'41.563	11.415
73	1'40.975	11.595
23	1'41.141	13.233
49	1'41.688	13.597
88	1'41.357	15.336
12	1'41.018	15.399
20	1'40.997	16.347
72	1'40.952	17.014
42	1'41.894	24.675
30	1'41.834	24.837
36	1'41.680	25.032
31	1'40.943	25.288
5	1'41.952	26.058
10	1'42.100	28.305
6	1'43.002	35.815

Lap 18

89	1'40.533	
1	1'40.360	0.196
41	1'41.068	8.052
93	1'40.838	8.268
25	1'41.560	8.866
33	1'41.500	12.382
73	1'41.484	12.546
49	1'40.770	13.834
88	1'41.597	16.400
20	1'40.948	16.762
23	1'44.161	16.861
72	1'40.984	17.465
12	1'43.245	18.111
30	1'42.112	26.416
36	1'42.445	26.944
42	1'43.004	27.146
31	1'42.441	27.196
5	1'41.980	27.505
10	1'41.972	29.744
6	1'43.067	38.349

Lap 19

1	1'40.357	
89	1'40.893	0.340
41	1'41.129	8.628
93	1'41.034	8.749
25	1'41.974	10.287
73	1'41.750	13.743
33	1'42.108	13.937
49	1'40.808	14.089
88	1'41.522	17.369
20	1'41.435	17.644
23	1'41.371	17.679
72	1'41.268	18.180
12	1'40.943	18.501
30	1'42.038	27.901
31	1'41.386	28.029
36	1'42.028	28.419
42	1'42.314	28.907
5	1'42.052	29.004

10	1'41.772	30.963
6	1'43.201	40.997

Lap 20

1	1'40.758	
89	1'41.154	0.736
41	1'41.403	9.273
93	1'41.366	9.357
25	1'42.226	11.755
73	1'41.732	14.717
33	1'41.701	14.880
49	1'41.615	14.946
88	1'41.464	18.075
23	1'41.214	18.135
20	1'41.621	18.507
72	1'41.526	18.948
12	1'41.417	19.160
30	1'41.888	29.031
31	1'41.869	29.140
36	1'41.753	29.414
5	1'42.296	30.542
42	1'43.472	31.621
10	1'42.052	32.257
6	1'43.337	43.576

Lap 21

1	1'40.849	
89	1'40.923	0.810
93	1'41.398	9.906
41	1'41.735	10.159
25	1'41.796	12.702
73	1'41.342	15.210
49	1'41.188	15.285
33	1'42.209	16.240
23	1'41.213	18.499
88	1'41.756	18.982
20	1'41.654	19.312
72	1'41.402	19.501
12	1'41.365	19.676
31	1'41.590	29.881
30	1'42.049	30.231
36	1'41.795	30.360
5	1'42.090	31.783
42	1'42.539	33.311
10	1'42.041	33.449
6	1'43.555	46.282

Lap 22

1	1'40.800	
89	1'40.995	1.005
93	1'41.429	10.535
41	1'41.370	10.729
25	1'41.902	13.804
49	1'41.658	16.143
73	1'41.982	16.392
33	1'41.998	17.438
23	1'40.837	18.536
88	1'41.610	19.792
72	1'41.262	19.963
20	1'41.850	20.362
12	1'41.694	20.570
31	1'42.040	31.121
30	1'42.452	31.883
36	1'42.473	32.033
5	1'42.069	33.052
10	1'42.495	35.144
42	1'43.034	35.545
6	1'43.992	49.474

Lap 23

1	1'41.084	
89	1'41.606	1.527
93	1'41.343	10.794
41	1'41.315	10.960
25	1'42.268	14.988
49	1'41.052	16.111
73	1'41.688	16.996
33	1'41.897	18.251
23	1'41.652	19.104
88	1'41.748	20.456
72	1'41.650	20.529
20	1'41.584	20.862
12	1'42.143	21.629
31	1'42.041	32.078
30	1'41.871	32.670
36	1'41.835	32.784
5	1'42.022	33.990
10	1'42.292	36.352
6	1'44.197	52.587
42	2'06.746	1'01.207

Lap 24

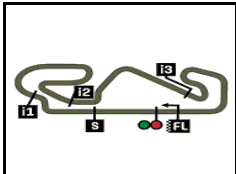
1	1'41.912	
89	1'42.125	1.740
93	1'41.609	10.491
41	1'41.495	10.543
49	1'41.242	15.441
25	1'42.840	15.916
73	1'41.798	16.882
33	1'42.239	18.578
23	1'41.423	18.615
20	1'41.527	20.477
88	1'42.345	20.889
72	1'42.406	21.023
12	1'42.420	22.137
31	1'41.801	31.967
30	1'42.229	32.987
36	1'42.260	33.132
5	1'42.476	34.554
10	1'42.249	36.689
6	1'44.620	55.295
42	1'44.133	1'03.428

Lapped rider

These data/results cannot be reproduced, stored and/or transmitted in whole or in part by any manner of electronic, mechanical, photocopying, recording, broadcasting or otherwise now known or herein after developed without the previous express consent by the copyright owner, except for reproduction in daily press and regular printed publications on sale to the public within 60 days of the event related to those data/results and always provided that copyright symbol appears together as follows below.

© DORNA, 2024





4657 m.

GRAN PREMI MONSTER ENERGY DE CATALUNYA

MotoGP™

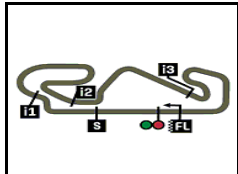
2024 Rookie of the Year Classification

36

Rider	Points	Leader	Prev	QAT	POR	AME	SPA	FRA	CAT	ITA	NED	GER	GBR	AUT	ARA	RSM	IND	INA	JPN	AUS	THA	MAL	VAL	
1 ACOSTA Pedro [SPA]	83			9 2 7	19 3 16	26 6 20	15 9 6	4 4 -	10 7 3															

These data/results cannot be reproduced, stored and/or transmitted in whole or in part by any manner of electronic, mechanical, photocopying, recording, broadcasting or otherwise now known or herein after developed without the previous express consent by the copyright owner, except for reproduction in daily press and regular printed publications on sale to the public within 60 days of the event related to those data/results and always provided that copyright symbol appears together as follows below.
© DORNA, 2024





4657 m.

GRAN PREMI MONSTER ENERGY DE CATALUNYA

MotoGP™

2024 Independent Team Classification

36

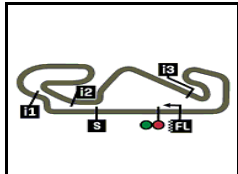
Rider	Points	Leader	Prev	QAT	POR	AME	SPA	FRA	CAT	ITA	NED	GER	GBR	AUT	ARA	RSM	IND	INA	JPN	AUS	THA	MAL	VAL	
1 MARTIN Jorge [SPA]	155			28 12 16	32 7 25	20 7 13	12 12 -	37 12 25	26 6 20															
2 MARQUEZ Marc [SPA]	114	41	41	18 5 13	9 9 -	9 9 -	24 4 20	29 9 20	25 9 16															
3 ACOSTA Pedro [SPA]	83	72	31	9 2 7	19 3 16	26 6 20	15 9 6	4 4 -	10 7 3															
4 DI GIANNANTONIO Fabio [ITA]	62	93	21	9 - 9	6 - 6	10 - 10	9 - 9	13 3 10	15 4 11															
5 BEZZECCHI Marco [ITA]	42	113	20	2 - 2	10 - 10	8 - 8	16 - 16	- - -	6 1 5															
6 MARQUEZ Alex [SPA]	42	113	0	13 3 10	- - -	1 - 1	13 - 13	6 - 6	9 - 9															
7 OLIVEIRA Miguel [POR]	29	126	13	1 - 1	7 - 7	5 - 5	10 2 8	- - -	6 - 6															
8 FERNANDEZ Raul [SPA]	28	127	1	- - -	- - -	7 1 6	5 - 5	6 1 5	10 - 10															
9 MORBIDELLI Franco [ITA]	15	140	13	- - -	- - -	- - -	6 6 -	9 - 9	- -															
10 FERNANDEZ Augusto [SPA]	13	142	2	- - -	5 - 5	2 - 2	3 3 -	3 - 3	- -															
11 ZARCO Johann [FRA]	9	146	4	4 - 4	1 - 1	- - -	- - -	4 - 4	- -															
12 NAKAGAMI Takaaki [JPN]	8	147	1	- - -	2 - 2	- - -	2 - 2	2 - 2	2 - 2															

These data/results cannot be reproduced, stored and/or transmitted in whole or in part by any manner of electronic, mechanical, photocopying, recording, broadcasting or otherwise now known or herein after developed without the previous express consent by the copyright owner, except for reproduction in daily press and regular printed publications on sale to the public within 60 days of the event related to those data/results and always provided that copyright symbol appears together as follows below.
© DORNA, 2024

Official MotoGP Timing by 
www.motogp.com



Barcelona, Sunday, May 26, 2024



4657 m.

GRAN PREMI MONSTER ENERGY DE CATALUNYA

MotoGP™

2024 Independent Team Classification

36

Team	Points	Leader	Previous	QAT	POR	AME	SPA	FRA	CAT	ITA	NED	GER	GBR	AUT	ARA	RSM	IND	INA	JPN	AUS	THA	MAL	VAL
1 PRIMA PRAMAC RACING	170			28	32	20	18	46	26														
2 GRESINI RACING MOTOGP	156	14	14	31	9	10	37	35	34														
3 PERTAMINA ENDURO VR46 RACING TE	104	66	52	11	16	18	25	13	21														
4 RED BULL GASGAS TECH3	96	74	8	9	24	28	18	7	10														
5 TRACKHOUSE RACING	57	113	39	1	7	12	15	6	16														
6 LCR HONDA	17	153	40	4	3	-	2	6	2														

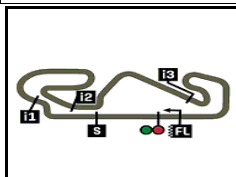
These data/results cannot be reproduced, stored and/or transmitted in whole or in part by any manner of electronic, mechanical, photocopying, recording, broadcasting or otherwise now known or herein after developed without the previous express consent by the copyright owner, except for reproduction in daily press and regular printed publications on sale to the public within 60 days of the event related to those data/results and always provided that copyright symbol appears together as follows below.

© DORNA, 2024

Official MotoGP Timing by 
www.motogp.com



Barcelona, Sunday, May 26, 2024



4657 m.

2024 Riders Performance

(Qualifying Position / Sprint Starting Position - Sprint Position / Race Starting Position - Race Position)

37

Rider	Points	QAT	POR	AME	SPA	FRA	CAT	ITA	NED	GER	GBR	AUT	ARA	RSM	IND	INA	JPN	AUS	THA	MAL	VAL		
1 MARTIN Jorge	155	1	3	6	3	1	7																
		1-1	3-3	6-3	3-1	1-1	7-4																
		1-3	3-1	6-4	3-NC	1-1	7-2																
2 BAGNAIA Francesco	116	5	4	4	7	2	2																
		5-4	4-4	4-8	7-NC	2-NC	2-NC																
		5-1	4-NC	4-5	7-1	2-3	2-1																
3 MARQUEZ Marc	114	6	8	3	1	13	14																
		6-5	8-2	3-2	1-6	13-2	14-2																
		6-4	8-16	3-NC	1-2	13-2	14-3																
4 BASTIANINI Enea	94	3	1	5	9	10	11																
		3-6	1-6	5-6	9-NC	10-4	11-5																
		3-5	1-2	5-3	9-5	10-4	11-18																
5 VIÑALES Maverick	87	10	2	1	11	3	12																
		10-9	2-1	1-1	11-NC	3-3	12-8																
		10-10	2-NC	1-1	11-9	3-5	12-12																
6 ACOSTA Pedro	83	8	7	2	10	7	5																
		8-8	7-7	2-4	10-2	7-6	5-3																
		8-9	7-3	2-2	10-10	7-NC	5-13																
7 ESPARGARO Aleix	76	2	13	7	12	6	1																
		2-3	13-8	7-5	12-NL	6-5	1-1																
		2-8	13-8	7-7	12-NC	6-9	1-4																
8 BINDER Brad	75	4	10	17	4	22	4																
		4-2	10-NC	17-12	4-NC	22-15	4-NC																
		4-2	10-4	17-9	4-6	22-8	4-8																
9 DI GIANNANTONIO Fabio	62	7	14	8	5	4	6																
		7-NC	14-NC	8-NL	5-13	4-7	6-6																
		7-7	14-10	8-6	5-7	4-6	6-5																

NC=Not classified NL=Not finished first lap NP=Not started race re-start N2=Not finished first lap race re-start EX=Excluded NS=Not Started DS=Disqualified

These data/results cannot be reproduced, stored and/or transmitted in whole or in part by any manner of electronic, mechanical, photocopying, recording, broadcasting or otherwise now known or herein after developed without the previous express consent by the copyright owner, except for reproduction in daily press and regular printed publications on sale to the public within 60 days of the event related to those data/results and always provided that copyright symbol appears together as follows below.
© DORNA, 2024

Rider	Points	QAT	POR	AME	SPA	FRA	CAT	ITA	NED	GER	GBR	AUT	ARA	RSM	IND	INA	JPN	AUS	THA	MAL	VAL	
10 BEZZECCHI Marco	42	15	6	10	2	5	16															
		15-11	6-11	10-13	2-NC	5-NC	16-9															
		15-14	6-6	10-8	2-3	5-NC	16-11															
11 MARQUEZ Alex	42	9	12	12	6	17	13															
		9-7	12-13	12-14	6-NC	17-14	13-14															
		9-6	12-NC	12-15	6-4	17-10	13-7															
12 QUARTARARO Fabio	32	16	9	16	23	8	17															
		16-12	9-9	16-15	23-5	8-10	17-10															
		16-11	9-7	16-12	23-15	8-NC	17-9															
13 OLIVEIRA Miguel	29	14	15	14	14	12	15															
		14-13	15-12	14-11	14-8	12-11	15-NC															
		14-15	15-9	14-11	14-8	12-NC	15-10															
14 FERNANDEZ Raul	28	12	16	13	17	14	3															
		12-14	16-10	13-9	17-12	14-9	3-NC															
		23-NC	16-NC	13-10	17-11	14-11	3-6															
15 MILLER Jack	27	11	5	11	15	11	9															
		11-10	5-5	11-7	15-14	11-8	9-7															
		11-21	5-5	11-13	15-NC	11-NC	9-NC															
16 MORBIDELLI Franco	15	22	17	9	8	9	10															
		22-20	17-16	9-10	8-4	9-12	10-11															
		22-18	17-18	9-NC	8-NC	9-7	10-NC															
17 FERNANDEZ Augusto	13	18	18	18	18	20	19															
		18-18	18-15	18-NL	18-7	20-17	19-17															
		18-17	18-11	18-14	18-NC	20-13	19-NC															
18 MIR Joan	13	17	20	20	20	18	21															
		17-15	20-14	20-NC	20-9	18-NC	21-15															
		17-13	20-12	20-NC	20-12	18-NC	21-15															
19 ZARCO Johann	9	13	19	19	13	15	18															
		13-16	19-NC	19-NC	13-11	15-13	18-NC															
		13-12	19-15	19-NC	13-NC	15-12	18-16															
20 NAKAGAMI Takaaki	8	19	21	21	24	19	20															
		19-19	21-17	21-NL	24-10	19-16	20-13															
		19-19	21-14	21-NC	24-14	19-14	20-14															

NC=Not classified NL=Not finished first lap NP=Not started race re-start N2=Not finished first lap race re-start EX=Excluded NS=Not Started DS=Disqualified

These data/results cannot be reproduced, stored and/or transmitted in whole or in part by any manner of electronic, mechanical, photocopying, recording, broadcasting or otherwise now known or herein after developed without the previous express consent by the copyright owner, except for reproduction in daily press and regular printed publications on sale to the public within 60 days of the event related to those data/results and always provided that copyright symbol appears together as follows below.
© DORNA, 2024

Official MotoGP Timing by **TISSOT**
www.motogp.com



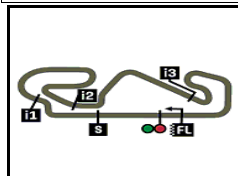
Rider	Points	QAT	POR	AME	SPA	FRA	CAT	ITA	NED	GER	GBR	AUT	ARA	RSM	IND	INA	JPN	AUS	THA	MAL	VAL	
21 RINS Alex	7	20	11	15	25	16	8															
		20-17	11-NC	15-16	25-15	16-NC	8-12															
		20-16	11-13	15-NC	25-13	16-15	8-20															
22 PEDROSA Daniel	7	-	-	-	16	-	-															
		-	-	-	16-3	-	-															
		-	-	-	16-NC	-	-															
23 MARINI Luca	0	21	22	22	22	21	22															
		21-21	22-18	22-17	22-NC	21-18	22-16															
		21-20	22-17	22-16	22-17	21-16	22-17															
24 BRADL Stefan	0	-	-	-	19	-	23															
		-	-	-	19-NC	-	23-18															
		-	-	-	19-16	-	23-19															
25 SAVADORI Lorenzo	0	-	-	-	21	-	-															
		-	-	-	21-16	-	-															
		-	-	-	21-NC	-	-															

NC=Not classified NL=Not finished first lap NP=Not started race re-start N2=Not finished first lap race re-start EX=Excluded NS=Not Started DS=Disqualified

These data/results cannot be reproduced, stored and/or transmitted in whole or in part by any manner of electronic, mechanical, photocopying, recording, broadcasting or otherwise now known or herein after developed without the previous express consent by the copyright owner, except for reproduction in daily press and regular printed publications on sale to the public within 60 days of the event related to those data/results and always provided that copyright symbol appears together as follows below.
© DORNA, 2024

Official MotoGP Timing by **TISSOT**
www.motogp.com





4657 m.

GRAN PREMI MONSTER ENERGY DE CATALUNYA

Official Starting Grid

Race : 24 laps = 111.768 km



1	1 1'38.190 41 Aleix ESPARGARO Aprilia	2 1'38.221 1 Francesco BAGNAIA Ducati	3 1'38.261 25 Raul FERNANDEZ Aprilia
2	4 1'38.334 33 Brad BINDER KTM	5 1'38.369 31 Pedro ACOSTA KTM	6 1'38.400 49 Fabio DI GIANNANTONIO Ducati
3	7 1'38.401 89 Jorge MARTIN Ducati	8 1'38.692 42 Alex RINS Yamaha	9 1'38.763 43 Jack MILLER KTM
4	10 1'38.778 21 Franco MORBIDELLI Ducati	11 1'38.860 23 Enea BASTIANINI Ducati	12 1'38.972 12 Maverick VIÑALES Aprilia
5	13 1'38.530 73 Alex MARQUEZ Ducati	14 1'38.536 93 Marc MARQUEZ Ducati	15 1'38.551 88 Miguel OLIVEIRA Aprilia
6	16 1'38.662 72 Marco BEZZECCHI Ducati	17 1'38.705 20 Fabio QUARTARARO Yamaha	18 1'38.978 5 Johann ZARCO Honda
7	19 1'39.120 37 Augusto FERNANDEZ KTM	20 1'39.156 30 Takaaki NAKAGAMI Honda	21 1'39.524 36 Joan MIR Honda
8	22 1'39.621 10 Luca MARINI Honda	23 1'40.276 6 Stefan BRADL Honda	

The results are provisional until the end of the limit for protest and appeals and until the ratification of the Event Management Committee.

Time limit for protest expires 60' at the latest after publication of the results - Time:

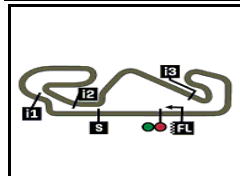
These data/results cannot be reproduced, stored and/or transmitted in whole or in part by any manner of electronic, mechanical, photocopying, recording, broadcasting or otherwise now known or herein after developed without the previous express consent by the copyright owner, except for reproduction in daily press and regular printed publications on sale to the public within 60 days of the event related to those data/results and always provided that copyright symbol appears together as follows below.

© DORNA, 2024

Official MotoGP Timing by TISSOT
www.motogp.com



Barcelona, Sunday, May 26, 2024



4657 m.

GRAN PREMI MONSTER ENERGY DE CATALUNYA

Race

Top Speed & Average



Rider	Nation	Motorcycle	Top 5 speeds					Average	Top
23 Enea BASTIANINI	ITA	DUCATI	352.9	352.9	350.6	350.6	349.5	351.0	352.9
20 Fabio QUARTARARO	FRA	YAMAHA	351.7	350.6	350.6	350.6	350.6	350.8	351.7
12 Maverick VIÑALES	SPA	APRILIA	350.6	348.3	348.3	347.2	347.2	347.8	350.6
21 Franco MORBIDELLI	ITA	DUCATI	350.6	348.3	348.3	347.2	347.2	348.1	350.6
30 Takaaki NAKAGAMI	JPN	HONDA	350.6	346.1	343.9	343.9	342.8	344.7	350.6
33 Brad BINDER	RSA	KTM	350.6	350.6	349.5	349.5	349.5	349.7	350.6
41 Aleix ESPARGARO	SPA	APRILIA	350.6	349.5	348.3	347.2	347.2	348.2	350.6
42 Alex RINS	SPA	YAMAHA	350.6	350.6	349.5	348.3	347.2	349.2	350.6
72 Marco BEZZECCHI	ITA	DUCATI	350.6	350.6	349.5	349.5	348.3	349.2	350.6
88 Miguel OLIVEIRA	POR	APRILIA	350.6	349.5	349.5	349.5	348.3	349.3	350.6
93 Marc MARQUEZ	SPA	DUCATI	350.6	349.5	349.5	349.5	349.5	349.7	350.6
31 Pedro ACOSTA	SPA	KTM	349.5	349.5	349.5	348.3	347.2	347.8	349.5
49 Fabio DI GIANNANTONIO	ITA	DUCATI	349.5	346.1	345.0	345.0	345.0	345.9	349.5
1 Francesco BAGNAIA	ITA	DUCATI	348.3	348.3	348.3	347.2	347.2	347.5	348.3
36 Joan MIR	SPA	HONDA	348.3	347.2	347.2	346.1	346.1	347.0	348.3
73 Alex MARQUEZ	SPA	DUCATI	347.2	346.1	346.1	346.1	346.1	346.3	347.2
89 Jorge MARTIN	SPA	DUCATI	347.2	346.1	346.1	346.1	346.1	346.3	347.2
5 Johann ZARCO	FRA	HONDA	346.1	345.0	345.0	343.9	343.9	344.8	346.1
6 Stefan BRADL	GER	HONDA	346.1	345.0	343.9	343.9	343.9	344.6	346.1
10 Luca MARINI	ITA	HONDA	346.1	345.0	345.0	345.0	343.9	345.0	346.1
25 Raul FERNANDEZ	SPA	APRILIA	346.1	346.1	346.1	346.1	346.1	346.1	346.1
37 Augusto FERNANDEZ	SPA	KTM	346.1	336.4	330.2	327.2	320.4	332.1	346.1
43 Jack MILLER	AUS	KTM	346.1	345.0	299.1			330.1	346.1

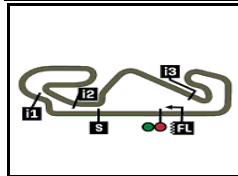
These data/results cannot be reproduced, stored and/or transmitted in whole or in part by any manner of electronic, mechanical, photocopying, recording, broadcasting or otherwise now known or herein after developed without the previous express consent by the copyright owner, except for reproduction in daily press and regular printed publications on sale to the public within 60 days of the event related to those data/results and always provided that copyright symbol appears together as follows below.

© DORNA, 2024

Official MotoGP Timing by TISSOT
www.motogp.com



Barcelona, Sunday, May 26, 2024




4657 m.

GRAN PREMI MONSTER ENERGY DE CATALUNYA

Race

Fastest Laps Sequence

Lap	Race Time	 Rider	Nation	Motorcycle	Time	Km/h	Riders's Lap
2	3'24.389	1 Francesco BAGNAIA	ITA	DUCATI	1'40.183	167.3	2
2	3'24.492	31 Pedro ACOSTA	SPA	KTM	1'40.094	167.4	2
2	3'24.793	89 Jorge MARTIN	SPA	DUCATI	1'39.828	167.9	2
4	6'44.197	1 Francesco BAGNAIA	ITA	DUCATI	1'39.749	168.0	4
7	11'44.294	31 Pedro ACOSTA	SPA	KTM	1'39.664	168.2	7

These data/results cannot be reproduced, stored and/or transmitted in whole or in part by any manner of electronic, mechanical, photocopying, recording, broadcasting or otherwise now known or herein after developed without the previous express consent by the copyright owner, except for reproduction in daily press and regular printed publications on sale to the public within 60 days of the event related to those data/results and always provided that copyright symbol appears together as follows below.

© DORNA, 2024

Official MotoGP Timing by TISSOT
www.motogp.com



Barcelona, Sunday, May 26, 2024