

4657 m.

GRAN PREMI MONSTER ENERGY DE CATALUNYA

Warm Up

Classification

25

	Rider	Nation	Team	Motorcycle	Time	Lap	Total	Gap	Top Speed
1	23 Enea BASTIANINI	ITA	Ducati Lenovo Team	DUCATI	1'39.505	5	6		352.9
2	31 Pedro ACOSTA	SPA	Red Bull GASGAS Tech3	KTM	1'39.532	6	6	0.027 0.027	352.9
3	12 Maverick VIÑALES	SPA	Aprilia Racing	APRILIA	1'39.584	4	6	0.079 0.052	348.3
4	93 Marc MARQUEZ	SPA	Gresini Racing MotoGP	DUCATI	1'39.616	6	6	0.111 0.032	348.3
5	89 Jorge MARTIN	SPA	Prima Pramac Racing	DUCATI	1'39.617	5	6	0.112 0.001	350.6
6	21 Franco MORBIDELLI	ITA	Prima Pramac Racing	DUCATI	1'39.757	5	6	0.252 0.140	356.4
7	73 Alex MARQUEZ	SPA	Gresini Racing MotoGP	DUCATI	1'39.814	5	6	0.309 0.057	343.9
8	49 Fabio DI GIANNANTONIO	ITA	Pertamina Enduro VR46 Racing Te	DUCATI	1'40.008	5	6	0.503 0.194	349.5
9	20 Fabio QUARTARARO	FRA	Monster Energy Yamaha MotoGP	YAMAHA	1'40.018	5	6	0.513 0.010	348.3
10	72 Marco BEZZECCHI	ITA	Pertamina Enduro VR46 Racing Te	DUCATI	1'40.064	6	6	0.559 0.046	349.5
11	25 Raul FERNANDEZ	SPA	Trackhouse Racing	APRILIA	1'40.090	3	6	0.585 0.026	347.2
12	43 Jack MILLER	AUS	Red Bull KTM Factory Racing	KTM	1'40.144	6	6	0.639 0.054	351.7
13	42 Alex RINS	SPA	Monster Energy Yamaha MotoGP	YAMAHA	1'40.189	5	6	0.684 0.045	350.6
14	1 Francesco BAGNAIA	ITA	Ducati Lenovo Team	DUCATI	1'40.211	4	6	0.706 0.022	350.6
15	37 Augusto FERNANDEZ	SPA	Red Bull GASGAS Tech3	KTM	1'40.287	5	6	0.782 0.076	350.6
16	33 Brad BINDER	RSA	Red Bull KTM Factory Racing	KTM	1'40.335	4	6	0.830 0.048	350.6
17	5 Johann ZARCO	FRA	CASTROL Honda LCR	HONDA	1'40.476	5	6	0.971 0.141	348.3
18	36 Joan MIR	SPA	Repsol Honda Team	HONDA	1'40.694	6	6	1.189 0.218	343.9
19	10 Luca MARINI	ITA	Repsol Honda Team	HONDA	1'40.746	4	6	1.241 0.052	349.5
20	88 Miguel OLIVEIRA	POR	Trackhouse Racing	APRILIA	1'40.851	6	6	1.346 0.105	348.3
21	30 Takaaki NAKAGAMI	JPN	IDEMITSU Honda LCR	HONDA	1'40.983	6	6	1.478 0.132	343.9
22	41 Aleix ESPARGARO	SPA	Aprilia Racing	APRILIA	1'41.025	6	6	1.520 0.042	347.2
23	6 Stefan BRADL	GER	HRC Test Team	HONDA	1'41.644	6	6	2.139 0.619	350.6

Practice condition: Dry

Air: 18°

Humidity: 70%

Ground: 27°

Fastest Lap:	Lap: 5	Enea BASTIANINI	1'39.505	168.4 Km/h
Best Race Lap:	2021	Johann ZARCO	1'39.939	167.7 Km/h
All-Time Lap Record:	2024	Aleix ESPARGARO	1'38.190	170.7 Km/h

The results are provisional until the end of the limit for protest and appeals.

Time limit for protest expires 60' after publication of the results - Time:

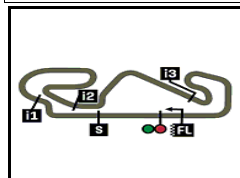
These data/results cannot be reproduced, stored and/or transmitted in whole or in part by any manner of electronic, mechanical, photocopying, recording, broadcasting or otherwise now known or herein after developed without the previous express consent by the copyright owner, except for reproduction in daily press and regular printed publications on sale to the public within 60 days of the event related to those data/results and always provided that copyright symbol appears together as follows below.

© DORNA, 2024

Official MotoGP Timing by TISSOT
www.motogp.com



Barcelona, Sunday, May 26, 2024



4657 m.

GRAN PREMI MONSTER ENERGY DE CATALUNYA

Warm Up

Top Speed & Average

26



Rider	Nation	Motorcycle	Top 5 speeds					Average	Top
21 Franco MORBIDELLI	ITA	DUCATI	356.4	352.9	352.9	348.3	346.1	351.3	356.4
23 Enea BASTIANINI	ITA	DUCATI	352.9	352.9	351.7	350.6	346.1	350.8	352.9
31 Pedro ACOSTA	SPA	KTM	352.9	352.9	352.9	348.3	341.7	349.7	352.9
43 Jack MILLER	AUS	KTM	351.7	350.6	350.6	348.3	348.3	349.9	351.7
1 Francesco BAGNAIA	ITA	DUCATI	350.6	349.5	349.5	348.3	341.7	347.9	350.6
6 Stefan BRADL	GER	HONDA	350.6	349.5	348.3	345.0	339.6	346.6	350.6
33 Brad BINDER	RSA	KTM	350.6	350.6	349.5	349.5	349.5	349.9	350.6
37 Augusto FERNANDEZ	SPA	KTM	350.6	349.5	348.3	347.2	346.1	348.3	350.6
42 Alex RINS	SPA	YAMAHA	350.6	348.3	347.2	346.1	343.9	347.2	350.6
89 Jorge MARTIN	SPA	DUCATI	350.6	350.6	348.3	347.2	340.6	347.5	350.6
10 Luca MARINI	ITA	HONDA	349.5	347.2	345.0	343.9	341.7	345.5	349.5
49 Fabio DI GIANNANTONIO	ITA	DUCATI	349.5	348.3	348.3	346.1	346.1	347.7	349.5
72 Marco BEZZECCHI	ITA	DUCATI	349.5	348.3	346.1	343.9	343.9	346.3	349.5
5 Johann ZARCO	FRA	HONDA	348.3	348.3	347.2	339.6	336.4	344.0	348.3
12 Maverick VIÑALES	SPA	APRILIA	348.3	347.2	346.1	343.9	342.8	345.7	348.3
20 Fabio QUARTARARO	FRA	YAMAHA	348.3	348.3	348.3	348.3	348.3	348.3	348.3
88 Miguel OLIVEIRA	POR	APRILIA	348.3	346.1	345.0	343.9	343.9	345.4	348.3
93 Marc MARQUEZ	SPA	DUCATI	348.3	348.3	347.2	347.2	345.0	347.2	348.3
25 Raul FERNANDEZ	SPA	APRILIA	347.2	347.2	347.2	346.1	343.9	346.3	347.2
41 Aleix ESPARGARO	SPA	APRILIA	347.2	347.2	347.2	343.9	336.4	344.4	347.2
30 Takaaki NAKAGAMI	JPN	HONDA	343.9	343.9	342.8	341.7	341.7	342.8	343.9
36 Joan MIR	SPA	HONDA	343.9	343.9	342.8	341.7	339.6	342.4	343.9
73 Alex MARQUEZ	SPA	DUCATI	343.9	343.9	343.9	342.8	340.6	343.0	343.9

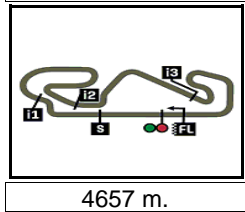
These data/results cannot be reproduced, stored and/or transmitted in whole or in part by any manner of electronic, mechanical, photocopying, recording, broadcasting or otherwise now known or herein after developed without the previous express consent by the copyright owner, except for reproduction in daily press and regular printed publications on sale to the public within 60 days of the event related to those data/results and always provided that copyright symbol appears together as follows below.

© DORNA, 2024

Official MotoGP Timing by TISSOT
www.motogp.com



Barcelona, Sunday, May 26, 2024



4657 m.

GRAN PREMI MONSTER ENERGY DE CATALUNYA

Warm Up

Chronological Analysis of Performances

27

* Lap / Sector time cancelled

T1 Time from finish line to 1st intermediate

T3 Time from 2nd intermed. to 3rd intermed.

P Crossing the finish line in pit lane

T2 Time from 1st intermed. to 2nd intermed.

T4 Time from 3rd intermediate to finish line

**Tyre data subject to further updates

Lap	Lap Time	T1	T2	T3	T4	Speed	Lap	Lap Time	T1	T2	T3	T4	Speed
1st	23	Enea BASTIANINI		DUCATI		ITA	6	1'39.616	16.636	31.632	20.355	30.993	348.3
		Ducati Lenovo Team											
		Runs=1	Total laps=6	Full laps=5	Valid laps=5								
Run #	1	Front Tyre	Slick-Soft	Rear Tyre	Slick-Medium								
		New Tyre		New Tyre									
1	2'02.053	18.843	34.208	21.443	31.884	226.4							
2	1'41.578	17.089	32.139	20.793	31.557	346.1							
3	1'40.491	16.783	31.849	20.692	31.167	350.6							
4	1'39.840	16.706	31.562	20.514	31.058	351.7							
5	1'39.505	16.567	31.490	20.357	31.091	352.9							
6	1'43.768	16.664	31.502	20.443	35.159	352.9							
2nd	31	Pedro ACOSTA		KTM		SPA							
		Red Bull GASGAS Tech3											
		Runs=1	Total laps=6	Full laps=5	Valid laps=5								
Run #	1	Front Tyre	Slick-Soft	Rear Tyre	Slick-Soft								
		New Tyre		4 Laps at start									
1	1'58.808	19.822	34.273	21.174	32.007	213.0							
2	1'41.563	17.165	32.336	20.729	31.333	352.9							
3	1'40.891	16.811	31.741	20.535	31.804	341.7							
4	1'40.136	16.678	31.711	20.631	31.116	348.3							
5	1'39.699	16.572	31.628	20.400	31.099	352.9							
6	1'39.532	16.632	31.556	20.369	30.975	352.9							
3rd	12	Maverick VIÑALES		APRILIA		SPA							
		Aprilia Racing											
		Runs=1	Total laps=6	Full laps=5	Valid laps=3								
Run #	1	Front Tyre	Slick-Soft	Rear Tyre	Slick-Medium								
		New Tyre		New Tyre									
1	2'27.706	19.112	33.239	20.918	31.451	228.8							
2	1'40.996 *	16.920	31.831	20.962	31.283*	342.8							
3	1'40.044 *	16.794	31.579	20.412*	31.259	346.1							
4	1'39.584	16.804	31.412	20.437	30.931	347.2							
5	1'40.232	16.744	31.577	20.429	31.482	348.3							
6	1'39.683	16.767	31.522	20.339	31.055	343.9							
4th	93	Marc MARQUEZ		DUCATI		SPA							
		Gresini Racing MotoGP											
		Runs=1	Total laps=6	Full laps=5	Valid laps=4								
Run #	1	Front Tyre	Slick-Soft	Rear Tyre	Slick-Medium								
		New Tyre		New Tyre									
1	1'51.460	19.919	34.697	21.663	33.486	225.9							
2	1'42.439	17.310	32.581	20.927	31.621	345.0							
3	1'40.585	16.920	31.981	20.551	31.133	347.2							
4	1'39.991	16.660	31.825	20.484	31.022	348.3							
5	1'39.611 *	16.562	31.630	20.436	30.983*	347.2							
5th	89	Jorge MARTIN		DUCATI		SPA							
		Prima Pramac Racing											
		Runs=1	Total laps=6	Full laps=5	Valid laps=3								
Run #	1	Front Tyre	Slick-Soft	Rear Tyre	Slick-Medium								
		New Tyre		New Tyre									
1	2'27.383	19.322	33.882	21.268	31.973	226.4							
2	1'42.793 *	16.908	31.966	21.047*	32.872*	347.2							
3	1'40.196	16.864	31.758	20.538	31.036	348.3							
4	1'39.904 *	16.681	31.578	20.552	31.093*	350.6							
5	1'39.617	16.610	31.495	20.471	31.041	350.6							
6	1'46.638	16.761	36.124	21.522	32.231	340.6							
6th	21	Franco MORBIDELLI		DUCATI		ITA							
		Prima Pramac Racing											
		Runs=1	Total laps=6	Full laps=5	Valid laps=5								
Run #	1	Front Tyre	Slick-Soft	Rear Tyre	Slick-Medium								
		New Tyre		New Tyre									
1	1'59.768	21.090	34.716	21.298	32.091	204.5							
2	1'41.374	17.159	32.206	20.617	31.392	346.1							
3	1'40.935	17.248	31.974	20.524	31.189	352.9							
4	1'39.820	16.725	31.640	20.425	31.030	352.9							
5	1'39.757	16.648	31.621	20.374	31.114	348.3							
6	2'12.654	22.808	40.767	20.640	48.439	356.4							
7th	73	Alex MARQUEZ		DUCATI		SPA							
		Gresini Racing MotoGP											
		Runs=1	Total laps=6	Full laps=5	Valid laps=4								
Run #	1	Front Tyre	Slick-Soft	Rear Tyre	Slick-Medium								
		New Tyre		New Tyre									
1	1'49.510	19.609	34.273	21.730	32.279	222.2							
2	1'42.277	17.393	32.392	20.883	31.609	340.6							
3	1'40.638 *	16.824	31.866	20.626*	31.322	343.9							
4	1'40.120	16.799	31.645	20.508	31.168	343.9							
5	1'39.814	16.603	31.586	20.484	31.141	343.9							
6	1'39.896	16.659	31.562	20.512	31.163	342.8							
8th	49	Fabio DI GIANNANTONI		DUCATI		ITA							
		Pertamina Enduro VR46 Racing Team											
		Runs=1	Total laps=6	Full laps=5	Valid laps=4								
Run #	1	Front Tyre	Slick-Soft	Rear Tyre	Slick-Medium								
		New Tyre		4 Laps at start									
1	1'55.389	18.934	33.866	21.547	32.154	221.7							
2	1'42.509	17.163	32.688	21.013	31.645	346.1							
3	1'41.104	16.784	32.106	20.824	31.390	346.1							
4	1'40.482 *	16.625	31.993	20.698*	31.166	348.3							
Fastest Lap:	Enea BASTIANINI	Ducati Lenovo Team	ITA	1'39.505	16.567	31.490	20.357	31.091					

These data/results cannot be reproduced, stored and/or transmitted in whole or in part by any manner of electronic, mechanical, photocopying, recording, broadcasting or otherwise now known or herein after developed without the previous express consent by the copyright owner, except for reproduction in daily press and regular printed publications on sale to the public within 60 days of the event related to those data/results and always provided that copyright symbol appears together as follows below.
© DORNA, 2024

Warm Up

MotoGP

Lap	Lap Time	T1	T2	T3	T4	Speed	Lap	Lap Time	T1	T2	T3	T4	Speed
5	1'40.008	16.670	31.626	20.578	31.134	349.5	3	1'40.424	16.862	31.754	20.690	31.118	347.2
6	1'40.113	16.620	31.698	20.597	31.198	348.3	4	1'44.973 *	17.894*	34.992	20.805	31.282	346.1
9th 20 Fabio QUARTARARO YAMAHA FRA Monster Energy Yamaha MotoGP Team Runs=1 Total laps=6 Full laps=5 Valid laps=5							14th 1 Francesco BAGNAIA DUCATI ITA Ducati Lenovo Team Runs=1 Total laps=6 Full laps=5 Valid laps=5						
Run #	1	Front Tyre	Slick-Soft	Rear Tyre	Slick-Medium	New Tyre	Run #	1	Front Tyre	Slick-Soft	Rear Tyre	Slick-Medium	New Tyre
8 Laps at start							8 Laps at start						
1	2'44.431	19.000	34.630	21.551	32.424	234.7	1	1'58.073	19.815	34.324	21.444	32.159	227.3
2	1'41.724	17.121	32.354	20.746	31.503	348.3	2	1'41.836	17.380	32.244	20.594	31.618	348.3
3	1'40.580	16.758	31.911	20.550	31.361	348.3	3	1'40.442	16.807	31.833	20.558	31.244	349.5
4	1'40.129	16.667	31.713	20.521	31.228	348.3	4	1'40.211	16.745	31.743	20.590	31.133	349.5
5	1'40.018	16.616	31.649	20.443	31.310	348.3	5	1'40.603	16.693	31.732	20.373	31.805	350.6
6	1'40.072	16.650	31.710	20.527	31.185	348.3	6	1'46.657	16.767	31.591	20.449	37.850	341.7
10th 72 Marco BEZZECCHI DUCATI ITA Pertamina Enduro VR46 Racing Team Runs=1 Total laps=6 Full laps=5 Valid laps=5							15th 37 Augusto FERNANDEZ KTM SPA Red Bull GASGAS Tech3 Runs=1 Total laps=6 Full laps=5 Valid laps=5						
Run #	1	Front Tyre	Slick-Soft	Rear Tyre	Slick-Medium	New Tyre	Run #	1	Front Tyre	Slick-Soft	Rear Tyre	Slick-Medium	New Tyre
New Tyre							New Tyre						
1	1'52.746	19.229	34.161	21.427	33.194	227.3	1	2'09.201	20.541	35.048	21.737	32.415	210.9
2	1'42.050	17.189	32.544	20.860	31.457	346.1	2	1'41.664	17.133	32.174	20.872	31.485	346.1
3	1'40.677	16.856	32.012	20.670	31.139	343.9	3	1'40.793	16.820	31.897	20.762	31.314	347.2
4	1'40.548	16.903	31.952	20.583	31.110	343.9	4	1'40.493	16.800	31.715	20.664	31.314	348.3
5	1'40.190	16.692	31.722	20.590	31.186	349.5	5	1'40.287	16.746	31.693	20.556	31.292	349.5
6	1'40.064	16.634	31.863	20.397	31.170	348.3	6	1'40.661	16.918	31.733	20.620	31.390	350.6
11th 25 Raul FERNANDEZ APRILIA SPA Trackhouse Racing Runs=1 Total laps=6 Full laps=5 Valid laps=3							16th 33 Brad BINDER KTM RSA Red Bull KTM Factory Racing Runs=1 Total laps=6 Full laps=5 Valid laps=4						
Run #	1	Front Tyre	Slick-Soft	Rear Tyre	Slick-Medium	New Tyre	Run #	1	Front Tyre	Slick-Soft	Rear Tyre	Slick-Medium	New Tyre
New Tyre							New Tyre						
1	2'38.507	19.565	33.583	21.468	31.557	217.3	1	2'08.725	20.110	35.298	21.658	32.433	215.5
2	1'40.831	16.925	32.035	20.610	31.261	346.1	2	1'41.771	16.963	32.293	20.878	31.637	349.5
3	1'40.090	16.794	31.749	20.607	30.940	347.2	3	1'40.576	16.810	31.876	20.495	31.395	350.6
4	1'43.248 *	18.246*	32.761	21.039	31.202	347.2	4	1'40.335	16.799	31.757	20.541	31.238	349.5
5	1'40.147	16.834	31.670	20.666	30.977	343.9	5	1'39.966 *	16.779	31.556	20.489*	31.142	349.5
6	1'43.779 *	17.925*	32.764	21.186	31.904	347.2	6	1'40.402	16.807	31.772	20.614	31.209	350.6
12th 43 Jack MILLER KTM AUS Red Bull KTM Factory Racing Runs=1 Total laps=6 Full laps=5 Valid laps=5							17th 5 Johann ZARCO HONDA FRA CASTROL Honda LCR Runs=1 Total laps=6 Full laps=5 Valid laps=4						
Run #	1	Front Tyre	Slick-Soft	Rear Tyre	Slick-Soft	3 Laps at start	Run #	1	Front Tyre	Slick-Soft	Rear Tyre	Slick-Medium	New Tyre
3 Laps at start							3 Laps at start						
1	2'05.292	19.121	33.686	21.160	32.076	223.1	1	2'01.954	19.208	33.924	21.459	32.181	213.8
2	1'41.754	17.536	32.171	20.722	31.325	348.3	2	1'41.839	17.350	32.278	20.938	31.273	339.6
3	1'40.411	17.005	31.605	20.658	31.143	348.3	3	1'41.520	16.969	32.152	20.850	31.549	336.4
4	1'40.326	16.845	31.655	20.617	31.209	350.6	4	1'41.976 *	17.324*	32.486	20.853	31.313	347.2
5	1'40.546	16.921	31.870	20.629	31.126	351.7	5	1'40.476	16.878	31.673	20.791	31.134	348.3
6	1'40.144	16.706	31.655	20.631	31.152	350.6	6	1'41.127	16.921	31.714	20.711	31.781	348.3
13th 42 Alex RINS YAMAHA SPA Monster Energy Yamaha MotoGP Team Runs=1 Total laps=6 Full laps=5 Valid laps=4							Fastest Lap: Enea BASTIANINI Ducati Lenovo Team ITA 1'39.505 16.567 31.490 20.357 31.091						
Run #	1	Front Tyre	Slick-Soft	Rear Tyre	Slick-Medium	New Tyre							
New Tyre													
1	1'58.254	19.677	34.449	21.407	31.807	206.5							
2	1'41.807	17.285	32.319	20.744	31.459	343.9							

These data/results cannot be reproduced, stored and/or transmitted in whole or in part by any manner of electronic, mechanical, photocopying, recording, broadcasting or otherwise now known or herein after developed without the previous express consent by the copyright owner, except for reproduction in daily press and regular printed publications on sale to the public within 60 days of the event related to those data/results and always provided that copyright symbol appears together as follows below.
 © DORNA, 2024



Warm Up

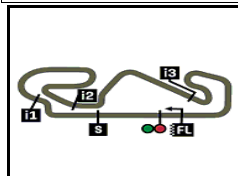
MotoGP

Lap	Lap Time	T1	T2	T3	T4	Speed	Lap	Lap Time	T1	T2	T3	T4	Speed	
18th	36	Joan MIR				HONDA SPA		5	1'41.077	16.938	31.969	20.686	31.484	347.2
		Repsol Honda Team					6	1'41.025	16.850	31.924	20.810	31.441	347.2	
		Runs=1	Total laps=6	Full laps=5	Valid laps=5									
Run #	1	Front Tyre	Slick-Soft	Rear Tyre	Slick-Medium									
		New Tyre		New Tyre										
1	1'51.759	19.159	33.954	21.551	33.329	223.1								
2	1'42.485	17.245	32.601	20.933	31.706	339.6								
3	1'40.945	16.898	31.955	20.694	31.398	343.9								
4	1'42.366	17.518	32.521	20.842	31.485	343.9								
5	1'40.851	16.935	31.881	20.722	31.313	342.8								
6	1'40.694	16.915	31.829	20.666	31.284	341.7								
23rd	6	Stefan BRADL				HONDA GER								
		HRC Test Team					Runs=1	Total laps=6	Full laps=5	Valid laps=4				
Run #	1	Front Tyre	Slick-Soft	Rear Tyre	Slick-Medium									
		New Tyre		New Tyre										
1	2'01.126	19.523	34.533	21.573	32.130	218.6								
2	1'42.434	17.256	32.553	20.940	31.685	345.0								
3	1'41.660	17.081	32.122	20.783	31.674	339.6								
4	1'47.574 *	18.071*	34.404	21.272	33.827	350.6								
5	1'44.934	17.099	32.149	20.833	34.853	349.5								
6	1'41.644	17.087	32.088	20.873	31.596	348.3								
19th	10	Luca MARINI				HONDA ITA								
		Repsol Honda Team					Runs=1	Total laps=6	Full laps=5	Valid laps=5				
Run #	1	Front Tyre	Slick-Soft	Rear Tyre	Slick-Medium									
		New Tyre		New Tyre										
1	2'00.210	19.627	34.719	21.476	32.045	224.0								
2	1'41.916	17.157	32.217	20.937	31.605	343.9								
3	1'41.054	16.956	31.849	20.812	31.437	349.5								
4	1'40.746	16.854	31.811	20.705	31.376	347.2								
5	1'41.047	16.967	31.809	20.835	31.436	341.7								
6	1'41.177	17.005	31.838	20.813	31.521	345.0								
20th	88	Miguel OLIVEIRA				APRILIA POR								
		Trackhouse Racing					Runs=1	Total laps=6	Full laps=5	Valid laps=5				
Run #	1	Front Tyre	Slick-Soft	Rear Tyre	Slick-Medium									
		New Tyre		5 Laps at start										
1	2'20.498	19.674	35.220	22.170	32.853	226.8								
2	1'43.688	17.427	32.803	21.070	32.388	343.9								
3	1'42.433	17.199	32.348	21.107	31.779	343.9								
4	1'41.450	16.915	32.254	20.854	31.427	345.0								
5	1'41.565	16.909	32.236	20.702	31.718	346.1								
6	1'40.851	16.914	31.941	20.625	31.371	348.3								
21st	30	Takaaki NAKAGAMI				HONDA JPN								
		IDEMITSU Honda LCR					Runs=1	Total laps=6	Full laps=5	Valid laps=4				
Run #	1	Front Tyre	Slick-Soft	Rear Tyre	Slick-Medium									
		New Tyre		14 Laps at start										
1	2'10.709	22.070	35.645	22.073	32.868	190.1								
2	1'43.146	17.451	32.872	20.985	31.838	341.7								
3	1'41.346	17.014	32.124	20.638	31.570	342.8								
4	1'41.045 *	16.911	31.935	20.809*	31.390	343.9								
5	1'41.002	16.808	31.911	20.799	31.484	343.9								
6	1'40.983	16.896	31.897	20.633	31.557	341.7								
22nd	41	Aleix ESPARGARO				APRILIA SPA								
		Aprilia Racing					Runs=1	Total laps=6	Full laps=5	Valid laps=4				
Run #	1	Front Tyre	Slick-Soft	Rear Tyre	Slick-Medium									
		New Tyre		6 Laps at start										
1	2'32.010	19.579	34.543	22.170	33.108	222.6								
2	1'44.169 *	17.660	32.824	21.180	32.505*	336.4								
3	1'42.286	17.325	32.318	21.019	31.624	343.9								
4	1'41.608	17.105	32.093	20.878	31.532	347.2								

Fastest Lap: Enea BASTIANINI Ducati Lenovo Team ITA **1'39.505** 16.567 31.490 20.357 31.091

These data/results cannot be reproduced, stored and/or transmitted in whole or in part by any manner of electronic, mechanical, photocopying, recording, broadcasting or otherwise now known or herein after developed without the previous express consent by the copyright owner, except for reproduction in daily press and regular printed publications on sale to the public within 60 days of the event related to those data/results and always provided that copyright symbol appears together as follows below.
© DORNA, 2024





GRAN PREMI MONSTER ENERGY DE CATALUNYA

Official Starting Grid

4657 m.

Race : 24 laps = 111.768 km

28



1	1 1'38.190 41 Aleix ESPARGARO Aprilia	2 1'38.221 1 Francesco BAGNAIA Ducati	3 1'38.261 25 Raul FERNANDEZ Aprilia
2	4 1'38.334 33 Brad BINDER KTM	5 1'38.369 31 Pedro ACOSTA KTM	6 1'38.400 49 Fabio DI GIANNANTONIO Ducati
3	7 1'38.401 89 Jorge MARTIN Ducati	8 1'38.692 42 Alex RINS Yamaha	9 1'38.763 43 Jack MILLER KTM
4	10 1'38.778 21 Franco MORBIDELLI Ducati	11 1'38.860 23 Enea BASTIANINI Ducati	12 1'38.972 12 Maverick VIÑALES Aprilia
5	13 1'38.530 73 Alex MARQUEZ Ducati	14 1'38.536 93 Marc MARQUEZ Ducati	15 1'38.551 88 Miguel OLIVEIRA Aprilia
6	16 1'38.662 72 Marco BEZZECCHI Ducati	17 1'38.705 20 Fabio QUARTARARO Yamaha	18 1'38.978 5 Johann ZARCO Honda
7	19 1'39.120 37 Augusto FERNANDEZ KTM	20 1'39.156 30 Takaaki NAKAGAMI Honda	21 1'39.524 36 Joan MIR Honda
8	22 1'39.621 10 Luca MARINI Honda	23 1'40.276 6 Stefan BRADL Honda	

The results are provisional until the end of the limit for protest and appeals and until the ratification of the Event Management Committee.

Time limit for protest expires 60' at the latest after publication of the results - Time:

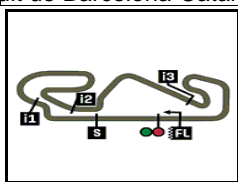
These data/results cannot be reproduced, stored and/or transmitted in whole or in part by any manner of electronic, mechanical, photocopying, recording, broadcasting or otherwise now known or herein after developed without the previous express consent by the copyright owner, except for reproduction in daily press and regular printed publications on sale to the public within 60 days of the event related to those data/results and always provided that copyright symbol appears together as follows below.

© DORNA, 2024

Official MotoGP Timing by TISSOT
www.motogp.com



Barcelona, Sunday, May 26, 2024



4657 m.

GRAN PREMI MONSTER ENERGY DE CATALUNYA

Warm Up

Best Partial Times

MotoGP™

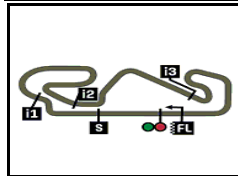
IT Ideal Lap Time, sum of the best partial times

BT Best Lap Time

T1		T2		T3		T4				IT	BT	
Pos	Rider	Time	Rider	Time	Rider	Time	Rider	Time	Pos	Rider	IT	BT
	1M.MARQUEZ	16.562	M.VIÑALES	31.412	M.VIÑALES	20.339	M.VIÑALES	30.931	1	M.VIÑALES	1'39.426	1'39.584 (3)
	2E.BASTIANINI	16.567	E.BASTIANINI	31.490	M.MARQUEZ	20.355	R.FERNANDEZ	30.940	2	E.BASTIANINI	1'39.472	1'39.505 (1)
	3P.ACOSTA	16.572	J.MARTIN	31.495	E.BASTIANINI	20.357	P.ACOSTA	30.975	2	P.ACOSTA	1'39.472	1'39.532 (2)
	4A.MARQUEZ	16.603	P.ACOSTA	31.556	P.ACOSTA	20.369	M.MARQUEZ	30.993	4	M.MARQUEZ	1'39.540	1'39.616 (4)
	5J.MARTIN	16.610	B.BINDER	31.556	F.BAGNAIA	20.373	F.MORBIDELLI	31.030	5	J.MARTIN	1'39.612	1'39.617 (5)
	6F.QUARTARARO	16.616	A.MARQUEZ	31.562	F.MORBIDELLI	20.374	J.MARTIN	31.036	6	F.MORBIDELLI	1'39.673	1'39.757 (6)
	7F.DI GIANNANTO	16.620	F.BAGNAIA	31.591	M.BEZZECCHI	20.397	E.BASTIANINI	31.058	7	F.BAGNAIA	1'39.790	1'40.211 (14)
	8M.BEZZECCHI	16.634	J.MILLER	31.605	F.QUARTARARO	20.443	M.BEZZECCHI	31.110	7	A.MARQUEZ	1'39.790	1'39.814 (7)
	9F.MORBIDELLI	16.648	A.RINS	31.608	J.MARTIN	20.471	A.RINS	31.118	9	M.BEZZECCHI	1'39.863	1'40.064 (10)
	10F.BAGNAIA	16.693	F.MORBIDELLI	31.621	A.MARQUEZ	20.484	J.MILLER	31.126	10	F.QUARTARARO	1'39.893	1'40.018 (9)
	11J.MILLER	16.706	F.DI GIANNANTO	31.626	B.BINDER	20.495	F.BAGNAIA	31.133	11	F.DI GIANNANTO	1'39.958	1'40.008 (8)
	12M.VIÑALES	16.744	M.MARQUEZ	31.630	A.RINS	20.542	J.ZARCO	31.134	12	B.BINDER	1'39.972	1'40.335 (16)
	13A.FERNANDEZ	16.746	F.QUARTARARO	31.649	A.FERNANDEZ	20.556	F.DI GIANNANTO	31.134	13	R.FERNANDEZ	1'40.011	1'40.090 (11)
	14B.BINDER	16.779	R.FERNANDEZ	31.670	F.DI GIANNANTO	20.578	A.MARQUEZ	31.141	14	J.MILLER	1'40.054	1'40.144 (12)
	15R.FERNANDEZ	16.794	J.ZARCO	31.673	R.FERNANDEZ	20.607	B.BINDER	31.142	15	A.RINS	1'40.109	1'40.189 (13)
	16T.NAKAGAMI	16.808	A.FERNANDEZ	31.693	J.MILLER	20.617	F.QUARTARARO	31.185	16	A.FERNANDEZ	1'40.287	1'40.287 (15)
	17A.RINS	16.841	M.BEZZECCHI	31.722	M.OLIVEIRA	20.625	J.MIR	31.284	17	J.ZARCO	1'40.396	1'40.476 (17)
	18A.ESPARGARO	16.850	L.MARINI	31.809	T.NAKAGAMI	20.633	A.FERNANDEZ	31.292	18	J.MIR	1'40.677	1'40.694 (18)
	19L.MARINI	16.854	J.MIR	31.829	J.MIR	20.666	M.OLIVEIRA	31.371	19	T.NAKAGAMI	1'40.728	1'40.983 (21)
	20J.ZARCO	16.878	T.NAKAGAMI	31.897	A.ESPARGARO	20.686	L.MARINI	31.376	20	L.MARINI	1'40.744	1'40.746 (19)
	21J.MIR	16.898	A.ESPARGARO	31.924	L.MARINI	20.705	T.NAKAGAMI	31.390	21	M.OLIVEIRA	1'40.846	1'40.851 (20)
	22M.OLIVEIRA	16.909	M.OLIVEIRA	31.941	J.ZARCO	20.711	A.ESPARGARO	31.441	22	A.ESPARGARO	1'40.901	1'41.025 (22)
	23S.BRADL	17.081	S.BRADL	32.088	S.BRADL	20.783	S.BRADL	31.596	23	S.BRADL	1'41.548	1'41.644 (23)

These data/results cannot be reproduced, stored and/or transmitted in whole or in part by any manner of electronic, mechanical, photocopying, recording, broadcasting or otherwise now known or herein after developed without the previous express consent by the copyright owner, except for reproduction in daily press and regular printed publications on sale to the public within 60 days of the event related to those data/results and always provided that copyright symbol appears together as follows below.

© DORNA, 2024



4657 m.

GRAN PREMI MONSTER ENERGY DE CATALUNYA

Warm Up

Fastest Laps Sequence

<i>Practice Time</i>	 <i>Rider</i>	<i>Nation</i>	<i>Motorcycle</i>	<i>Time</i>	<i>Km/h</i>	<i>Rider's Lap</i>
3'31.787	73 Alex MARQUEZ	SPA	DUCATI	1'42.277	163.9	2
3'34.796	72 Marco BEZZECCHI	ITA	DUCATI	1'42.050	164.2	2
3'39.909	1 Francesco BAGNAIA	ITA	DUCATI	1'41.836	164.6	2
3'40.061	42 Alex RINS	SPA	YAMAHA	1'41.807	164.6	2
3'40.371	31 Pedro ACOSTA	SPA	KTM	1'41.563	165.0	2
3'41.142	21 Franco MORBIDELLI	ITA	DUCATI	1'41.374	165.3	2
4'19.338	25 Raul FERNANDEZ	SPA	APRILIA	1'40.831	166.2	2
5'14.484	93 Marc MARQUEZ	SPA	DUCATI	1'40.585	166.6	3
5'20.351	1 Francesco BAGNAIA	ITA	DUCATI	1'40.442	166.9	3
5'20.485	42 Alex RINS	SPA	YAMAHA	1'40.424	166.9	3
5'27.457	43 Jack MILLER	AUS	KTM	1'40.411	166.9	3
5'50.372	89 Jorge MARTIN	SPA	DUCATI	1'40.196	167.3	3
5'59.428	25 Raul FERNANDEZ	SPA	APRILIA	1'40.090	167.5	3
6'54.475	93 Marc MARQUEZ	SPA	DUCATI	1'39.991	167.6	4
7'01.897	21 Franco MORBIDELLI	ITA	DUCATI	1'39.820	167.9	4
7'28.330	12 Maverick VIÑALES	SPA	APRILIA	1'39.584	168.3	4
8'43.467	23 Enea BASTIANINI	ITA	DUCATI	1'39.505	168.4	5

These data/results cannot be reproduced, stored and/or transmitted in whole or in part by any manner of electronic, mechanical, photocopying, recording, broadcasting or otherwise now known or herein after developed without the previous express consent by the copyright owner, except for reproduction in daily press and regular printed publications on sale to the public within 60 days of the event related to those data/results and always provided that copyright symbol appears together as follows below.

© DORNA, 2024