


5245 m.

## GRAN PREMIO D'ITALIA BREMBO

## Race PART 2

Classification after 11 laps = 57.695 km

29

Pos		Rider	Nation	Team	Motorcycle	Total Time	Km/h	Gap
1	25	80 David ALONSO	COL	CFMOTO Valresa Aspar Team	CFMOTO	21'17.796	162.5	
2	20	95 Collin VEIJER	NED	Liqui Moly Husqvarna Intact GP	HUSQVARNA	21'17.938	162.5	0.142
3	16	6 Ryusei YAMANAKA	JPN	MT Helmets - MSI	KTM	21'19.049	162.3	1.253
4	13	72 Taiyo FURUSATO	JPN	Honda Team Asia	HONDA	21'19.496	162.3	1.700
5	11	64 David MUÑOZ	SPA	BOE Motorsports	KTM	21'23.195	161.8	5.399
6	10	48 Ivan ORTOLA	SPA	MT Helmets - MSI	KTM	21'30.352	160.9	12.556
7	9	58 Luca LUNETTA	ITA	SIC58 Squadra Corse	HONDA	21'31.635	160.8	13.839
8	8	31 Adrian FERNANDEZ	SPA	Leopard Racing	HONDA	21'31.767	160.7	13.971
9	7	12 Jacob ROULSTONE	AUS	Red Bull GASGAS Tech3	GASGAS	21'31.895	160.7	14.099
10	6	18 Matteo BERTELLE	ITA	Kopron Rivacold Snipers Team	HONDA	21'31.902	160.7	14.106
11	5	36 Angel PIQUERAS	SPA	Leopard Racing	HONDA	21'32.095	160.7	14.299
12	4	66 Joel KELSO	AUS	BOE Motorsports	KTM	21'32.131	160.7	14.335
13	3	54 Riccardo ROSSI	ITA	CIP Green Power	KTM	21'34.695	160.4	16.899
14	2	96 Daniel HOLGADO	SPA	Red Bull GASGAS Tech3	GASGAS	21'39.827	159.7	22.031
15	1	99 Jose Antonio RUEDA	SPA	Red Bull KTM Ajo	KTM	21'39.887	159.7	22.091
16		10 Nicola CARRARO	ITA	LEVELUP - MTA	KTM	21'39.918	159.7	22.122
17		19 Scott OGDEN	GBR	MLav Racing	HONDA	21'40.001	159.7	22.205
18		78 Joel ESTEBAN	SPA	CFMOTO Valresa Aspar Team	CFMOTO	21'40.055	159.7	22.259
19		7 Filippo FARIOLI	ITA	SIC58 Squadra Corse	HONDA	21'43.452	159.3	25.656
20		55 Noah DETTWILER	SWI	CIP Green Power	KTM	21'43.653	159.3	25.857
21		22 David ALMANSA	SPA	Kopron Rivacold Snipers Team	HONDA	21'51.429	158.3	33.633
22		5 Tatchakorn BUASRI	THA	Honda Team Asia	HONDA	21'55.484	157.8	37.688
23		70 Joshua WHATLEY	GBR	MLav Racing	HONDA	22'10.806	156.0	53.010

**Not classified**

82	Stefano NEPA	ITA	LEVELUP - MTA	KTM
24	Tatsuki SUZUKI	JPN	Liqui Moly Husqvarna Intact GP	HUSQVARNA

**Not on Restart Grid**

85	Xabi ZURUTUZA	SPA	Red Bull KTM Ajo	KTM
----	---------------	-----	------------------	-----

The results are provisional until the end of the limit for protest and appeals.

Time limit for protest expires 60' after publication of the results - ..... Time: .....

These data/results cannot be reproduced, stored and/or transmitted in whole or in part by any manner of electronic, mechanical, photocopying, recording, broadcasting or otherwise now known or herein after developed without the previous express consent by the copyright owner, except for reproduction in daily press and regular printed publications on sale to the public within 60 days of the event related to those data/results and always provided that copyright symbol appears together as follows below.

© DORNA, 2024



5245 m.

GRAN PREMIO D'ITALIA BREMBO

Race PART 2

Classification after 11 laps = 57.695 km

29

Pos	Rider	Nation	Team	Motorcycle	Total Time	Km/h	Gap
-----	-------	--------	------	------------	------------	------	-----

Race condition: Dry

Air: 21°  
Humidity: 51%  
Ground: 32°

Pole Position:

Fastest Lap (New record):

Best Race Lap:

All-Time Lap Record:

	David ALONSO	1'54.194	165.3 Km/h
Lap 10	Collin VEIJER	1'54.738	164.5 Km/h
2023	Ayumu SASAKI	1'56.298	162.3 Km/h
2024	David ALONSO	1'53.926	165.7 Km/h

10:45'00

10:50'30

11:00'00

11:03'15

11:04'34

11:05'08 Joel ESTEBAN

11:05'08 Filippo FARIOLI

11:08'21 Xabi ZURUTUZA

11:08'22 Filippo FARIOLI

11:09'21 Filippo FARIOLI

11:09'52 Tatsuki SUZUKI

11:10'04 Filippo FARIOLI

11:10'07 Tatsuki SUZUKI

11:10'09

11:10'10 Xabi ZURUTUZA

11:10'19

11:11'04

11:12'22

11:19'17

11:23'06

11:26'21

11:29'55 Jose Antonio RUEDA

11:29'55 Stefano NEPA

11:30'03 Jose Antonio RUEDA

11:30'56 Tatsuki SUZUKI

11:31'18 Joel ESTEBAN

11:31'20 Filippo FARIOLI

11:31'39

11:32'48 Daniel HOLGADO

11:33'35 Joel ESTEBAN

11:34'28 Daniel HOLGADO

11:37'30 Filippo FARIOLI

11:37'50 Filippo FARIOLI

11:39'06 Daniel HOLGADO

11:46'21 Tatchakorn BUASRI

11:50'21 Ivan ORTOLA

11:50'52 Ivan ORTOLA

SIGHTING LAP START

All bikes on grid

WARM UP LAP START

RACE START

No jump starts

double long lap penalty

double long lap penalty

crashed out - Rider OK

crashed out - Rider OK

re-joined race

crashed out - Rider OK

entered pits

re-joined race

Red flag

retired

Race Interrupted after 3 full laps completed

Restarted race will be for 11 laps

All riders entered in pit lane

Pit lane will open at 11:23 for a quick restart procedure

SIGHTING LAP START

WARM UP LAP START

crashed out - Rider OK

crashed out - Rider OK

re-joined race

crashed out - Rider OK

long lap penalty

double long lap penalty

No jump starts

track limits warning

double long lap penalty - COMPLETED

double long lap penalty due to irresponsible riding

double long lap penalty - COMPLETED

track limits warning

double long lap penalty - COMPLETED

track limits warning

crashed out - Rider OK

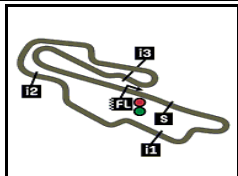
re-joined race

The results are provisional until the end of the limit for protest and appeals.

Time limit for protest expires 60' after publication of the results - ..... Time: .....

These data/results cannot be reproduced, stored and/or transmitted in whole or in part by any manner of electronic, mechanical, photocopying, recording, broadcasting or otherwise now known or herein after developed without the previous express consent by the copyright owner, except for reproduction in daily press and regular printed publications on sale to the public within 60 days of the event related to those data/results and always provided that copyright symbol appears together as follows below.

© DORNA, 2024



GRAN PREMIO D'ITALIA BREMBO

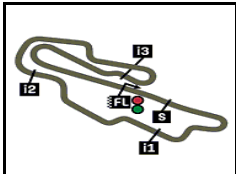
5245 m.

World Championship Classification

30

Rider		Points	Leader	Previous	QAT	POR	AME	SPA	FRA	CAT	ITA	NED	GER	GBR	AUT	ARA	RSM	KAZ	INA	JPN	AUS	THA	MAL	VAL
1 ALONSO David	COL	143			25	13	25	5	25	25	25													
2 HOLGADO Daniel	SPA	106	37	37	20	25	20	9	20	10	2													
3 VEIJER Collin	NED	95	48	11	11	10	-	25	16	13	20													
4 ORTOLA Ivan	SPA	80	63	15	7	16	-	16	11	20	10													
5 MUÑOZ David	SPA	60	83	20	0	7	11	20	-	11	11													
6 YAMANAKA Ryusei	JPN	56	87	4	-	-	13	13	9	5	16													
7 KELSO Joel	AUS	46	97	10	8	11	9	11	3	-	4													
8 RUEDA Jose Antonio	SPA	45	98	1	-	20	-	-	8	16	1													
9 FERNANDEZ Adrian	SPA	45	98	0	-	6	5	10	10	6	8													
10 ROULSTONE Jacob	AUS	42	101	3	6	5	8	4	4	8	7													
11 PIQUERAS Angel	SPA	41	102	1	4	-	16	6	6	4	5													
12 ESTEBAN Joel	SPA	35	108	6	5	8	7	-	13	2	0													
13 FURUSATO Taiyo	JPN	31	112	4	16	0	-	0	2	-	13													
14 SUZUKI Tatsuki	JPN	31	112	0	9	4	10	0	7	1	-													
15 NEPA Stefano	ITA	29	114	2	10	9	0	7	0	3	-													
16 LUNETTA Luca	ITA	24	119	5	1	0	0	0	5	9	9													
17 ROSSI Riccardo	ITA	16	127	8	13	-	0	0	-	-	3													
18 CARRARO Nicola	ITA	15	128	1	2	1	4	8	0	0	0													
19 BERTELLE Matteo	ITA	14	129	1	-	-	6	2	-	0	6													
20 FARIOLI Filippo	ITA	11	132	3	-	0	1	3	-	7	0													
21 OGDEN Scott	GBR	5	138	6	3	2	-	0	-	0	0													
22 ZURUTUZA Xabi	SPA	3	140	2	-	-	3	0	0	0	-													

These data/results cannot be reproduced, stored and/or transmitted in whole or in part by any manner of electronic, mechanical, photocopying, recording, broadcasting or otherwise now known or herein after developed without the previous express consent by the copyright owner, except for reproduction in daily press and regular printed publications on sale to the public within 60 days of the event related to those data/results and always provided that copyright symbol appears together as follows below.  
© DORNA, 2024



GRAN PREMIO D'ITALIA BREMBO

5245 m.

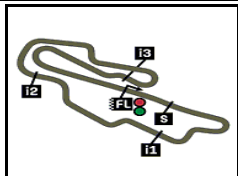
World Championship Classification

30

Rider		Points	Leader	Previous	QAT	POR	AME	SPA	FRA	CAT	ITA	NED	GER	GBR	AUT	ARA	RSM	KAZ	INA	JPN	AUS	THA	MAL	VAL
23 PEREZ Vicente	SPA	3	140	0	-	3	-	0	-	-	-													
24 DETTWILER Noah	SWI	2	141	1	0	0	2	0	0	0	0													
25 ALMANSA David	SPA	2	141	0	-	-	-	1	1	-	0													
26 WHATLEY Joshua	GBR	0	143	2	0	0	0	0	0	0	0													
27 BUASRI Tatchakorn	THA	0	143	0	0	0	-	0	0	0	0													
28 AL SAHOUTI Hamad	QAT	0	143	0	-	0	-	-	-	-	-													
29 ADITAMA Arbi	INA	0	143	0	-	-	-	-	-	-	0													

These data/results cannot be reproduced, stored and/or transmitted in whole or in part by any manner of electronic, mechanical, photocopying, recording, broadcasting or otherwise now known or herein after developed without the previous express consent by the copyright owner, except for reproduction in daily press and regular printed publications on sale to the public within 60 days of the event related to those data/results and always provided that copyright symbol appears together as follows below.  
© DORNA, 2024





GRAN PREMIO D'ITALIA BREMBO

30

5245 m.

World Championship Classification

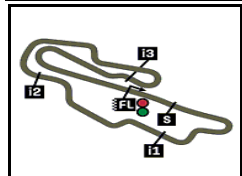
Constructor		Points	Leader	Previous	QAT	POR	AME	SPA	FRA	CAT	ITA	NED	GER	GBR	AUT	ARA	RSM	KAZ	INA	JPN	AUS	THA	MAL	VAL
1	CFMOTO	143			25	13	25	5	25	25	25													
2	KTM	113	30	30	13	20	13	20	11	20	16													
3	GASGAS	111	32	2	20	25	20	9	20	10	7													
4	HUSQVARNA	105	38	6	11	10	10	25	16	13	20													
5	HONDA	80	63	25	16	6	16	10	10	9	13													

Team		Points	Leader	Previous	QAT	POR	AME	SPA	FRA	CAT	ITA	NED	GER	GBR	AUT	ARA	RSM	KAZ	INA	JPN	AUS	THA	MAL	VAL
1	CFMOTO VALRESA ASPAR TEAM	178			30	21	32	5	38	27	25													
2	RED BULL GASGAS TECH3	148	30	30	26	30	28	13	24	18	9													
3	MT HELMETS - MSI	136	42	12	7	16	13	29	20	25	26													
4	LIQUI MOLY HUSQVARNA INTACT GP	126	52	10	20	14	10	25	23	14	20													
5	BOE MOTORSPORTS	106	72	20	8	18	20	31	3	11	15													
6	LEOPARD RACING	86	92	20	4	6	21	16	16	10	13													
7	RED BULL KTM AJO	51	127	35	-	23	3	-	8	16	1													
8	LEVELUP - MTA	44	134	7	12	10	4	15	-	3	-													
9	SIC58 SQUADRA CORSE	35	143	9	1	-	1	3	5	16	9													
10	HONDA TEAM ASIA	31	147	4	16	-	-	-	2	-	13													
11	CIP GREEN POWER	18	160	13	13	-	2	-	-	-	3													
12	KOPRON RIVACOLD SNIPERS TEAM	16	162	2	-	-	6	3	1	-	6													
13	MLAV RACING	5	173	11	3	2	-	-	-	-	-													

These data/results cannot be reproduced, stored and/or transmitted in whole or in part by any manner of electronic, mechanical, photocopying, recording, broadcasting or otherwise now known or herein after developed without the previous express consent by the copyright owner, except for reproduction in daily press and regular printed publications on sale to the public within 60 days of the event related to those data/results and always provided that copyright symbol appears together as follows below.  
© DORNA, 2024





**GRAN PREMIO D'ITALIA BREMBO**  
**Race PART 2**  
**Lap Chart**

5245 m.

**31**

Pos	1	2	3	4	5	6	7	8	9	10	11	12	13	14	15	16	17	18	19	20	21	22	23	24	25	26
Grid	80	48	99	95	96	58	12	72	66	54	85	82	6	64	24	7	31	19	78	36	10	18	70	22	5	55



1	80	48	72	95	64	31	96	12	6	54	66	78	58	36	10	18	22	19	7	70	5	55	99	
2	95	72	80	48	64	6	12	96	31	66	54	58	36	18	10	19	7	78	22	5	70	55	99	
3	80	95	64	72	48	6	12	31	96	66	58	54	36	18	19	10	78	22	5	7	55	70	99	
4	80	95	72	64	48	6	12	31	66	58	36	54	18	96	19	78	10	22	55	5	70	99	7	
5	95	72	80	48	64	6	12	58	66	31	36	18	54	78	19	10	96	99	22	7	55	70	5	
6	80	95	72	64	48	6	12	58	66	31	18	54	36	19	78	10	99	96	7	55	22	70	5	
7	95	80	64	72	48	6	66	58	31	54	18	12	36	19	78	99	10	96	7	55	5	22	70	
8	80	6	72	48	64	95	31	58	18	12	36	54	66	19	99	78	10	96	7	55	5	22	70	
9	80	48	6	95	72	64	31	58	18	12	36	54	66	99	19	78	10	96	7	55	22	5	70	
10	80	95	48	6	72	64	31	12	58	18	54	36	66	99	19	96	10	78	7	55	22	5	70	
L	11	80	95	6	72	64	48	58	31	12	18	36	66	54	96	99	10	19	78	7	55	22	5	70

L  
a  
p  
s

Winner     Lapped rider

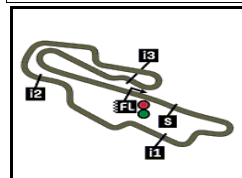
These data/results cannot be reproduced, stored and/or transmitted in whole or in part by any manner of electronic, mechanical, photocopying, recording, broadcasting or otherwise now known or herein after developed without the previous express consent by the copyright owner, except for reproduction in daily press and regular printed publications on sale to the public within 60 days of the event related to those data/results and always provided that copyright symbol appears together as follows below.

© DORNA, 2024

Official MotoGP Timing by TISSOT  
 www.motogp.com

Mugello, Sunday, June 02, 2024






5245 m.

## GRAN PREMIO D'ITALIA BREMBO

## Race PART 2

## Fastest Lap of Each Rider

32

	Rider	Nation	Team	Motorcycle	Time	Lap Total	Gap
1	95 Collin VEIJER	NED	Liqui Moly Husqvarna Intact GP	HUSQVARNA	<b>1'54.738</b>	10 11	
2	6 Ryusei YAMANAKA	JPN	MT Helmets - MSI	KTM	<b>1'55.074</b>	2 11	0.336 0.336
3	80 David ALONSO	COL	CFMOTO Valresa Aspar Team	CFMOTO	<b>1'55.082</b>	9 11	0.344 0.008
4	48 Ivan ORTOLA	SPA	MT Helmets - MSI	KTM	<b>1'55.157</b>	10 11	0.419 0.075
5	72 Taiyo FURUSATO	JPN	Honda Team Asia	HONDA	<b>1'55.184</b>	4 11	0.446 0.027
6	64 David MUÑOZ	SPA	BOE Motorsports	KTM	<b>1'55.332</b>	6 11	0.594 0.148
7	58 Luca LUNETTA	ITA	SIC58 Squadra Corse	HONDA	<b>1'55.575</b>	4 11	0.837 0.243
8	66 Joel KELSO	AUS	BOE Motorsports	KTM	<b>1'55.695</b>	2 11	0.957 0.120
9	18 Matteo BERTELLE	ITA	Kopron Rivacold Snipers Team	HONDA	<b>1'55.707</b>	3 11	0.969 0.012
10	12 Jacob ROULSTONE	AUS	Red Bull GASGAS Tech3	GASGAS	<b>1'55.793</b>	3 11	1.055 0.086
11	31 Adrian FERNANDEZ	SPA	Leopard Racing	HONDA	<b>1'55.807</b>	3 11	1.069 0.014
12	36 Angel PIQUERAS	SPA	Leopard Racing	HONDA	<b>1'55.821</b>	4 11	1.083 0.014
13	99 Jose Antonio RUEDA	SPA	Red Bull KTM Ajo	KTM	<b>1'55.929</b>	2 11	1.191 0.108
14	54 Riccardo ROSSI	ITA	CIP Green Power	KTM	<b>1'55.966</b>	4 11	1.228 0.037
15	96 Daniel HOLGADO	SPA	Red Bull GASGAS Tech3	GASGAS	<b>1'56.110</b>	3 11	1.372 0.144
16	78 Joel ESTEBAN	SPA	CFMOTO Valresa Aspar Team	CFMOTO	<b>1'56.408</b>	4 11	1.670 0.298
17	10 Nicola CARRARO	ITA	LEVELUP - MTA	KTM	<b>1'56.458</b>	2 11	1.720 0.050
18	19 Scott OGDEN	GBR	MLav Racing	HONDA	<b>1'56.539</b>	3 11	1.801 0.081
19	7 Filippo FARIOLI	ITA	SIC58 Squadra Corse	HONDA	<b>1'56.734</b>	2 11	1.996 0.195
20	55 Noah DETTWILER	SWI	CIP Green Power	KTM	<b>1'56.930</b>	6 11	2.192 0.196
21	5 Tatchakorn BUASRI	THA	Honda Team Asia	HONDA	<b>1'57.373</b>	2 11	2.635 0.443
22	22 David ALMANSA	SPA	Kopron Rivacold Snipers Team	HONDA	<b>1'57.632</b>	2 11	2.894 0.259
23	70 Joshua WHATLEY	GBR	MLav Racing	HONDA	<b>1'57.634</b>	6 11	2.896 0.002

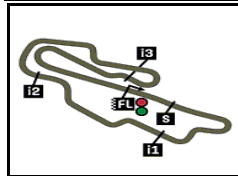
These data/results cannot be reproduced, stored and/or transmitted in whole or in part by any manner of electronic, mechanical, photocopying, recording, broadcasting or otherwise now known or herein after developed without the previous express consent by the copyright owner, except for reproduction in daily press and regular printed publications on sale to the public within 60 days of the event related to those data/results and always provided that copyright symbol appears together as follows below.

© DORNA, 2024

Official MotoGP Timing by TISSOT  
www.motogp.com

Mugello, Sunday, June 02, 2024





5245 m.

## GRAN PREMIO D'ITALIA BREMBO

After the Race PART 2

## Event Best Maximum Speed

33



Rider	Nation Team	Motorcycle	Km/h	
95 Collin VEIJER	NED Liqui Moly Husqvarna Intact GP	HUSQVARNA	251.7	Race PART 2
80 David ALONSO	COL CFMOTO Valresa Aspar Team	CFMOTO	251.7	Practice Nr. 1
6 Ryusei YAMANAKA	JPN MT Helmets - MSI	KTM	251.7	Race PART 2
78 Joel ESTEBAN	SPA CFMOTO Valresa Aspar Team	CFMOTO	251.1	Practice Nr. 1
48 Ivan ORTOLA	SPA MT Helmets - MSI	KTM	251.1	Race PART 2
66 Joel KELSO	AUS BOE Motorsports	KTM	250.5	Race PART 1
36 Angel PIQUERAS	SPA Leopard Racing	HONDA	250.5	Race PART 2
64 David MUÑOZ	SPA BOE Motorsports	KTM	250.5	Race PART 2
54 Riccardo ROSSI	ITA CIP Green Power	KTM	250.5	Race PART 1
85 Xabi ZURUTUZA	SPA Red Bull KTM Ajo	KTM	250.0	Practice Nr. 2
72 Taiyo FURUSATO	JPN Honda Team Asia	HONDA	250.0	Qualifying Nr. 2
96 Daniel HOLGADO	SPA Red Bull GASGAS Tech3	GASGAS	249.4	Race PART 2
82 Stefano NEPA	ITA LEVELUP - MTA	KTM	249.4	Practice Nr. 1
31 Adrian FERNANDEZ	SPA Leopard Racing	HONDA	249.4	Practice Nr. 2
10 Nicola CARRARO	ITA LEVELUP - MTA	KTM	249.4	Race PART 1
24 Tatsuki SUZUKI	JPN Liqui Moly Husqvarna Intact GP	HUSQVARNA	248.8	Practice Nr. 1
12 Jacob ROULSTONE	AUS Red Bull GASGAS Tech3	GASGAS	248.8	Practice Nr. 1
19 Scott OGDEN	GBR MLav Racing	HONDA	248.8	Qualifying Nr. 1
58 Luca LUNETTA	ITA SIC58 Squadra Corse	HONDA	248.8	Qualifying Nr. 2
22 David ALMANSA	SPA Kopron Rivacold Snipers Team	HONDA	248.2	Free Practice
7 Filippo FARIOLI	ITA SIC58 Squadra Corse	HONDA	248.2	Race PART 2
99 Jose Antonio RUEDA	SPA Red Bull KTM Ajo	KTM	247.7	Race PART 1
18 Matteo BERTELLE	ITA Kopron Rivacold Snipers Team	HONDA	247.1	Practice Nr. 1
5 Tatchakorn BUASRI	THA Honda Team Asia	HONDA	246.5	Qualifying Nr. 1
55 Noah DETTWILER	SWI CIP Green Power	KTM	246.0	Race PART 2
70 Joshua WHATLEY	GBR MLav Racing	HONDA	244.3	Race PART 1

These data/results cannot be reproduced, stored and/or transmitted in whole or in part by any manner of electronic, mechanical, photocopying, recording, broadcasting or otherwise now known or herein after developed without the previous express consent by the copyright owner, except for reproduction in daily press and regular printed publications on sale to the public within 60 days of the event related to those data/results and always provided that copyright symbol appears together as follows below.

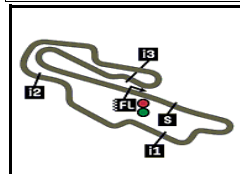
© DORNA, 2024

Official MotoGP Timing by TISSOT  
www.motogp.com



Mugello, Sunday, June 02, 2024





5245 m.

# GRAN PREMIO D'ITALIA BREMBO

## Race PART 2

### Chronological Analysis of Performances

34

\* Lap / Sector time cancelled

T1 Time from finish line to 1st intermediate

T3 Time from 2nd intermed. to 3rd intermed.

P Crossing the finish line in pit lane

T2 Time from 1st intermed. to 2nd intermed.

T4 Time from 3rd intermediate to finish line

Lap	Lap Time	T1	T2	T3	T4	Speed	Lap	Lap Time	T1	T2	T3	T4	Speed	
<b>1st</b>	<b>80</b>	<b>David ALONSO</b> CFMOTO Valresa As COL Runs=1 Total laps=11 Full laps=10 Valid laps=10						3	1'55.984	28.472	23.675	36.391	27.446	241.0
1	2'03.665	35.446	24.028	36.445	27.746	185.8	4	1'55.184	27.668	23.617	36.441	27.458	246.5	
2	1'56.233	28.181	23.683	36.578	27.791	239.4	5	1'55.382	27.655	23.777	36.276	27.674	245.4	
3	1'55.626	27.911	23.778	36.285	27.652	241.6	6	1'55.555	28.024	23.843	36.245	27.443	239.4	
4	1'55.421	27.700	23.713	36.347	27.661	241.6	7	1'55.480	27.981	23.712	36.335	27.452	243.2	
5	1'55.553	27.949	23.742	36.298	27.564	238.9	8	1'55.487	27.690	23.864	36.389	27.544	247.7	
6	1'55.261	27.509	23.738	36.279	27.735	246.0	9	1'55.302	28.018	23.671	36.184	27.429	238.4	
7	1'55.518	27.825	23.759	36.344	27.590	238.4	10	1'55.494 *	27.988	23.802	36.222	27.482*	244.3	
8	1'55.091	27.557	23.640	36.228	27.666	243.2	11	1'55.738	27.735	23.826	36.419	27.758	242.6	
9	1'55.082	27.640	23.644	36.195	27.603	240.0								
10	1'55.108	27.626	23.600	36.204	27.678	241.0								
11	1'55.238	27.662	23.593	36.208	27.775	239.4								

<b>2nd</b>	<b>95</b>	<b>Collin VEIJER</b> Liqui Moly Husqvarna NED Runs=1 Total laps=11 Full laps=10 Valid laps=10					
1	2'03.853	35.727	23.990	36.473	27.663	186.5	
2	1'55.994	27.600	23.769	36.719	27.906	247.1	
3	1'55.799	28.104	23.730	36.318	27.647	239.4	
4	1'55.356	27.665	23.703	36.375	27.613	246.0	
5	1'55.366	27.621	23.802	36.165	27.778	244.8	
6	1'55.452	27.962	23.778	36.119	27.593	237.8	
7	1'55.428	27.615	23.754	36.269	27.790	244.3	
8	1'56.045	28.394	23.850	36.273	27.528	236.8	
9	1'54.925	27.598	23.718	36.118	27.491	251.7	
10	1'54.738	27.475	23.616	36.100	27.547	246.0	
11	1'54.982	27.636	23.656	36.113	27.577	241.0	

<b>3rd</b>	<b>6</b>	<b>Ryusei YAMANAKA</b> MT Helmets - MSI JPN Runs=1 Total laps=11 Full laps=10 Valid laps=9					
1	2'05.125	36.643	24.276	36.712	27.494	194.5	
2	1'55.074	27.562	23.896	36.192	27.424	251.1	
3	1'55.884	28.266	23.724	36.377	27.517	251.1	
4	1'55.346	27.663	23.803	36.375	27.505	251.7	
5	1'55.382	27.829	23.789	36.216	27.548	250.0	
6	1'55.412	27.869	23.965	36.261	27.317	251.1	
7	1'55.332	27.863	23.739	36.297	27.433	250.0	
8	1'55.361	27.556	23.866	36.295	27.644	249.4	
9	1'55.262	27.664	23.716	36.233	27.649	243.7	
10	1'55.324 *	27.868	23.758	36.164	27.534*	240.5	
11	1'55.547	27.655	23.746	36.249	27.897	246.0	

<b>4th</b>	<b>72</b>	<b>Taiyo FURUSATO</b> Honda Team Asia JPN Runs=1 Total laps=11 Full laps=10 Valid laps=9					
1	2'03.795	35.905	23.850	36.549	27.491	188.1	
2	1'56.095	27.729	23.754	36.575	28.037	243.2	

<b>5th</b>	<b>64</b>	<b>David MUÑOZ</b> BOE Motorsports SPA Runs=1 Total laps=11 Full laps=10 Valid laps=9					
1	2'04.103	36.034	23.864	36.551	27.654	189.1	
2	1'56.037 *	27.934	23.750*	36.492	27.861	248.8	
3	1'55.581	27.914	23.786	36.366	27.515	250.5	
4	1'55.592	27.693	23.712	36.630	27.557	246.5	
5	1'55.428	27.827	23.755	36.292	27.554	250.0	
6	1'55.332	27.684	23.855	36.450	27.343	250.5	
7	1'55.355	27.666	23.699	36.389	27.601	245.4	
8	1'55.823	28.065	23.797	36.396	27.565	247.1	
9	1'55.366	27.798	23.716	36.401	27.451	250.5	
10	1'56.201	27.764	23.826	36.773	27.838	248.2	
11	1'58.377	28.244	24.336	37.545	28.252	241.6	

<b>6th</b>	<b>48</b>	<b>Ivan ORTOLA</b> MT Helmets - MSI SPA Runs=1 Total laps=11 Full laps=10 Valid laps=9					
1	2'03.755	35.551	23.998	36.507	27.699	186.5	
2	1'56.259	28.200	23.724	36.517	27.818	243.7	
3	1'55.958	28.271	23.710	36.328	27.649	245.4	
4	1'55.411	27.645	23.830	36.393	27.543	251.1	
5	1'55.281	27.647	23.765	36.264	27.605	250.5	
6	1'55.494	27.908	23.947	36.311	27.328	247.1	
7	1'55.352	27.736	23.710	36.334	27.572	250.5	
8	1'55.480 *	27.839	23.782	36.393	27.466*	246.5	
9	1'55.186	27.660	23.739	36.228	27.559	241.6	
10	1'55.157	27.648	23.733	36.187	27.589	242.1	
11	2'07.019	27.581	23.747	46.578	29.113	241.6	

<b>7th</b>	<b>58</b>	<b>Luca LUNETTA</b> SIC58 Squadra Corse ITA Runs=1 Total laps=11 Full laps=10 Valid laps=10					
1	2'06.168	36.977	24.740	36.875	27.576	190.1	
2	1'55.712	27.759	23.957	36.514	27.482	246.0	
3	1'55.961	27.834	23.885	36.715	27.527	244.8	
4	1'55.575	27.796	23.796	36.571	27.412	244.8	
5	1'55.828	27.704	23.776	36.651	27.697	246.0	
6	1'56.682	28.028	24.004	36.814	27.836	243.7	

**Fastest Lap:** Collin VEIJER Liqui Moly Husqvarna NED 1'54.738 27.475 23.616 36.100 27.547

These data/results cannot be reproduced, stored and/or transmitted in whole or in part by any manner of electronic, mechanical, photocopying, recording, broadcasting or otherwise now known or herein after developed without the previous express consent by the copyright owner, except for reproduction in daily press and regular printed publications on sale to the public within 60 days of the event related to those data/results and always provided that copyright symbol appears together as follows below.  
© DORNA, 2024

# Race PART 2

# Moto3

Lap	Lap Time	T1	T2	T3	T4	Speed	Lap	Lap Time	T1	T2	T3	T4	Speed
7	<b>1'57.129</b>	28.042	24.158	37.006	27.923	243.2	7	<b>1'56.991</b>	28.140	24.206	36.885	27.760	244.3
8	<b>1'57.502</b>	28.492	24.131	36.898	27.981	243.2	8	<b>1'57.356</b>	28.332	24.127	37.130	27.767	246.0
9	<b>1'56.917</b>	28.279	24.046	36.765	27.827	243.7	9	<b>1'56.781</b>	28.120	24.207	36.826	27.628	245.4
10	<b>1'57.202</b>	28.418	23.920	37.119	27.745	244.8	10	<b>1'57.191</b>	28.424	24.118	36.878	27.771	249.4
11	<b>1'56.959</b>	28.082	24.076	36.798	28.003	243.7	11	<b>1'57.197</b>	28.263	24.400	36.760	27.774	248.8

8th		31	Adrian FERNANDEZ	Leopard Racing	SPA	
		Runs=1	Total laps=11	Full laps=10	Valid laps=9	
1	2'04.927	36.254	24.164	36.837	27.672	193.5
2	<b>1'56.266</b>	28.174	24.010	36.608	27.474	241.6
3	<b>1'55.807</b>	27.779	23.888	36.558	27.582	248.8
4	<b>1'56.295</b>	27.920	23.878	36.795	27.702	245.4
5	<b>1'56.271</b>	28.173	23.994	36.579	27.525	242.1
6	<b>1'56.561</b>	27.953	24.011	36.820	27.777	247.7
7	<b>1'56.964</b>	28.005	24.173	36.994	27.792	247.1
8	1'57.262 *	28.304	24.184*	36.807	27.967*	243.7
9	<b>1'56.934</b>	28.137	24.140	36.765	27.892	237.8
10	<b>1'57.237</b>	28.104	24.198	36.976	27.959	238.4
11	<b>1'57.243</b>	28.607	24.027	36.833	27.776	238.9

12th		66	Joel KELSO	BOE Motorsports	AUS	
		Runs=1	Total laps=11	Full laps=10	Valid laps=10	
1	2'05.659	36.831	24.370	36.792	27.666	190.8
2	<b>1'55.695</b>	27.655	23.906	36.617	27.517	246.5
3	<b>1'56.020</b>	27.860	23.970	36.550	27.640	248.8
4	<b>1'55.991</b>	27.835	24.038	36.541	27.577	247.7
5	<b>1'56.093</b>	27.626	23.907	36.728	27.832	246.0
6	<b>1'56.518</b>	27.890	24.053	36.778	27.797	244.8
7	<b>1'56.999</b>	27.855	24.190	36.896	28.058	244.8
8	<b>1'58.382</b>	29.157	24.304	36.965	27.956	237.3
9	<b>1'56.940</b>	28.143	24.260	36.746	27.791	246.0
10	<b>1'56.725</b>	28.067	24.135	36.803	27.720	245.4
11	<b>1'57.109</b>	28.362	24.233	36.824	27.690	247.7

9th		12	Jacob ROULSTONE	Red Bull GASGAS Te	AUS	
		Runs=1	Total laps=11	Full laps=10	Valid laps=10	
1	2'05.028	36.401	24.253	36.871	27.503	190.1
2	<b>1'55.833</b>	27.889	23.849	36.486	27.609	247.7
3	<b>1'55.793</b>	27.870	23.861	36.528	27.534	240.0
4	<b>1'56.022</b>	27.907	23.886	36.571	27.658	240.5
5	<b>1'56.397</b>	28.104	23.919	36.541	27.833	237.8
6	<b>1'56.730</b>	28.008	23.994	36.807	27.921	237.8
7	<b>1'57.473</b>	28.764	24.071	37.030	27.608	237.3
8	<b>1'57.482</b>	28.420	24.088	37.231	27.743	247.7
9	<b>1'56.861</b>	28.204	24.171	36.834	27.652	247.7
10	<b>1'56.978</b>	28.209	23.948	36.921	27.900	247.1
11	<b>1'57.298</b>	28.661	23.982	36.855	27.800	240.5

13th		54	Riccardo ROSSI	CIP Green Power	ITA	
		Runs=1	Total laps=11	Full laps=10	Valid laps=10	
1	2'05.612	36.579	24.481	36.859	27.693	191.8
2	<b>1'56.156</b>	27.952	23.875	36.542	27.787	240.5
3	<b>1'56.210</b>	28.046	23.951	36.463	27.750	240.0
4	<b>1'55.966</b>	27.790	23.862	36.575	27.739	245.4
5	<b>1'56.166</b>	28.121	23.971	36.587	27.487	241.6
6	<b>1'56.194</b>	27.916	23.978	36.618	27.682	247.7
7	<b>1'56.840</b>	28.202	23.934	36.959	27.745	248.8
8	<b>1'57.910</b>	28.833	24.203	37.042	27.832	242.6
9	<b>1'56.920</b>	28.105	24.215	36.819	27.781	244.8
10	<b>1'56.865</b>	28.047	24.038	36.943	27.837	243.2
11	<b>1'59.856</b>	29.498	24.473	37.310	28.575	244.8

10th		18	Matteo BERTELLE	Kopron Rivacold Snip	ITA	
		Runs=1	Total laps=11	Full laps=10	Valid laps=10	
1	2'06.785	36.888	24.624	37.480	27.793	193.5
2	<b>1'55.828</b>	27.717	23.893	36.635	27.583	246.0
3	<b>1'55.707</b>	27.736	23.860	36.583	27.528	246.5
4	<b>1'55.844</b>	27.816	23.849	36.640	27.539	246.5
5	<b>1'55.879</b>	27.786	23.969	36.580	27.544	246.0
6	<b>1'56.188</b>	27.745	23.992	36.767	27.684	243.7
7	<b>1'56.992</b>	28.030	24.115	37.156	27.691	245.4
8	<b>1'57.495</b>	28.607	24.043	37.027	27.818	244.8
9	<b>1'56.865</b>	28.070	24.254	36.784	27.757	246.5
10	<b>1'57.196</b>	28.009	24.060	37.194	27.933	246.0
11	<b>1'57.123</b>	28.055	24.121	36.951	27.996	245.4

14th		96	Daniel HOLGADO	Red Bull GASGAS Te	SPA	
		Runs=1	Total laps=11	Full laps=10	Valid laps=9	
1	2'04.953	36.177	24.210	37.049	27.517	193.8
2	1'56.089 *	28.097	23.993*	36.555	27.444	242.6
3	<b>1'56.110</b>	28.001	24.080	36.533	27.496	249.4
4	<b>2'00.039</b>	27.968	24.115	39.745	28.211	247.7
5	<b>2'00.574</b>	28.092	24.559	39.826	28.097	241.0
6	<b>1'57.227</b>	28.103	24.289	37.106	27.729	241.0
7	<b>1'56.876</b>	27.929	24.297	36.895	27.755	244.3
8	<b>1'56.862</b>	27.954	24.168	37.010	27.730	243.2
9	<b>1'56.509</b>	27.874	24.115	36.850	27.670	246.5
10	<b>1'56.898</b>	27.891	24.169	37.155	27.683	246.0
11	<b>1'57.690</b>	27.854	24.404	37.354	28.078	246.5

11th		36	Angel PIQUERAS	Leopard Racing	SPA	
		Runs=1	Total laps=11	Full laps=10	Valid laps=9	
1	2'06.395	37.162	24.723	36.868	27.642	191.8
2	<b>1'56.020</b>	27.819	24.023	36.552	27.626	247.1
3	1'55.688 *	27.787	23.874*	36.471	27.556	244.8
4	<b>1'55.821</b>	27.882	23.883	36.475	27.581	250.5
5	<b>1'55.947</b>	27.896	24.022	36.481	27.548	243.7
6	<b>1'56.708</b>	28.025	24.041	36.890	27.752	244.3

15th		99	Jose Antonio RUED	Red Bull KTM Ajo	SPA	
		Runs=1	Total laps=11	Full laps=10	Valid laps=10	
1	2'13.574	45.049	24.059	36.534	27.932	189.8
2	<b>1'55.929</b>	27.990	23.747	36.252	27.940	230.2
3	<b>1'56.160</b>	28.082	23.914	36.357	27.807	230.7
4	<b>1'56.126</b>	28.111	23.840	36.426	27.749	232.2
5	<b>1'56.845</b>	27.991	24.341	36.724	27.789	236.8
6	<b>1'56.141</b>	27.972	23.769	36.514	27.886	232.7

**Fastest Lap:** Collin VEIJER      Liqui Moly Husqvarna      NED      **1'54.738**      27.475      23.616      36.100      27.547

These data/results cannot be reproduced, stored and/or transmitted in whole or in part by any manner of electronic, mechanical, photocopying, recording, broadcasting or otherwise now known or herein after developed without the previous express consent by the copyright owner, except for reproduction in daily press and regular printed publications on sale to the public within 60 days of the event related to those data/results and always provided that copyright symbol appears together as follows below.  
© DORNA, 2024

# Race PART 2

# Moto3

Lap	Lap Time	T1	T2	T3	T4	Speed	Lap	Lap Time	T1	T2	T3	T4	Speed
7	<b>1'56.062</b>	28.139	23.855	36.367	<b>27.701</b>	230.7	7	<b>1'57.098</b>	28.064	24.197	36.967	27.870	238.4
8	<b>1'56.522</b>	28.259	23.758	36.602	27.903	232.7	8	<b>1'57.068</b>	28.074	24.178	<b>36.889</b>	27.927	237.3
9	<b>1'56.862</b>	28.343	23.803	36.658	28.058	234.7	9	<b>1'57.520</b>	28.165	24.183	37.144	28.028	238.4
10	<b>1'57.586</b>	28.360	24.049	37.069	28.108	228.8	10	<b>1'57.607</b>	28.268	24.262	37.069	28.008	237.8
11	<b>1'58.080</b>	28.581	24.147	37.286	28.066	227.8	11	<b>1'57.697</b>	28.202	24.219	37.180	28.096	236.3

16th		10	Nicola CARRARO	LEVELUP - MTA	ITA	
Runs=1	Total laps=11	Full laps=10	Valid laps=8			
1	2'06.725	37.216	24.734	36.965	27.810	196.7
2	<b>1'56.458</b>	27.965	23.947	<b>36.803</b>	27.743	247.7
3	<b>1'57.402</b>	27.968	24.115	37.233	28.086	244.8
4	<b>1'57.126</b>	28.183	24.019	37.226	<b>27.698</b>	240.0
5	<b>1'57.871</b>	<b>27.837</b>	24.528	37.527	27.979	<b>248.8</b>
6	1'57.483 *	27.963	24.436	37.126	27.958*	245.4
7	<b>1'57.806</b>	27.957	24.496	37.362	27.991	243.7
8	<b>1'57.446</b>	28.520	23.959	37.088	27.879	243.2
9	1'56.324 *	27.882	<b>23.905</b>	36.898	27.639*	243.7
10	<b>1'57.596</b>	27.887	24.295	37.446	27.968	248.2
11	<b>1'57.681</b>	28.027	24.255	37.444	27.955	247.1

20th		55	Noah DETTWILER	CIP Green Power	SWI	
Runs=1	Total laps=11	Full laps=10	Valid laps=8			
1	2'08.118	37.707	25.088	37.276	28.047	195.6
2	1'57.382 *	28.056	24.173*	37.185	27.968	243.2
3	1'57.556 *	<b>27.960</b>	24.260*	37.274	28.062	<b>246.0</b>
4	<b>1'58.036</b>	28.086	24.372	37.295	28.283	244.3
5	<b>1'58.567</b>	28.366	24.627	37.582	27.992	237.3
6	<b>1'56.930</b>	27.962	<b>24.168</b>	37.003	<b>27.797</b>	246.0
7	<b>1'57.143</b>	28.034	24.220	37.035	27.854	241.6
8	<b>1'57.109</b>	28.076	24.196	<b>36.918</b>	27.919	242.6
9	<b>1'57.440</b>	28.212	24.236	37.006	27.986	242.6
10	<b>1'57.995</b>	28.288	24.316	37.221	28.170	241.0
11	<b>1'57.377</b>	28.139	24.229	36.995	28.014	238.9

17th		19	Scott OGDEN	MLav Racing	GBR	
Runs=1	Total laps=11	Full laps=10	Valid laps=9			
1	2'07.254	37.376	25.004	37.026	27.848	195.6
2	<b>1'56.712</b>	28.111	24.268	36.669	<b>27.664</b>	<b>245.4</b>
3	<b>1'56.539</b>	27.968	24.103	<b>36.617</b>	27.851	238.9
4	<b>1'56.805</b>	27.979	<b>23.943</b>	36.720	28.163	236.3
5	<b>1'58.081</b>	28.027	24.641	37.453	27.960	244.3
6	<b>1'57.239</b>	<b>27.898</b>	24.406	36.842	28.093	240.5
7	<b>1'57.312</b>	28.141	24.325	36.795	28.051	234.7
8	1'57.187 *	28.112	24.034	36.918	28.123*	234.2
9	<b>1'57.177</b>	28.177	24.171	36.935	27.894	234.2
10	<b>1'57.808</b>	28.087	24.187	37.595	27.939	239.4
11	<b>1'57.887</b>	28.221	24.309	37.502	27.855	240.5

21st		22	David ALMANSA	Kopron Rivacold Snip	SPA	
Runs=1	Total laps=11	Full laps=10	Valid laps=9			
1	2'07.221	37.291	25.012	37.024	<b>27.894</b>	197.0
2	<b>1'57.632</b>	28.090	<b>24.331</b>	37.200	28.011	<b>245.4</b>
3	<b>1'57.869</b>	<b>28.067</b>	24.443	37.044	28.315	242.6
4	<b>1'58.336</b>	28.349	24.417	37.193	28.377	238.9
5	<b>1'58.452</b>	28.230	24.646	37.369	28.207	240.5
6	<b>1'57.804</b>	28.400	24.340	<b>36.986</b>	28.078	240.5
7	1'58.527 *	28.205	24.768	37.257	28.297*	240.5
8	<b>1'58.396</b>	28.292	24.563	37.196	28.345	241.0
9	<b>1'58.861</b>	28.578	24.435	37.390	28.458	241.0
10	<b>1'59.120</b>	28.618	24.611	37.306	28.585	236.3
11	<b>1'59.211</b>	28.472	24.701	37.481	28.557	236.3

18th		78	Joel ESTEBAN	CFMOTO Valresa As	SPA	
Runs=1	Total laps=11	Full laps=10	Valid laps=9			
1	2'06.095	37.058	24.584	<b>36.695</b>	27.758	197.0
2	<b>1'58.390</b>	<b>27.687</b>	24.111	38.706	27.886	245.4
3	<b>1'56.664</b>	27.892	24.111	36.951	27.710	244.3
4	<b>1'56.408</b>	27.852	<b>23.956</b>	36.876	27.724	243.7
5	<b>1'57.609</b>	27.886	24.472	37.165	28.086	247.1
6	<b>1'57.580</b>	28.050	24.597	37.016	27.917	238.9
7	1'57.710 *	27.971	24.626	37.143	27.970*	241.6
8	<b>1'57.046</b>	28.042	24.074	37.202	27.728	240.5
9	<b>1'56.967</b>	28.339	24.176	36.855	<b>27.597</b>	244.8
10	<b>1'57.811</b>	28.508	24.071	37.472	27.760	246.5
11	<b>1'57.775</b>	27.858	24.316	37.428	28.173	<b>247.7</b>

22nd		5	Tatchakorn BUASRI	Honda Team Asia	THA	
Runs=1	Total laps=11	Full laps=10	Valid laps=7			
1	2'07.818	37.459	25.182	37.288	27.889	196.7
2	<b>1'57.373</b>	<b>28.085</b>	<b>24.203</b>	<b>37.161</b>	27.924	<b>246.0</b>
3	1'57.702 *	28.200	24.298*	37.193	28.011	242.6
4	1'58.239 *	28.429	24.295*	37.297	28.218	243.2
5	<b>1'58.919</b>	28.248	24.768	38.062	27.841	240.0
6	<b>1'57.487</b>	28.209	24.253	37.251	<b>27.774</b>	245.4
7	<b>1'58.256</b>	28.185	24.555	37.417	28.099	242.6
8	<b>1'58.355</b>	28.388	24.341	37.283	28.343	241.0
9	2'01.643 *	28.512	24.504*	40.021	28.606	236.8
10	<b>1'59.786</b>	28.698	24.663	37.953	28.472	236.3
11	<b>1'59.906</b>	28.723	24.763	37.819	28.601	236.3

19th		7	Filippo FARIOLI	SIC58 Squadra Corse	ITA	
Runs=1	Total laps=11	Full laps=10	Valid laps=9			
1	2'07.311	37.388	24.998	37.116	<b>27.809</b>	200.3
2	<b>1'56.734</b>	<b>27.837</b>	24.109	36.894	27.894	247.1
3	<b>1'58.956</b>	27.844	<b>24.085</b>	39.108	27.919	243.2
4	1'59.274 *	28.002	24.272*	39.201	27.799*	<b>248.2</b>
5	<b>1'57.305</b>	27.938	24.111	37.442	27.814	243.2
6	<b>1'56.882</b>	27.877	24.168	37.012	27.825	243.7

23rd		70	Joshua WHATLEY	MLav Racing	GBR	
Runs=1	Total laps=11	Full laps=10	Valid laps=10			
1	2'07.779	37.628	24.906	37.159	28.086	197.0
2	<b>1'57.660</b>	28.223	<b>24.170</b>	37.200	28.067	240.0
3	<b>1'57.806</b>	28.163	24.244	37.303	28.096	242.1
4	<b>1'57.926</b>	28.145	24.295	37.338	28.148	<b>243.7</b>
5	<b>1'58.662</b>	28.380	24.710	37.668	<b>27.904</b>	241.0
6	<b>1'57.634</b>	28.185	24.323	<b>36.999</b>	28.127	243.2

**Fastest Lap:** Collin VEIJER      Liqui Moly Husqvarna      NED      **1'54.738**      27.475      23.616      36.100      27.547

These data/results cannot be reproduced, stored and/or transmitted in whole or in part by any manner of electronic, mechanical, photocopying, recording, broadcasting or otherwise now known or herein after developed without the previous express consent by the copyright owner, except for reproduction in daily press and regular printed publications on sale to the public within 60 days of the event related to those data/results and always provided that copyright symbol appears together as follows below.  
© DORNA, 2024

# Race PART 2

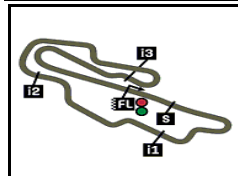
Moto3

Lap	Lap Time	T1	T2	T3	T4	Speed	Lap	Lap Time	T1	T2	T3	T4	Speed
7	<b>2'11.633</b>	28.108				28.917							241.0
8	<b>2'00.142</b>	29.109	24.567	37.562	28.904	229.2							
9	<b>1'59.895</b>	28.755	24.512	37.563	29.065	228.3							
10	<b>2'01.090</b>	29.140	24.907	37.972	29.071	228.3							
11	<b>2'00.579</b>	28.969	24.720	37.836	29.054	227.3							

<b>25th</b>	<b>24</b>	<b>Tatsuki SUZUKI</b>		Liqui Moly Husqvarna		JPN
		Runs=1	Total laps=0	Full laps=0	Valid laps=0	
unfinished	36.735	24.391			192.1	

<b>Fastest Lap:</b>	Collin VEIJER	Liqui Moly Husqvarna	NED	<b>1'54.738</b>	27.475	23.616	36.100	27.547
---------------------	---------------	----------------------	-----	-----------------	--------	--------	--------	--------

These data/results cannot be reproduced, stored and/or transmitted in whole or in part by any manner of electronic, mechanical, photocopying, recording, broadcasting or otherwise now known or herein after developed without the previous express consent by the copyright owner, except for reproduction in daily press and regular printed publications on sale to the public within 60 days of the event related to those data/results and always provided that copyright symbol appears together as follows below.  
© DORNA, 2024



5245 m.

# GRAN PREMIO D'ITALIA BREMBO

## Race PART 2

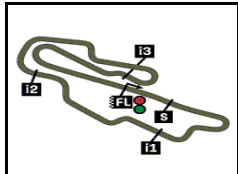
### Analysis by Lap

35

**Num Lap Time Gap**

Num	Lap	Time	Gap	Num	Lap	Time	Gap	Num	Lap	Time	Gap	Num	Lap	Time	Gap			
<b>Lap 1</b>																		
80	2'03.665			96	1'56.110	1.628		22	1'58.452	13.142		48	1'55.480	0.622	99	1'57.586	19.249	
48	2'03.755	0.090		66	1'56.020	1.850		7	1'57.305	13.212		64	1'55.823	0.883	19	1'57.808	19.556	
72	2'03.795	0.130		58	1'55.961	2.317		55	1'58.567	13.291		95	1'56.045	0.925	96	1'56.898	19.579	
95	2'03.853	0.188		54	1'56.210	2.454		70	1'58.662	13.465		31	1'57.262	7.985	10	1'57.596	19.679	
64	2'04.103	0.438		36	1'55.688	2.579		5	1'58.919	13.683		58	1'57.502	8.189	78	1'57.811	19.722	
31	2'04.927	1.262		18	1'55.707	2.796		<b>Lap 6</b>				18	1'57.495	8.350	7	1'57.607	23.197	
96	2'04.953	1.288		19	1'56.539	4.981		80	1'55.261			12	1'57.482	8.390	55	1'57.995	23.718	
12	2'05.028	1.363		10	1'57.402	5.061		95	1'55.452	0.061		22	1'59.120	29.660	5	1'59.786	33.020	
6	2'05.125	1.460		78	1'56.664	5.625		72	1'55.555	0.236		70	2'01.090	47.669				
54	2'05.612	1.947		22	1'57.869	7.198		64	1'55.332	0.314								
66	2'05.659	1.994		5	1'57.702	7.369		19	1'57.187	14.761								
78	2'06.095	2.430		7	1'58.956	7.477		99	1'56.522	14.991								
58	2'06.168	2.503		55	1'57.556	7.532		78	1'57.046	15.134								
36	2'06.395	2.730		70	1'57.806	7.721		10	1'57.446	15.949								
10	2'06.725	3.060		99	1'56.160	10.139		96	1'56.862	16.362								
18	2'06.785	3.120		<b>Lap 4</b>				7	1'57.068	18.260								
22	2'07.221	3.556		80	1'55.421			55	1'57.109	18.473								
19	2'07.254	3.589		95	1'55.356	0.057		5	1'58.355	21.781								
7	2'07.311	3.646		72	1'55.184	0.113		22	1'58.396	21.869								
70	2'07.779	4.114		64	1'55.592	0.368		70	2'00.142	36.874								
5	2'07.818	4.153		48	1'55.411	0.438												
55	2'08.118	4.453		6	1'55.346	0.484												
99	2'13.574	9.909		12	1'56.022	1.731												
<b>Lap 2</b>																		
95	1'55.994			31	1'56.295	2.350												
72	1'56.095	0.043		66	1'55.991	2.420												
80	1'56.233	0.051		58	1'55.575	2.471												
48	1'56.259	0.167		36	1'55.821	2.979												
64	1'56.037	0.293		54	1'55.966	2.999												
6	1'55.074	0.352		18	1'55.844	3.219												
12	1'55.833	1.014		96	2'00.039	6.246												
96	1'56.089	1.195		19	1'56.805	6.365												
31	1'56.266	1.346		78	1'56.408	6.612												
66	1'55.695	1.507		10	1'57.126	6.766												
54	1'56.156	1.921		22	1'58.336	10.113												
58	1'55.712	2.033		55	1'58.036	10.147												
36	1'56.020	2.568		5	1'58.239	10.187												
18	1'55.828	2.766		70	1'57.926	10.226												
10	1'56.458	3.336		99	1'56.126	10.844												
19	1'56.712	4.119		7	1'59.274	11.330												
7	1'56.734	4.198		<b>Lap 5</b>														
78	1'58.390	4.638		95	1'55.366													
22	1'57.632	5.006		72	1'55.382	0.072												
5	1'57.373	5.344		80	1'55.553	0.130												
70	1'57.660	5.592		48	1'55.281	0.296												
55	1'57.382	5.653		64	1'55.428	0.373												
99	1'55.929	9.656		6	1'55.382	0.443												
<b>Lap 3</b>																		
80	1'55.626			12	1'56.397	2.705												
95	1'55.799	0.122		58	1'55.828	2.876												
64	1'55.581	0.197		66	1'56.093	3.090												
72	1'55.984	0.350		31	1'56.271	3.198												
48	1'55.958	0.448		36	1'55.947	3.503												
6	1'55.884	0.559		18	1'55.879	3.675												
12	1'55.793	1.130		54	1'56.166	3.742												
31	1'55.807	1.476		78	1'57.609	8.798												
<b>Lap 4</b>																		
80	1'55.091			19	1'58.081	9.023												
6	1'55.361	0.548		10	1'57.871	9.214												
72	1'55.487	0.594		96	2'00.574	11.397												
<b>Lap 5</b>																		
80	1'55.091			99	1'56.845	12.266												
6	1'55.361	0.548		<b>Lap 6</b>														
72	1'55.487	0.594		80	1'55.261													
<b>Lap 7</b>																		
80	1'55.518	0.029		95	1'55.452	0.061												
64	1'55.355	0.180		72	1'55.555	0.236												
72	1'55.480	0.227		64	1'55.332	0.314												
48	1'55.352	0.262		48	1'55.494	0.399												
6	1'55.332	0.307		6	1'55.412	0.464												
66	1'56.999	5.727		12	1'56.730	4.044												
58	1'57.129	5.807		58	1'56.682	4.167												
31	1'56.964	5.843		66	1'56.518	4.217												
54	1'56.840	5.896		31	1'56.561	4.368												
18	1'56.992	5.975		18	1'56.188	4.472												
12	1'57.473	6.028		54	1'56.194	4.545												
36	1'56.991	6.322		36	1'56.708	4.820												
19	1'57.312	12.694		19	1'57.239	10.871												
78	1'57.710	13.208		78	1'57.580	10.987												
99	1'56.062	13.589		10	1'57.483	11.306												
10	1'57.806	13.623		99	1'56.141	13.016												
96	1'56.876	14.620		96	1'57.227	13.233												
7	1'57.098	16.312		7	1'56.882	14.703												
55	1'57.143	16.484		55	1'56.930	14.830												
5	1'58.256	18.546		22	1'57.804	15.555												
22	1'58.527	18.593		70	1'57.634	15.708												
70	2'11.633	31.852		5	1'57.487	15.779												
<b>Lap 8</b>																		
80	1'55.091			<b>Lap 9</b>														
6	1'55.361	0.548		80	1'55.082													
72	1'55.487	0.594		48	1'55.186	0.726												
<b>Lap 9</b>																		
80	1'55.108			6	1'55.262	0.728												
95	1'54.738	0.398		95	1'54.925	0.768												
48	1'55.157	0.775		72	1'55.302	0.814												
6	1'55.324	0.944		64	1'55.366	1.167												
72	1'55.494	1.200		31	1'56.934	9.837												





5245 m.

# GRAN PREMIO D'ITALIA BREMBO

## 2024 Rookie of the Year Classification

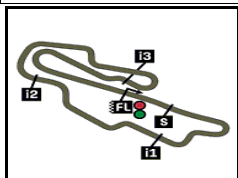
Moto3™

36

Rider	Nation	Points	Leader	Previous	QAT	POR	AME	SPA	FRA	CAT	ITA	NED	GER	GBR	AUT	ARA	RSM	KAZ	INA	JPN	AUS	THA	MAL	VAL	
1 ROULSTONE Jacob	AUS	42			6	5	8	4	4	8	7														
2 PIQUERAS Angel	SPA	41	1	1	4	-	16	6	6	4	5														
3 ESTEBAN Joel	SPA	35	7	6	5	8	7	-	13	2	-														
4 LUNETTA Luca	ITA	24	18	11	1	-	-	-	5	9	9														
5 ZURUTUZA Xabi	SPA	3	39	21	-	-	3	-	-	-	-														
6 DETTWILER Noah	SWI	2	40	1	-	-	2	-	-	-	-														

These data/results cannot be reproduced, stored and/or transmitted in whole or in part by any manner of electronic, mechanical, photocopying, recording, broadcasting or otherwise now known or herein after developed without the previous express consent by the copyright owner, except for reproduction in daily press and regular printed publications on sale to the public within 60 days of the event related to those data/results and always provided that copyright symbol appears together as follows below.  
© DORNA, 2024





5245 m.

**2024 Riders Performance**

(Qualifying Position - Starting Position - Race Position)

**37**

Rider	Points	QAT	POR	AME	SPA	FRA	CAT	ITA	NED	GER	GBR	AUT	ARA	RSM	KAZ	INA	JPN	AUS	THA	MAL	VAL	
1 <b>ALONSO David</b>	143	8	3	1	1	1	6	1														
		8-1	3-4	1-1	1-11	1-1	6-1	1-1	-	-	-	-	-	-	-	-	-	-	-	-	-	-
2 <b>HOLGADO Daniel</b>	106	1	4	3	18	2	9	5														
		1-2	4-1	2-2	18-7	2-2	9-6	5-14	-	-	-	-	-	-	-	-	-	-	-	-	-	-
3 <b>VEIJER Collin</b>	95	10	6	4	3	5	2	4														
		10-5	6-6	3-NC	3-1	5-3	2-4	4-2	-	-	-	-	-	-	-	-	-	-	-	-	-	-
4 <b>ORTOLA Ivan</b>	80	2	7	14	7	6	1	2														
		2-9	7-3	13-NC	7-3	6-5	1-2	2-6	-	-	-	-	-	-	-	-	-	-	-	-	-	-
5 <b>MUÑOZ David</b>	60	13	13	8	2	8	7	14														
		26-16	13-9	7-5	2-2	8-NC	7-5	14-5	-	-	-	-	-	-	-	-	-	-	-	-	-	-
6 <b>YAMANAKA Ryusei</b>	56	15	17	24	5	10	5	13														
		15-NC	17-NC	23-4	5-4	10-7	5-11	13-3	-	-	-	-	-	-	-	-	-	-	-	-	-	-
7 <b>KELSO Joel</b>	46	6	2	5	4	7	14	9														
		6-8	2-5	4-7	4-5	7-13	14-NC	9-12	-	-	-	-	-	-	-	-	-	-	-	-	-	-
8 <b>RUEDA Jose Antonio</b>	45	3	1	2		3	3	3														
		3-NC	1-2	-NS	-	3-8	3-3	3-15	-	-	-	-	-	-	-	-	-	-	-	-	-	-
9 <b>FERNANDEZ Adrian</b>	45	4	15	12	12	4	8	17														
		4-NC	15-10	11-11	12-6	4-6	8-10	17-8	-	-	-	-	-	-	-	-	-	-	-	-	-	-
10 <b>ROULSTONE Jacob</b>	42	17	14	6	17	11	16	7														
		17-10	14-11	5-8	17-12	11-12	16-8	7-9	-	-	-	-	-	-	-	-	-	-	-	-	-	-
11 <b>PIQUERAS Angel</b>	41	12	19	18	6	9	13	20														
		12-12	19-NC	17-3	6-10	9-10	13-12	20-11	-	-	-	-	-	-	-	-	-	-	-	-	-	-
12 <b>ESTEBAN Joel</b>	35	23	11	17	8	16	15	19														
		23-11	11-8	16-9	8-NC	16-4	15-14	19-18	-	-	-	-	-	-	-	-	-	-	-	-	-	-
13 <b>FURUSATO Taiyo</b>	31	18	21	10	21	17	4	8														
		18-3	21-17	9-NC	21-17	17-14	4-NC	8-4	-	-	-	-	-	-	-	-	-	-	-	-	-	-

NC=Not classified NL=Not finished first lap NP=Not started race re-start N2=Not finished first lap race re-start EX=Excluded NS=Not Started DS=Disqualified

These data/results cannot be reproduced, stored and/or transmitted in whole or in part by any manner of electronic, mechanical, photocopying, recording, broadcasting or otherwise now known or herein after developed without the previous express consent by the copyright owner, except for reproduction in daily press and regular printed publications on sale to the public within 60 days of the event related to those data/results and always provided that copyright symbol appears together as follows below.  
© DORNA, 2024

Rider	Points	QAT	POR	AME	SPA	FRA	CAT	ITA	NED	GER	GBR	AUT	ARA	RSM	KAZ	INA	JPN	AUS	THA	MAL	VAL
14 SUZUKI Tatsuki	31	19	20	16	9	14	21	15													
		19-7	20-12	15-6	9-25	14-9	21-15	15-NC	-	-	-	-	-	-	-	-	-	-	-	-	-
15 NEPA Stefano	29	16	10	9	11	23	11	12													
		16-6	10-7	8-18	11-9	23-17	11-13	12-NC	-	-	-	-	-	-	-	-	-	-	-	-	-
16 LUNETTA Luca	24	14	25	11	20	15	10	6													
		14-15	25-22	10-19	20-20	15-11	10-7	6-7	-	-	-	-	-	-	-	-	-	-	-	-	-
17 ROSSI Riccardo	16	7	5	21	14	13	18	10													
		7-4	5-NC	20-16	14-18	13-NC	18-NC	10-13	-	-	-	-	-	-	-	-	-	-	-	-	-
18 CARRARO Nicola	15	22	16	20	10	20	25	21													
		22-14	16-15	19-12	10-8	20-19	25-18	21-16	-	-	-	-	-	-	-	-	-	-	-	-	-
19 BERTELLE Matteo	14	5	12	7	19	19	12	22													
		5-NC	12-DS	6-10	19-14	19-NC	12-17	22-10	-	-	-	-	-	-	-	-	-	-	-	-	-
20 FARIOLI Filippo	11	11	8	13	15	21	20	16													
		11-NC	8-16	12-15	15-13	21-NC	20-9	16-19	-	-	-	-	-	-	-	-	-	-	-	-	-
21 OGDEN Scott	5	20	9	15	13	12	19	18													
		20-13	9-14	14-DS	13-19	12-NC	19-16	18-17	-	-	-	-	-	-	-	-	-	-	-	-	-
22 ZURUTUZA Xabi	3			23	26	18	23	11													
		-	-	22-13	26-22	18-16	23-19	11-NP	-	-	-	-	-	-	-	-	-	-	-	-	-
23 PEREZ Vicente	3	9	18		24																
		9-NC	18-13	-	24-16	-	-	-	-	-	-	-	-	-	-	-	-	-	-	-	-
24 DETTWILER Noah	2	25	26	22	23	24	24	26													
		25-17	26-19	21-14	23-21	24-18	24-21	26-20	-	-	-	-	-	-	-	-	-	-	-	-	-
25 ALMANSA David	2			25	16	22	17	24													
		-	-	-NS	16-15	22-15	17-NC	24-21	-	-	-	-	-	-	-	-	-	-	-	-	-
26 WHATLEY Joshua	0	21	22	19	22	25	26	23													
		21-18	22-18	18-17	22-23	25-21	26-20	23-23	-	-	-	-	-	-	-	-	-	-	-	-	-
27 BUASRI Tatchakorn	0	24	23	26	25	26	22	25													
		24-19	23-20	-NS	25-24	26-20	22-22	25-22	-	-	-	-	-	-	-	-	-	-	-	-	-
28 AL SAHOUTI Hamad	0		24																		
		-	24-21	-	-	-	-	-	-	-	-	-	-	-	-	-	-	-	-	-	-
29 ADITAMA Arbi	0						27														
		-	-	-	-	-	27-23	-	-	-	-	-	-	-	-	-	-	-	-	-	-

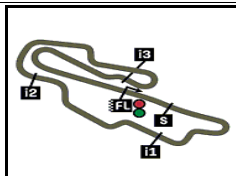
NC=Not classified NL=Not finished first lap NP=Not started race re-start N2=Not finished first lap race re-start EX=Excluded NS=Not Started DS=Disqualified

These data/results cannot be reproduced, stored and/or transmitted in whole or in part by any manner of electronic, mechanical, photocopying, recording, broadcasting or otherwise now known or herein after developed without the previous express consent by the copyright owner, except for reproduction in daily press and regular printed publications on sale to the public within 60 days of the event related to those data/results and always provided that copyright symbol appears together as follows below.  
© DORNA, 2024

Official MotoGP Timing by TISSOT  
www.motogp.com







**GRAN PREMIO D'ITALIA BREMBO**

**Starting Grid 2nd part**

5245 m.

Remaining : 11 laps = 57.695 km



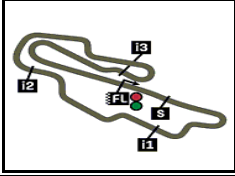
1	3 5'53.075 95 Collin VEIJER Husqvarna	2 5'52.981 48 Ivan ORTOLA KTM	1 5'52.882 80 David ALONSO CFMOTO
2	6 5'55.028 12 Jacob ROULSTONE GASGAS	5 5'54.788 99 Jose Antonio RUEDA KTM	4 5'53.168 72 Taiyo FURUSATO Honda
3	9 5'56.066 82 Stefano NEPA KTM	8 5'55.967 96 Daniel HOLGADO GASGAS	7 5'55.140 64 David MUÑOZ KTM
4	12 5'57.717 31 Adrian FERNANDEZ Honda	11 5'56.436 54 Riccardo ROSSI KTM	10 5'56.397 66 Joel KELSO KTM
5	15 5'57.952 58 Luca LUNETTA Honda	14 5'57.853 6 Ryusei YAMANAKA KTM	13 5'57.762 24 Tatsuki SUZUKI Husqvarna
6	18 6'00.951 10 Nicola CARRARO KTM	17 6'00.949 18 Matteo BERTELLE Honda	16 5'59.725 36 Angel PIQUERAS Honda
7	21 6'02.930 22 David ALMANSA Honda	20 6'02.560 78 Joel ESTEBAN CFMOTO	19 6'01.327 19 Scott OGDEN Honda
8	24 6'04.711 5 Tatchakorn BUASRI Honda	23 6'04.123 70 Joshua WHATLEY Honda	22 6'02.970 55 Noah DETTWILER KTM

The results are provisional until the end of the limit for protest and appeals and until the ratification of the Event Management Committee.

Time limit for protest expires 60' at the latest after publication of the results - ..... Time: .....

These data/results cannot be reproduced, stored and/or transmitted in whole or in part by any manner of electronic, mechanical, photocopying, recording, broadcasting or otherwise now known or herein after developed without the previous express consent by the copyright owner, except for reproduction in daily press and regular printed publications on sale to the public within 60 days of the event related to those data/results and always provided that copyright symbol appears together as follows below.

© DORNA, 2024



**GRAN PREMIO D'ITALIA BREMBO**  
**Starting Grid 2nd part**

5245 m.

Remaining : 11 laps = 57.695 km

9

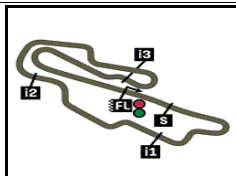
**25**  
4'02.728  
**7 Filippo FARIOLI**  
Honda

The results are provisional until the end of the limit for protest and appeals and until the ratification of the Event Management Committee.

Time limit for protest expires 60' at the latest after publication of the results - ..... Time: .....

These data/results cannot be reproduced, stored and/or transmitted in whole or in part by any manner of electronic, mechanical, photocopying, recording, broadcasting or otherwise now known or herein after developed without the previous express consent by the copyright owner, except for reproduction in daily press and regular printed publications on sale to the public within 60 days of the event related to those data/results and always provided that copyright symbol appears together as follows below.

© DORNA, 2024



**GRAN PREMIO D'ITALIA BREMBO**

**Official Starting Grid**

5245 m.

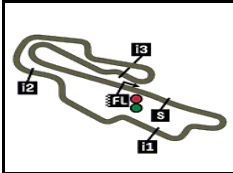
Race : 17 laps = 89.165 km



1	<b>3</b> 1'54.797 <b>99 Jose Antonio RUEDA</b> KTM	<b>2</b> 1'54.441 <b>48 Ivan ORTOLA</b> KTM	<b>1</b> 1'54.194 <b>80 David ALONSO</b> CFMOTO
2	<b>6</b> 1'55.136 <b>58 Luca LUNETTA</b> Honda	<b>5</b> 1'55.112 <b>96 Daniel HOLGADO</b> GASGAS	<b>4</b> 1'54.906 <b>95 Collin VEIJER</b> Husqvarna
3	<b>9</b> 1'55.464 <b>66 Joel KELSO</b> KTM	<b>8</b> 1'55.251 <b>72 Taiyo FURUSATO</b> Honda	<b>7</b> 1'55.209 <b>12 Jacob ROULSTONE</b> GASGAS
4	<b>12</b> 1'55.654 <b>82 Stefano NEPA</b> KTM	<b>11</b> 1'55.590 <b>85 Xabi ZURUTUZA</b> KTM	<b>10</b> 1'55.492 <b>54 Riccardo ROSSI</b> KTM
5	<b>15</b> 1'55.900 <b>24 Tatsuki SUZUKI</b> Husqvarna	<b>14</b> 1'55.850 <b>64 David MUÑOZ</b> KTM	<b>13</b> 1'55.760 <b>6 Ryusei YAMANAKA</b> KTM
6	<b>18</b> 1'57.101 <b>19 Scott OGDEN</b> Honda	<b>17</b> 1'56.270 <b>31 Adrian FERNANDEZ</b> Honda	<b>16</b> 1'55.966 <b>7 Filippo FARIOLI</b> Honda
7	<b>21</b> 1'56.946 <b>10 Nicola CARRARO</b> KTM	<b>20</b> 1'56.921 <b>36 Angel PIQUERAS</b> Honda	<b>19</b> 1'56.856 <b>78 Joel ESTEBAN</b> CFMOTO
8	<b>24</b> 1'57.148 <b>22 David ALMANSA</b> Honda	<b>23</b> 1'57.114 <b>70 Joshua WHATLEY</b> Honda	<b>22</b> 1'57.058 <b>18 Matteo BERTELLE</b> Honda

The results are provisional until the end of the limit for protest and appeals and until the ratification of the Event Management Committee.  
 Time limit for protest expires 60' at the latest after publication of the results - ..... Time: .....

These data/results cannot be reproduced, stored and/or transmitted in whole or in part by any manner of electronic, mechanical, photocopying, recording, broadcasting or otherwise now known or herein after developed without the previous express consent by the copyright owner, except for reproduction in daily press and regular printed publications on sale to the public within 60 days of the event related to those data/results and always provided that copyright symbol appears together as follows below.  
 © DORNA, 2024



## GRAN PREMIO D'ITALIA BREMBO Official Starting Grid

5245 m.

Race : 17 laps = 89.165 km

# 9

**26**  
1'58.214  
**55 Noah DETTWILER**  
KTM

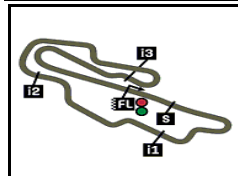
**25**  
1'57.834  
**5 Tatchakorn BUASRI**  
Honda

The results are provisional until the end of the limit for protest and appeals and until the ratification of the Event Management Committee.

Time limit for protest expires 60' at the latest after publication of the results - ..... Time: .....

These data/results cannot be reproduced, stored and/or transmitted in whole or in part by any manner of electronic, mechanical, photocopying, recording, broadcasting or otherwise now known or herein after developed without the previous express consent by the copyright owner, except for reproduction in daily press and regular printed publications on sale to the public within 60 days of the event related to those data/results and always provided that copyright symbol appears together as follows below.

© DORNA, 2024



5245 m.

## GRAN PREMIO D'ITALIA BREMBO

## Race PART 2

## Top Speed &amp; Average



Rider	Nation	Motorcycle	Top 5 speeds					Average	Top
6 Ryusei YAMANAKA	JPN	KTM	251.7	251.1	251.1	251.1	250.0	250.8	251.7
95 Collin VEIJER	NED	HUSQVARNA	251.7	247.1	246.0	246.0	244.8	247.1	251.7
48 Ivan ORTOLA	SPA	KTM	251.1	250.5	250.5	247.1	246.5	249.1	251.1
36 Angel PIQUERAS	SPA	HONDA	250.5	249.4	248.8	247.1	246.0	248.4	250.5
64 David MUÑOZ	SPA	KTM	250.5	250.5	250.5	250.0	248.8	250.1	250.5
96 Daniel HOLGADO	SPA	GASGAS	249.4	247.7	246.5	246.5	246.0	247.2	249.4
10 Nicola CARRARO	ITA	KTM	248.8	248.2	247.7	247.1	245.4	247.4	248.8
31 Adrian FERNANDEZ	SPA	HONDA	248.8	247.7	247.1	245.4	243.7	246.5	248.8
54 Riccardo ROSSI	ITA	KTM	248.8	247.7	245.4	244.8	244.8	246.3	248.8
66 Joel KELSO	AUS	KTM	248.8	247.7	247.7	246.5	246.0	247.1	248.8
7 Filippo FARIOLI	ITA	HONDA	248.2	247.1	243.7	243.2	243.2	245.1	248.2
12 Jacob ROULSTONE	AUS	GASGAS	247.7	247.7	247.7	247.1	240.5	245.2	247.7
72 Taiyo FURUSATO	JPN	HONDA	247.7	246.5	245.4	244.3	243.2	245.1	247.7
78 Joel ESTEBAN	SPA	CFMOTO	247.7	247.1	246.5	245.4	244.8	246.3	247.7
18 Matteo BERTELLE	ITA	HONDA	246.5	246.5	246.5	246.0	246.0	246.3	246.5
5 Tatchakorn BUASRI	THA	HONDA	246.0	245.4	243.2	242.6	242.6	244.0	246.0
55 Noah DETTWILER	SWI	KTM	246.0	246.0	244.3	243.2	242.6	244.1	246.0
58 Luca LUNETTA	ITA	HONDA	246.0	246.0	244.8	244.8	244.8	245.3	246.0
80 David ALONSO	COL	CFMOTO	246.0	243.2	241.6	241.6	241.0	242.7	246.0
19 Scott OGDEN	GBR	HONDA	245.4	244.3	240.5	240.5	239.4	242.0	245.4
22 David ALMANSA	SPA	HONDA	245.4	242.6	241.0	241.0	240.5	241.6	245.4
70 Joshua WHATLEY	GBR	HONDA	243.7	243.2	242.1	241.0	241.0	242.2	243.7
99 Jose Antonio RUEDA	SPA	KTM	236.8	234.7	232.7	232.7	232.2	233.8	236.8
24 Tatsuki SUZUKI	JPN	HUSQVARNA	192.1					192.1	192.1
82 Stefano NEPA	ITA	KTM							190.8

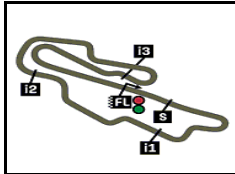
These data/results cannot be reproduced, stored and/or transmitted in whole or in part by any manner of electronic, mechanical, photocopying, recording, broadcasting or otherwise now known or herein after developed without the previous express consent by the copyright owner, except for reproduction in daily press and regular printed publications on sale to the public within 60 days of the event related to those data/results and always provided that copyright symbol appears together as follows below.

© DORNA, 2024

Official MotoGP Timing by TISSOT  
www.motogp.com



Mugello, Sunday, June 02, 2024




5245 m.

## GRAN PREMIO D'ITALIA BREMBO

## Race PART 2

## Fastest Laps Sequence

Lap	Race Time	 Rider	Nation	Motorcycle	Time	Km/h	Riders's Lap
2	<b>3'59.847</b>	95 Collin VEIJER	NED	HUSQVARNA	<b>1'55.994</b>	162.7	2
2	<b>4'00.199</b>	6 Ryusei YAMANAKA	JPN	KTM	<b>1'55.074</b>	164.0	2
9	<b>17'28.218</b>	95 Collin VEIJER	NED	HUSQVARNA	<b>1'54.925</b>	164.2	9
10	<b>19'22.956</b>	95 Collin VEIJER	NED	HUSQVARNA	<b>1'54.738</b>	164.5	10

These data/results cannot be reproduced, stored and/or transmitted in whole or in part by any manner of electronic, mechanical, photocopying, recording, broadcasting or otherwise now known or herein after developed without the previous express consent by the copyright owner, except for reproduction in daily press and regular printed publications on sale to the public within 60 days of the event related to those data/results and always provided that copyright symbol appears together as follows below.

© DORNA, 2024

Official MotoGP Timing by TISSOT  
www.motogp.com

Mugello, Sunday, June 02, 2024

