

5245 m.

GRAN PREMIO D'ITALIA BREMBO

Race

Classification after 23 laps = 120.635 km

29

Pos		Rider	Nation	Team	Motorcycle	Total Time	Km/h	Gap
1	25	1 Francesco BAGNAIA	ITA	Ducati Lenovo Team	DUCATI	40'51.385	177.1	
2	20	23 Enea BASTIANINI	ITA	Ducati Lenovo Team	DUCATI	40'52.184	177.1	0.799
3	16	89 Jorge MARTIN	SPA	Prima Pramac Racing	DUCATI	40'52.309	177.0	0.924
4	13	93 Marc MARQUEZ	SPA	Gresini Racing MotoGP	DUCATI	40'53.449	177.0	2.064
5	11	31 Pedro ACOSTA	SPA	Red Bull GASGAS Tech3	KTM	40'58.886	176.6	7.501
6	10	21 Franco MORBIDELLI	ITA	Prima Pramac Racing	DUCATI	41'01.275	176.4	9.890
7	9	49 Fabio DI GIANNANTONIO	ITA	Pertamina Enduro VR46 Racing T	DUCATI	41'01.461	176.4	10.076
8	8	12 Maverick VIÑALES	SPA	Aprilia Racing	APRILIA	41'03.068	176.3	11.683
9	7	73 Alex MARQUEZ	SPA	Gresini Racing MotoGP	DUCATI	41'04.920	176.1	13.535
10	6	33 Brad BINDER	RSA	Red Bull KTM Factory Racing	KTM	41'07.286	176.0	15.901
11	5	41 Aleix ESPARGARO	SPA	Aprilia Racing	APRILIA	41'10.567	175.7	19.182
12	4	25 Raul FERNANDEZ	SPA	Trackhouse Racing	APRILIA	41'11.692	175.7	20.307
13	3	72 Marco BEZZECCHI	ITA	Pertamina Enduro VR46 Racing T	DUCATI	41'11.731	175.7	20.346
14	2	88 Miguel OLIVEIRA	POR	Trackhouse Racing	APRILIA	41'14.677	175.4	23.292
15	1	42 Alex RINS	SPA	Monster Energy Yamaha MotoGP	YAMAHA	41'14.998	175.4	23.613
16		43 Jack MILLER	AUS	Red Bull KTM Factory Racing	KTM	41'19.802	175.1	28.417
17		44 Pol ESPARGARO	SPA	Red Bull KTM Factory Racing	KTM	41'20.163	175.1	28.778
18		20 Fabio QUARTARARO	FRA	Monster Energy Yamaha MotoGP	YAMAHA	41'22.007	174.9	30.622
19		5 Johann ZARCO	FRA	CASTROL Honda LCR	HONDA	41'22.842	174.9	31.457
20		10 Luca MARINI	ITA	Repsol Honda Team	HONDA	41'23.695	174.8	32.310
21		32 Lorenzo SAVADORI	ITA	Aprilia Racing	APRILIA	41'38.109	173.8	46.724

Not classified

30	Takaaki NAKAGAMI	JPN	IDEMITSU Honda LCR	HONDA	16'15.226	174.2	14 laps
36	Joan MIR	SPA	Repsol Honda Team	HONDA	10'52.470	173.6	17 laps
37	Augusto FERNANDEZ	SPA	Red Bull GASGAS Tech3	KTM	7'17.845	172.4	19 laps

Race condition: Dry

Air: 22°
Humidity: 47%
Ground: 38°

Pole Position:

Fastest Lap (New record):

Best Race Lap:

All-Time Lap Record:

	Jorge MARTIN	1'44.504	180.6 Km/h
Lap 5	Francesco BAGNAIA	1'45.770	178.5 Km/h
2022	Francesco BAGNAIA	1'46.588	177.1 Km/h
2024	Jorge MARTIN	1'44.504	180.6 Km/h

13:35'00

13:40'12

13:59'54

14:02'35

14:03'52

14:11'53 Augusto FERNANDEZ

14:13'46 Joan MIR

14:20'20 Takaaki NAKAGAMI

SIGHTING LAP START

All bikes on grid

WARM UP LAP START

RACE START

No jump starts

entered pits and retired

crashed out - Rider OK

crashed out - Rider OK

The results are provisional until the end of the limit for protest and appeals.

Time limit for protest expires 60' after publication of the results - Time:

These data/results cannot be reproduced, stored and/or transmitted in whole or in part by any manner of electronic, mechanical, photocopying, recording, broadcasting or otherwise now known or herein after developed without the previous express consent by the copyright owner, except for reproduction in daily press and regular printed publications on sale to the public within 60 days of the event related to those data/results and always provided that copyright symbol appears together as follows below.

© DORNA, 2024

Official MotoGP Timing by TISSOT
www.motogp.com

Mugello, Sunday, June 02, 2024





5245 m.

GRAN PREMIO D'ITALIA BREMBO

MotoGP™

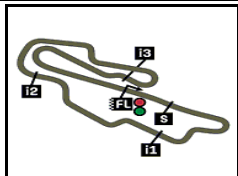
30

World Championship Classification

Rider	Points	Leader	Prev	QAT	POR	AME	SPA	FRA	CAT	ITA	NED	GER	GBR	AUT	ARA	RSM	KAZ	INA	JPN	AUS	THA	MAL	VAL	
1 MARTIN Jorge [SPA]	171			28 12 16	32 7 25	20 7 13	12 12 -	37 12 25	26 6 20	16 - 16														
2 BAGNAIA Francesco [ITA]	153	18	18	31 6 25	6 6 -	13 2 11	25 - 25	16 - 16	25 - 25	37 12 25														
3 MARQUEZ Marc [SPA]	136	35	17	18 5 13	9 9 0	9 9 -	24 4 20	29 9 20	25 9 16	22 9 13														
4 BASTIANINI Enea [ITA]	114	57	22	15 4 11	24 4 20	20 4 16	11 - 11	19 6 13	5 5 0	20 - 20														
5 ACOSTA Pedro [SPA]	101	70	13	9 2 7	19 3 16	26 6 20	15 9 6	4 4 -	10 7 3	18 7 11														
6 VIÑALES Maverick [SPA]	100	71	1	7 1 6	12 12 -	37 12 25	7 - 7	18 7 11	6 2 4	13 5 8														
7 BINDER Brad [RSA]	85	86	15	29 9 20	13 - 13	7 0 7	10 - 10	8 0 8	8 - 8	10 4 6														
8 ESPARGARO Aleix [SPA]	82	89	3	15 7 8	10 2 8	14 5 9	- - -	12 5 7	25 12 13	6 1 5														
9 DI GIANNANTONIO Fabio [ITA]	74	97	8	9 - 9	6 - 6	10 - 10	9 0 9	13 3 10	15 4 11	12 3 9														
10 MARQUEZ Alex [SPA]	51	120	23	13 3 10	0 0 -	1 0 1	13 - 13	6 0 6	9 0 9	9 2 7														
11 BEZZECCHI Marco [ITA]	45	126	6	2 0 2	10 0 10	8 0 8	16 - 16	- - -	6 1 5	3 0 3														
12 FERNANDEZ Raul [SPA]	32	139	13	0 0 -	0 0 -	7 1 6	5 0 5	6 1 5	10 - 10	4 0 4														

These data/results cannot be reproduced, stored and/or transmitted in whole or in part by any manner of electronic, mechanical, photocopying, recording, broadcasting or otherwise now known or herein after developed without the previous express consent by the copyright owner, except for reproduction in daily press and regular printed publications on sale to the public within 60 days of the event related to those data/results and always provided that copyright symbol appears together as follows below.
© DORNA, 2024





5245 m.

GRAN PREMIO D'ITALIA BREMBO

MotoGP™

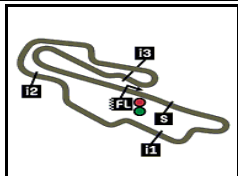
30

World Championship Classification

Rider	Points	Leader	Prev	QAT	POR	AME	SPA	FRA	CAT	ITA	NED	GER	GBR	AUT	ARA	RSM	KAZ	INA	JPN	AUS	THA	MAL	VAL
13 QUARTARARO Fabio [FRA]	32	139	0	5 0 5	10 1 9	4 0 4	6 5 1	0 0 -	7 0 7	0 - 0													
14 MORBIDELLI Franco [ITA]	31	140	1	0 0 0	0 0 0	0 0 -	6 6 -	9 0 9	0 0 -	16 6 10													
15 OLIVEIRA Miguel [POR]	31	140	0	1 0 1	7 0 7	5 0 5	10 2 8	0 0 -	6 - 6	2 - 2													
16 MILLER Jack [AUS]	27	144	4	0 0 0	16 5 11	6 3 3	0 0 -	2 2 -	3 3 -	0 0 0													
17 FERNANDEZ Augusto [SPA]	13	158	14	0 0 0	5 0 5	2 - 2	3 3 -	3 0 3	0 0 -	0 0													
18 MIR Joan [SPA]	13	158	0	3 0 3	4 0 4	- - -	5 1 4	- - -	1 0 1	- -													
19 ZARCO Johann [FRA]	9	162	4	4 0 4	1 - 1	- - -	0 0 -	4 0 4	0 - 0	0 0 0													
20 RINS Alex [SPA]	8	163	1	0 0 0	3 - 3	0 0 -	3 0 3	1 - 1	0 0 0	1 0 1													
21 NAKAGAMI Takaaki [JPN]	8	163	0	0 0 0	2 0 2	- - -	2 0 2	2 0 2	2 0 2	0 0													
22 PEDROSA Daniel [SPA]	7	164	1	- - -	- - -	- - -	7 7 -	- - -	- - -	- -													
23 MARINI Luca [ITA]	0	171	7	0 0 0	0 0 0	0 0 0	0 - 0	0 0 0	0 0 0	0 0 0													
24 BRADL Stefan [GER]	0	171	0	- - -	- - -	- - -	0 - 0	- - -	0 0 0	- -													

These data/results cannot be reproduced, stored and/or transmitted in whole or in part by any manner of electronic, mechanical, photocopying, recording, broadcasting or otherwise now known or herein after developed without the previous express consent by the copyright owner, except for reproduction in daily press and regular printed publications on sale to the public within 60 days of the event related to those data/results and always provided that copyright symbol appears together as follows below.
© DORNA, 2024





5245 m.

GRAN PREMIO D'ITALIA BREMBO

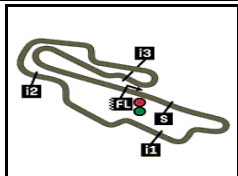
MotoGP™

30

World Championship Classification

Rider	Points	Leader	Prev	QAT	POR	AME	SPA	FRA	CAT	ITA	NED	GER	GBR	AUT	ARA	RSM	KAZ	INA	JPN	AUS	THA	MAL	VAL	
25 ESPARGARO Pol [SPA]	0	171	0	-	-	-	-	-	-	0														
26 SAVADORI Lorenzo [ITA]	0	171	0	-	-	-	0	-	-	0														

These data/results cannot be reproduced, stored and/or transmitted in whole or in part by any manner of electronic, mechanical, photocopying, recording, broadcasting or otherwise now known or herein after developed without the previous express consent by the copyright owner, except for reproduction in daily press and regular printed publications on sale to the public within 60 days of the event related to those data/results and always provided that copyright symbol appears together as follows below.
© DORNA, 2024



5245 m.

GRAN PREMIO D'ITALIA BREMBO

MotoGP™

World Championship Classification

30

Constructor	Points	Leader	Previous	QAT	POR	AME	SPA	FRA	CAT	ITA	NED	GER	GBR	AUT	ARA	RSM	KAZ	INA	JPN	AUS	THA	MAL	VAL
1 DUCATI	241			37	34	25	37	37	34	37													
2 KTM	140	101	101	29	21	26	19	12	15	18													
3 APRILIA	138	103	2	15	20	37	10	18	25	13													
4 YAMAHA	36	205	102	5	10	4	8	1	7	1													
5 HONDA	19	222	17	4	4	-	5	4	2	-													

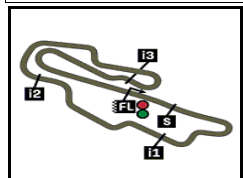
Team	Points	Leader	Previous	QAT	POR	AME	SPA	FRA	CAT	ITA	NED	GER	GBR	AUT	ARA	RSM	KAZ	INA	JPN	AUS	THA	MAL	VAL
1 DUCATI LENOVO TEAM	267			46	30	33	36	35	30	57													
2 PRIMA PRAMAC RACING	202	65	65	28	32	20	18	46	26	32													
3 GRESINI RACING MOTOGP	187	80	15	31	9	10	37	35	34	31													
4 APRILIA RACING	182	85	5	22	22	51	7	30	31	19													
5 PERTAMINA ENDURO VR46 RACING TE	119	148	63	11	16	18	25	13	21	15													
6 RED BULL GASGAS TECH3	114	153	5	9	24	28	18	7	10	18													
7 RED BULL KTM FACTORY RACING	112	155	2	29	29	13	10	10	11	10													
8 TRACKHOUSE RACING	63	204	49	1	7	12	15	6	16	6													
9 MONSTER ENERGY YAMAHA MOTOGP	40	227	23	5	13	4	9	1	7	1													
10 LCR HONDA	17	250	23	4	3	-	2	6	2	-													
11 REPSOL HONDA TEAM	13	254	4	3	4	-	5	-	1	-													

These data/results cannot be reproduced, stored and/or transmitted in whole or in part by any manner of electronic, mechanical, photocopying, recording, broadcasting or otherwise now known or herein after developed without the previous express consent by the copyright owner, except for reproduction in daily press and regular printed publications on sale to the public within 60 days of the event related to those data/results and always provided that copyright symbol appears together as follows below.

© DORNA, 2024

Official MotoGP Timing by TISSOT
www.motogp.com





GRAN PREMIO D'ITALIA BREMBO

Race

Lap Chart

5245 m.

31

Pos	1	2	3	4	5	6	7	8	9	10	11	12	13	14	15	16	17	18	19	20	21	22	23	24
Grid	89	12	93	23	①	21	31	73	41	42	88	25	33	49	20	72	36	5	43	37	44	32	30	10



1	①	89	23	93	31	12	21	41	73	49	33	42	43	25	88	20	37	72	44	36	5	30	10	32
2	①	89	23	93	31	12	21	41	73	49	33	42	43	25	88	20	72	37	36	44	5	30	10	32
3	①	89	23	93	31	21	12	73	41	49	33	42	25	88	43	20	72	37	44	36	5	30	10	32
4	①	89	23	93	31	21	12	73	49	33	41	42	25	88	43	20	72	44	36	37	5	30	10	32
5	①	89	23	93	31	21	12	73	49	33	41	42	25	88	20	43	72	44	36	5	30	10	32	
6	①	89	23	93	31	21	12	73	49	33	41	42	25	88	20	43	72	44	36	5	30	10	32	
7	①	89	23	93	31	21	12	73	49	41	33	25	42	88	20	72	43	44	5	30	10	32		
8	①	89	23	93	31	21	12	73	49	41	33	25	42	88	72	20	43	44	5	30	10	32		
9	①	89	23	93	31	21	12	73	49	41	33	25	42	88	72	20	43	44	5	30	10	32		
10	①	89	23	93	31	21	12	73	49	41	33	25	88	42	72	20	43	44	5	10	32			
L a P S 11	①	89	23	93	31	21	12	73	49	41	33	25	88	42	72	20	43	44	5	10	32			
12	①	89	23	93	31	21	12	73	49	33	41	25	88	42	72	20	43	44	5	10	32			
13	①	89	23	93	31	21	12	73	49	33	41	25	88	42	72	20	43	44	5	10	32			
14	①	89	23	93	31	21	12	73	49	33	41	25	88	42	72	20	43	44	5	10	32			
15	①	89	23	93	31	21	12	73	49	33	41	25	88	72	42	20	43	44	5	10	32			
16	①	89	23	93	31	21	12	49	73	33	41	25	88	72	42	20	43	44	5	10	32			
17	①	89	23	93	31	21	12	49	73	33	41	25	88	72	42	20	43	44	5	10	32			
18	①	89	93	23	31	21	12	49	73	33	41	25	88	72	42	20	43	44	5	10	32			
19	①	89	93	23	31	21	12	49	73	33	41	25	88	72	42	20	43	44	5	10	32			
20	①	89	93	23	31	21	49	12	73	33	41	25	72	88	42	20	43	44	5	10	32			
21	①	89	93	23	31	21	49	12	73	33	41	25	72	88	42	43	20	44	5	10	32			
22	①	89	23	93	31	21	49	12	73	33	41	25	72	88	42	43	44	20	5	10	32			
23	①	23	89	93	31	21	49	12	73	33	41	25	72	88	42	43	44	20	5	10	32			

○ Winner

□ Lapped rider

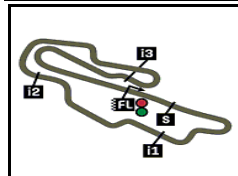
These data/results cannot be reproduced, stored and/or transmitted in whole or in part by any manner of electronic, mechanical, photocopying, recording, broadcasting or otherwise now known or herein after developed without the previous express consent by the copyright owner, except for reproduction in daily press and regular printed publications on sale to the public within 60 days of the event related to those data/results and always provided that copyright symbol appears together as follows below.

© DORNA, 2024

Official MotoGP Timing by **TISSOT**
www.motogp.com



Mugello, Sunday, June 02, 2024




5245 m.

GRAN PREMIO D'ITALIA BREMBO

Race

Fastest Lap of Each Rider

32

	Rider	Nation	Team	Motorcycle	Time	Lap	Total	Gap
1	1 Francesco BAGNAIA	ITA	Ducati Lenovo Team	DUCATI	1'45.770	5	23	
2	23 Enea BASTIANINI	ITA	Ducati Lenovo Team	DUCATI	1'45.973	3	23	0.203 0.203
3	89 Jorge MARTIN	SPA	Prima Pramac Racing	DUCATI	1'45.975	2	23	0.205 0.002
4	21 Franco MORBIDELLI	ITA	Prima Pramac Racing	DUCATI	1'46.044	4	23	0.274 0.069
5	31 Pedro ACOSTA	SPA	Red Bull GASGAS Tech3	KTM	1'46.052	4	23	0.282 0.008
6	93 Marc MARQUEZ	SPA	Gresini Racing MotoGP	DUCATI	1'46.105	4	23	0.335 0.053
7	12 Maverick VIÑALES	SPA	Aprilia Racing	APRILIA	1'46.291	2	23	0.521 0.186
8	25 Raul FERNANDEZ	SPA	Trackhouse Racing	APRILIA	1'46.305	4	23	0.535 0.014
9	73 Alex MARQUEZ	SPA	Gresini Racing MotoGP	DUCATI	1'46.396	5	23	0.626 0.091
10	49 Fabio DI GIANNANTONIO	ITA	Pertamina Enduro VR46 Racing Tea	DUCATI	1'46.405	5	23	0.635 0.009
11	33 Brad BINDER	RSA	Red Bull KTM Factory Racing	KTM	1'46.416	2	23	0.646 0.011
12	41 Aleix ESPARGARO	SPA	Aprilia Racing	APRILIA	1'46.542	8	23	0.772 0.126
13	88 Miguel OLIVEIRA	POR	Trackhouse Racing	APRILIA	1'46.593	4	23	0.823 0.051
14	42 Alex RINS	SPA	Monster Energy Yamaha MotoGP T	YAMAHA	1'46.673	2	23	0.903 0.080
15	72 Marco BEZZECCHI	ITA	Pertamina Enduro VR46 Racing Tea	DUCATI	1'46.752	11	23	0.982 0.079
16	20 Fabio QUARTARARO	FRA	Monster Energy Yamaha MotoGP T	YAMAHA	1'46.988	4	23	1.218 0.236
17	44 Po ESPARGARO	SPA	Red Bull KTM Factory Racing	KTM	1'46.989	11	23	1.219 0.001
18	43 Jack MILLER	AUS	Red Bull KTM Factory Racing	KTM	1'46.994	4	23	1.224 0.005
19	5 Johann ZARCO	FRA	CASTROL Honda LCR	HONDA	1'47.061	9	23	1.291 0.067
20	30 Takaaki NAKAGAMI	JPN	IDEMITSU Honda LCR	HONDA	1'47.147	9	9	1.377 0.086
21	10 Luca MARINI	ITA	Repsol Honda Team	HONDA	1'47.179	23	23	1.409 0.032
22	36 Joan MIR	SPA	Repsol Honda Team	HONDA	1'47.289	6	6	1.519 0.110
23	37 Augusto FERNANDEZ	SPA	Red Bull GASGAS Tech3	KTM	1'47.348	3	4	1.578 0.059
24	32 Lorenzo SAVADORI	ITA	Aprilia Racing	APRILIA	1'47.592	12	23	1.822 0.244

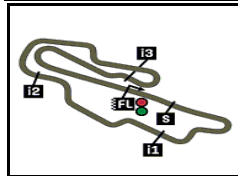
These data/results cannot be reproduced, stored and/or transmitted in whole or in part by any manner of electronic, mechanical, photocopying, recording, broadcasting or otherwise now known or herein after developed without the previous express consent by the copyright owner, except for reproduction in daily press and regular printed publications on sale to the public within 60 days of the event related to those data/results and always provided that copyright symbol appears together as follows below.

© DORNA, 2024

Official MotoGP Timing by TISSOT
www.motogp.com

Mugello, Sunday, June 02, 2024





5245 m.

GRAN PREMIO D'ITALIA BREMBO

After the Race

Event Best Maximum Speed

33



Rider	Nation Team	Motorcycle	Km/h	
44 PoI ESPARGARO	SPA Red Bull KTM Factory Racing	KTM	366.1	Practice
33 Brad BINDER	RSA Red Bull KTM Factory Racing	KTM	364.8	Race
31 Pedro ACOSTA	SPA Red Bull GASGAS Tech3	KTM	364.8	Qualifying Nr. 2
73 Alex MARQUEZ	SPA Gresini Racing MotoGP	DUCATI	364.8	Tissot Sprint
72 Marco BEZZECCHI	ITA Pertamina Enduro VR46 Racing T	DUCATI	364.8	Tissot Sprint
36 Joan MIR	SPA Repsol Honda Team	HONDA	363.6	Warm Up
43 Jack MILLER	AUS Red Bull KTM Factory Racing	KTM	363.6	Race
41 Aleix ESPARGARO	SPA Aprilia Racing	APRILIA	362.4	Tissot Sprint
93 Marc MARQUEZ	SPA Gresini Racing MotoGP	DUCATI	362.4	Race
12 Maverick VIÑALES	SPA Aprilia Racing	APRILIA	362.4	Warm Up
49 Fabio DI GIANNANTONIO	ITA Pertamina Enduro VR46 Racing T	DUCATI	362.4	Tissot Sprint
20 Fabio QUARTARARO	FRA Monster Energy Yamaha MotoGP	YAMAHA	362.4	Race
21 Franco MORBIDELLI	ITA Prima Pramac Racing	DUCATI	362.4	Race
5 Johann ZARCO	FRA CASTROL Honda LCR	HONDA	361.2	Race
42 Alex RINS	SPA Monster Energy Yamaha MotoGP	YAMAHA	361.2	Race
88 Miguel OLIVEIRA	POR Trackhouse Racing	APRILIA	361.2	Tissot Sprint
89 Jorge MARTIN	SPA Prima Pramac Racing	DUCATI	360.0	Qualifying Nr. 2
37 Augusto FERNANDEZ	SPA Red Bull GASGAS Tech3	KTM	360.0	Qualifying Nr. 1
30 Takaaki NAKAGAMI	JPN IDEMITSU Honda LCR	HONDA	360.0	Race
1 Francesco BAGNAIA	ITA Ducati Lenovo Team	DUCATI	360.0	Warm Up
25 Raul FERNANDEZ	SPA Trackhouse Racing	APRILIA	358.8	Tissot Sprint
23 Enea BASTIANINI	ITA Ducati Lenovo Team	DUCATI	358.8	Race
10 Luca MARINI	ITA Repsol Honda Team	HONDA	358.8	Warm Up
32 Lorenzo SAVADORI	ITA Aprilia Racing	APRILIA	354.0	Race

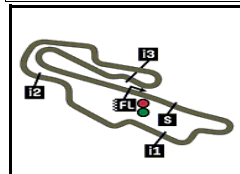
These data/results cannot be reproduced, stored and/or transmitted in whole or in part by any manner of electronic, mechanical, photocopying, recording, broadcasting or otherwise now known or herein after developed without the previous express consent by the copyright owner, except for reproduction in daily press and regular printed publications on sale to the public within 60 days of the event related to those data/results and always provided that copyright symbol appears together as follows below.

© DORNA, 2024

Official MotoGP Timing by TISSOT
www.motogp.com



Mugello, Sunday, June 02, 2024



5245 m.

GRAN PREMIO D'ITALIA BREMBO

Race

Chronological Analysis of Performances

34

* Lap / Sector time cancelled

T1 Time from finish line to 1st intermediate

T3 Time from 2nd intermed. to 3rd intermed.

P Crossing the finish line in pit lane

T2 Time from 1st intermed. to 2nd intermed.

T4 Time from 3rd intermediate to finish line

**Tyre data subject to further updates

Lap	Lap Time	T1	T2	T3	T4	Speed	Lap	Lap Time	T1	T2	T3	T4	Speed	
1st	1	Francesco BAGNAIA DUCATI ITA						12	1'46.449	24.992	22.687	34.742	24.028	356.4
		Ducati Lenovo Team						13	1'46.564	25.010	22.576	34.973	24.005	357.6
		Runs=1 Total laps=23 Full laps=22 Valid laps=22						14	1'46.500	24.955	22.622	34.908	24.015	355.2
Run #	1	Front Tyre	Slick-Medium	Rear Tyre	Slick-Soft		15	1'46.340	25.030	22.593	34.858	23.859	355.2	
		New Tyre		New Tyre			16	1'46.569	24.971	22.656	34.967	23.975	355.2	
1	1'51.262	29.873	22.636	34.782	23.971	276.2	17	1'46.629	24.979	22.662	34.981	24.007	355.2	
2	1'45.981	24.856	22.581	34.594	23.950	354.0	18	1'47.041	25.298	22.704	35.086	23.953	354.0	
3	1'45.937	24.827	22.560	34.666	23.884	352.9	19	1'46.475	24.980	22.559	35.092	23.844	356.4	
4	1'46.131	24.931	22.464	34.804	23.932	351.7	20	1'46.302	24.932	22.587	34.947	23.836	356.4	
5	1'45.770	24.775	22.455	34.718	23.822	352.9	21	1'46.544	24.958	22.699	35.011	23.876	357.6	
6	1'46.265	24.917	22.504	34.906	23.938	352.9	22	1'46.390	24.918	22.580	35.043	23.849	358.8	
7	1'46.253	24.865	22.516	34.916	23.956	352.9	23	1'46.277	24.908	22.581	34.912	23.876	354.0	
8	1'46.294	24.917	22.518	34.852	24.007	352.9								
9	1'46.423	24.971	22.544	34.940	23.968	351.7	3rd	89	Jorge MARTIN DUCATI SPA					
10	1'46.285	24.925	22.593	34.830	23.937	351.7			Prima Pramac Racing					
11	1'46.254	24.899	22.516	34.913	23.926	352.9			Runs=1 Total laps=23 Full laps=22 Valid laps=22					
12	1'46.549	24.912	22.620	34.998	24.019	354.0	Run #	1	Front Tyre	Slick-Medium	Rear Tyre	Slick-Soft		
13	1'46.303	24.908	22.522	34.901	23.972	354.0			New Tyre		New Tyre			
14	1'46.574	24.947	22.613	35.021	23.993	354.0	1	1'51.598	30.003	22.811	34.909	23.875	270.6	
15	1'46.428	24.932	22.615	34.944	23.937	352.9	2	1'45.975	24.941	22.439	34.787	23.808	356.4	
16	1'46.469	24.924	22.648	34.908	23.989	354.0	3	1'46.048	24.844	22.433	34.952	23.819	356.4	
17	1'46.330	24.872	22.548	34.900	24.010	351.7	4	1'46.089	24.980	22.354	34.910	23.845	355.2	
18	1'46.677	24.983	22.634	35.040	24.020	351.7	5	1'46.051	24.963	22.398	34.909	23.781	355.2	
19	1'46.484	24.968	22.592	35.018	23.906	351.7	6	1'46.182	24.955	22.435	34.921	23.871	357.6	
20	1'46.513	24.931	22.572	34.999	24.011	352.9	7	1'46.419	25.017	22.478	34.977	23.947	355.2	
21	1'46.919	25.028	22.778	35.113	24.000	352.9	8	1'46.305	25.008	22.428	34.962	23.907	354.0	
22	1'46.322	24.795	22.628	34.946	23.953	352.9	9	1'46.266	24.994	22.488	34.939	23.845	355.2	
23	1'46.962	24.977	22.702	35.155	24.128	355.2	10	1'46.192	24.963	22.580	34.822	23.827	355.2	
							11	1'46.376	24.945	22.601	34.969	23.861	355.2	
2nd	23	Enea BASTIANINI DUCATI ITA						12	1'46.385	24.960	22.479	35.002	23.944	356.4
		Ducati Lenovo Team						13	1'46.613	25.007	22.607	35.067	23.932	355.2
		Runs=1 Total laps=23 Full laps=22 Valid laps=22						14	1'46.405	25.027	22.560	34.927	23.891	355.2
Run #	1	Front Tyre	Slick-Medium	Rear Tyre	Slick-Soft		15	1'46.419	25.033	22.496	35.011	23.879	356.4	
		New Tyre		New Tyre			16	1'46.299	24.977	22.489	34.985	23.848	355.2	
1	1'51.782	30.122	22.859	34.957	23.844	279.0	17	1'46.534	25.043	22.536	35.000	23.955	356.4	
2	1'46.186	25.028	22.612	34.743	23.803	358.8	18	1'46.536	25.043	22.579	35.011	23.903	356.4	
3	1'45.973	24.912	22.526	34.758	23.777	357.6	19	1'46.628	25.089	22.543	35.083	23.913	355.2	
4	1'46.323	24.943	22.594	34.851	23.935	356.4	20	1'46.479	25.000	22.524	35.105	23.850	354.0	
5	1'45.992	24.856	22.488	34.753	23.895	355.2	21	1'46.560	24.958	22.592	35.131	23.879	356.4	
6	1'46.112	24.884	22.540	34.814	23.874	356.4	22	1'46.879	25.016	22.659	35.197	24.007	356.4	
7	1'46.146	24.935	22.552	34.808	23.851	357.6	23	1'47.071	25.086	22.638	35.216	24.131	356.4	
8	1'46.514	25.041	22.556	34.970	23.947	355.2								
9	1'46.462	24.974	22.555	34.981	23.952	355.2								
10	1'46.226	24.941	22.666	34.750	23.869	356.4								
11	1'46.388	24.998	22.622	34.827	23.941	352.9								

Fastest Lap: Francesco BAGNAIA Ducati Lenovo Team ITA **1'45.770** 24.775 22.455 34.718 23.822

These data/results cannot be reproduced, stored and/or transmitted in whole or in part by any manner of electronic, mechanical, photocopying, recording, broadcasting or otherwise now known or herein after developed without the previous express consent by the copyright owner, except for reproduction in daily press and regular printed publications on sale to the public within 60 days of the event related to those data/results and always provided that copyright symbol appears together as follows below.
© DORNA, 2024

Race

MotoGP

Lap	Lap Time	T1	T2	T3	T4	Speed	Lap	Lap Time	T1	T2	T3	T4	Speed	
4th	93	Marc MARQUEZ				DUCATI	SPA	23	1'47.320	25.007	22.887	35.259	24.167	354.0
		Gresini Racing MotoGP												
		Runs=1 Total laps=23 Full laps=22 Valid laps=22												
Run #	1	Front Tyre	Slick-Medium	Rear Tyre	Slick-Soft		Run #	1	Front Tyre	Slick-Medium	Rear Tyre	Slick-Soft		
		New Tyre		New Tyre					New Tyre		New Tyre			
1	1'51.909	30.227	22.862	34.940	23.880	270.0	1	1'52.545	30.560	22.993	35.061	23.931	277.6	
2	1'46.218	24.980	22.623	34.813	23.802	361.2	2	1'46.198	25.030	22.546	34.794	23.828	362.4	
3	1'46.205	25.233	22.422	34.861	23.689	362.4	3	1'46.237	24.920	22.543	34.799	23.975	358.8	
4	1'46.105	24.900	22.452	34.934	23.819	356.4	4	1'46.044	24.964	22.489	34.805	23.786	356.4	
5	1'46.154	24.945	22.516	34.924	23.769	358.8	5	1'46.294	24.968	22.648	34.775	23.903	358.8	
6	1'46.174	24.872	22.503	34.994	23.805	358.8	6	1'46.379	24.911	22.609	34.869	23.990	357.6	
7	1'46.149	24.921	22.438	35.020	23.770	357.6	7	1'46.518	24.988	22.643	34.910	23.977	357.6	
8	1'46.336	24.926	22.586	34.926	23.898	358.8	8	1'46.618	25.061	22.559	34.997	24.001	356.4	
9	1'46.381	24.990	22.534	34.956	23.901	358.8	9	1'46.634	25.036	22.607	34.913	24.078	355.2	
10	1'46.307	25.053	22.578	34.974	23.702	356.4	10	1'46.649	25.033	22.580	34.963	24.073	354.0	
11	1'46.379	24.986	22.552	34.970	23.871	358.8	11	1'46.710	25.016	22.687	34.963	24.044	355.2	
12	1'46.538	24.929	22.655	35.017	23.937	360.0	12	1'46.771	25.045	22.650	34.952	24.124	354.0	
13	1'46.413	25.055	22.515	35.053	23.790	358.8	13	1'47.107	25.149	22.731	35.059	24.168	354.0	
14	1'46.540	25.058	22.582	35.014	23.886	360.0	14	1'47.083	25.155	22.719	35.059	24.150	352.9	
15	1'46.408	25.077	22.539	35.009	23.783	360.0	15	1'46.959	25.120	22.745	35.022	24.072	352.9	
16	1'46.428	24.947	22.573	34.956	23.952	357.6	16	1'46.911	25.140	22.738	34.957	24.076	351.7	
17	1'46.621	25.039	22.621	35.026	23.935	360.0	17	1'47.056	25.360	22.611	35.020	24.065	352.9	
18	1'46.564	25.067	22.582	35.107	23.808	360.0	18	1'46.808	25.036	22.684	34.986	24.102	351.7	
19	1'46.540	25.041	22.524	35.110	23.865	352.9	19	1'47.148	25.148	22.667	35.139	24.194	352.9	
20	1'46.469	25.008	22.535	35.098	23.828	352.9	20	1'47.353	25.121	22.756	35.304	24.172	351.7	
21	1'46.464	24.901	22.677	35.086	23.800	355.2	21	1'47.148	25.051	22.726	35.208	24.163	354.0	
22	1'46.964	24.925	22.592	35.630	23.817	356.4	22	1'46.862	25.026	22.698	35.034	24.104	354.0	
23	1'47.183	25.052	22.790	35.309	24.032	358.8	23	1'47.243	25.063	22.771	35.219	24.190	355.2	

5th	31	Pedro ACOSTA				KTM	SPA						
		Red Bull GASGAS Tech3											
		Runs=1 Total laps=23 Full laps=22 Valid laps=22											
Run #	1	Front Tyre	Slick-Medium	Rear Tyre	Slick-Soft		Run #	1	Front Tyre	Slick-Medium	Rear Tyre	Slick-Soft	
		New Tyre		New Tyre					New Tyre		New Tyre		
1	1'52.035	30.348	22.858	34.942	23.887	278.3	1	1'53.278	30.822	23.103	35.148	24.205	281.2
2	1'46.251	25.003	22.588	34.821	23.839	355.2	2	1'46.462	24.936	22.526	34.990	24.010	360.0
3	1'46.525	25.168	22.426	34.874	24.057	356.4	3	1'46.714	24.944	22.643	35.191	23.936	361.2
4	1'46.052	24.872	22.468	34.799	23.913	355.2	4	1'46.553	25.044	22.493	34.986	24.030	362.4
5	1'46.110	24.906	22.461	34.791	23.952	358.8	5	1'46.405	24.932	22.456	34.983	24.034	360.0
6	1'46.204	24.861	22.501	34.879	23.963	358.8	6	1'46.573	24.934	22.510	35.068	24.061	357.6
7	1'46.339	25.030	22.485	34.826	23.998	357.6	7	1'46.635	24.924	22.572	35.043	24.096	357.6
8	1'46.286	24.956	22.517	34.856	23.957	355.2	8	1'46.673	25.000	22.502	35.056	24.115	356.4
9	1'46.463	24.964	22.580	34.858	24.061	356.4	9	1'46.605	25.019	22.514	34.987	24.085	356.4
10	1'46.534	24.899	22.645	34.970	24.020	356.4	10	1'46.637	24.986	22.583	35.042	24.026	356.4
11	1'46.512	24.907	22.716	34.881	24.008	357.6	11	1'46.772	25.020	22.581	35.083	24.088	356.4
12	1'46.663	24.951	22.616	35.011	24.085	356.4	12	1'46.754	25.152	22.465	35.045	24.092	356.4
13	1'46.830	25.010	22.689	35.007	24.124	355.2	13	1'46.966	25.104	22.547	35.159	24.156	354.0
14	1'46.922	25.071	22.663	35.078	24.110	351.7	14	1'47.297	25.561	22.591	35.048	24.097	356.4
15	1'47.060	25.009	22.664	35.236	24.151	354.0	15	1'46.580	25.097	22.505	34.983	23.995	355.2
16	1'46.857	25.089	22.506	35.108	24.154	352.9	16	1'46.799	25.136	22.449	35.190	24.024	356.4
17	1'47.038	25.006	22.696	35.215	24.121	352.9	17	1'46.650	25.054	22.495	35.091	24.010	352.9
18	1'46.815	24.988	22.601	35.117	24.109	351.7	18	1'46.674	25.025	22.501	35.084	24.064	354.0
19	1'46.828	25.060	22.644	35.112	24.012	350.6	19	1'46.450	25.004	22.442	35.023	23.981	352.9
20	1'47.043	24.983	22.832	35.063	24.165	350.6	20	1'47.233	25.133	22.606	35.333	24.161	356.4
21	1'46.866	24.926	22.755	35.041	24.144	352.9							
22	1'47.333	25.030	22.815	35.303	24.185	352.9							

Fastest Lap:	Francesco BAGNAIA	Ducati Lenovo Team	ITA	1'45.770	24.775	22.455	34.718	23.822
---------------------	-------------------	--------------------	-----	-----------------	--------	--------	--------	--------

These data/results cannot be reproduced, stored and/or transmitted in whole or in part by any manner of electronic, mechanical, photocopying, recording, broadcasting or otherwise now known or herein after developed without the previous express consent by the copyright owner, except for reproduction in daily press and regular printed publications on sale to the public within 60 days of the event related to those data/results and always provided that copyright symbol appears together as follows below.
 © DORNA, 2024



Race

MotoGP

Lap	Lap Time	T1	T2	T3	T4	Speed	Lap	Lap Time	T1	T2	T3	T4	Speed
21	1'46.847	25.116	22.528	35.078	24.125	349.5	19	1'47.213	25.231	22.580	35.352	24.050	351.7
22	1'46.988	25.076	22.571	35.313	24.028	351.7	20	1'47.211	25.177	22.625	35.371	24.038	351.7
23	1'46.916	24.978	22.474	35.272	24.192	356.4	21	1'47.119	25.145	22.621	35.300	24.053	354.0
							22	1'47.263	25.225	22.655	35.297	24.086	354.0
							23	1'47.588	25.287	22.682	35.492	24.127	355.2

8th **12** **Maverick VIÑALES** APRILIA SPA
Aprilia Racing

Runs=1 Total laps=23 Full laps=22 Valid laps=22

Run #	1	Front Tyre	Slick-Medium	Rear Tyre	Slick-Medium	Speed
		New Tyre		New Tyre		
1	1'52.397	30.434	22.976	34.988	23.999	273.4
2	1'46.291	24.902	22.494	34.920	23.975	360.0
3	1'46.616	25.154	22.556	34.882	24.024	355.2
4	1'46.428	24.943	22.498	34.944	24.043	361.2
5	1'46.512	24.956	22.488	35.033	24.035	357.6
6	1'46.597	25.023	22.468	35.011	24.095	357.6
7	1'46.713	25.099	22.503	35.029	24.082	356.4
8	1'46.607	24.942	22.461	35.095	24.109	354.0
9	1'46.404	24.939	22.438	34.959	24.068	352.9
10	1'46.508	25.000	22.455	34.999	24.054	354.0
11	1'46.308	24.941	22.412	34.942	24.013	355.2
12	1'46.856	25.034	22.564	35.112	24.146	357.6
13	1'46.738	24.983	22.495	35.116	24.144	356.4
14	1'47.040	25.039	22.663	35.175	24.163	356.4
15	1'47.096	25.192	22.587	35.122	24.195	356.4
16	1'46.886	25.083	22.557	35.112	24.134	354.0
17	1'47.192	25.093	22.681	35.232	24.186	357.6
18	1'47.113	25.124	22.701	35.178	24.110	354.0
19	1'46.952	25.054	22.566	35.242	24.090	352.9
20	1'47.615	25.114	22.652	35.660	24.189	354.0
21	1'47.618	25.250	22.758	35.445	24.165	356.4
22	1'47.326	25.144	22.759	35.322	24.101	355.2
23	1'47.255	25.103	22.637	35.368	24.147	356.4

9th **73** **Alex MARQUEZ** DUCATI SPA
Gresini Racing MotoGP

Runs=1 Total laps=23 Full laps=22 Valid laps=22

Run #	1	Front Tyre	Slick-Medium	Rear Tyre	Slick-Soft	Speed
		New Tyre		New Tyre		
1	1'52.938	30.745	23.091	35.129	23.973	277.6
2	1'46.598	24.983	22.689	35.013	23.913	358.8
3	1'46.583	24.971	22.656	35.021	23.935	360.0
4	1'46.517	24.985	22.444	35.125	23.963	357.6
5	1'46.396	24.918	22.573	34.967	23.938	356.4
6	1'46.529	24.971	22.530	35.041	23.987	356.4
7	1'46.639	25.068	22.494	35.087	23.990	355.2
8	1'46.663	25.026	22.612	35.073	23.952	355.2
9	1'46.493	25.017	22.512	35.074	23.890	355.2
10	1'46.965	25.226	22.562	35.091	24.086	355.2
11	1'46.866	25.072	22.568	35.169	24.057	354.0
12	1'46.749	25.077	22.463	35.152	24.057	351.7
13	1'46.901	25.052	22.529	35.257	24.063	351.7
14	1'47.045	25.187	22.571	35.257	24.030	352.9
15	1'46.824	25.088	22.564	35.141	24.031	351.7
16	1'47.571	25.163	22.595	35.715	24.098	351.7
17	1'46.942	25.102	22.629	35.270	23.941	354.0
18	1'47.307	25.116	22.641	35.328	24.222	354.0

10th **33** **Brad BINDER** KTM RSA
Red Bull KTM Factory Racing

Runs=1 Total laps=23 Full laps=22 Valid laps=22

Run #	1	Front Tyre	Slick-Medium	Rear Tyre	Slick-Soft	Speed
		New Tyre		New Tyre		
1	1'53.465	31.002	23.390	35.048	24.025	279.7
2	1'46.416	25.054	22.485	34.889	23.988	362.4
3	1'46.873	25.067	22.708	35.185	23.913	364.8
4	1'46.825	24.962	22.876	34.940	24.047	363.6
5	1'46.657	24.976	22.599	34.903	24.179	361.2
6	1'46.590	24.911	22.602	34.953	24.124	360.0
7	1'47.255	25.434	22.691	34.994	24.136	361.2
8	1'46.604	24.978	22.543	35.013	24.070	360.0
9	1'46.594	24.929	22.642	34.976	24.047	361.2
10	1'46.793	25.056	22.723	34.935	24.079	360.0
11	1'47.260	25.171	22.696	35.087	24.306	360.0
12	1'47.266	25.067	22.931	35.060	24.208	360.0
13	1'46.990	25.023	22.655	35.106	24.206	354.0
14	1'46.897	25.048	22.750	34.976	24.123	355.2
15	1'46.868	24.964	22.718	35.047	24.139	355.2
16	1'47.125	25.152	22.703	35.067	24.203	354.0
17	1'47.064	25.023	22.667	35.183	24.191	354.0
18	1'46.980	25.107	22.613	35.073	24.187	355.2
19	1'46.985	25.093	22.694	35.072	24.126	354.0
20	1'47.184	25.004	22.747	35.142	24.291	352.9
21	1'47.301	25.138	22.714	35.225	24.224	355.2
22	1'47.322	25.023	22.797	35.362	24.140	354.0
23	1'47.972	25.113	22.984	35.477	24.398	356.4

11th **41** **Alex ESPARGARO** APRILIA SPA
Aprilia Racing

Runs=1 Total laps=23 Full laps=22 Valid laps=22

Run #	1	Front Tyre	Slick-Medium	Rear Tyre	Slick-Soft	Speed
		New Tyre		New Tyre		
1	1'52.722	30.575	23.100	35.066	23.981	275.5
2	1'46.624	25.129	22.670	34.899	23.926	352.9
3	1'46.940	25.057	22.852	35.148	23.883	356.4
4	1'47.425	25.305	22.996	35.132	23.992	357.6
5	1'46.702	25.058	22.538	35.102	24.004	358.8
6	1'46.565	25.079	22.599	34.948	23.939	356.4
7	1'46.775	25.075	22.555	35.057	24.088	356.4
8	1'46.542	25.030	22.586	34.924	24.002	355.2
9	1'46.728	25.030	22.634	35.049	24.015	355.2
10	1'46.650	24.985	22.625	34.965	24.075	355.2
11	1'47.242	25.086	22.668	35.267	24.221	354.0
12	1'48.203	25.363	23.267	35.305	24.268	352.9
13	1'46.892	25.162	22.713	35.036	23.981	355.2
14	1'47.227	25.238	22.799	35.034	24.156	354.0
15	1'46.809	25.099	22.623	35.092	23.995	355.2
16	1'46.995	25.129	22.713	35.106	24.047	355.2

Fastest Lap: Francesco BAGNAIA Ducati Lenovo Team ITA 1'45.770 24.775 22.455 34.718 23.822

These data/results cannot be reproduced, stored and/or transmitted in whole or in part by any manner of electronic, mechanical, photocopying, recording, broadcasting or otherwise now known or herein after developed without the previous express consent by the copyright owner, except for reproduction in daily press and regular printed publications on sale to the public within 60 days of the event related to those data/results and always provided that copyright symbol appears together as follows below.
© DORNA, 2024

Race

MotoGP

Lap	Lap Time	T1	T2	T3	T4	Speed	Lap	Lap Time	T1	T2	T3	T4	Speed
17	1'47.051	25.144	22.717	35.080	24.110	355.2	15	1'47.007	25.126	22.681	35.200	24.000	361.2
18	1'47.231	25.083	22.875	35.275	23.998	356.4	16	1'47.036	25.212	22.712	35.075	24.037	356.4
19	1'47.285	25.119	22.716	35.413	24.037	352.9	17	1'47.040	25.178	22.641	35.178	24.043	356.4
20	1'47.665	25.207	22.849	35.427	24.182	348.3	18	1'47.329	25.146	22.817	35.307	24.059	355.2
21	1'48.065	25.301	22.985	35.575	24.204	349.5	19	1'47.063	25.245	22.676	35.171	23.971	354.0
22	1'48.056	25.368	22.947	35.610	24.131	352.9	20	1'47.289	25.202	22.780	35.286	24.021	356.4
23	1'48.173	25.261	23.053	35.534	24.325	352.9	21	1'47.254	25.186	22.740	35.339	23.989	357.6
							22	1'47.502	25.155	22.826	35.412	24.109	356.4
							23	1'47.521	25.294	22.900	35.263	24.064	355.2

12th 25 Raul FERNANDEZ APRILIA SPA
Trackhouse Racing
Runs=1 Total laps=23 Full laps=22 Valid laps=22

Run #	1	Front Tyre	Slick-Medium	Rear Tyre	Slick-Soft	Speed
		New Tyre		New Tyre		
1	1'54.132	31.459	23.344	35.349	23.980	280.5
2	1'47.237	25.620	22.542	34.978	24.097	348.3
3	1'46.908	25.119	22.822	34.986	23.981	352.9
4	1'46.305	24.976	22.602	34.823	23.904	354.0
5	1'46.498	25.086	22.511	34.984	23.917	355.2
6	1'46.697	25.075	22.579	35.074	23.969	357.6
7	1'47.144	25.207	22.712	35.213	24.012	355.2
8	1'46.713	25.110	22.563	35.043	23.997	354.0
9	1'46.914	25.147	22.658	35.050	24.059	354.0
10	1'47.020	25.135	22.705	35.099	24.081	352.9
11	1'46.860	25.106	22.608	35.092	24.054	354.0
12	1'47.306	25.057	22.807	35.337	24.105	355.2
13	1'47.091	25.186	22.693	35.171	24.041	350.6
14	1'47.209	25.178	22.704	35.206	24.121	355.2
15	1'47.054	25.137	22.700	35.146	24.071	355.2
16	1'47.172	25.224	22.678	35.141	24.129	350.6
17	1'47.454	25.365	22.660	35.291	24.138	352.9
18	1'47.293	25.133	22.693	35.327	24.140	352.9
19	1'47.785	25.281	22.782	35.475	24.247	351.7
20	1'47.816	25.293	22.818	35.467	24.238	350.6
21	1'47.850	25.303	23.095	35.262	24.190	350.6
22	1'47.673	25.197	22.902	35.427	24.147	352.9
23	1'47.561	25.217	22.846	35.343	24.155	352.9

13th 72 Marco BEZZECCHI DUCATI ITA
Pertamina Enduro VR46 Racing Team
Runs=1 Total laps=23 Full laps=22 Valid laps=22

Run #	1	Front Tyre	Slick-Medium	Rear Tyre	Slick-Soft	Speed
		New Tyre		New Tyre		
1	1'54.780	31.656	23.460	35.614	24.050	284.2
2	1'47.281	25.162	22.822	35.251	24.046	360.0
3	1'47.328	25.162	22.700	35.363	24.103	361.2
4	1'46.966	25.125	22.694	35.118	24.029	361.2
5	1'47.253	25.136	22.872	35.233	24.012	361.2
6	1'47.199	25.204	22.756	35.298	23.941	361.2
7	1'46.780	25.051	22.670	35.115	23.944	357.6
8	1'47.235	25.261	22.757	35.254	23.963	358.8
9	1'46.917	25.039	22.769	35.128	23.981	356.4
10	1'46.863	25.098	22.584	35.186	23.995	356.4
11	1'46.752	24.996	22.697	35.093	23.966	357.6
12	1'46.914	25.046	22.625	35.202	24.041	357.6
13	1'47.073	25.136	22.768	35.210	23.959	358.8
14	1'47.349	25.204	22.825	35.264	24.056	358.8

14th 88 Miguel OLIVEIRA APRILIA POR
Trackhouse Racing
Runs=1 Total laps=23 Full laps=22 Valid laps=22

Run #	1	Front Tyre	Slick-Medium	Rear Tyre	Slick-Soft	Speed
		New Tyre		New Tyre		
1	1'54.305	31.153	23.521	35.585	24.046	274.1
2	1'47.104	25.161	22.678	35.232	24.033	358.8
3	1'47.196	25.197	22.924	35.181	23.894	339.6
4	1'46.593	24.972	22.634	35.047	23.940	361.2
5	1'46.612	24.990	22.658	35.057	23.907	357.6
6	1'46.788	25.085	22.634	35.116	23.953	360.0
7	1'47.125	25.280	22.750	35.137	23.958	360.0
8	1'46.902	25.063	22.672	35.167	24.000	360.0
9	1'47.129	25.161	22.721	35.229	24.018	358.8
10	1'47.091	25.130	22.715	35.134	24.112	357.6
11	1'46.865	25.003	22.718	35.193	23.951	356.4
12	1'47.099	25.122	22.777	35.151	24.049	356.4
13	1'47.109	25.061	22.795	35.208	24.045	355.2
14	1'47.107	25.166	22.637	35.248	24.056	356.4
15	1'47.001	25.110	22.708	35.247	23.936	356.4
16	1'47.034	25.203	22.749	35.103	23.979	355.2
17	1'47.023	25.131	22.738	35.189	23.965	355.2
18	1'47.209	25.215	22.750	35.256	23.988	357.6
19	1'47.623	25.315	22.868	35.350	24.090	357.6
20	1'50.499	27.761	23.098	35.453	24.187	357.6
21	1'47.994	25.427	22.974	35.510	24.083	354.0
22	1'47.776	25.271	22.877	35.432	24.196	355.2
23	1'47.493	25.238	22.908	35.325	24.022	355.2

15th 42 Alex RINS YAMAHA SPA
Monster Energy Yamaha MotoGP Team
Runs=1 Total laps=23 Full laps=22 Valid laps=22

Run #	1	Front Tyre	Slick-Medium	Rear Tyre	Slick-Soft	Speed
		New Tyre		New Tyre		
1	1'53.719	30.953	23.518	35.248	24.000	277.6
2	1'46.673	25.083	22.591	34.981	24.018	356.4
3	1'46.832	25.265	22.566	35.059	23.942	358.8
4	1'46.772	25.032	22.659	35.160	23.921	358.8
5	1'46.732	25.020	22.587	35.130	23.995	360.0
6	1'46.931	25.068	22.574	35.223	24.066	361.2
7	1'47.398	25.220	22.682	35.239	24.257	357.6
8	1'47.339	25.238	22.688	35.233	24.180	352.9
9	1'47.267	25.191	22.691	35.261	24.124	354.0
10	1'47.682	25.398	22.829	35.278	24.177	351.7
11	1'47.069	25.122	22.692	35.192	24.063	355.2
12	1'47.317	25.160	22.735	35.283	24.139	352.9

Fastest Lap: Francesco BAGNAIA Ducati Lenovo Team ITA 1'45.770 24.775 22.455 34.718 23.822

These data/results cannot be reproduced, stored and/or transmitted in whole or in part by any manner of electronic, mechanical, photocopying, recording, broadcasting or otherwise now known or herein after developed without the previous express consent by the copyright owner, except for reproduction in daily press and regular printed publications on sale to the public within 60 days of the event related to those data/results and always provided that copyright symbol appears together as follows below.
© DORNA, 2024



Race

MotoGP

Lap	Lap Time	T1	T2	T3	T4	Speed	Lap	Lap Time	T1	T2	T3	T4	Speed
13	1'47.387	25.168	22.786	35.302	24.131	351.7	11	1'46.989	25.066	22.732	35.249	23.942	357.6
14	1'47.499	25.278	22.753	35.297	24.171	351.7	12	1'47.397	25.142	22.830	35.271	24.154	361.2
15	1'47.592	25.379	22.840	35.307	24.066	351.7	13	1'47.406	25.170	22.817	35.292	24.127	360.0
16	1'47.444	25.193	22.734	35.320	24.197	352.9	14	1'47.439	25.270	22.845	35.271	24.053	358.8
17	1'47.596	25.292	22.745	35.339	24.220	350.6	15	1'47.389	25.148	22.786	35.365	24.090	357.6
18	1'47.646	25.223	22.828	35.403	24.192	350.6	16	1'47.506	25.182	22.771	35.483	24.070	357.6
19	1'47.687	25.266	22.826	35.406	24.189	348.3	17	1'47.495	25.242	22.750	35.334	24.169	356.4
20	1'47.785	25.356	22.854	35.365	24.210	349.5	18	1'47.803	25.286	22.898	35.426	24.193	355.2
21	1'47.552	25.227	22.813	35.368	24.144	352.9	19	1'47.710	25.317	22.875	35.370	24.148	355.2
22	1'47.572	25.195	22.800	35.483	24.094	354.0	20	1'47.870	25.258	22.867	35.571	24.174	360.0
23	1'47.507	25.256	22.764	35.347	24.140	358.8	21	1'47.970	25.292	22.853	35.651	24.174	358.8
							22	1'47.978	25.250	23.035	35.520	24.173	356.4
							23	1'48.091	25.319	22.957	35.549	24.266	357.6

16th 43 Jack MILLER KTM AUS
 Red Bull KTM Factory Racing
 Runs=1 Total laps=23 Full laps=22 Valid laps=22

Run #	1	Front Tyre	Slick-Medium	Rear Tyre	Slick-Soft	Speed
		New Tyre		New Tyre		
1	1'54.056	31.235	23.281	35.480	24.060	285.7
2	1'47.220	25.151	22.684	35.216	24.169	362.4
3	1'47.808	25.071	22.970	35.677	24.090	358.8
4	1'46.994	25.118	22.598	35.178	24.100	360.0
5	1'47.438	25.290	22.821	35.247	24.080	357.6
6	1'47.251	25.133	22.730	35.322	24.066	363.6
7	1'47.621	25.324	22.823	35.409	24.065	356.4
8	1'47.358	25.092	22.770	35.349	24.147	357.6
9	1'47.316	25.129	22.849	35.224	24.114	361.2
10	1'47.273	25.145	22.728	35.362	24.038	358.8
11	1'47.194	25.101	22.693	35.331	24.069	360.0
12	1'47.392	25.145	22.736	35.404	24.107	358.8
13	1'47.353	25.204	22.728	35.346	24.075	357.6
14	1'47.391	25.222	22.756	35.351	24.062	358.8
15	1'47.315	25.165	22.807	35.298	24.045	358.8
16	1'47.502	25.184	22.738	35.447	24.133	358.8
17	1'47.493	25.153	22.794	35.355	24.191	358.8
18	1'47.710	25.199	22.872	35.515	24.124	357.6
19	1'47.985	25.289	22.907	35.604	24.185	354.0
20	1'47.860	25.324	22.801	35.551	24.184	358.8
21	1'47.612	25.203	22.796	35.429	24.184	360.0
22	1'48.278	25.321	22.930	35.726	24.301	354.0
23	1'48.382	25.301	22.936	35.711	24.434	354.0

17th 44 Pol ESPARGARO KTM SPA
 Red Bull KTM Factory Racing
 Runs=1 Total laps=23 Full laps=22 Valid laps=22

Run #	1	Front Tyre	Slick-Medium	Rear Tyre	Slick-Soft	Speed
		New Tyre		New Tyre		
1	1'55.060	31.813	23.549	35.582	24.116	283.4
2	1'47.735	25.224	22.865	35.526	24.120	358.8
3	1'47.366	25.206	22.728	35.383	24.049	358.8
4	1'47.567	25.149	22.766	35.220	24.432	360.0
5	1'47.255	25.220	22.709	35.278	24.048	355.2
6	1'47.153	25.187	22.733	35.186	24.047	358.8
7	1'47.416	25.196	22.684	35.267	24.269	358.8
8	1'47.192	25.287	22.691	35.211	24.003	356.4
9	1'47.089	25.063	22.731	35.226	24.069	358.8
10	1'47.287	25.200	22.729	35.298	24.060	358.8

18th 20 Fabio QUARTARARO YAMAHA FRA
 Monster Energy Yamaha MotoGP Team
 Runs=1 Total laps=23 Full laps=22 Valid laps=22

Run #	1	Front Tyre	Slick-Medium	Rear Tyre	Slick-Soft	Speed
		New Tyre		New Tyre		
1	1'54.584	31.413	23.388	35.629	24.154	279.7
2	1'47.226	25.295	22.755	35.129	24.047	362.4
3	1'47.459	25.067	22.841	35.455	24.096	356.4
4	1'46.988	25.079	22.713	35.171	24.025	361.2
5	1'47.023	25.012	22.751	35.109	24.151	361.2
6	1'47.057	25.002	22.750	35.128	24.177	355.2
7	1'47.150	24.981	22.735	35.233	24.201	355.2
8	1'47.815	25.172	22.722	35.678	24.243	354.0
9	1'47.278	25.125	22.778	35.194	24.181	355.2
10	1'47.297	25.094	22.736	35.267	24.200	355.2
11	1'47.302	25.063	22.748	35.324	24.167	355.2
12	1'47.288	25.045	22.699	35.344	24.200	354.0
13	1'47.392	25.063	22.794	35.349	24.186	354.0
14	1'47.387	25.107	22.828	35.231	24.221	351.7
15	1'47.355	25.105	22.767	35.319	24.164	350.6
16	1'47.561	25.094	22.747	35.463	24.257	352.9
17	1'47.670	25.120	22.803	35.409	24.338	348.3
18	1'47.739	25.141	22.888	35.404	24.306	349.5
19	1'47.897	25.200	22.937	35.471	24.289	350.6
20	1'47.971	25.236	22.902	35.548	24.285	350.6
21	1'48.642	25.576	23.123	35.635	24.308	351.7
22	1'49.192	25.696	23.219	35.731	24.546	341.7
23	1'48.734	25.335	23.198	35.720	24.481	352.9

19th 5 Johann ZARCO HONDA FRA
 CASTROL Honda LCR
 Runs=1 Total laps=23 Full laps=22 Valid laps=22

Run #	1	Front Tyre	Slick-Medium	Rear Tyre	Slick-Soft	Speed
		New Tyre		New Tyre		
1	1'55.451	31.938	23.723	35.566	24.224	282.7
2	1'47.531	25.259	22.820	35.289	24.163	357.6
3	1'47.631	25.363	22.834	35.279	24.155	361.2
4	1'47.334	25.211	22.663	35.279	24.181	358.8
5	1'47.562	25.333	22.810	35.358	24.061	349.5
6	1'47.324	25.193	22.819	35.268	24.044	356.4
7	1'47.464	25.255	22.758	35.304	24.147	357.6
8	1'47.366	25.229	22.763	35.261	24.113	354.0

Fastest Lap: Francesco BAGNAIA Ducati Lenovo Team ITA 1'45.770 24.775 22.455 34.718 23.822

These data/results cannot be reproduced, stored and/or transmitted in whole or in part by any manner of electronic, mechanical, photocopying, recording, broadcasting or otherwise now known or herein after developed without the previous express consent by the copyright owner, except for reproduction in daily press and regular printed publications on sale to the public within 60 days of the event related to those data/results and always provided that copyright symbol appears together as follows below.
 © DORNA, 2024



Race

MotoGP

Lap	Lap Time	T1	T2	T3	T4	Speed	Lap	Lap Time	T1	T2	T3	T4	Speed
9	1'47.061	25.129	22.714	35.170	24.048	354.0	7	1'47.803	25.321	22.723	35.402	24.357	350.6
10	1'47.255	25.145	22.809	35.246	24.055	354.0	8	1'47.719	25.223	22.716	35.516	24.264	347.2
11	1'47.601	25.227	22.932	35.306	24.136	355.2	9	1'47.836	25.298	22.811	35.426	24.301	347.2
12	1'47.875	25.284	22.945	35.440	24.206	352.9	10	1'47.861	25.267	22.732	35.523	24.339	348.3
13	1'47.668	25.252	22.941	35.320	24.155	352.9	11	1'48.272	25.577	22.827	35.511	24.357	350.6
14	1'47.935	25.274	22.946	35.450	24.265	351.7	12	1'47.592	25.231	22.700	35.301	24.360	348.3
15	1'47.857	25.303	22.956	35.376	24.222	350.6	13	1'47.839	25.293	22.755	35.485	24.306	348.3
16	1'47.803	25.239	22.990	35.393	24.181	349.5	14	1'47.979	25.325	22.787	35.410	24.457	347.2
17	1'47.598	25.195	22.934	35.319	24.150	348.3	15	1'47.653	25.276	22.667	35.406	24.304	346.1
18	1'47.761	25.300	22.943	35.365	24.153	349.5	16	1'48.554	25.502	22.851	35.663	24.538	341.7
19	1'47.727	25.271	23.007	35.293	24.156	349.5	17	1'48.595	25.474	22.877	35.757	24.487	342.8
20	1'47.705	25.211	22.858	35.448	24.188	348.3	18	1'48.698 *	25.620	22.855	35.737	24.486*	347.2
21	1'47.866	25.276	22.945	35.387	24.258	349.5	19	1'48.560	25.515	22.880	35.613	24.552	341.7
22	1'47.784	25.249	22.934	35.462	24.139	349.5	20	1'49.921	25.621	22.960	36.828	24.512	345.0
23	1'47.683	25.184	22.976	35.270	24.253	351.7	21	1'48.989	25.595	23.009	35.824	24.561	343.9
							22	1'48.956 *	25.479	23.114*	35.880	24.483	345.0
							23	1'49.124	25.583	23.218	35.802	24.521	343.9

20th 10 **Luca MARINI** HONDA ITA
Repsol Honda Team

Runs=1 Total laps=23 Full laps=22 Valid laps=22

Run #	1	Front Tyre	Slick-Medium	Rear Tyre	Slick-Soft	Speed
		New Tyre		New Tyre		
1	1'56.129	31.824	24.085	35.663	24.557	280.5
2	1'48.073	25.537	22.946	35.229	24.361	349.5
3	1'48.065	25.507	22.937	35.244	24.377	351.7
4	1'47.844	25.259	22.851	35.290	24.444	356.4
5	1'47.934	25.287	22.888	35.403	24.356	354.0
6	1'47.838	25.281	22.860	35.324	24.373	354.0
7	1'47.682	25.318	22.797	35.241	24.326	354.0
8	1'47.593	25.243	22.809	35.189	24.352	352.9
9	1'47.699	25.332	22.780	35.232	24.355	352.9
10	1'47.732	25.198	22.870	35.280	24.384	350.6
11	1'47.725	25.316	22.880	35.195	24.334	350.6
12	1'47.639	25.246	22.805	35.196	24.392	352.9
13	1'47.581	25.325	22.756	35.172	24.328	352.9
14	1'47.555	25.221	22.774	35.180	24.380	351.7
15	1'47.295	25.179	22.688	35.143	24.285	351.7
16	1'47.439	25.181	22.730	35.219	24.309	351.7
17	1'47.382	25.093	22.735	35.207	24.347	350.6
18	1'47.562	25.277	22.878	35.132	24.275	351.7
19	1'47.526	25.183	22.797	35.251	24.295	351.7
20	1'47.327	25.146	22.733	35.160	24.288	351.7
21	1'47.376	25.182	22.764	35.205	24.225	352.9
22	1'47.520	25.197	22.851	35.233	24.239	352.9
23	1'47.179	25.097	22.742	35.088	24.252	355.2

21st 32 **Lorenzo SAVADORI** APRILIA ITA
Aprilia Racing

Runs=1 Total laps=23 Full laps=22 Valid laps=20

Run #	1	Front Tyre	Slick-Medium	Rear Tyre	Slick-Soft	Speed
		New Tyre		New Tyre		
1	1'56.222	32.117	23.982	35.829	24.294	281.2
2	1'48.147	25.598	22.943	35.339	24.267	350.6
3	1'48.143	25.537	22.772	35.607	24.227	351.7
4	1'47.801	25.324	22.772	35.382	24.323	351.7
5	1'48.038	25.266	22.930	35.448	24.394	351.7
6	1'47.807	25.286	22.818	35.447	24.256	354.0

22nd 30 **Takaaki NAKAGAMI** HONDA JPN
IDEMITSU Honda LCR

Runs=1 Total laps=9 Full laps=8 Valid laps=8

Run #	1	Front Tyre	Slick-Medium	Rear Tyre	Slick-Soft	Speed
		New Tyre		New Tyre		
1	1'56.126	31.935	24.014	35.766	24.411	285.7
2	1'47.371	25.262	22.831	35.132	24.146	343.9
3	1'47.601	25.346	22.737	35.280	24.238	356.4
4	1'47.326	25.194	22.707	35.225	24.200	360.0
5	1'47.809	25.348	22.930	35.316	24.215	358.8
6	1'47.410	25.214	22.949	35.122	24.125	355.2
7	1'47.261	25.128	22.808	35.187	24.138	357.6
8	1'47.175	25.154	22.789	35.138	24.094	352.9
9	1'47.147	25.162	22.747	35.142	24.096	356.4
unfinished		25.220	22.698			355.2

23rd 36 **Joan MIR** HONDA SPA
Repsol Honda Team

Runs=1 Total laps=6 Full laps=5 Valid laps=5

Run #	1	Front Tyre	Slick-Medium	Rear Tyre	Slick-Soft	Speed
		New Tyre		New Tyre		
1	1'55.282	31.782	23.743	35.579	24.178	284.2
2	1'47.440	25.181	22.822	35.256	24.181	361.2
3	1'47.672	25.465	22.763	35.297	24.147	360.0
4	1'47.434	25.124	22.691	35.292	24.327	362.4
5	1'47.353	25.278	22.709	35.306	24.060	356.4
6	1'47.289	25.186	22.735	35.186	24.182	360.0

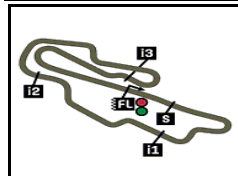
24th 37 **Augusto FERNANDEZ** KTM SPA
Red Bull GASGAS Tech3

Runs=1 Total laps=4 Full laps=3 Valid laps=3

Run #	1	Front Tyre	Slick-Medium	Rear Tyre	Slick-Soft	Speed
		New Tyre		New Tyre		
1	1'54.680	31.541	23.473	35.555	24.111	284.9
2	1'47.559	25.499	22.746	35.263	24.051	355.2
3	1'47.348	25.182	22.704	35.394	24.068	356.4
4	1'48.258	25.191	22.765	35.141	25.161	357.6
PIT		25.808	31.112	38.580	25.193	339.6

Fastest Lap: Francesco BAGNAIA Ducati Lenovo Team ITA 1'45.770 24.775 22.455 34.718 23.822

These data/results cannot be reproduced, stored and/or transmitted in whole or in part by any manner of electronic, mechanical, photocopying, recording, broadcasting or otherwise now known or herein after developed without the previous express consent by the copyright owner, except for reproduction in daily press and regular printed publications on sale to the public within 60 days of the event related to those data/results and always provided that copyright symbol appears together as follows below.
© DORNA, 2024



5245 m.

GRAN PREMIO D'ITALIA BREMBO

Race

Analysis by Lap

35

Num Lap Time Gap

Lap 1			Lap 2			Lap 3			Lap 4			Lap 5			Lap 6			Lap 7			Lap 8			Lap 9			Lap 10			Lap 11			Lap 12			Lap 13					
1	1'51.262		1	1'45.981		1	1'45.937		1	1'46.131		1	1'45.770		1	1'46.265		1	1'46.253		1	1'46.423		1	1'46.423		1	1'46.423		1	1'46.254		1	1'46.254		1	1'46.254				
89	1'51.598	0.336	89	1'45.975	0.330	89	1'46.048	0.441	89	1'46.089	0.399	89	1'46.051	0.680	89	1'46.182	0.597	89	1'46.419	0.763	89	1'46.266	0.617	89	1'46.266	0.617	89	1'46.266	0.617	89	1'46.376	0.646	89	1'46.376	0.646	89	1'46.376	0.646	89	1'46.376	0.646
23	1'51.782	0.520	23	1'46.186	0.725	23	1'45.973	0.761	23	1'46.323	0.953	23	1'46.323	0.953	23	1'46.112	1.022	23	1'46.146	0.915	23	1'46.462	1.174	23	1'46.462	1.174	23	1'46.462	1.174	23	1'46.388	1.249	23	1'46.388	1.249	23	1'46.388	1.249	23	1'46.388	1.249
93	1'51.909	0.647	93	1'46.218	0.884	93	1'46.205	1.152	93	1'46.105	1.126	93	1'46.105	1.126	93	1'46.149	1.315	93	1'46.149	1.315	93	1'46.381	1.315	93	1'46.381	1.315	93	1'46.381	1.315	93	1'46.379	1.462	93	1'46.379	1.462	93	1'46.379	1.462	93	1'46.379	1.462
31	1'52.035	0.773	31	1'46.251	1.043	31	1'46.525	1.631	31	1'46.052	1.552	31	1'46.052	1.552	31	1'46.339	1.917	31	1'46.339	1.917	31	1'46.634	3.151	31	1'46.634	3.151	31	1'46.634	3.151	31	1'46.512	2.456	31	1'46.512	2.456	31	1'46.512	2.456	31	1'46.512	2.456
12	1'52.397	1.135	12	1'46.291	1.445	12	1'46.525	1.631	12	1'46.044	1.713	12	1'46.044	1.713	12	1'46.518	2.616	12	1'46.518	2.616	12	1'46.404	4.249	12	1'46.404	4.249	12	1'46.404	4.249	12	1'46.710	3.971	12	1'46.710	3.971	12	1'46.710	3.971	12	1'46.710	3.971
21	1'52.545	1.283	21	1'46.198	1.500	21	1'46.525	1.631	21	1'46.044	1.713	21	1'46.044	1.713	21	1'46.518	2.616	21	1'46.518	2.616	21	1'46.404	4.249	21	1'46.404	4.249	21	1'46.404	4.249	21	1'46.710	3.971	21	1'46.710	3.971	21	1'46.710	3.971	21	1'46.710	3.971
41	1'52.722	1.460	41	1'46.624	2.103	41	1'46.525	1.631	41	1'46.044	1.713	41	1'46.044	1.713	41	1'46.518	2.616	41	1'46.518	2.616	41	1'46.404	4.249	41	1'46.404	4.249	41	1'46.404	4.249	41	1'46.710	3.971	41	1'46.710	3.971	41	1'46.710	3.971	41	1'46.710	3.971
73	1'52.938	1.676	73	1'46.598	2.293	73	1'47.226	4.567	73	1'46.428	2.421	73	1'46.428	2.421	73	1'46.518	2.616	73	1'46.518	2.616	73	1'46.493	5.040	73	1'46.493	5.040	73	1'46.493	5.040	73	1'46.815	11.409	73	1'46.815	11.409	73	1'46.815	11.409	73	1'46.815	11.409
49	1'53.278	2.016	49	1'46.462	2.497	49	1'47.531	5.739	49	1'46.428	2.421	49	1'46.428	2.421	49	1'46.518	2.616	49	1'46.518	2.616	49	1'46.493	5.040	49	1'46.493	5.040	49	1'46.493	5.040	49	1'47.815	11.409	49	1'47.815	11.409	49	1'47.815	11.409	49	1'47.815	11.409
33	1'53.465	2.203	33	1'46.416	2.638	33	1'47.371	6.254	33	1'46.305	5.271	33	1'46.305	5.271	33	1'46.518	2.616	33	1'46.518	2.616	33	1'46.493	5.040	33	1'46.493	5.040	33	1'46.493	5.040	33	1'47.815	11.409	33	1'47.815	11.409	33	1'47.815	11.409	33	1'47.815	11.409
42	1'53.719	2.457	42	1'46.673	3.149	42	1'48.073	6.959	42	1'46.305	5.271	42	1'46.305	5.271	42	1'46.518	2.616	42	1'46.518	2.616	42	1'46.493	5.040	42	1'46.493	5.040	42	1'46.493	5.040	42	1'47.815	11.409	42	1'47.815	11.409	42	1'47.815	11.409	42	1'47.815	11.409
43	1'54.056	2.794	43	1'47.220	4.033	43	1'48.073	6.959	43	1'46.305	5.271	43	1'46.305	5.271	43	1'46.518	2.616	43	1'46.518	2.616	43	1'46.493	5.040	43	1'46.493	5.040	43	1'46.493	5.040	43	1'47.815	11.409	43	1'47.815	11.409	43	1'47.815	11.409	43	1'47.815	11.409
25	1'54.132	2.870	25	1'47.237	4.126	25	1'48.073	6.959	25	1'46.305	5.271	25	1'46.305	5.271	25	1'46.518	2.616	25	1'46.518	2.616	25	1'46.493	5.040	25	1'46.493	5.040	25	1'46.493	5.040	25	1'47.815	11.409	25	1'47.815	11.409	25	1'47.815	11.409	25	1'47.815	11.409
88	1'54.305	3.043	88	1'47.104	4.166	88	1'48.073	6.959	88	1'46.593	5.887	88	1'46.593	5.887	88	1'46.518	2.616	88	1'46.518	2.616	88	1'46.493	5.040	88	1'46.493	5.040	88	1'46.493	5.040	88	1'47.815	11.409	88	1'47.815	11.409	88	1'47.815	11.409	88	1'47.815	11.409
20	1'54.584	3.322	20	1'47.226	4.567	20	1'48.073	6.959	20	1'46.994	6.767	20	1'46.994	6.767	20	1'46.518	2.616	20	1'46.518	2.616	20	1'46.493	5.040	20	1'46.493	5.040	20	1'46.493	5.040	20	1'47.815	11.409	20	1'47.815	11.409	20	1'47.815	11.409	20	1'47.815	11.409
37	1'54.680	3.418	37	1'47.559	4.996	37	1'48.073	6.959	37	1'46.994	6.767	37	1'46.994	6.767	37	1'46.518	2.616	37	1'46.518	2.616	37	1'46.493	5.040	37	1'46.493	5.040	37	1'46.493	5.040	37	1'47.815	11.409	37	1'47.815	11.409	37	1'47.815	11.409	37	1'47.815	11.409
72	1'54.780	3.518	72	1'47.281	4.818	72	1'48.073	6.959	72	1'46.994	6.767	72	1'46.994	6.767	72	1'46.518	2.616	72	1'46.518	2.616	72	1'46.493	5.040	72	1'46.493	5.040	72	1'46.493	5.040	72	1'47.815	11.409	72	1'47.815	11.409	72	1'47.815	11.409	72	1'47.815	11.409
44	1'55.060	3.798	44	1'47.559	4.996	44	1'48.073	6.959	44	1'46.994	6.767	44	1'46.994	6.767	44	1'46.518	2.616	44	1'46.518	2.616	44	1'46.493	5.040	44	1'46.493	5.040	44	1'46.493	5.040	44	1'47.815	11.409	44	1'47.815	11.409	44	1'47.815	11.409	44	1'47.815	11.409
36	1'55.282	4.020	36	1'47.440	5.479	36	1'48.073	6.959	36	1'46.994	6.767	36	1'46.994	6.767	36	1'46.518	2.616	36	1'46.518	2.616	36	1'46.493	5.040	36	1'46.493	5.040	36	1'46.493	5.040	36	1'47.815	11.409	36	1'47.815	11.409	36	1'47.815	11.409	36	1'47.815	11.409
5	1'55.451	4.189	5	1'47.735	5.552	5	1'48.073	6.959	5	1'46.305	5.271	5	1'46.305	5.271	5	1'46.518	2.616	5	1'46.518	2.616	5	1'46.493	5.040	5	1'46.493	5.040	5	1'46.493	5.040	5	1'47.815	11.409	5	1'47.815	11.409	5	1'47.815	11.409	5	1'47.815	11.409
30	1'56.126	4.864	30	1'47.371	6.254	30	1'48.073	6.959	30	1'46.305	5.271	30	1'46.305	5.271	30	1'46.518	2.616	30	1'46.518	2.616	30	1'46.493	5.040	30	1'46.493	5.040	30	1'46.493	5.040	30	1'47.815	11.409	30	1'47.815	11.409	30	1'47.815	11.409	30	1'47.815	11.409
10	1'56.129	4.867	10	1'48.073	6.959	10	1'48.073	6.959	10	1'46.305	5.271	10	1'46.305	5.271	10	1'46.518	2.616	10	1'46.518	2.616	10	1'46.493	5.040	10	1'46.493	5.040	10	1'46.493	5.040	10	1'47.815	11.409	10	1'47.815	11.409	10	1'47.815	11.409	10	1'47.815	11.409
32	1'56.222	4.960	32	1'48.147	7.126	32	1'48.073	6.959	32	1'48.801	11.002	32	1'48.801	11.002	32	1'46.518	2.616	32	1'46.518	2.616	32	1'46.493	5.040	32	1'46.493	5.040	32	1'46.493	5.040	32	1'47.815	11.409	32	1'47.815	11.409	32	1'47.815	11.409	32	1'47.815	11.409

Lapped rider

These data/results cannot be reproduced, stored and/or transmitted in whole or in part by any manner of electronic, mechanical, photocopying, recording, broadcasting or otherwise now known or herein after developed without the previous express consent by the copyright owner, except for reproduction in daily press and regular printed publications on sale to the public within 60 days of the event related to those data/results and always provided that copyright symbol appears together as follows below.

© DORNA, 2024



Num Lap Time Gap

93	1'46.413	1.561	31	1'46.857	4.465	21	1'47.148	8.000	49	1'46.988	10.122
31	1'46.830	3.097	21	1'46.911	6.479	12	1'46.952	8.585	12	1'47.326	11.390
21	1'47.107	4.997	12	1'46.886	6.819	49	1'46.450	8.808	73	1'47.263	12.909
12	1'46.738	5.268	49	1'46.799	8.525	73	1'47.213	11.070	33	1'47.322	14.891
73	1'46.901	7.130	73	1'47.571	9.099	33	1'46.985	12.838	41	1'48.056	17.971
49	1'46.966	7.320	33	1'47.125	11.300	41	1'47.285	13.939	25	1'47.673	19.708
33	1'46.990	9.881	41	1'46.995	11.863	25	1'47.785	16.123	72	1'47.502	19.787
41	1'46.892	10.303	25	1'47.172	13.082	88	1'47.623	16.246	88	1'47.776	22.761
25	1'47.091	11.118	88	1'47.034	13.882	72	1'47.063	17.496	42	1'47.572	23.068
88	1'47.109	12.211	72	1'47.036	15.555	42	1'47.687	19.913	43	1'48.278	26.997
42	1'47.387	13.411	42	1'47.444	16.475	20	1'47.897	22.799	44	1'47.978	27.649
72	1'47.073	13.634	20	1'47.561	18.984	43	1'47.985	23.001	20	1'49.192	28.850
20	1'47.392	16.152	43	1'47.502	19.304	44	1'47.710	23.585	5	1'47.784	30.736
43	1'47.353	16.567	44	1'47.506	20.068	5	1'47.727	27.135	10	1'47.520	32.093
44	1'47.406	17.205	5	1'47.803	23.540	10	1'47.526	29.624	32	1'48.956	44.562
5	1'47.668	19.416	10	1'47.439	26.645	32	1'48.560	36.450			
10	1'47.581	23.827	32	1'48.554	30.088						
32	1'47.839	25.373									

Lap 14

1	1'46.574	
89	1'46.405	0.623
23	1'46.500	1.336
93	1'46.540	1.527
31	1'46.922	3.445
21	1'47.083	5.506
12	1'47.040	5.734
73	1'47.045	7.601
49	1'47.297	8.043
33	1'46.897	10.204
41	1'47.227	10.956
25	1'47.209	11.753
88	1'47.107	12.744
42	1'47.499	14.336
72	1'47.349	14.409
20	1'47.387	16.965
43	1'47.391	17.384
44	1'47.439	18.070
5	1'47.935	20.777
10	1'47.555	24.808
32	1'47.979	26.778

Lap 15

1	1'46.428	
89	1'46.419	0.614
23	1'46.340	1.248
93	1'46.408	1.507
31	1'47.060	4.077
21	1'46.959	6.037
12	1'47.096	6.402
73	1'46.824	7.997
49	1'46.580	8.195
33	1'46.868	10.644
41	1'46.809	11.337
25	1'47.054	12.379
88	1'47.001	13.317
72	1'47.007	14.988
42	1'47.592	15.500
20	1'47.355	17.892
43	1'47.315	18.271
44	1'47.389	19.031
5	1'47.857	22.206
10	1'47.295	25.675
32	1'47.653	28.003

Lap 16

1	1'46.469	
89	1'46.299	0.444
23	1'46.569	1.348
93	1'46.428	1.466

Lap 17

1	1'46.330	
89	1'46.534	0.648
23	1'46.629	1.647
93	1'46.621	1.757
31	1'47.038	5.173
21	1'47.056	7.205
12	1'47.192	7.681
49	1'46.650	8.845
73	1'46.942	9.711
33	1'47.064	12.034
41	1'47.051	12.584
25	1'47.454	14.206
88	1'47.023	14.575
72	1'47.040	16.265
42	1'47.596	17.741
20	1'47.670	20.324
43	1'47.493	20.467
44	1'47.495	21.233
5	1'47.598	24.808
10	1'47.382	27.697
32	1'48.595	32.353

Lap 18

1	1'46.677	
89	1'46.536	0.507
93	1'46.564	1.644
23	1'47.041	2.011
31	1'46.815	5.311
21	1'46.808	7.336
12	1'47.113	8.117
49	1'46.674	8.842
73	1'47.307	10.341
33	1'46.980	12.337
41	1'47.231	13.138
25	1'47.293	14.822
88	1'47.209	15.107
72	1'47.329	16.917
42	1'47.646	18.710
20	1'47.739	21.386
43	1'47.710	21.500
44	1'47.803	22.359
5	1'47.761	25.892
10	1'47.562	28.582
32	1'48.698	34.374

Lap 19

1	1'46.484	
89	1'46.628	0.651
93	1'46.540	1.700
23	1'46.475	2.002
31	1'46.828	5.655

Lap 20

1	1'46.513	
89	1'46.479	0.617
93	1'46.469	1.656
23	1'46.302	1.791
31	1'47.043	6.185
21	1'47.353	8.840
49	1'47.233	9.528
12	1'47.615	9.687
73	1'47.211	11.768
33	1'47.184	13.509
41	1'47.665	15.091
25	1'47.816	17.426
72	1'47.289	18.272
88	1'50.499	20.232
42	1'47.785	21.185
20	1'47.971	24.257
43	1'47.860	24.348
44	1'47.870	24.942
5	1'47.705	28.327
10	1'47.327	30.438
32	1'49.921	39.858

Lap 21

1	1'46.919	
89	1'46.560	0.258
93	1'46.464	1.201
23	1'46.544	1.416
31	1'46.866	6.132
21	1'47.148	9.069
49	1'46.847	9.456
12	1'47.618	10.386
73	1'47.119	11.968
33	1'47.301	13.891
41	1'48.065	16.237
25	1'47.850	18.357
72	1'47.254	18.607
88	1'47.994	21.307
42	1'47.552	21.818
43	1'47.612	25.041
20	1'48.642	25.980
44	1'47.970	25.993
5	1'47.866	29.274
10	1'47.376	30.895
32	1'48.989	41.928

Lap 22

1	1'46.322	
89	1'46.879	0.815
23	1'46.390	1.484
93	1'46.964	1.843
31	1'47.333	7.143
21	1'46.862	9.609

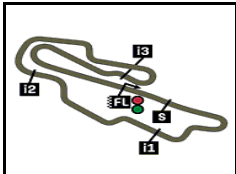
Lap 23

1	1'46.962	
23	1'46.277	0.799
89	1'47.071	0.924
93	1'47.183	2.064
31	1'47.320	7.501
21	1'47.243	9.890
49	1'46.916	10.076
12	1'47.255	11.683
73	1'47.588	13.535
33	1'47.972	15.901
41	1'48.173	19.182
25	1'47.561	20.307
72	1'47.521	20.346
88	1'47.493	23.292
42	1'47.507	23.613
43	1'48.382	28.417
44	1'48.091	28.778
20	1'48.734	30.622
5	1'47.683	31.457
10	1'47.179	32.310
32	1'49.124	46.724

Lapped rider

These data/results cannot be reproduced, stored and/or transmitted in whole or in part by any manner of electronic, mechanical, photocopying, recording, broadcasting or otherwise now known or herein after developed without the previous express consent by the copyright owner, except for reproduction in daily press and regular printed publications on sale to the public within 60 days of the event related to those data/results and always provided that copyright symbol appears together as follows below.

© DORNA, 2024



GRAN PREMIO D'ITALIA BREMBO

MotoGP™

36

5245 m.

2024 Rookie of the Year Classification

Rider	Points	Leader	Prev	QAT	POR	AME	SPA	FRA	CAT	ITA	NED	GER	GBR	AUT	ARA	RSM	KAZ	INA	JPN	AUS	THA	MAL	VAL	
1 ACOSTA Pedro [SPA]	101			9	19	26	15	4	10	18														
				2 7	3 16	6 20	9 6	4 -	7 3	7 11														

These data/results cannot be reproduced, stored and/or transmitted in whole or in part by any manner of electronic, mechanical, photocopying, recording, broadcasting or otherwise now known or herein after developed without the previous express consent by the copyright owner, except for reproduction in daily press and regular printed publications on sale to the public within 60 days of the event related to those data/results and always provided that copyright symbol appears together as follows below.
© DORNA, 2024





5245 m.

GRAN PREMIO D'ITALIA BREMBO

MotoGP™

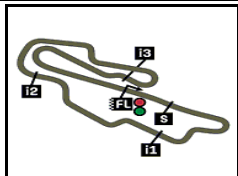
2024 Independent Team Classification

36

Rider	Points	Leader	Prev	QAT	POR	AME	SPA	FRA	CAT	ITA	NED	GER	GBR	AUT	ARA	RSM	KAZ	INA	JPN	AUS	THA	MAL	VAL	
1 MARTIN Jorge [SPA]	171			28 12 16	32 7 25	20 7 13	12 12 -	37 12 25	26 6 20	16 - 16														
2 MARQUEZ Marc [SPA]	136	35	35	18 5 13	9 9 -	9 9 -	24 4 20	29 9 20	25 9 16	22 9 13														
3 ACOSTA Pedro [SPA]	101	70	35	9 2 7	19 3 16	26 6 20	15 9 6	4 4 -	10 7 3	18 7 11														
4 DI GIANNANTONIO Fabio [ITA]	74	97	27	9 - 9	6 - 6	10 - 10	9 - 9	13 3 10	15 4 11	12 3 9														
5 MARQUEZ Alex [SPA]	51	120	23	13 3 10	- - -	1 - 1	13 - 13	6 - 6	9 - 9	9 2 7														
6 BEZZECCHI Marco [ITA]	45	126	6	2 - 2	10 - 10	8 - 8	16 - 16	- - -	6 1 5	3 - 3														
7 FERNANDEZ Raul [SPA]	32	139	13	- - -	- - -	7 1 6	5 - 5	6 1 5	10 - 10	4 - 4														
8 MORBIDELLI Franco [ITA]	31	140	1	- - -	- - -	- - -	6 6 -	9 - 9	- - -	16 6 10														
9 OLIVEIRA Miguel [POR]	31	140	0	1 - 1	7 - 7	5 - 5	10 2 8	- - -	6 - 6	2 - 2														
10 FERNANDEZ Augusto [SPA]	13	158	18	- - -	5 - 5	2 - 2	3 3 -	3 - 3	- - -	- - -														
11 ZARCO Johann [FRA]	9	162	4	4 - 4	1 - 1	- - -	- - -	4 - 4	- - -	- - -														
12 NAKAGAMI Takaaki [JPN]	8	163	1	- - -	2 - 2	- - -	2 - 2	2 - 2	2 - 2	- - -														

These data/results cannot be reproduced, stored and/or transmitted in whole or in part by any manner of electronic, mechanical, photocopying, recording, broadcasting or otherwise now known or herein after developed without the previous express consent by the copyright owner, except for reproduction in daily press and regular printed publications on sale to the public within 60 days of the event related to those data/results and always provided that copyright symbol appears together as follows below.
© DORNA, 2024





5245 m.

GRAN PREMIO D'ITALIA BREMBO

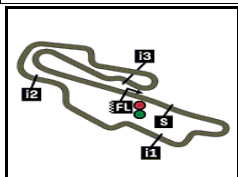
2024 Independent Team Classification

MotoGP™

36

Team	Points	Leader	Previous	QAT	POR	AME	SPA	FRA	CAT	ITA	NED	GER	GBR	AUT	ARA	RSM	KAZ	INA	JPN	AUS	THA	MAL	VAL
1 PRIMA PRAMAC RACING	202			28	32	20	18	46	26	32													
2 GRESINI RACING MOTOGP	187	15	15	31	9	10	37	35	34	31													
3 PERTAMINA ENDURO VR46 RACING TE	119	83	68	11	16	18	25	13	21	15													
4 RED BULL GASGAS TECH3	114	88	5	9	24	28	18	7	10	18													
5 TRACKHOUSE RACING	63	139	51	1	7	12	15	6	16	6													
6 LCR HONDA	17	185	46	4	3	-	2	6	2	-													

These data/results cannot be reproduced, stored and/or transmitted in whole or in part by any manner of electronic, mechanical, photocopying, recording, broadcasting or otherwise now known or herein after developed without the previous express consent by the copyright owner, except for reproduction in daily press and regular printed publications on sale to the public within 60 days of the event related to those data/results and always provided that copyright symbol appears together as follows below.
© DORNA, 2024



5245 m.

2024 Riders Performance

(Qualifying Position / Sprint Starting Position - Sprint Position / Race Starting Position - Race Position)

37

Rider	Points	QAT	POR	AME	SPA	FRA	CAT	ITA	NED	GER	GBR	AUT	ARA	RSM	KAZ	INA	JPN	AUS	THA	MAL	VAL		
1 MARTIN Jorge	171	1	3	6	3	1	7	1															
		1-1	3-3	6-3	3-1	1-1	7-4	1-NC															
		1-3	3-1	6-4	3-NC	1-1	7-2	1-3															
2 BAGNAIA Francesco	153	5	4	4	7	2	2	2															
		5-4	4-4	4-8	7-NC	2-NC	2-NC	2-1															
		5-1	4-NC	4-5	7-1	2-3	2-1	5-1															
3 MARQUEZ Marc	136	6	8	3	1	13	14	4															
		6-5	8-2	3-2	1-6	13-2	14-2	4-2															
		6-4	8-16	3-NC	1-2	13-2	14-3	3-4															
4 BASTIANINI Enea	114	3	1	5	9	10	11	5															
		3-6	1-6	5-6	9-NC	10-4	11-5	5-NC															
		3-5	1-2	5-3	9-5	10-4	11-18	4-2															
5 ACOSTA Pedro	101	8	7	2	10	7	5	7															
		8-8	7-7	2-4	10-2	7-6	5-3	7-3															
		8-9	7-3	2-2	10-10	7-NC	5-13	7-5															
6 VIÑALES Maverick	100	10	2	1	11	3	12	3															
		10-9	2-1	1-1	11-NC	3-3	12-8	3-5															
		10-10	2-NC	1-1	11-9	3-5	12-12	2-8															
7 BINDER Brad	85	4	10	17	4	22	4	13															
		4-2	10-NC	17-12	4-NC	22-15	4-NC	13-6															
		4-2	10-4	17-9	4-6	22-8	4-8	13-10															
8 ESPARGARO Aleix	82	2	13	7	12	6	1	9															
		2-3	13-8	7-5	12-NL	6-5	1-1	9-9															
		2-8	13-8	7-7	12-NC	6-9	1-4	9-11															
9 DI GIANNANTONIO Fabio	74	7	14	8	5	4	6	14															
		7-NC	14-NC	8-NL	5-13	4-7	6-6	14-7															
		7-7	14-10	8-6	5-7	4-6	6-5	14-7															

NC=Not classified NL=Not finished first lap NP=Not started race re-start N2=Not finished first lap race re-start EX=Excluded NS=Not Started DS=Disqualified

These data/results cannot be reproduced, stored and/or transmitted in whole or in part by any manner of electronic, mechanical, photocopying, recording, broadcasting or otherwise now known or herein after developed without the previous express consent by the copyright owner, except for reproduction in daily press and regular printed publications on sale to the public within 60 days of the event related to those data/results and always provided that copyright symbol appears together as follows below.
© DORNA, 2024

Rider	Points	QAT	POR	AME	SPA	FRA	CAT	ITA	NED	GER	GBR	AUT	ARA	RSM	KAZ	INA	JPN	AUS	THA	MAL	VAL	
10 MARQUEZ Alex	51	9	12	12	6	17	13	8														
		9-7	12-13	12-14	6-NC	17-14	13-14	8-8														
		9-6	12-NC	12-15	6-4	17-10	13-7	8-9														
11 BEZZECCHI Marco	45	15	6	10	2	5	16	16														
		15-11	6-11	10-13	2-NC	5-NC	16-9	16-11														
		15-14	6-6	10-8	2-3	5-NC	16-11	16-13														
12 FERNANDEZ Raul	32	12	16	13	17	14	3	12														
		12-14	16-10	13-9	17-12	14-9	3-NC	12-10														
		23-NC	16-NC	13-10	17-11	14-11	3-6	12-12														
13 QUARTARARO Fabio	32	16	9	16	23	8	17	15														
		16-12	9-9	16-15	23-5	8-10	17-10	15-NC														
		16-11	9-7	16-12	23-15	8-NC	17-9	15-18														
14 MORBIDELLI Franco	31	22	17	9	8	9	10	6														
		22-20	17-16	9-10	8-4	9-12	10-11	6-4														
		22-18	17-18	9-NC	8-NC	9-7	10-NC	6-6														
15 OLIVEIRA Miguel	31	14	15	14	14	12	15	11														
		14-13	15-12	14-11	14-8	12-11	15-NC	11-NC														
		14-15	15-9	14-11	14-8	12-NC	15-10	11-14														
16 MILLER Jack	27	11	5	11	15	11	9	19														
		11-10	5-5	11-7	15-14	11-8	9-7	19-12														
		11-21	5-5	11-13	15-NC	11-NC	9-NC	19-16														
17 FERNANDEZ Augusto	13	18	18	18	18	20	19	20														
		18-18	18-15	18-NL	18-7	20-17	19-17	20-17														
		18-17	18-11	18-14	18-NC	20-13	19-NC	20-NC														
18 MIR Joan	13	17	20	20	20	18	21	17														
		17-15	20-14	20-NC	20-9	18-NC	21-15	17-NC														
		17-13	20-12	20-NC	20-12	18-NC	21-15	17-NC														
19 ZARCO Johann	9	13	19	19	13	15	18	18														
		13-16	19-NC	19-NC	13-11	15-13	18-NC	18-15														
		13-12	19-15	19-NC	13-NC	15-12	18-16	18-19														
20 RINS Alex	8	20	11	15	25	16	8	10														
		20-17	11-NC	15-16	25-15	16-NC	8-12	10-13														
		20-16	11-13	15-NC	25-13	16-15	8-20	10-15														

NC=Not classified NL=Not finished first lap NP=Not started race re-start N2=Not finished first lap race re-start EX=Excluded NS=Not Started DS=Disqualified

These data/results cannot be reproduced, stored and/or transmitted in whole or in part by any manner of electronic, mechanical, photocopying, recording, broadcasting or otherwise now known or herein after developed without the previous express consent by the copyright owner, except for reproduction in daily press and regular printed publications on sale to the public within 60 days of the event related to those data/results and always provided that copyright symbol appears together as follows below.
© DORNA, 2024

Official MotoGP Timing by **TISSOT**
www.motogp.com



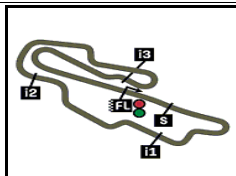
Rider	Points	QAT	POR	AME	SPA	FRA	CAT	ITA	NED	GER	GBR	AUT	ARA	RSM	KAZ	INA	JPN	AUS	THA	MAL	VAL	
21 NAKAGAMI Takaaki	8	19	21	21	24	19	20	23														
		19-19	21-17	21-NL	24-10	19-16	20-13	23-16														
		19-19	21-14	21-NC	24-14	19-14	20-14	23-NC														
22 PEDROSA Daniel	7	-	-	-	16	-	-	-														
		-	-	-	16-3	-	-	-														
		-	-	-	16-NC	-	-	-														
23 MARINI Luca	0	21	22	22	22	21	22	24														
		21-21	22-18	22-17	22-NC	21-18	22-16	24-19														
		21-20	22-17	22-16	22-17	21-16	22-17	24-20														
24 BRADL Stefan	0	-	-	-	19	-	23	-														
		-	-	-	19-NC	-	23-18	-														
		-	-	-	19-16	-	23-19	-														
25 ESPARGARO Pol	0	-	-	-	-	-	-	21														
		-	-	-	-	-	-	-	21-14													
		-	-	-	-	-	-	-	21-17													
26 SAVADORI Lorenzo	0	-	-	-	21	-	-	22														
		-	-	-	21-16	-	-	22-18														
		-	-	-	21-NC	-	-	22-21														

NC=Not classified NL=Not finished first lap NP=Not started race re-start N2=Not finished first lap race re-start EX=Excluded NS=Not Started DS=Disqualified

These data/results cannot be reproduced, stored and/or transmitted in whole or in part by any manner of electronic, mechanical, photocopying, recording, broadcasting or otherwise now known or herein after developed without the previous express consent by the copyright owner, except for reproduction in daily press and regular printed publications on sale to the public within 60 days of the event related to those data/results and always provided that copyright symbol appears together as follows below.
© DORNA, 2024

Official MotoGP Timing by **TISSOT**
www.motogp.com





GRAN PREMIO D'ITALIA BREMBO

Official Starting Grid

5245 m.

Race : 23 laps = 120.635 km



1	3 1'44.784 93 Marc MARQUEZ Ducati	2 1'44.687 12 Maverick VIÑALES Aprilia	1 1'44.504 89 Jorge MARTIN Ducati
2	6 1'44.896 21 Franco MORBIDELLI Ducati	5 1'44.547 1 Francesco BAGNAIA Ducati	4 1'44.880 23 Enea BASTIANINI Ducati
3	9 1'45.236 41 Aleix ESPARGARO Aprilia	8 1'45.208 73 Alex MARQUEZ Ducati	7 1'45.028 31 Pedro ACOSTA KTM
4	12 1'45.458 25 Raul FERNANDEZ Aprilia	11 1'45.377 88 Miguel OLIVEIRA Aprilia	10 1'45.296 42 Alex RINS Yamaha
5	15 1'45.076 20 Fabio QUARTARARO Yamaha	14 1'45.007 49 Fabio DI GIANNANTONIO Ducati	13 1'44.994 33 Brad BINDER KTM
6	18 1'45.813 5 Johann ZARCO Honda	17 1'45.728 36 Joan MIR Honda	16 1'45.218 72 Marco BEZZECCHI Ducati
7	21 1'45.943 44 Pol ESPARGARO KTM	20 1'45.893 37 Augusto FERNANDEZ KTM	19 1'45.824 43 Jack MILLER KTM
8	24 1'46.698 10 Luca MARINI Honda	23 1'46.265 30 Takaaki NAKAGAMI Honda	22 1'46.200 32 Lorenzo SAVADORI Aprilia

FIM MotoGP Stewards grid penalty for rider #1

The results are provisional until the end of the limit for protest and appeals and until the ratification of the Event Management Committee.

Time limit for protest expires 60' at the latest after publication of the results - Time:

These data/results cannot be reproduced, stored and/or transmitted in whole or in part by any manner of electronic, mechanical, photocopying, recording, broadcasting or otherwise now known or herein after developed without the previous express consent by the copyright owner, except for reproduction in daily press and regular printed publications on sale to the public within 60 days of the event related to those data/results and always provided that copyright symbol appears together as follows below.

© DORNA, 2024

Official MotoGP Timing by 
 www.motogp.com



Mugello, Sunday, June 02, 2024



5245 m.

GRAN PREMIO D'ITALIA BREMBO

Race

Top Speed & Average



Rider	Nation	Motorcycle	Top 5 speeds					Average	Top
33 Brad BINDER	RSA	KTM	364.8	363.6	362.4	361.2	361.2	362.4	364.8
43 Jack MILLER	AUS	KTM	363.6	362.4	361.2	360.0	360.0	361.2	363.6
20 Fabio QUARTARARO	FRA	YAMAHA	362.4	361.2	361.2	356.4	355.2	357.5	362.4
21 Franco MORBIDELLI	ITA	DUCATI	362.4	358.8	358.8	357.6	357.6	359.0	362.4
36 Joan MIR	SPA	HONDA	362.4	361.2	360.0	360.0	356.4	360.0	362.4
49 Fabio DI GIANNANTONIO	ITA	DUCATI	362.4	361.2	360.0	360.0	357.6	359.8	362.4
93 Marc MARQUEZ	SPA	DUCATI	362.4	361.2	360.0	360.0	360.0	360.5	362.4
5 Johann ZARCO	FRA	HONDA	361.2	358.8	357.6	357.6	356.4	358.3	361.2
12 Maverick VIÑALES	SPA	APRILIA	361.2	360.0	357.6	357.6	357.6	358.6	361.2
42 Alex RINS	SPA	YAMAHA	361.2	360.0	358.8	358.8	358.8	359.5	361.2
44 Pol ESPARGARO	SPA	KTM	361.2	360.0	360.0	360.0	358.8	359.3	361.2
72 Marco BEZZECCHI	ITA	DUCATI	361.2	361.2	361.2	361.2	361.2	361.2	361.2
88 Miguel OLIVEIRA	POR	APRILIA	361.2	360.0	360.0	360.0	358.8	359.8	361.2
30 Takaaki NAKAGAMI	JPN	HONDA	360.0	358.8	357.6	356.4	356.4	357.8	360.0
73 Alex MARQUEZ	SPA	DUCATI	360.0	358.8	357.6	356.4	356.4	357.8	360.0
23 Enea BASTIANINI	ITA	DUCATI	358.8	358.8	357.6	357.6	357.6	358.0	358.8
31 Pedro ACOSTA	SPA	KTM	358.8	358.8	357.6	357.6	356.4	357.3	358.8
41 Aleix ESPARGARO	SPA	APRILIA	358.8	357.6	356.4	356.4	356.4	357.0	358.8
25 Raul FERNANDEZ	SPA	APRILIA	357.6	355.2	355.2	355.2	355.2	355.6	357.6
37 Augusto FERNANDEZ	SPA	KTM	357.6	356.4	355.2	339.6	284.9	338.7	357.6
89 Jorge MARTIN	SPA	DUCATI	357.6	356.4	356.4	356.4	356.4	356.5	357.6
10 Luca MARINI	ITA	HONDA	356.4	355.2	354.0	354.0	354.0	354.7	356.4
1 Francesco BAGNAIA	ITA	DUCATI	355.2	354.0	354.0	354.0	354.0	354.2	355.2
32 Lorenzo SAVADORI	ITA	APRILIA	354.0	351.7	351.7	351.7	350.6	351.6	354.0

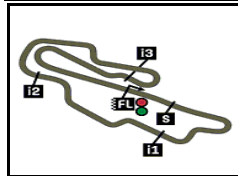
These data/results cannot be reproduced, stored and/or transmitted in whole or in part by any manner of electronic, mechanical, photocopying, recording, broadcasting or otherwise now known or herein after developed without the previous express consent by the copyright owner, except for reproduction in daily press and regular printed publications on sale to the public within 60 days of the event related to those data/results and always provided that copyright symbol appears together as follows below.

© DORNA, 2024

Official MotoGP Timing by TISSOT
www.motogp.com



Mugello, Sunday, June 02, 2024




5245 m.

GRAN PREMIO D'ITALIA BREMBO

Race

Fastest Laps Sequence

Lap	Race Time	 Rider	Nation	Motorcycle	Time	Km/h	Riders's Lap
2	3'37.243	1 Francesco BAGNAIA	ITA	DUCATI	1'45.981	178.1	2
2	3'37.573	89 Jorge MARTIN	SPA	DUCATI	1'45.975	178.1	2
3	5'23.180	1 Francesco BAGNAIA	ITA	DUCATI	1'45.937	178.2	3
5	8'55.081	1 Francesco BAGNAIA	ITA	DUCATI	1'45.770	178.5	5

These data/results cannot be reproduced, stored and/or transmitted in whole or in part by any manner of electronic, mechanical, photocopying, recording, broadcasting or otherwise now known or herein after developed without the previous express consent by the copyright owner, except for reproduction in daily press and regular printed publications on sale to the public within 60 days of the event related to those data/results and always provided that copyright symbol appears together as follows below.

© DORNA, 2024

Official MotoGP Timing by TISSOT
www.motogp.com



Mugello, Sunday, June 02, 2024