




3671 m.

LIQUI MOLY MOTORRAD GRAND PRIX DEUTSCHLAND

Free Practice Nr. 1

Classification

3

	Rider	Nation	Team	Motorcycle	Time	Lap	Total	Gap	Top Speed
1	89 Jorge MARTIN	SPA	Prima Pramac Racing	DUCATI	1'20.584	15	20		305.0
2	93 Marc MARQUEZ	SPA	Gresini Racing MotoGP	DUCATI	1'20.734	8	17	0.150 0.150	300.0
3	12 Maverick VIÑALES	SPA	Aprilia Racing	APRILIA	1'20.878	19	21	0.294 0.144	302.5
4	88 Miguel OLIVEIRA	POR	Trackhouse Racing	APRILIA	1'21.106	20	22	0.522 0.228	301.6
5	31 Pedro ACOSTA	SPA	Red Bull GASGAS Tech3	KTM	1'21.151	18	20	0.567 0.045	304.2
6	37 Augusto FERNANDEZ	SPA	Red Bull GASGAS Tech3	KTM	1'21.151	22	22	0.567	299.1
7	23 Enea BASTIANINI	ITA	Ducati Lenovo Team	DUCATI	1'21.211	13	21	0.627 0.060	302.5
8	73 Alex MARQUEZ	SPA	Gresini Racing MotoGP	DUCATI	1'21.258	7	24	0.674 0.047	299.1
9	1 Francesco BAGNAIA	ITA	Ducati Lenovo Team	DUCATI	1'21.297	15	20	0.713 0.039	305.0
10	25 Raul FERNANDEZ	SPA	Trackhouse Racing	APRILIA	1'21.410	21	22	0.826 0.113	299.1
11	43 Jack MILLER	AUS	Red Bull KTM Factory Racing	KTM	1'21.589	7	23	1.005 0.179	303.3
12	72 Marco BEZZECCHI	ITA	Pertamina Enduro VR46 Racing Te	DUCATI	1'21.642	7	21	1.058 0.053	300.8
13	21 Franco MORBIDELLI	ITA	Prima Pramac Racing	DUCATI	1'21.645	25	25	1.061 0.003	302.5
14	20 Fabio QUARTARARO	FRA	Monster Energy Yamaha MotoGP	YAMAHA	1'21.733	6	17	1.149 0.088	301.6
15	33 Brad BINDER	RSA	Red Bull KTM Factory Racing	KTM	1'21.737	7	24	1.153 0.004	304.2
16	49 Fabio DI GIANNANTONIO	ITA	Pertamina Enduro VR46 Racing Te	DUCATI	1'21.740	5	19	1.156 0.003	297.5
17	30 Takaaki NAKAGAMI	JPN	IDEMITSU Honda LCR	HONDA	1'22.127	15	23	1.543 0.387	297.5
18	5 Johann ZARCO	FRA	CASTROL Honda LCR	HONDA	1'22.190	23	24	1.606 0.063	299.1
19	10 Luca MARINI	ITA	Repsol Honda Team	HONDA	1'22.244	7	23	1.660 0.054	299.1
20	6 Stefan BRADL	GER	HRC Test Team	HONDA	1'22.317	7	23	1.733 0.073	299.1
21	36 Joan MIR	SPA	Repsol Honda Team	HONDA	1'22.527	17	22	1.943 0.210	300.0
22	87 Remy GARDNER	AUS	Monster Energy Yamaha MotoGP	YAMAHA	1'22.969	16	26	2.385 0.442	297.5
23	41 Aleix ESPARGARO	SPA	Aprilia Racing	APRILIA	1'32.902	2	3	12.318 9.933	252.9

Practice condition: Dry

Air: 17°

Humidity: 62%

Ground: 23°

Fastest Lap:	Lap: 15	Jorge MARTIN	1'20.584	163.9 Km/h
Best Race Lap:	2023	Johann ZARCO	1'21.225	162.7 Km/h
All-Time Lap Record:	2022	Francesco BAGNAIA	1'19.765	165.6 Km/h

The results are provisional until the end of the limit for protest and appeals.

Time limit for protest expires 60' after publication of the results - Time:

These data/results cannot be reproduced, stored and/or transmitted in whole or in part by any manner of electronic, mechanical, photocopying, recording, broadcasting or otherwise now known or herein after developed without the previous express consent by the copyright owner, except for reproduction in daily press and regular printed publications on sale to the public within 60 days of the event related to those data/results and always provided that copyright symbol appears together as follows below.

© DORNA, 2024

Official MotoGP Timing by TISSOT

www.motogp.com

Sachsenring, Friday, July 05, 2024





3671 m.

LIQUI MOLY MOTORRAD GRAND PRIX DEUTSCHLAND

Free Practice Nr. 1

Top Speed & Average

4



Rider	Nation	Motorcycle	Top 5 speeds					Average	Top
1 Francesco BAGNAIA	ITA	DUCATI	305.0	303.3	303.3	302.5	302.5	303.0	305.0
89 Jorge MARTIN	SPA	DUCATI	305.0	301.6	301.6	300.8	300.8	301.4	305.0
31 Pedro ACOSTA	SPA	KTM	304.2	304.2	304.2	304.2	303.3	303.7	304.2
33 Brad BINDER	RSA	KTM	304.2	303.3	303.3	303.3	303.3	303.5	304.2
43 Jack MILLER	AUS	KTM	303.3	302.5	302.5	301.6	300.8	301.4	303.3
12 Maverick VIÑALES	SPA	APRILIA	302.5	300.8	300.0	298.3	298.3	300.0	302.5
21 Franco MORBIDELLI	ITA	DUCATI	302.5	302.5	300.8	300.8	300.8	301.2	302.5
23 Enea BASTIANINI	ITA	DUCATI	302.5	302.5	301.6	301.6	301.6	301.8	302.5
20 Fabio QUARTARARO	FRA	YAMAHA	301.6	301.6	301.6	301.6	300.0	301.3	301.6
88 Miguel OLIVEIRA	POR	APRILIA	301.6	300.0	300.0	300.0	300.0	300.3	301.6
72 Marco BEZZECCHI	ITA	DUCATI	300.8	300.0	298.3	298.3	298.3	298.7	300.8
36 Joan MIR	SPA	HONDA	300.0	300.0	299.1	298.3	298.3	299.0	300.0
93 Marc MARQUEZ	SPA	DUCATI	300.0	299.1	298.3	298.3	297.5	298.2	300.0
5 Johann ZARCO	FRA	HONDA	299.1	298.3	297.5	297.5	297.5	297.9	299.1
6 Stefan BRADL	GER	HONDA	299.1	299.1	299.1	299.1	295.8	297.3	299.1
10 Luca MARINI	ITA	HONDA	299.1	297.5	297.5	296.7	296.7	297.4	299.1
25 Raul FERNANDEZ	SPA	APRILIA	299.1	298.3	298.3	296.7	296.7	297.6	299.1
37 Augusto FERNANDEZ	SPA	KTM	299.1	299.1	298.3	297.5	297.5	298.1	299.1
73 Alex MARQUEZ	SPA	DUCATI	299.1	298.3	298.3	297.5	297.5	298.0	299.1
30 Takaaki NAKAGAMI	JPN	HONDA	297.5	297.5	296.7	296.7	295.8	296.4	297.5
49 Fabio DI GIANNANTONIO	ITA	DUCATI	297.5	296.7	296.7	295.8	295.8	296.3	297.5
87 Remy GARDNER	AUS	YAMAHA	297.5	297.5	296.7	295.8	295.8	296.7	297.5
41 Aleix ESPARGARO	SPA	APRILIA	252.9	235.2				244.1	252.9

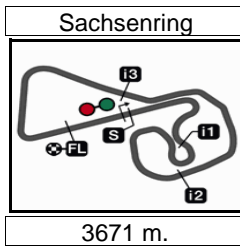
These data/results cannot be reproduced, stored and/or transmitted in whole or in part by any manner of electronic, mechanical, photocopying, recording, broadcasting or otherwise now known or herein after developed without the previous express consent by the copyright owner, except for reproduction in daily press and regular printed publications on sale to the public within 60 days of the event related to those data/results and always provided that copyright symbol appears together as follows below.

© DORNA, 2024

Official MotoGP Timing by TISSOT
www.motogp.com



Sachsenring, Friday, July 05, 2024



Results and timing service provided by **TISSOT**

MotoGP™

LIQUI MOLY MOTORRAD GRAND PRIX DEUTSCHLAND

Free Practice Nr. 1

Chronological Analysis of Performances

5

* Lap / Sector time cancelled T1 Time from finish line to 1st intermediate T3 Time from 2nd intermed. to 3rd intermed.
P Crossing the finish line in pit lane T2 Time from 1st intermed. to 2nd intermed. T4 Time from 3rd intermediate to finish line
**Tyre data subject to further updates

Lap	Lap Time	T1	T2	T3	T4	Speed	Lap	Lap Time	T1	T2	T3	T4	Speed	
1st	89	Jorge MARTIN		DUCATI		SPA	9	1'26.524	P	18.942	24.693	19.574	23.315	297.5
		Prima Pramac Racing					Run # 3	Front Tyre Slick-Soft		Rear Tyre Slick-Medium				
		Runs=3 Total laps=20 Full laps=14 Valid laps=12					9 Laps at start		9 Laps at start					
Run # 1	Front Tyre	Slick-Soft	Rear Tyre	Slick-Medium			10	7'46.847	20.687	24.840	19.934	21.184		
	New Tyre		New Tyre				11	1'23.794	18.907	24.242	19.291	21.354	296.7	
1	1'58.954	20.813	25.000	19.697	21.801		12	1'21.434	18.130	23.533	18.965	20.806	295.8	
2	1'22.442	18.495	23.738	19.178	21.031	293.4	13	1'21.317	18.008	23.470	18.954	20.885	296.7	
3	1'21.952	18.192	23.590	19.039	21.131	300.8	14	1'21.229	17.934	23.454	19.024	20.817	299.1	
4	1'21.307	18.028	23.442	18.939	20.898	295.0	15	1'23.780	P	18.166	23.519	19.057	23.038	297.5
5	1'22.130	17.882	23.445	19.317	21.486	300.8	Run # 4	Front Tyre	Slick-Soft	Rear Tyre	Slick-Medium			
6	1'24.101	P	18.051	23.876	19.305	296.7	15 Laps at start		15 Laps at start					
Run # 2	Front Tyre	Slick-Soft	Rear Tyre	Slick-Medium			16	7'53.795	19.814	24.712	19.609	21.274		
	6 Laps at start		6 Laps at start				17	3'43.463	P		24.914	27.083	300.0	
7	8'49.126	22.758	24.317	19.257	21.231									
8	1'21.549	18.027	23.487	19.021	21.014	300.0								
9	1'21.067	17.936	23.370	18.824	20.937	299.1								
10	1'25.219	21.331	23.873	19.003	21.012	301.6								
11	1'34.978	17.908	23.428	31.520	22.122	300.0								
12	1'44.922	P	36.293	26.577	19.569	22.483	305.0							
Run # 3	Front Tyre	Slick-Soft	Rear Tyre	Slick-Soft										
	New Tyre		New Tyre											
13	9'16.269	21.032	24.434	19.425	21.036									
14	1'21.129	18.013	23.324	18.936	20.856	300.8								
15	1'20.584	17.780	23.227	18.828	20.749	300.8								
16	1'20.968	17.807	23.253	18.968	20.940	300.8								
17	1'21.065	17.795	23.391	19.024	20.855	300.0								
18	1'22.391	*	18.327*	24.040	19.102	20.922	301.6							
19	1'21.288	*	18.079*	23.350	18.944	20.915*	300.8							
20	1'32.364	P	17.947	23.452	18.942	32.023	300.8							
3rd	12	Maverick VIÑALES		APRILIA		SPA	Run # 1	Front Tyre	Slick-Soft	Rear Tyre	Slick-Medium			
		Aprilia Racing					New Tyre		New Tyre					
		Runs=3 Total laps=21 Full laps=16 Valid laps=12					9 Laps at start		9 Laps at start					
1	2'13.724	20.333	25.552	20.499	21.738		2	1'23.604	*	18.615	24.028	19.606*	21.355	287.2
2	1'23.604	*	18.615	24.028	19.606*	21.355	287.2	3	1'23.019	18.262	23.801	19.599	21.357	291.1
3	1'23.019	18.262	23.801	19.599	21.357	291.1	4	1'22.291	*	18.153	23.736	19.151*	21.251	295.0
4	1'22.291	*	18.153	23.736	19.151*	21.251	295.0	5	1'21.722	18.230	23.534	18.999	20.959	294.2
5	1'21.722	18.230	23.534	18.999	20.959	294.2	6	1'21.712	18.050	23.570	18.994	21.098	298.3	
6	1'21.712	18.050	23.570	18.994	21.098	298.3	7	1'21.548	18.132	23.509	19.010	20.897	296.7	
7	1'21.548	18.132	23.509	19.010	20.897	296.7	8	1'21.443	17.972	23.489	18.994	20.988	298.3	
8	1'21.443	17.972	23.489	18.994	20.988	298.3	9	1'29.048	P	19.763	24.914	20.294	24.077	300.0
9	1'29.048	P	19.763	24.914	20.294	24.077	300.0	Run # 2	Front Tyre	Slick-Soft	Rear Tyre	Slick-Medium		
Run # 2	Front Tyre	Slick-Soft	Rear Tyre	Slick-Medium			9 Laps at start		9 Laps at start					
	New Tyre		New Tyre											
10	10'48.174	21.906	24.123	19.444	21.350		16	8'19.198	18.899	23.897	19.405	20.943		
11	1'22.257	18.241	23.643	18.918	21.455	294.2	17	1'20.880	17.998	23.264	18.864	20.754	302.5	
12	1'21.631	18.057	23.424	18.925	21.225	296.7	18	1'22.504	*	18.813*	23.520	19.151	21.020	280.5
13	1'23.590	18.136	23.546	20.425	21.483	293.4	19	1'20.878	18.036	23.202	18.838	20.802	300.8	
14	1'22.038	18.140	23.586	19.130	21.182	295.0	20	1'21.284	*	18.010	23.252	19.005	21.017*	296.7
15	1'28.110	P	19.693	24.694	19.970	23.753	291.1	21	1'23.332	19.200	23.972	19.289	20.871	284.9
2nd	93	Marc MARQUEZ		DUCATI		SPA	Run # 3	Front Tyre	Slick-Medium	Rear Tyre	Slick-Medium			
		Gresini Racing MotoGP					New Tyre		New Tyre					
		Runs=4 Total laps=17 Full laps=10 Valid laps=10					9 Laps at start		9 Laps at start					
Run # 1	Front Tyre	Slick-Soft	Rear Tyre	Slick-Medium			16	8'19.198	18.899	23.897	19.405	20.943		
	New Tyre		New Tyre				17	1'20.880	17.998	23.264	18.864	20.754	302.5	
1	1'33.168	P	19.825	25.081	20.869	24.309	18	1'22.504	*	18.813*	23.520	19.151	21.020	280.5
Run # 2	Front Tyre	Slick-Soft	Rear Tyre	Slick-Medium			19	1'20.878	18.036	23.202	18.838	20.802	300.8	
	1 Laps at start		1 Laps at start				20	1'21.284	*	18.010	23.252	19.005	21.017*	296.7
2	5'51.058	22.554	25.320	19.793	21.167		21	1'23.332	19.200	23.972	19.289	20.871	284.9	
3	1'27.530	18.696	27.911	19.802	21.121	295.0								
4	1'21.694	18.161	23.432	19.015	21.086	297.5								
5	1'21.027	18.093	23.221	18.846	20.867	298.3								
6	1'25.783	20.603	24.721	19.425	21.034	295.8								
7	1'21.470	18.038	23.321	18.916	21.195	298.3								
8	1'20.734	18.028	23.309	18.784	20.613	297.5								

Fastest Lap: Jorge MARTIN Prima Pramac Racing SPA **1'20.584** 17.780 23.227 18.828 20.749

These data/results cannot be reproduced, stored and/or transmitted in whole or in part by any manner of electronic, mechanical, photocopying, recording, broadcasting or otherwise now known or herein after developed without the previous express consent by the copyright owner, except for reproduction in daily press and regular printed publications on sale to the public within 60 days of the event related to those data/results and always provided that copyright symbol appears together as follows below.
© DORNA, 2024



Free Practice Nr. 1

MotoGP

Lap	Lap Time	T1	T2	T3	T4	Speed	Lap	Lap Time	T1	T2	T3	T4	Speed		
4th	88	Miguel OLIVEIRA				APRILIA	POR	16	1'32.599	27.604	24.444	19.399	21.152	303.3	
		Trackhouse Racing						17	1'21.518	18.052	23.609	19.177	20.680	303.3	
		Runs=3 Total laps=22 Full laps=17 Valid laps=16						18	1'21.151	17.838	23.492	19.108	20.713	304.2	
		Run #	1	Front Tyre	Slick-Soft	Rear Tyre	Slick-Medium		19	1'21.590 *	17.879*	23.671	19.052	20.988	304.2
				New Tyre		New Tyre			20	1'21.266	17.854	23.554	19.131	20.727	304.2
		1	1'48.977	21.228	25.650	20.610	21.938		unfinished	19.687	25.703	19.191			302.5
		2	1'24.778	19.133	24.274	20.037	21.334	289.5							
		3	1'22.572	18.408	23.923	19.358	20.883	297.5							
		4	1'21.899	18.268	23.719	19.118	20.794	294.2							
		5	1'22.322	18.343	23.819	19.106	21.054	290.3							
		6	1'24.792	20.498	24.098	19.303	20.893	292.6							
		7	1'21.570	18.091	23.675	18.970	20.834	300.0							
8	1'21.744	18.150	23.528	19.029	21.037	297.5									
9	1'22.243	18.357	23.745	19.175	20.966	301.6									
10	1'21.743	18.084	23.668	19.091	20.900	297.5									
11	1'21.714	18.052	23.687	19.145	20.830	299.1									
12	1'24.060 P	18.108	23.769	19.108	23.075	300.0									
Run #	2	Front Tyre	Slick-Soft	Rear Tyre	Slick-Medium										
		12 Laps at start		12 Laps at start											
13	10'27.358	24.992	24.649	19.638	22.563										
14	1'23.458	18.870	24.093	19.415	21.080	276.2									
15	1'24.031 P	18.277	23.922	19.204	22.628	297.5									
Run #	3	Front Tyre	Slick-Soft	Rear Tyre	Slick-Medium										
		New Tyre		New Tyre											
16	6'57.916	20.249	24.275	19.497	20.950										
17	1'21.566	18.175	23.641	19.117	20.633	298.3									
18	1'21.147	18.009	23.619	18.877	20.642	300.0									
19	1'22.885 *	18.306*	24.234	19.386	20.959	299.1									
20	1'21.106	18.067	23.543	18.898	20.598	299.1									
21	1'21.531	18.127	23.587	19.020	20.797	300.0									
22	1'22.482	18.025	23.516	19.138	21.803	298.3									
Run #	2	Front Tyre	Slick-Soft	Rear Tyre	Slick-Medium										
		8 Laps at start		8 Laps at start											
9	8'47.618	24.118	28.043	21.758	21.632										
10	1'23.185	18.557	23.879	19.542	21.207	293.4									
11	1'22.343	18.361	23.604	19.367	21.011	295.8									
12	1'22.109	18.091	23.725	19.287	21.006	297.5									
13	1'24.591	19.208	24.606	19.541	21.236	293.4									
14	1'21.978	18.129	23.516	19.292	21.041	297.5									
15	1'22.464	18.157	23.563	19.434	21.310	296.7									
16	1'29.632 P	18.175	27.283	20.216	23.958	294.2									
Run #	3	Front Tyre	Slick-Soft	Rear Tyre	Slick-Medium										
		New Tyre		New Tyre											
17	9'05.923	20.217	25.834	19.586	21.185										
18	1'23.376	18.249	23.284	19.242	22.601	298.3									
19	1'23.129 *	18.126*	23.628	19.687	21.688	299.1									
20	1'21.565	18.089	23.193	19.086	21.197	295.8									
21	1'23.516 *	18.246	23.924	19.680	21.666*	297.5									
22	1'21.151	17.969	23.268	18.993	20.921	299.1									
Run #	2	Front Tyre	Slick-Soft	Rear Tyre	Slick-Medium										
		6 Laps at start		6 Laps at start											
7	8'35.606	19.603	25.092	19.858	21.503										
8	1'22.637	18.294	24.029	19.304	21.010	298.3									
9	1'22.001	18.059	23.729	19.286	20.927	300.0									
10	1'23.531	19.158	24.129	19.163	21.081	302.5									
Run #	1	Front Tyre	Slick-Soft	Rear Tyre	Slick-Medium										
		New Tyre		New Tyre											
1	2'14.636	21.197	25.931	20.378	21.648										
2	1'23.709	18.732	24.291	19.547	21.139	287.2									
3	1'22.897	18.329	24.052	19.396	21.120	298.3									
4	1'22.045	18.109	23.835	19.101	21.000	300.0									
5	1'21.963	18.116	23.738	19.179	20.930	298.3									
6	1'26.416 P	19.232	24.630	19.667	22.887	300.0									
Run #	2	Front Tyre	Slick-Soft	Rear Tyre	Slick-Medium										
		6 Laps at start		6 Laps at start											

Fastest Lap:	Jorge MARTIN	Prima Pramac Racing	SPA	1'20.584	17.780	23.227	18.828	20.749
---------------------	--------------	---------------------	-----	-----------------	--------	--------	--------	--------

These data/results cannot be reproduced, stored and/or transmitted in whole or in part by any manner of electronic, mechanical, photocopying, recording, broadcasting or otherwise now known or herein after developed without the previous express consent by the copyright owner, except for reproduction in daily press and regular printed publications on sale to the public within 60 days of the event related to those data/results and always provided that copyright symbol appears together as follows below.
© DORNA, 2024

Free Practice Nr. 1

MotoGP

Lap	Lap Time	T1	T2	T3	T4	Speed	Lap	Lap Time	T1	T2	T3	T4	Speed
11	1'21.835	18.027	23.720	19.135	20.953	301.6	4	1'25.151	20.020	24.310	19.461	21.360	302.5
12	1'21.366	17.921	23.521	19.043	20.881	301.6	5	1'22.137	18.124	23.749	19.174	21.090	298.3
13	1'21.211	17.860	23.491	18.924	20.936	300.0	6	1'28.855 P	20.848	25.313	20.016	22.678	300.8
14	1'25.955 P	18.499	26.021	19.235	22.200	301.6	Run # 2 Front Tyre Slick-Soft Rear Tyre Slick-Medium 6 Laps at start 6 Laps at start						
Run # 3		14 Laps at start				14 Laps at start							
15	10'09.272	20.513	24.490	19.448	21.160		7	8'54.410	21.521	25.219	19.916	21.627	
16	1'22.059	18.190	23.739	19.212	20.918	301.6	8	1'22.454	18.284	23.773	19.451	20.946	301.6
17	1'21.401	17.963	23.548	19.012	20.878	301.6	9	1'21.919	18.104	23.633	19.160	21.022	301.6
18	1'21.624 *	17.982*	23.631	19.050	20.961	301.6	10	1'23.717	19.073	24.323	19.293	21.028	303.3
19	1'21.582	18.044	23.571	19.051	20.916	301.6	11	1'27.289 P	20.354	25.000	19.433	22.502	303.3
20	1'21.441	17.953	23.532	19.014	20.942	302.5	Run # 3 Front Tyre Slick-Soft Rear Tyre Slick-Medium 11 Laps at start 11 Laps at start						
21	1'21.453	17.978	23.628	18.993	20.854	300.0	12	11'20.842	20.483	24.578	19.508	21.134	

8th **73** **Alex MARQUEZ** DUCATI SPA
Gresini Racing MotoGP
Runs=3 Total laps=24 Full laps=19 Valid laps=18

Run #	1	Front Tyre	Slick-Soft	Rear Tyre	Slick-Medium	Speed
		New Tyre		New Tyre		
1	1'29.873	20.281	25.235	20.547	21.857	
2	1'23.536	18.684	23.998	19.688	21.166	290.3
3	1'23.195	18.638	24.024	19.441	21.092	294.2
4	1'21.725	18.215	23.476	19.135	20.899	295.0
5	1'21.974	18.176	23.609	19.200	20.989	294.2
6	1'21.355	17.997	23.424	19.022	20.912	296.7
7	1'21.258	17.979	23.466	19.074	20.739	297.5
8	1'27.509 P	18.798	25.758	19.912	23.041	298.3

Run #	2	Front Tyre	Slick-Soft	Rear Tyre	Slick-Medium	Speed
		8 Laps at start		8 Laps at start		
9	6'26.772	28.178	24.946	20.071	21.791	
10	1'23.141	18.578	23.938	19.416	21.209	291.8
11	1'21.935	18.161	23.610	19.117	21.047	295.0
12	1'21.815	18.108	23.438	19.147	21.122	296.7
13	1'26.859	19.874	26.457	19.418	21.110	294.2
14	1'21.525	18.097	23.540	19.033	20.855	298.3
15	1'23.400	18.165	24.797	19.292	21.146	296.7
16	1'21.573	18.051	23.632	18.972	20.918	297.5
17	1'27.705 P	19.761	24.607	19.726	23.611	296.7

Run #	3	Front Tyre	Slick-Soft	Rear Tyre	Slick-Medium	Speed
		17 Laps at start		17 Laps at start		
18	8'41.523	20.328	24.979	19.857	24.412	
19	1'22.807	18.520	23.900	19.329	21.058	295.8
20	1'21.923	18.293	23.630	19.132	20.868	295.8
21	1'21.684 *	18.184*	23.592	19.066	20.842	297.5
22	1'25.104	20.172	24.500	19.331	21.101	299.1
23	1'21.804	18.101	23.676	19.037	20.990	297.5
24	1'21.870	18.190	23.687	19.084	20.909	296.7

9th **1** **Francesco BAGNAIA** DUCATI ITA
Ducati Lenovo Team
Runs=3 Total laps=20 Full laps=15 Valid laps=13

Run #	1	Front Tyre	Slick-Soft	Rear Tyre	Slick-Medium	Speed
		New Tyre		New Tyre		
1	2'13.568	19.949	25.669	20.443	21.699	
2	1'23.649	18.621	24.108	19.614	21.306	300.0
3	1'23.030	18.189	23.932	19.572	21.337	300.0

10th **25** **Raul FERNANDEZ** APRILIA SPA
Trackhouse Racing
Runs=3 Total laps=22 Full laps=17 Valid laps=16

Run #	1	Front Tyre	Slick-Soft	Rear Tyre	Slick-Medium	Speed
		New Tyre		New Tyre		
1	2'19.659	22.263	26.030	20.800	21.782	
2	1'23.431	18.730	23.914	19.473	21.314	288.7
3	1'22.466	18.319	23.729	19.246	21.172	295.0
4	1'22.262	18.322	23.651	19.206	21.083	293.4
5	1'21.821	18.140	23.570	19.104	21.007	295.8
6	1'21.888	18.208	23.600	19.119	20.961	295.0
7	1'22.336	18.253	23.723	19.276	21.084	294.2
8	1'22.046	18.104	23.559	19.217	21.166	295.8
9	1'29.199 P	19.454	25.124	20.753	23.868	294.2

Run #	2	Front Tyre	Slick-Soft	Rear Tyre	Slick-Medium	Speed
		9 Laps at start		9 Laps at start		
10	10'10.293	20.152	24.339	19.670	21.708	
11	1'22.352	18.444	23.629	19.284	20.995	294.2
12	1'22.195	18.168	23.574	19.230	21.223	298.3
13	1'22.191	18.299	23.626	19.164	21.102	294.2
14	1'22.061	18.226	23.521	19.256	21.058	295.0
15	1'22.166	18.111	23.659	19.278	21.118	296.7
16	1'22.110	18.163	23.637	19.243	21.067	295.8
17	1'28.021 P	18.487	24.973	19.888	24.673	296.7

Run #	3	Front Tyre	Slick-Medium	Rear Tyre	Slick-Medium	Speed
		New Tyre		New Tyre		
18	7'05.805	19.746	23.826	19.430	21.047	
19	1'22.107 *	18.626*	23.627	19.015	20.839	292.6
20	1'27.663	18.014	23.277	23.983	22.389	299.1
21	1'21.410	18.076	23.413	19.037	20.884	298.3
22	1'21.416	18.091	23.354	19.050	20.921	296.7

Fastest Lap: Jorge MARTIN Prima Pramac Racing SPA 1'20.584 17.780 23.227 18.828 20.749

These data/results cannot be reproduced, stored and/or transmitted in whole or in part by any manner of electronic, mechanical, photocopying, recording, broadcasting or otherwise now known or herein after developed without the previous express consent by the copyright owner, except for reproduction in daily press and regular printed publications on sale to the public within 60 days of the event related to those data/results and always provided that copyright symbol appears together as follows below.
© DORNA, 2024



Free Practice Nr. 1

MotoGP

Lap	Lap Time	T1	T2	T3	T4	Speed	Lap	Lap Time	T1	T2	T3	T4	Speed	
11th	43	Jack MILLER				KTM	AUS	15	10'50.866	21.890	24.335	19.738	21.349	
		Red Bull KTM Factory Racing						16	1'23.135	18.297	24.053	19.449	21.336	298.3
		Runs=3 Total laps=23 Full laps=18 Valid laps=17						17	1'22.148	18.111	23.574	19.323	21.140	300.0
Run #	1	Front Tyre	Slick-Medium	Rear Tyre	Slick-Medium			18	1'23.772 *	18.359*	23.715	19.656	22.042	300.8
		New Tyre		New Tyre				19	1'22.450	18.241	23.706	19.329	21.174	295.8
1	1'46.274	19.837	25.746	21.342	22.111			20	1'22.563 *	18.220	23.755	19.259	21.329*	298.3
2	1'23.443	18.505	23.874	19.701	21.363	296.7		21	1'22.068	18.022	23.611	19.161	21.274	296.7
3	1'23.777	18.299	24.035	19.837	21.606	298.3								
4	1'22.186	18.147	23.636	19.302	21.101	300.0								
5	1'21.766	17.984	23.456	19.223	21.103	300.8								
6	1'22.204	18.140	23.538	19.312	21.214	300.8								
7	1'21.589	17.979	23.493	19.170	20.947	300.0								
8	1'28.860 P	18.892	25.605	20.232	24.131	300.0								
Run #	2	Front Tyre	Slick-Medium	Rear Tyre	Slick-Medium									
		8 Laps at start		8 Laps at start										
9	7'03.134	20.214	24.428	19.843	21.569									
10	1'22.445	18.127	23.719	19.414	21.185	299.1								
11	1'22.402	18.087	23.675	19.539	21.101	300.8								
12	1'24.517	20.083	23.879	19.424	21.131	300.8								
13	1'21.749	18.004	23.502	19.191	21.052	300.0								
14	1'23.831	19.404	23.934	19.329	21.164	299.1								
15	1'21.878	17.958	23.584	19.180	21.156	302.5								
16	1'28.355 P	20.000	25.189	19.955	23.211	298.3								
Run #	3	Front Tyre	Slick-Medium	Rear Tyre	Slick-Medium									
		16 Laps at start		16 Laps at start										
17	8'53.737	27.350	24.460	19.654	21.146									
18	1'21.784	18.008	23.558	19.287	20.931	303.3								
19	1'21.920	18.008	23.528	19.404	20.980	300.8								
20	1'25.260 *	19.434*	25.122	19.498	21.206	302.5								
21	1'22.426	18.074	23.695	19.395	21.262	301.6								
22	1'22.419	18.091	23.960	19.302	21.066	300.8								
23	1'22.525	18.124	23.838	19.365	21.198	300.8								
12th	72	Marco BEZZECCHI				DUCATI	ITA							
		Pertamina Enduro VR46 Racing Team												
		Runs=3 Total laps=21 Full laps=16 Valid laps=14												
Run #	1	Front Tyre	Slick-Soft	Rear Tyre	Slick-Medium									
		New Tyre		New Tyre										
1	1'37.014	19.534	25.516	20.990	22.241									
2	1'24.244	18.861	24.282	19.775	21.326	295.8								
3	1'22.442	18.221	23.775	19.272	21.174	298.3								
4	1'22.207	18.117	23.725	19.264	21.101	298.3								
5	1'22.076	18.049	23.612	19.332	21.083	298.3								
6	1'21.797	17.987	23.479	19.248	21.083	298.3								
7	1'21.642	17.961	23.576	19.120	20.985	298.3								
8	1'21.876	17.960	23.769	19.155	20.992	298.3								
9	1'29.405 P	19.625	26.788	19.909	23.083	295.8								
Run #	2	Front Tyre	Slick-Soft	Rear Tyre	Slick-Medium									
		9 Laps at start		9 Laps at start										
10	8'44.506	19.538	24.507	19.900	21.756									
11	1'23.325	18.342	23.866	19.597	21.520	296.7								
12	1'22.864	18.303	23.815	19.430	21.316	296.7								
13	1'22.444	18.259	23.758	19.299	21.128	298.3								
14	1'26.454 P	18.172	23.769	20.885	23.628	298.3								
Run #	3	Front Tyre	Slick-Soft	Rear Tyre	Slick-Medium									
		New Tyre		14 Laps at start										
14th	20	Fabio QUARTARARO				YAMAHA	FRA							
		Monster Energy Yamaha MotoGP Team												
		Runs=3 Total laps=17 Full laps=12 Valid laps=10												
Run #	1	Front Tyre	Slick-Soft	Rear Tyre	Slick-Medium									
		New Tyre		New Tyre										
1	2'30.211	19.961	25.800	20.273	21.677									
2	1'23.315	18.448	24.077	19.543	21.247	297.5								
3	1'22.289	18.032	23.761	19.347	21.149	299.1								
4	1'21.928	18.064	23.671	19.201	20.992	299.1								
5	1'21.947	17.944	23.632	19.239	21.132	298.3								
6	1'21.733	18.023	23.583	19.131	20.996	298.3								
7	1'25.756	17.994	23.667	22.025	22.070	300.0								
8	1'23.125 P	17.994	23.571	19.126	22.434	299.1								
Fastest Lap:	Jorge MARTIN		Prima Pramac Racing		SPA	1'20.584	17.780	23.227	18.828	20.749				

These data/results cannot be reproduced, stored and/or transmitted in whole or in part by any manner of electronic, mechanical, photocopying, recording, broadcasting or otherwise now known or herein after developed without the previous express consent by the copyright owner, except for reproduction in daily press and regular printed publications on sale to the public within 60 days of the event related to those data/results and always provided that copyright symbol appears together as follows below.
© DORNA, 2024



Free Practice Nr. 1

MotoGP

Lap	Lap Time	T1	T2	T3	T4	Speed	Lap	Lap Time	T1	T2	T3	T4	Speed
Run # 2	Front Tyre Slick-Soft			Rear Tyre Slick-Medium			4	1'22.124	18.041	23.784	19.265	21.034	296.7
	8 Laps at start			8 Laps at start			5	1'21.740	18.057	23.569	18.988	21.126	294.2
9	13'02.593	20.793	25.106	19.772	21.388		6	1'21.922	18.038	23.524	19.068	21.292	295.0
10	1'22.728	18.248	23.893	19.412	21.175	298.3	7	1'21.944	17.967	23.712	19.143	21.122	295.8
11	1'22.448	18.104	23.803	19.434	21.107	297.5	8	1'36.856 P	19.811	26.231	19.436	31.378	295.0
12	1'24.818 P	18.092	23.790	19.753	23.183	298.3	Run # 2	Front Tyre Slick-Soft			Rear Tyre Slick-Medium		
	12 Laps at start			12 Laps at start				8 Laps at start			8 Laps at start		
13	10'10.166	19.798	24.517	19.592	21.150		9	10'19.225	22.277	24.345	19.514	21.407	
14	1'22.471	18.343	23.738	19.345	21.045	301.6	10	1'22.602	18.154	23.822	19.470	21.156	295.8
15	1'22.176 *	18.154*	23.706	19.312	21.004	301.6	11	1'22.159	18.135	23.676	19.225	21.123	295.8
16	1'21.897	18.050	23.582	19.230	21.035	301.6	12	1'21.920	18.094	23.531	19.056	21.239	295.0
17	1'24.017 *	18.041	24.719	19.422	21.835*	301.6	13	1'22.037	18.140	23.548	19.056	21.293	295.0
							14	1'21.802	17.962	23.574	19.056	21.210	295.8
							15	1'28.084 P	19.254	26.166	19.771	22.893	294.2

15th 33 Brad BINDER KTM RSA
Red Bull KTM Factory Racing

Runs=3 Total laps=24 Full laps=19 Valid laps=18

Run #	1	Front Tyre Slick-Medium		Rear Tyre Slick-Medium		Speed
		New Tyre		New Tyre		
1	1'45.936	22.153	26.358	21.587	22.263	
2	1'24.826	19.179	24.283	19.998	21.366	261.5
3	1'22.939	18.240	23.681	19.493	21.525	294.2
4	1'23.264	18.369	23.787	19.779	21.329	288.0
5	1'22.240	18.095	23.692	19.362	21.091	301.6
6	1'22.753	18.382	23.770	19.446	21.155	300.0
7	1'21.737	17.846	23.585	19.254	21.052	303.3
8	1'32.981	18.164	33.692	19.745	21.380	300.0
9	1'26.218 P	19.865	24.182	19.583	22.588	303.3
Run # 2	Front Tyre Slick-Medium			Rear Tyre Slick-Medium		
	9 Laps at start			9 Laps at start		
10	7'32.879	20.957	24.437	20.265	21.704	
11	1'25.532	19.842	24.643	19.635	21.412	300.8
12	1'22.968	18.159	23.998	19.632	21.179	301.6
13	1'22.610	18.033	23.936	19.521	21.120	302.5
14	1'22.592	18.095	23.984	19.466	21.047	302.5
15	1'22.246	18.062	23.800	19.360	21.024	300.8
16	1'28.454 P	20.348	24.450	19.472	24.184	299.1
Run # 3	Front Tyre Slick-Medium			Rear Tyre Slick-Medium		
	16 Laps at start			16 Laps at start		
17	7'02.538	22.202	24.928	20.225	21.476	
18	1'22.928	18.372	23.896	19.494	21.166	300.8
19	1'24.688	20.265	23.960	19.320	21.143	301.6
20	1'22.312	18.161	23.803	19.359	20.989	303.3
21	1'22.149 *	18.014*	23.850	19.281	21.004	304.2
22	1'24.999	18.100	26.219	19.589	21.091	303.3
23	1'22.087	18.058	23.778	19.257	20.994	303.3
24	1'22.151	17.981	23.814	19.328	21.028	302.5

16th 49 Fabio DI GIANNANTONI DUCATI ITA
Pertamina Enduro VR46 Racing Team

Runs=3 Total laps=19 Full laps=14 Valid laps=13

Run #	1	Front Tyre Slick-Soft		Rear Tyre Slick-Medium		Speed
		New Tyre		New Tyre		
1	1'45.602	21.699	26.295	21.597	21.850	
2	1'23.679 *	18.484	24.094	19.724*	21.377	295.0
3	1'23.688	18.508	24.112	19.741	21.327	284.2

17th 30 Takaaki NAKAGAMI HONDA JPN
IDEMITSU Honda LCR

Runs=3 Total laps=23 Full laps=17 Valid laps=15

Run #	1	Front Tyre Slick-Soft		Rear Tyre Slick-Medium		Speed
		New Tyre		New Tyre		
1	1'43.105	23.159	25.975	21.170	22.108	
2	1'24.761	19.321	24.345	19.867	21.228	274.8
3	1'22.835	18.622	23.733	19.399	21.081	291.1
4	1'22.641	18.346	23.691	19.316	21.288	291.8
5	1'22.384	18.453	23.605	19.244	21.082	289.5
6	1'37.897	22.044	33.440	20.815	21.598	293.4
7	1'22.820	18.590	23.798	19.376	21.056	295.8
8	1'24.307 P	18.318	23.600	19.339	23.050	295.8
Run # 2	Front Tyre Slick-Soft			Rear Tyre Slick-Medium		
	8 Laps at start			8 Laps at start		
9	8'28.070	20.200	24.927	20.128	21.616	
10	1'23.447	18.625	23.970	19.721	21.131	293.4
11	1'22.760	18.356	23.769	19.531	21.104	296.7
12	1'24.798	19.177	24.717	19.670	21.234	294.2
13	1'25.162	19.680	24.701	19.533	21.248	295.8
14	1'22.423	18.264	23.841	19.278	21.040	295.0
15	1'22.127	18.258	23.699	19.207	20.963	292.6
16	1'27.560 P	18.860	24.799	20.236	23.665	295.8
Run # 3	Front Tyre Slick-Soft			Rear Tyre Slick-Medium		
	16 Laps at start			16 Laps at start		
17	7'58.211	20.634	24.766	19.817	21.439	
18	1'22.870	18.430	23.918	19.405	21.117	296.7
19	1'23.120	18.532	23.840	19.402	21.346	285.7
20	1'26.472 *	18.947*	26.823	19.512	21.190	274.8
21	1'22.306	18.301	23.704	19.369	20.932	295.8
22	1'21.962 *	18.192	23.637	19.176	20.957*	297.5
23	1'25.701 P	18.225	23.742	19.931	23.803	297.5

Fastest Lap: Jorge MARTIN Prima Pramac Racing SPA **1'20.584** 17.780 23.227 18.828 20.749

These data/results cannot be reproduced, stored and/or transmitted in whole or in part by any manner of electronic, mechanical, photocopying, recording, broadcasting or otherwise now known or herein after developed without the previous express consent by the copyright owner, except for reproduction in daily press and regular printed publications on sale to the public within 60 days of the event related to those data/results and always provided that copyright symbol appears together as follows below.
© DORNA, 2024



Free Practice Nr. 1

MotoGP

Lap	Lap Time	T1	T2	T3	T4	Speed	Lap	Lap Time	T1	T2	T3	T4	Speed		
18th	5	Johann ZARCO			HONDA			FRA							
		CASTROL Honda LCR													
		Runs=3	Total laps=24	Full laps=19	Valid laps=18										
Run #	1	Front Tyre	Slick-Soft	Rear Tyre	Slick-Medium		Run #	3	Front Tyre	Slick-Soft	Rear Tyre	Slick-Medium			
		New Tyre		New Tyre				14 Laps at start		14 Laps at start					
1	1'50.502	19.589	25.518	20.558	22.022		15	7'15.765	19.709	24.665	20.461	22.264			
2	1'24.466	18.868	24.170	19.618	21.810	290.3	16	1'24.163	18.720	24.254	19.799	21.390	293.4		
3	1'23.237	18.419	23.892	19.560	21.366	293.4	17	1'22.838	18.255	23.857	19.412	21.314	295.0		
4	1'22.442	18.263	23.571	19.428	21.180	297.5	18	1'22.593	18.109	23.864	19.305	21.315	295.0		
5	1'23.911	18.309	24.465	19.731	21.406	296.7	19	1'22.599	18.183	23.850	19.333	21.233	295.0		
6	1'23.243	18.484	24.042	19.416	21.301	293.4	20	1'22.516	18.085	23.834	19.288	21.309	299.1		
7	1'22.213	18.197	23.648	19.252	21.116	296.7	21	1'27.749	20.444*	25.684	19.963	21.658	297.5		
8	1'22.838	18.348	23.694	19.376	21.420	295.8	22	1'22.699	18.143	23.827	19.300	21.429	296.7		
9	1'22.330	18.238	23.695	19.301	21.096	297.5	23	1'22.491	18.113	23.824	19.248	21.306*	296.7		
10	1'27.100	P	19.242	25.261	19.910	22.687	297.5								
Run #	2	Front Tyre	Slick-Soft	Rear Tyre	Slick-Medium		Run #	1	Front Tyre	Slick-Soft	Rear Tyre	Slick-Medium			
		10 Laps at start		10 Laps at start				New Tyre		New Tyre					
11	8'01.018	21.609	24.859	20.039	21.560		1	1'37.961	20.445	25.856	20.634	22.114			
12	1'23.341	18.560	24.016	19.520	21.245	295.8	2	1'25.202	19.071	24.557	20.031	21.543	284.9		
13	1'22.715	18.394	23.747	19.403	21.171	297.5	3	1'23.908	18.538	24.318	19.722	21.330	295.8		
14	1'22.720	18.376	23.713	19.358	21.273	295.8	4	1'22.853	18.338	24.055	19.350	21.110	299.1		
15	1'24.075	18.818	24.138	19.736	21.383	295.0	5	1'22.431	18.162	23.824	19.368	21.077	299.1		
16	1'22.718	18.248	23.811	19.384	21.275	295.8	6	1'28.520	23.380	24.463	19.394	21.283	295.8		
17	1'22.537	18.292	23.778	19.451	21.016	293.4	7	1'22.317	18.114	23.798	19.275	21.130	299.1		
18	1'46.907	P	18.194	23.785	39.049	25.879	293.4	8	1'29.639	P	18.334	25.997	19.553	25.755	299.1
Run #	3	Front Tyre	Slick-Soft	Rear Tyre	Slick-Medium		Run #	2	Front Tyre	Slick-Soft	Rear Tyre	Slick-Medium			
		18 Laps at start		18 Laps at start				8 Laps at start		8 Laps at start					
19	6'07.162	20.184	25.442	22.235	21.467		9	7'18.931	21.406	25.376	20.223	21.723			
20	1'22.470	18.385	23.689	19.424	20.972	294.2	10	1'24.358	18.860	24.287	19.786	21.425	292.6		
21	1'23.818	18.445*	24.654	19.527	21.192	295.8	11	1'25.275	19.795	24.281	19.749	21.450	293.4		
22	1'22.277	18.248	23.570	19.340	21.119	298.3	12	1'23.772	18.395	23.998	19.590	21.789	293.4		
23	1'22.190	18.175	23.639	19.366	21.010	295.0	13	1'23.057	18.204	24.046	19.540	21.267	295.0		
24	1'22.434	18.261	23.657	19.291	21.225	299.1	14	1'29.190	18.406	29.566	19.704	21.514	295.8		
							15	1'22.886	18.275	23.961	19.418	21.232	295.8		
							16	1'29.704	20.713	28.100	19.539	21.352	295.0		
							17	1'26.087	P	18.244	24.023	20.219	23.601	295.8	
Run #	10	Front Tyre	Slick-Soft	Rear Tyre	Slick-Medium		Run #	3	Front Tyre	Slick-Soft	Rear Tyre	Slick-Medium			
		18 Laps at start		18 Laps at start				17 Laps at start		17 Laps at start					
19th	10	Luca MARINI			HONDA			ITA							
		Repsol Honda Team													
		Runs=3	Total laps=23	Full laps=18	Valid laps=16			New Tyre		New Tyre					
1	1'43.947	22.688	28.278	21.001	22.425		18	7'49.806	22.109	24.859	19.864	21.532			
2	1'25.107	19.125	24.443	19.939	21.600	280.5	19	1'27.917	18.428	24.276	19.951	25.262	293.4		
3	1'24.553	18.657	24.132	19.877	21.887	282.7	20	1'29.603	19.844	28.064	20.035	21.660	295.0		
4	1'23.568	18.628	23.984	19.513	21.443	294.2	21	1'24.710	18.821*	24.458	19.859	21.572	291.1		
5	1'23.093	18.384	23.996	19.485	21.228	294.2	22	1'29.553	23.082	24.811	20.009	21.651	291.8		
6	1'22.410	18.187	23.757	19.274	21.192	297.5	23	1'24.764	18.503	24.483	19.903	21.875	293.4		
7	1'22.244	18.112	23.773	19.271	21.088	295.8									
8	1'28.725	P	20.865	25.231	19.909	22.720	294.2								
Run #	2	Front Tyre	Slick-Soft	Rear Tyre	Slick-Medium		Run #	1	Front Tyre	Slick-Soft	Rear Tyre	Slick-Medium			
		8 Laps at start		8 Laps at start				New Tyre		New Tyre					
9	8'00.703	20.101	25.478	19.702	21.402		1	1'43.500	21.846	26.024	21.094	22.283			
10	1'23.075	18.395	23.924	19.471	21.285	295.0	2	1'25.336	19.255	24.449	20.060	21.572	269.3		
11	1'22.634	18.235	23.775	19.457	21.167	295.0	3	1'24.319	18.631	24.255	19.867	21.566	286.4		
12	1'22.598	18.232	23.778	19.348	21.240	295.8	4	1'23.690	18.763	23.875	19.792	21.260	276.2		
13	1'22.364	18.126	23.779	19.291	21.168	296.7	5	1'26.360	18.544	26.240	20.298	21.278	296.7		
14	1'33.218	P	19.981	27.409	20.622	25.206	291.1	6	1'23.329	18.271	24.010	19.653	21.395	298.3	

Fastest Lap: Jorge MARTIN	Prima Pramac Racing	SPA	1'20.584	17.780	23.227	18.828	20.749
----------------------------------	---------------------	-----	----------	--------	--------	--------	--------

These data/results cannot be reproduced, stored and/or transmitted in whole or in part by any manner of electronic, mechanical, photocopying, recording, broadcasting or otherwise now known or herein after developed without the previous express consent by the copyright owner, except for reproduction in daily press and regular printed publications on sale to the public within 60 days of the event related to those data/results and always provided that copyright symbol appears together as follows below.
 © DORNA, 2024



Free Practice Nr. 1

MotoGP

Lap	Lap Time	T1	T2	T3	T4	Speed	Lap	Lap Time	T1	T2	T3	T4	Speed
7	1'31.196	P	18.315	25.446	20.428	27.007	295.0						
Run # 2	Front Tyre Slick-Soft			Rear Tyre Slick-Medium									
	7 Laps at start			7 Laps at start									
8	8'06.381		21.640	25.392	20.590	21.678							
9	1'24.618		18.665	24.405	20.067	21.481	293.4						
10	1'23.488		18.366	24.026	19.841	21.255	296.7						
11	1'23.471		18.121	24.041	19.841	21.468	295.8						
12	1'23.186		18.185	24.003	19.677	21.321	296.7						
13	1'33.791	P	21.331	28.268	20.633	23.559	291.1						
Run # 3	Front Tyre Slick-Soft			Rear Tyre Slick-Medium									
	13 Laps at start			New Tyre									
14	8'32.142		19.782	24.714	20.167	21.681							
15	1'23.117		18.264	23.968	19.765	21.120	296.7						
16	1'22.836		18.148	23.768	19.790	21.130	296.7						
17	1'22.527		18.037	23.740	19.540	21.210	297.5						
18	1'25.132		18.914	24.778	20.009	21.431	298.3						
19	1'25.770		18.196	26.153	20.051	21.370	299.1						
20	1'28.597	*	18.217*	28.463	20.683	21.234	300.0						
21	1'22.777		18.154	23.943	19.623	21.057	300.0						
22	1'26.623		18.075	23.933	21.892	22.723	298.3						

Run #	1	Front Tyre	Slick-Soft	Rear Tyre	Slick-Medium	Speed	
		New Tyre			New Tyre		
1	2'16.762	20.812	28.512	20.719	22.848		
2	1'32.902	22.781	26.282	21.044	22.795	235.2	
3	1'35.412	P	20.935	27.030	20.908	26.539	252.9

22nd 87 Remy GARDNER

YAMAHA AUS

Monster Energy Yamaha MotoGP Team

Runs=2 Total laps=26 Full laps=23 Valid laps=21

Run #	1	Front Tyre	Slick-Soft	Rear Tyre	Slick-Medium	Speed	
		New Tyre			New Tyre		
1	1'47.696	22.764	26.716	21.338	22.758		
2	1'26.421	19.671	24.953	20.006	21.791	262.1	
3	1'24.270	18.844	24.222	19.602	21.602	276.9	
4	1'23.977	18.750	24.157	19.578	21.492	291.8	
5	1'24.326	18.937	24.316	19.551	21.522	278.3	
6	1'23.452	18.527	24.008	19.528	21.389	286.4	
7	1'23.406	18.794	23.899	19.306	21.407	287.2	
8	1'27.426	19.410	26.379	20.026	21.611	289.5	
9	1'23.554	18.644	24.103	19.566	21.241	295.8	
10	1'23.794	18.622	24.154	19.734	21.284	291.8	
11	1'31.141	P	20.534	27.477	20.103	23.027	288.7
Run # 2	Front Tyre Slick-Soft			Rear Tyre Slick-Medium			
	11 Laps at start			11 Laps at start			
12	9'18.181	21.579	24.923	20.196	21.879		
13	1'23.984	18.662	24.133	19.708	21.481	291.8	
14	1'23.473	18.505	24.028	19.555	21.385	293.4	
15	1'23.483	18.445	23.995	19.616	21.427	295.0	
16	1'22.969	18.280	24.035	19.478	21.176	297.5	
17	1'23.314	18.499	24.110	19.572	21.133	297.5	
18	1'25.306	18.484	24.137	19.600	23.085	296.7	
19	1'24.696	18.436	24.073	19.959	22.228	295.8	
20	1'23.531	18.615	24.061	19.622	21.233	291.1	
21	1'24.226	18.539	24.560	19.669	21.458	295.0	
22	1'25.139	18.530	25.470	19.607	21.532	295.0	
23	1'23.430	18.396	24.052	19.539	21.443	294.2	
24	1'27.147	*	18.573*	24.186	20.985	23.403	293.4
25	1'23.375	18.496	23.950	19.592	21.337	290.3	
26	1'29.583	*	21.201	26.069	20.178	22.135*	288.7

Fastest Lap: Jorge MARTIN Prima Pramac Racing SPA **1'20.584** 17.780 23.227 18.828 20.749

These data/results cannot be reproduced, stored and/or transmitted in whole or in part by any manner of electronic, mechanical, photocopying, recording, broadcasting or otherwise now known or herein after developed without the previous express consent by the copyright owner, except for reproduction in daily press and regular printed publications on sale to the public within 60 days of the event related to those data/results and always provided that copyright symbol appears together as follows below.

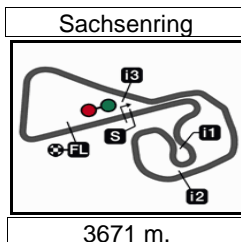
© DORNA, 2024

Official MotoGP Timing by TISSOT
www.motogp.com



Sachsenring, Friday, July 05, 2024

Page 7 of 7



Results and timing service provided by **TISSOT**

LIQUI MOLY MOTORRAD GRAND PRIX DEUTSCHLAND

Free Practice Nr. 1

Best Partial Times

MotoGP™

IT Ideal Lap Time, sum of the best partial times

BT Best Lap Time


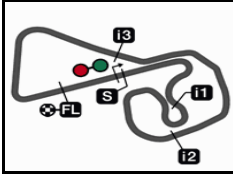
<i>T1</i>		<i>T2</i>		<i>T3</i>		<i>T4</i>						
<i>Pos</i>	<i>Rider</i>	<i>Time</i>	<i>Rider</i>	<i>Time</i>	<i>Rider</i>	<i>Time</i>	<i>Rider</i>	<i>Time</i>	<i>Pos</i>	<i>Rider</i>	<i>IT</i>	<i>BT</i>
1	J.MARTIN	17.780	A.FERNANDEZ	23.193	M.MARQUEZ	18.784	M.OLIVEIRA	20.598	1	M.MARQUEZ	1'20.552	1'20.734 (2)
2	P.ACOSTA	17.838	M.VIÑALES	23.202	J.MARTIN	18.824	M.MARQUEZ	20.613	2	J.MARTIN	1'20.580	1'20.584 (1)
3	B.BINDER	17.846	M.MARQUEZ	23.221	M.VIÑALES	18.838	P.ACOSTA	20.680	3	M.VIÑALES	1'20.766	1'20.878 (3)
4	E.BASTIANINI	17.860	J.MARTIN	23.227	M.OLIVEIRA	18.877	A.MARQUEZ	20.739	4	P.ACOSTA	1'20.923	1'21.151 (5)
5	M.MARQUEZ	17.934	R.FERNANDEZ	23.277	E.BASTIANINI	18.924	J.MARTIN	20.749	5	M.OLIVEIRA	1'21.000	1'21.106 (4)
6	F.BAGNAIA	17.944	F.BAGNAIA	23.410	A.MARQUEZ	18.972	M.VIÑALES	20.754	6	A.FERNANDEZ	1'21.076	1'21.151 (6)
7	F.QUARTARARO	17.944	A.MARQUEZ	23.424	P.ACOSTA	18.979	F.BAGNAIA	20.823	7	A.MARQUEZ	1'21.114	1'21.258 (8)
8	J.MILLER	17.958	P.ACOSTA	23.426	F.DI GIANNANTO	18.988	R.FERNANDEZ	20.839	8	E.BASTIANINI	1'21.129	1'21.211 (7)
9	M.BEZZECCHI	17.960	J.MILLER	23.456	A.FERNANDEZ	18.993	E.BASTIANINI	20.854	9	R.FERNANDEZ	1'21.145	1'21.410 (10)
10	F.DI GIANNANTO	17.962	F.MORBIDELLI	23.477	R.FERNANDEZ	19.015	F.MORBIDELLI	20.896	10	F.BAGNAIA	1'21.209	1'21.297 (9)
11	A.FERNANDEZ	17.969	M.BEZZECCHI	23.479	F.BAGNAIA	19.032	A.FERNANDEZ	20.921	11	F.MORBIDELLI	1'21.445	1'21.645 (13)
12	F.MORBIDELLI	17.971	E.BASTIANINI	23.491	F.MORBIDELLI	19.101	J.MILLER	20.931	12	F.DI GIANNANTO	1'21.508	1'21.740 (16)
13	M.VIÑALES	17.972	M.OLIVEIRA	23.516	M.BEZZECCHI	19.120	T.NAKAGAMI	20.932	13	J.MILLER	1'21.515	1'21.589 (11)
14	A.MARQUEZ	17.979	F.DI GIANNANTO	23.524	F.QUARTARARO	19.126	J.ZARCO	20.972	14	M.BEZZECCHI	1'21.544	1'21.642 (12)
15	M.OLIVEIRA	18.009	J.ZARCO	23.570	J.MILLER	19.170	M.BEZZECCHI	20.985	15	F.QUARTARARO	1'21.633	1'21.733 (14)
16	R.FERNANDEZ	18.014	F.QUARTARARO	23.571	T.NAKAGAMI	19.176	B.BINDER	20.989	16	B.BINDER	1'21.674	1'21.737 (15)
17	J.MIR	18.037	B.BINDER	23.585	L.MARINI	19.248	F.QUARTARARO	20.992	17	T.NAKAGAMI	1'21.900	1'22.127 (17)
18	L.MARINI	18.085	T.NAKAGAMI	23.600	J.ZARCO	19.252	F.DI GIANNANTO	21.034	18	J.ZARCO	1'21.969	1'22.190 (18)
19	S.BRADL	18.114	J.MIR	23.740	B.BINDER	19.254	J.MIR	21.057	19	L.MARINI	1'22.178	1'22.244 (19)
20	J.ZARCO	18.175	L.MARINI	23.757	S.BRADL	19.275	S.BRADL	21.077	20	S.BRADL	1'22.264	1'22.317 (20)
21	T.NAKAGAMI	18.192	S.BRADL	23.798	R.GARDNER	19.306	L.MARINI	21.088	21	J.MIR	1'22.374	1'22.527 (21)
22	R.GARDNER	18.280	R.GARDNER	23.899	J.MIR	19.540	R.GARDNER	21.133	22	R.GARDNER	1'22.618	1'22.969 (22)
23	A.ESPARGARO	20.935	A.ESPARGARO	26.282	A.ESPARGARO	20.719	A.ESPARGARO	22.795	23	A.ESPARGARO	1'30.731	1'32.902 (23)

These data/results cannot be reproduced, stored and/or transmitted in whole or in part by any manner of electronic, mechanical, photocopying, recording, broadcasting or otherwise now known or herein after developed without the previous express consent by the copyright owner, except for reproduction in daily press and regular printed publications on sale to the public within 60 days of the event related to those data/results and always provided that copyright symbol appears together as follows below.
© DORNA, 2024

Official MotoGP Timing by **TISSOT**
www.motogp.com




Sachsenring

Results and timing service provided by **MotoGP™**

3671 m.

LIQUI MOLY MOTORRAD GRAND PRIX DEUTSCHLAND**Free Practice Nr. 1****Fastest Laps Sequence**

<i>Practice Time</i>	 <i>Rider</i>	<i>Nation</i>	<i>Motorcycle</i>	<i>Time</i>	<i>Km/h</i>	<i>Rider's Lap</i>
2'53.409	73 Alex MARQUEZ	SPA	DUCATI	1'23.536	158.2	2
3'09.717	43 Jack MILLER	AUS	KTM	1'23.443	158.3	2
3'21.396	89 Jorge MARTIN	SPA	DUCATI	1'22.442	160.3	2
4'43.348	89 Jorge MARTIN	SPA	DUCATI	1'21.952	161.2	3
5'38.329	73 Alex MARQUEZ	SPA	DUCATI	1'21.725	161.7	4
6'04.655	89 Jorge MARTIN	SPA	DUCATI	1'21.307	162.5	4
9'42.916	73 Alex MARQUEZ	SPA	DUCATI	1'21.258	162.6	7
11'34.477	93 Marc MARQUEZ	SPA	DUCATI	1'21.027	163.1	5
15'42.464	93 Marc MARQUEZ	SPA	DUCATI	1'20.734	163.6	8
37'05.729	89 Jorge MARTIN	SPA	DUCATI	1'20.584	163.9	15

These data/results cannot be reproduced, stored and/or transmitted in whole or in part by any manner of electronic, mechanical, photocopying, recording, broadcasting or otherwise now known or herein after developed without the previous express consent by the copyright owner, except for reproduction in daily press and regular printed publications on sale to the public within 60 days of the event related to those data/results and always provided that copyright symbol appears together as follows below.

© DORNA, 2024

Official MotoGP Timing by TISSOT
www.motogp.com



Sachsenring, Friday, July 05, 2024