


3671 m.

## LIQUI MOLY MOTORRAD GRAND PRIX DEUTSCHLAND

## Free Practice Nr. 2

## Classification

10

	Rider	Nation	Team	Motorcycle	Time	Lap	Total	Gap	Top Speed
1	88 Miguel OLIVEIRA	POR	Trackhouse Racing	APRILIA	<b>1'20.353</b>	12	18		<b>301.6</b>
2	89 Jorge MARTIN	SPA	Prima Pramac Racing	DUCATI	<b>1'20.720</b>	6	13	0.367	0.367 <b>300.8</b>
3	12 Maverick VIÑALES	SPA	Aprilia Racing	APRILIA	<b>1'20.758</b>	4	13	0.405	0.038 <b>300.8</b>
4	1 Francesco BAGNAIA	ITA	Ducati Lenovo Team	DUCATI	<b>1'20.804</b>	11	17	0.451	0.046 <b>302.5</b>
5	93 Marc MARQUEZ	SPA	Gresini Racing MotoGP	DUCATI	<b>1'20.825</b>	5	6	0.472	0.021 <b>300.0</b>
6	25 Raul FERNANDEZ	SPA	Trackhouse Racing	APRILIA	<b>1'20.961</b>	3	14	0.608	0.136 <b>299.1</b>
7	23 Enea BASTIANINI	ITA	Ducati Lenovo Team	DUCATI	<b>1'20.976</b>	4	14	0.623	0.015 <b>302.5</b>
8	21 Franco MORBIDELLI	ITA	Prima Pramac Racing	DUCATI	<b>1'20.978</b>	6	15	0.625	0.002 <b>300.8</b>
9	73 Alex MARQUEZ	SPA	Gresini Racing MotoGP	DUCATI	<b>1'21.051</b>	11	17	0.698	0.073 <b>298.3</b>
10	31 Pedro ACOSTA	SPA	Red Bull GASGAS Tech3	KTM	<b>1'21.124</b>	11	17	0.771	0.073 <b>304.2</b>
11	20 Fabio QUARTARARO	FRA	Monster Energy Yamaha MotoGP	YAMAHA	<b>1'21.141</b>	5	16	0.788	0.017 <b>300.0</b>
12	10 Luca MARINI	ITA	Repsol Honda Team	HONDA	<b>1'21.272</b>	10	13	0.919	0.131 <b>297.5</b>
13	43 Jack MILLER	AUS	Red Bull KTM Factory Racing	KTM	<b>1'21.319</b>	9	15	0.966	0.047 <b>302.5</b>
14	49 Fabio DI GIANNANTONIO	ITA	Pertamina Enduro VR46 Racing Te	DUCATI	<b>1'21.360</b>	8	9	1.007	0.041 <b>296.7</b>
15	37 Augusto FERNANDEZ	SPA	Red Bull GASGAS Tech3	KTM	<b>1'21.386</b>	6	14	1.033	0.026 <b>298.3</b>
16	33 Brad BINDER	RSA	Red Bull KTM Factory Racing	KTM	<b>1'21.425</b>	11	14	1.072	0.039 <b>303.3</b>
17	30 Takaaki NAKAGAMI	JPN	IDEMITSU Honda LCR	HONDA	<b>1'21.489</b>	14	16	1.136	0.064 <b>297.5</b>
18	5 Johann ZARCO	FRA	CASTROL Honda LCR	HONDA	<b>1'21.498</b>	8	14	1.145	0.009 <b>297.5</b>
19	72 Marco BEZZECCHI	ITA	Pertamina Enduro VR46 Racing Te	DUCATI	<b>1'21.593</b>	9	14	1.240	0.095 <b>300.0</b>
20	36 Joan MIR	SPA	Repsol Honda Team	HONDA	<b>1'21.974</b>	4	12	1.621	0.381 <b>299.1</b>
21	6 Stefan BRADL	GER	HRC Test Team	HONDA	<b>1'22.049</b>	4	17	1.696	0.075 <b>299.1</b>
22	87 Remy GARDNER	AUS	Monster Energy Yamaha MotoGP	YAMAHA	<b>1'22.698</b>	6	17	2.345	0.649 <b>298.3</b>

Practice condition: Dry

Air: 25°

Humidity: 45%

Ground: 32°

<b>Fastest Lap:</b>	Lap: 12	<b>Miguel OLIVEIRA</b>	<b>1'20.353</b>	164.4 Km/h
<b>Best Race Lap:</b>	2023	<b>Johann ZARCO</b>	<b>1'21.225</b>	162.7 Km/h
<b>All-Time Lap Record:</b>	2024	<b>Maverick VIÑALES</b>	<b>1'19.622</b>	165.9 Km/h

The results are provisional until the end of the limit for protest and appeals.

Time limit for protest expires 60' after publication of the results - ..... Time: .....

These data/results cannot be reproduced, stored and/or transmitted in whole or in part by any manner of electronic, mechanical, photocopying, recording, broadcasting or otherwise now known or herein after developed without the previous express consent by the copyright owner, except for reproduction in daily press and regular printed publications on sale to the public within 60 days of the event related to those data/results and always provided that copyright symbol appears together as follows below.

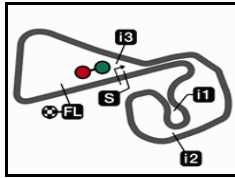
© DORNA, 2024

Official MotoGP Timing by TISSOT

www.motogp.com

Sachsenring, Saturday, July 06, 2024





3671 m.

## LIQUI MOLY MOTORRAD GRAND PRIX DEUTSCHLAND

## Free Practice Nr. 2

## Top Speed &amp; Average

12



Rider	Nation	Motorcycle	Top 5 speeds					Average	Top
31 <b>Pedro ACOSTA</b>	<b>SPA</b>	KTM	304.2	303.3	303.3	303.3	302.5	303.1	<b>304.2</b>
33 <b>Brad BINDER</b>	<b>RSA</b>	KTM	303.3	303.3	302.5	302.5	301.6	302.6	<b>303.3</b>
1 <b>Francesco BAGNAIA</b>	<b>ITA</b>	DUCATI	302.5	302.5	302.5	302.5	301.6	302.3	<b>302.5</b>
23 <b>Enea BASTIANINI</b>	<b>ITA</b>	DUCATI	302.5	302.5	301.6	301.6	301.6	301.8	<b>302.5</b>
43 <b>Jack MILLER</b>	<b>AUS</b>	KTM	302.5	301.6	301.6	301.6	300.8	301.2	<b>302.5</b>
88 <b>Miguel OLIVEIRA</b>	<b>POR</b>	APRILIA	301.6	300.8	300.0	300.0	300.0	300.5	<b>301.6</b>
12 <b>Maverick VIÑALES</b>	<b>SPA</b>	APRILIA	300.8	300.0	300.0	299.1	298.3	299.1	<b>300.8</b>
21 <b>Franco MORBIDELLI</b>	<b>ITA</b>	DUCATI	300.8	300.8	300.8	300.8	300.0	300.5	<b>300.8</b>
89 <b>Jorge MARTIN</b>	<b>SPA</b>	DUCATI	300.8	300.0	299.1	299.1	299.1	299.6	<b>300.8</b>
20 <b>Fabio QUARTARARO</b>	<b>FRA</b>	YAMAHA	300.0	300.0	299.1	299.1	299.1	299.5	<b>300.0</b>
72 <b>Marco BEZZECCHI</b>	<b>ITA</b>	DUCATI	300.0	300.0	299.1	299.1	299.1	299.4	<b>300.0</b>
93 <b>Marc MARQUEZ</b>	<b>SPA</b>	DUCATI	300.0	300.0	293.4	291.8		296.3	<b>300.0</b>
6 <b>Stefan BRADL</b>	<b>GER</b>	HONDA	299.1	298.3	298.3	298.3	297.5	298.0	<b>299.1</b>
25 <b>Raul FERNANDEZ</b>	<b>SPA</b>	APRILIA	299.1	298.3	297.5	297.5	297.5	298.0	<b>299.1</b>
36 <b>Joan MIR</b>	<b>SPA</b>	HONDA	299.1	298.3	298.3	296.7	295.8	297.0	<b>299.1</b>
37 <b>Augusto FERNANDEZ</b>	<b>SPA</b>	KTM	298.3	296.7	296.7	296.7	296.7	296.9	<b>298.3</b>
73 <b>Alex MARQUEZ</b>	<b>SPA</b>	DUCATI	298.3	298.3	298.3	298.3	298.3	298.3	<b>298.3</b>
87 <b>Remy GARDNER</b>	<b>AUS</b>	YAMAHA	298.3	298.3	298.3	297.5	297.5	297.8	<b>298.3</b>
5 <b>Johann ZARCO</b>	<b>FRA</b>	HONDA	297.5	297.5	297.5	296.7	295.8	296.7	<b>297.5</b>
10 <b>Luca MARINI</b>	<b>ITA</b>	HONDA	297.5	297.5	297.5	295.8	295.8	296.8	<b>297.5</b>
30 <b>Takaaki NAKAGAMI</b>	<b>JPN</b>	HONDA	297.5	296.7	295.8	295.8	295.0	295.8	<b>297.5</b>
49 <b>Fabio DI GIANNANTONIO</b>	<b>ITA</b>	DUCATI	296.7	296.7	295.8	295.8	295.0	296.0	<b>296.7</b>

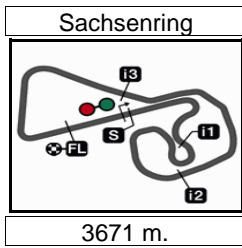
These data/results cannot be reproduced, stored and/or transmitted in whole or in part by any manner of electronic, mechanical, photocopying, recording, broadcasting or otherwise now known or herein after developed without the previous express consent by the copyright owner, except for reproduction in daily press and regular printed publications on sale to the public within 60 days of the event related to those data/results and always provided that copyright symbol appears together as follows below.

© DORNA, 2024

Official MotoGP Timing by TISSOT  
www.motogp.com



Sachsenring, Saturday, July 06, 2024



LIQUI MOLY MOTORRAD GRAND PRIX DEUTSCHLAND

Free Practice Nr. 2

Chronological Analysis of Performances

13

\* Lap / Sector time cancelled      T1 Time from finish line to 1st intermediate      T3 Time from 2nd intermed. to 3rd intermed.  
P Crossing the finish line in pit lane      T2 Time from 1st intermed. to 2nd intermed.      T4 Time from 3rd intermediate to finish line  
\*\*Tyre data subject to further updates

Lap	Lap Time	T1	T2	T3	T4	Speed	Lap	Lap Time	T1	T2	T3	T4	Speed
<b>1st</b>	<b>88</b>	<b>Miguel OLIVEIRA</b>		APRILIA	POR		<b>Run # 3</b>	<b>Front Tyre Slick-Hard</b>		<b>Rear Tyre Slick-Soft</b>			
		Trackhouse Racing						16 Laps at start		16 Laps at start			
		Runs=2	Total laps=18	Full laps=15	Valid laps=14		13	5'11.591	20.079	23.961	19.170	20.980	
<b>Run #</b>	<b>1</b>	<b>Front Tyre Slick-Hard</b>		<b>Rear Tyre Slick-Soft</b>									
		New Tyre		6 Laps at start									
1	1'42.554	19.862	24.751	19.787	21.436								
2	1'22.434	18.569	23.654	19.147	21.064	285.7							
3	1'21.051	18.134	23.360	18.837	20.720	291.8							
4	1'20.875	18.043	23.342	18.745	20.745	295.0							
5	1'25.997	18.010	26.776	19.988	21.223	295.8							
6	1'20.773	17.923	23.459	18.830	20.561	299.1							
7	1'20.910	17.854	23.470	18.837	20.749	300.0							
8	1'21.101	17.978	23.531	18.820	20.772	298.3							
9	1'25.936	P	19.026	24.727	19.592	22.591	293.4						
<b>Run #</b>	<b>2</b>	<b>Front Tyre Slick-Hard</b>		<b>Rear Tyre Slick-Soft</b>									
		9 Laps at start		4 Laps at start									
10	6'37.539	20.650	24.240	19.363	20.881								
11	1'21.585	18.166	23.522	18.846	21.051	299.1							
12	1'20.353	17.900	23.232	18.662	20.559	300.0							
13	1'20.592	17.890	23.346	18.717	20.639	301.6							
14	1'22.834	*	18.615*	24.058	19.132	21.029	298.3						
15	1'20.786	17.950	23.355	18.765	20.716	300.0							
16	1'20.922	18.037	23.445	18.805	20.635	300.8							
17	1'21.139	18.045	23.579	18.783	20.732	298.3							
18	1'25.028	19.057	25.032	19.554	21.385	299.1							
<b>2nd</b>	<b>89</b>	<b>Jorge MARTIN</b>		DUCATI	SPA								
		Prima Pramac Racing											
		Runs=3	Total laps=13	Full laps=8	Valid laps=8								
<b>Run #</b>	<b>1</b>	<b>Front Tyre Slick-Hard</b>		<b>Rear Tyre Slick-Soft</b>									
		4 Laps at start		4 Laps at start									
1	2'09.193	20.510	24.841	19.514	21.178								
2	1'21.770	18.114	23.667	19.021	20.968	297.5							
3	1'21.095	17.903	23.479	18.932	20.781	297.5							
4	1'21.123	17.846	23.456	18.970	20.851	299.1							
5	1'28.681	20.241	27.991	19.119	21.330	299.1							
6	1'20.720	17.904	23.288	18.759	20.769	300.0							
7	1'26.190	P	17.911	23.441	18.814	26.024	300.8						
<b>Run #</b>	<b>2</b>	<b>Front Tyre Slick-Hard</b>		<b>Rear Tyre Slick-Soft</b>									
		11 Laps at start		11 Laps at start									
8	9'32.072	21.448	24.668	19.323	21.262								
9	1'21.580	18.086	23.511	18.988	20.995	297.5							
10	1'21.344	17.939	23.529	18.956	20.920	299.1							
11	1'21.182	17.911	23.474	18.922	20.875	298.3							
12	1'22.993	P	17.927	23.458	19.000	22.608	298.3						
<b>3rd</b>	<b>12</b>	<b>Maverick VIÑALES</b>		APRILIA	SPA								
		Aprilia Racing											
		Runs=3	Total laps=13	Full laps=9	Valid laps=10								
<b>Run #</b>	<b>1</b>	<b>Front Tyre Slick-Hard</b>		<b>Rear Tyre Slick-Soft</b>									
		7 Laps at start		5 Laps at start									
1	1'42.477	19.397	25.280	19.844	21.572								
2	1'22.412	18.295	23.837	19.138	21.142	295.0							
3	1'21.048	17.962	23.320	18.853	20.913	298.3							
4	1'20.758	17.867	23.297	18.753	20.841	299.1							
5	1'21.289	17.963	23.385	18.859	21.082	300.0							
6	1'23.528	18.197	25.134	19.230	20.967	298.3							
7	1'22.819	17.865	24.509	19.388	21.057	300.8							
8	1'21.176	17.860	23.436	18.893	20.987	300.0							
9	1'25.240	P	18.073	23.882	19.981	23.304	296.7						
<b>Run #</b>	<b>2</b>	<b>Front Tyre Slick-Hard</b>		<b>Rear Tyre Slick-Soft</b>									
		16 Laps at start		4 Laps at start									
10	9'57.187	19.186	23.880	19.081	20.968								
		unfinished				298.3							
<b>Run #</b>	<b>3</b>	<b>Front Tyre Slick-Soft</b>		<b>Rear Tyre Slick-Medium</b>									
		5 Laps at start		6 Laps at start									
11	1'23.610	43.179		19.271	21.160								
12	1'22.158	*	18.265	23.607	19.264*	21.022	297.5						
13	1'21.107	17.996	23.498	18.816	20.797	298.3							
<b>4th</b>	<b>1</b>	<b>Francesco BAGNAIA</b>		DUCATI	ITA								
		Ducati Lenovo Team											
		Runs=2	Total laps=17	Full laps=14	Valid laps=13								
<b>Run #</b>	<b>1</b>	<b>Front Tyre Slick-Hard</b>		<b>Rear Tyre Slick-Soft</b>									
		New Tyre		4 Laps at start									
1	2'13.170	19.658	24.904	19.584	21.125								
2	1'22.188	18.475	23.630	19.091	20.992	295.8							
3	1'21.225	17.988	23.536	18.897	20.804	301.6							
4	1'21.662	17.829	23.449	19.289	21.095	302.5							
5	1'21.306	18.078	23.434	18.795	20.999	300.8							
6	1'21.171	17.984	23.499	18.893	20.795	297.5							
7	1'20.963	17.914	23.407	18.791	20.851	302.5							
8	1'27.145	P	19.426	25.094	19.759	22.866	300.0						
<b>Run #</b>	<b>2</b>	<b>Front Tyre Slick-Hard</b>		<b>Rear Tyre Slick-Soft</b>									
		8 Laps at start		12 Laps at start									
9	8'19.535	20.286	24.311	19.342	21.124								
10	1'21.739	18.136	23.712	18.962	20.929	300.0							

**Fastest Lap:** Miguel OLIVEIRA      Trackhouse Racing      POR      1'20.353      17.900      23.232      18.662      20.559

These data/results cannot be reproduced, stored and/or transmitted in whole or in part by any manner of electronic, mechanical, photocopying, recording, broadcasting or otherwise now known or herein after developed without the previous express consent by the copyright owner, except for reproduction in daily press and regular printed publications on sale to the public within 60 days of the event related to those data/results and always provided that copyright symbol appears together as follows below.  
© DORNA, 2024



# Free Practice Nr. 2

MotoGP

Lap	Lap Time	T1	T2	T3	T4	Speed	Lap	Lap Time	T1	T2	T3	T4	Speed
11	<b>1'20.804</b>	17.900	<b>23.389</b>	18.818	<b>20.697</b>	300.8	<b>Run # 2</b>	<b>Front Tyre Slick-Hard</b>	<b>Rear Tyre Slick-Soft</b>				
12	1'21.719 *	18.137*	23.603	18.997	20.982	302.5				<b>7 Laps at start</b>			<b>9 Laps at start</b>
13	<b>1'21.225</b>	17.903	23.517	18.931	20.874	300.0	8	10'37.065	18.632	24.463	19.444	21.135	
14	<b>1'27.260</b>	18.049	27.687	19.926	21.598	302.5	9	<b>1'21.636</b>	17.942	23.573	19.183	20.938	301.6
15	<b>1'21.632</b>	18.039	23.631	18.964	20.998	299.1	10	<b>1'21.728</b>	17.873	23.651	19.086	21.118	<b>302.5</b>
16	<b>1'27.689</b>	21.810	25.450	19.428	21.001	300.8	11	<b>1'21.647</b>	17.943	23.633	19.108	20.963	301.6
17	<b>1'21.495</b>	17.964	23.644	18.942	20.945	300.0	12	<b>1'21.525</b>	17.876	23.602	19.088	20.959	301.6
							13	<b>1'21.705</b>	17.986	23.669	19.009	21.041	302.5
							14	1'24.729 P	18.052	23.633	19.104	23.940	301.6

**5th 93 Marc MARQUEZ** DUCATI SPA  
Gresini Racing MotoGP  
Runs=2 Total laps=6 Full laps=3 Valid laps=3

**Run # 1** Front Tyre Slick-Medium Rear Tyre Slick-Soft  
5 Laps at start 5 Laps at start

1 2'34.153 P 22.392 27.051 21.354 24.577

**Run # 2** Front Tyre Slick-Medium Rear Tyre Slick-Soft  
6 Laps at start 6 Laps at start

2	6'33.519	23.550	24.995	19.950	21.273	
3	<b>1'23.065</b>	18.564	24.035	19.277	21.189	291.8
4	<b>1'21.337</b>	18.044	23.475	18.950	20.868	<b>300.0</b>
5	<b>1'20.825</b>	<b>17.915</b>	<b>23.238</b>	<b>18.937</b>	<b>20.735</b>	300.0
6	1'32.364 P	20.715	27.645	20.405	23.599	293.4

**6th 25 Raul FERNANDEZ** APRILIA SPA  
Trackhouse Racing  
Runs=2 Total laps=14 Full laps=10 Valid laps=9

**Run # 1** Front Tyre Slick-Hard Rear Tyre Slick-Soft  
New Tyre 4 Laps at start

1	2'11.332	19.855	24.204	19.595	21.238	
2	<b>1'21.504</b>	18.235	23.396	18.964	20.909	295.8
3	<b>1'20.961</b>	17.948	<b>23.318</b>	18.850	20.845	296.7
4	<b>1'23.052</b>	17.954	25.042	19.113	20.943	296.7
5	<b>1'21.241</b>	<b>17.893</b>	23.485	18.949	20.914	297.5
6	<b>1'21.454</b>	18.084	23.485	18.891	20.994	295.0
7	<b>1'21.240</b>	17.916	23.499	18.921	20.904	<b>299.1</b>
8	<b>1'21.436</b>	17.962	23.557	18.994	20.923	298.3
9	1'30.402 P	22.345	24.645	19.363	24.049	297.5

**Run # 2** Front Tyre Slick-Hard Rear Tyre Slick-Soft  
9 Laps at start 3 Laps at start

10	8'53.464	23.142	24.154	19.212	20.940	
11	<b>1'21.438</b>	18.141	23.572	18.900	20.825	297.5
12	1'21.932 *	18.599*	23.593	18.933	20.807	295.8
13	<b>1'20.983</b>	17.966	23.411	<b>18.803</b>	<b>20.803</b>	296.7
14	1'31.332 P	22.277	24.605	19.516	24.934	296.7

**7th 23 Enea BASTIANINI** DUCATI ITA  
Ducati Lenovo Team  
Runs=2 Total laps=14 Full laps=10 Valid laps=10

**Run # 1** Front Tyre Slick-Hard Rear Tyre Slick-Soft  
New Tyre 2 Laps at start

1	2'14.866	19.393	24.808	19.728	21.125	
2	<b>1'21.711</b>	18.270	23.683	18.942	20.816	294.2
3	<b>1'21.072</b>	17.948	23.451	18.887	<b>20.786</b>	301.6
4	<b>1'20.976</b>	<b>17.853</b>	<b>23.394</b>	18.893	20.836	300.8
5	<b>1'22.195</b>	18.361	23.736	19.127	20.971	295.0
6	<b>1'21.333</b>	18.130	23.496	18.918	20.789	297.5
7	1'27.602 P	17.979	23.498	<b>18.870</b>	27.255	301.6

**8th 21 Franco MORBIDELLI** DUCATI ITA  
Prima Pramac Racing  
Runs=3 Total laps=15 Full laps=10 Valid laps=9

**Run # 1** Front Tyre Slick-Hard Rear Tyre Slick-Soft  
New Tyre 4 Laps at start

1	1'31.918	20.311	25.016	19.829	21.449	
2	<b>1'22.275</b>	18.322	23.780	19.227	20.946	298.3
3	<b>1'21.580</b>	18.037	23.575	19.163	20.805	299.1
4	<b>1'21.292</b>	17.947	23.533	18.997	20.815	299.1
5	<b>1'20.995</b>	<b>17.745</b>	23.531	18.931	20.788	<b>300.8</b>
6	<b>1'20.978</b>	17.820	23.511	18.856	20.791	300.0
7	<b>1'30.829</b>	23.300	26.547	19.801	21.181	300.8
8	1'22.747 P	17.835	<b>23.462</b>	<b>18.838</b>	22.612	300.8

**Run # 2** Front Tyre Slick-Hard Rear Tyre Slick-Soft  
8 Laps at start 12 Laps at start

9	9'29.893	21.987	26.046	20.098	21.165	
10	<b>1'21.446</b>	17.974	23.500	19.048	20.924	300.0
11	<b>1'21.113</b>	17.893	23.526	18.864	20.830	299.1
12	1'27.024 *	19.653*	27.098	19.360	20.913	300.8
13	<b>1'21.178</b>	17.939	23.508	18.957	<b>20.774</b>	298.3
14	1'33.836 P	17.902	27.191	26.815	21.928	300.0

**Run # 3** Front Tyre Slick-Hard Rear Tyre Slick-Soft  
14 Laps at start 18 Laps at start

15	3'27.964	20.953	28.695	19.833	21.106	
----	----------	--------	--------	--------	--------	--

**9th 73 Alex MARQUEZ** DUCATI SPA  
Gresini Racing MotoGP  
Runs=2 Total laps=17 Full laps=14 Valid laps=13

**Run # 1** Front Tyre Slick-Hard Rear Tyre Slick-Soft  
New Tyre 4 Laps at start

1	1'34.263	20.564	25.169	20.307	25.079	
2	<b>1'23.479</b>	18.823	24.012	19.324	21.320	291.1
3	<b>1'21.823</b>	18.279	23.557	19.049	20.938	295.8
4	<b>1'21.312</b>	18.068	23.391	18.895	20.958	295.0
5	<b>1'21.284</b>	18.027	23.393	18.942	20.922	296.7
6	<b>1'21.454</b>	18.009	23.406	<b>18.857</b>	21.182	296.7
7	<b>1'21.243</b>	18.016	23.495	18.868	20.864	<b>298.3</b>
8	1'27.899 P	19.120	25.478	19.844	23.457	297.5

**Run # 2** Front Tyre Slick-Hard Rear Tyre Slick-Soft  
8 Laps at start 4 Laps at start

9	9'08.706	21.221	24.596	19.662	22.980	
10	<b>1'21.332</b>	18.083	23.508	18.868	20.873	298.3
11	<b>1'21.051</b>	<b>17.869</b>	<b>23.351</b>	18.950	20.881	298.3
12	1'21.408 *	18.088*	23.453	19.006	20.861	298.3
13	<b>1'21.147</b>	18.036	23.396	18.872	<b>20.843</b>	296.7
14	<b>1'25.695</b>	19.213	26.048	19.336	21.098	298.3

**Fastest Lap:** Miquel OLIVEIRA Trackhouse Racing POR **1'20.353** 17.900 23.232 18.662 20.559

These data/results cannot be reproduced, stored and/or transmitted in whole or in part by any manner of electronic, mechanical, photocopying, recording, broadcasting or otherwise now known or herein after developed without the previous express consent by the copyright owner, except for reproduction in daily press and regular printed publications on sale to the public within 60 days of the event related to those data/results and always provided that copyright symbol appears together as follows below.  
© DORNA, 2024



## Free Practice Nr. 2

MotoGP

Lap	Lap Time	T1	T2	T3	T4	Speed	Lap	Lap Time	T1	T2	T3	T4	Speed
15	1'21.326	18.052	23.456	18.877	20.941	298.3	Run # 1	Front Tyre Slick-Hard	Rear Tyre Slick-Soft				
16	1'21.539	18.067	23.606	18.973	20.893	298.3		New Tyre	5 Laps at start				
17	1'21.570	18.075	23.517	19.020	20.958	298.3	1	1'32.511	19.313	24.954	19.960	21.667	

**10th 31** **Pedro ACOSTA** KTM SPA  
Red Bull GASGAS Tech3  
Runs=2 Total laps=17 Full laps=14 Valid laps=13

Run #	1	Front Tyre	Slick-Hard	Rear Tyre	Slick-Soft	
			5 Laps at start		5 Laps at start	
1	1'47.114	19.643	25.455	19.445	21.186	
2	1'22.224	18.402	24.067	18.987	20.768	300.8
3	1'21.389	17.959	23.368	18.922	21.140	300.0
4	1'21.264	17.994	23.410	18.959	20.901	300.0
5	1'21.230	17.897	23.513	18.920	20.900	303.3
6	1'22.852	17.981	23.491	18.953	22.427	300.0
7	1'23.497	18.119	25.352	19.115	20.911	302.5
8	1'21.327	17.896	23.613	19.005	20.813	302.5
9	1'45.525 P	17.881	44.757	20.400	22.487	300.0

Run #	2	Front Tyre	Slick-Hard	Rear Tyre	Slick-Soft	
			14 Laps at start		6 Laps at start	
10	7'20.160	21.356	25.186	19.250	20.930	
11	1'21.124	17.865	23.533	18.899	20.827	301.6
12	1'22.761	18.272	24.073	19.255	21.161	304.2
13	1'29.307 *	18.051*	23.598	26.068	21.590	303.3
14	1'21.461	17.891	23.576	19.079	20.915	303.3
15	1'21.232	17.829	23.540	19.021	20.842	302.5
16	1'22.968	17.913	23.655	19.996	21.404	300.8
17	1'22.246	17.975	24.022	19.197	21.052	301.6

**11th 20** **Fabio QUARTARARO** YAMAHA FRA  
Monster Energy Yamaha MotoGP Team  
Runs=2 Total laps=16 Full laps=12 Valid laps=12

Run #	1	Front Tyre	Slick-Hard	Rear Tyre	Slick-Soft	
			New Tyre		4 Laps at start	
1	2'24.326	19.450	24.825	19.892	21.516	
2	1'22.106	18.239	23.584	19.373	20.910	297.5
3	1'21.622	18.020	23.525	19.166	20.911	297.5
4	1'21.378	17.982	23.520	19.030	20.846	297.5
5	1'21.141	17.878	23.440	18.977	20.846	299.1
6	1'25.158	17.833	24.744	21.025	21.556	297.5
7	1'21.420	17.884	23.535	19.015	20.986	300.0
8	1'25.225 P	19.439	24.285	19.340	22.161	296.7

Run #	2	Front Tyre	Slick-Hard	Rear Tyre	Slick-Soft	
			8 Laps at start		4 Laps at start	
9	8'02.868	19.259	24.477	19.483	21.203	
10	1'21.602	17.982	23.522	19.108	20.990	299.1
11	1'21.308	17.855	23.478	19.062	20.913	300.0
12	1'21.302	17.870	23.500	19.024	20.908	298.3
13	1'21.269	17.867	23.489	19.001	20.912	297.5
14	1'21.353	17.968	23.469	19.010	20.906	299.1
15	1'24.640	17.939	25.338	19.330	22.033	297.5
16	1'26.348 P	17.915	23.517	21.596	23.320	297.5

**12th 10** **Luca MARINI** HONDA ITA  
Repsol Honda Team  
Runs=2 Total laps=13 Full laps=9 Valid laps=9

Run #	1	Front Tyre	Slick-Hard	Rear Tyre	Slick-Soft	
			New Tyre		4 Laps at start	
4	1'54.794	21.794	25.896	19.383	21.140	
5	1'21.826	18.184	23.553	19.082	21.007	292.6
6	1'21.443	18.356	23.339	18.834	20.914	295.8
7	1'21.388	18.019	23.520	18.920	20.929	296.7
8	1'21.360	17.970	23.520	18.877	20.993	296.7

Run #	2	Front Tyre	Slick-Medium	Rear Tyre	Slick-Soft	
			10 Laps at start		5 Laps at start	
8	7'42.568	27.375	24.302	19.500	21.290	
9	1'21.551	18.169	23.534	18.899	20.949	295.8
10	1'21.272	17.931	23.532	18.855	20.954	297.5
11	1'21.936	17.919	23.504	18.967	21.546	297.5
12	1'21.592	17.921	23.619	19.015	21.037	297.5
13	1'33.484 P	22.498*	28.833	19.700	22.453	293.4

**13th 43** **Jack MILLER** KTM AUS  
Red Bull KTM Factory Racing  
Runs=2 Total laps=15 Full laps=11 Valid laps=10

Run #	1	Front Tyre	Slick-Hard	Rear Tyre	Slick-Soft	
			New Tyre		6 Laps at start	
1	1'39.834	19.027	24.948	19.915	21.545	
2	1'22.150	18.232	23.683	19.204	21.031	297.5
3	1'21.950	18.075	23.568	19.159	21.148	300.0
4	1'21.699	18.023	23.571	19.230	20.875	300.0
5	1'31.804	20.429	26.344	23.963	21.068	300.8
6	1'21.578	18.006	23.615	19.022	20.935	302.5
7	1'26.334 P	18.001	25.079	19.889	23.365	301.6

Run #	2	Front Tyre	Slick-Hard	Rear Tyre	Slick-Soft	
			7 Laps at start		4 Laps at start	
8	7'26.826	23.705	24.456	19.628	21.191	
9	1'21.319	18.028	23.462	19.020	20.809	301.6
10	1'21.409	17.861	23.522	19.120	20.906	300.8
11	1'21.589	17.886	23.527	19.147	21.029	300.8
12	1'29.354	21.439	24.645	19.509	23.761	300.8
13	1'22.758 *	18.267*	23.779	19.326	21.386	300.8
14	1'21.463	17.972	23.520	19.000	20.971	301.6
15	1'31.778 P	21.717	26.798	20.236	23.027	300.8

**14th 49** **Fabio DI GIANNANTONI** DUCATI ITA  
Pertamina Enduro VR46 Racing Team  
Runs=2 Total laps=9 Full laps=5 Valid laps=5

Run #	1	Front Tyre	Slick-Soft	Rear Tyre	Slick-Soft	
			5 Laps at start		1 Laps at start	
1	1'37.440	19.904	24.783	19.835	21.248	
2	1'22.310	18.339	23.586	19.268	21.117	291.8
3	1'23.108 P	18.062	23.374	18.954	22.718	295.8
			New Tyre		4 Laps at start	
4	1'54.794	21.794	25.896	19.383	21.140	
5	1'21.826	18.184	23.553	19.082	21.007	292.6
6	1'21.443	18.356	23.339	18.834	20.914	295.8
7	1'21.388	18.019	23.520	18.920	20.929	296.7
8	1'21.360	17.970	23.520	18.877	20.993	296.7

**Fastest Lap:** Miquel OLIVEIRA Trackhouse Racing POR 1'20.353 17.900 23.232 18.662 20.559

These data/results cannot be reproduced, stored and/or transmitted in whole or in part by any manner of electronic, mechanical, photocopying, recording, broadcasting or otherwise now known or herein after developed without the previous express consent by the copyright owner, except for reproduction in daily press and regular printed publications on sale to the public within 60 days of the event related to those data/results and always provided that copyright symbol appears together as follows below.  
© DORNA, 2024

# Free Practice Nr. 2

MotoGP

Lap	Lap Time	T1	T2	T3	T4	Speed	Lap	Lap Time	T1	T2	T3	T4	Speed		
9	1'28.487	P	20.154	24.652	19.721	23.960	295.0	7	1'30.180	P	21.049	25.577	19.587	23.967	293.4
<b>15th</b>	<b>37</b>	<b>Augusto FERNANDEZ</b> KTM SPA													
		Red Bull GASGAS Tech3													
		Runs=2	Total laps=14	Full laps=10	Valid laps=10										
Run #	1	Front Tyre	Slick-Hard	Rear Tyre	Slick-Soft										
		New Tyre		4 Laps at start											
1	1'45.150	20.409	24.954	20.103	21.621										
2	<b>1'23.028</b>	18.551	24.083	19.305	21.089	286.4									
3	<b>1'21.965</b>	18.186	23.682	19.164	20.933	295.8									
4	<b>1'21.648</b>	18.089	23.504	19.066	20.989	295.8									
5	<b>1'21.859</b>	18.270	23.527	18.994	21.068	295.8									
6	<b>1'21.386</b>	17.959	23.486	19.021	20.920	296.7									
7	1'32.614	P	19.769	26.685	19.486	26.674	296.7								
Run #	2	Front Tyre	Slick-Hard	Rear Tyre	Slick-Soft										
		7 Laps at start		11 Laps at start											
8	10'45.179	20.022	24.191	19.513	21.411										
9	<b>1'21.858</b>	18.060	23.513	19.275	21.010	295.8									
10	<b>1'21.545</b>	17.977	23.485	19.071	21.012	298.3									
11	<b>1'21.762</b>	18.003	23.575	19.157	21.027	296.7									
12	<b>1'21.677</b>	17.974	23.483	19.187	21.033	296.7									
13	<b>1'21.774</b>	18.033	23.569	19.209	20.963	296.7									
14	1'26.402	P	18.125	25.671	19.863	22.743	296.7								
<b>16th</b>	<b>33</b>	<b>Brad BINDER</b> KTM RSA													
		Red Bull KTM Factory Racing													
		Runs=2	Total laps=14	Full laps=11	Valid laps=10										
Run #	1	Front Tyre	Slick-Hard	Rear Tyre	Slick-Soft										
		New Tyre		5 Laps at start											
1	1'43.514	20.245	25.134	20.039	21.398										
2	<b>1'22.398</b>	18.182	23.951	19.265	21.000	301.6									
3	<b>1'21.821</b>	18.029	23.755	19.182	20.855	300.0									
4	<b>1'26.180</b>	17.932	23.674	19.379	25.195	302.5									
5	<b>1'22.180</b>	18.162	23.829	19.282	20.907	300.8									
6	<b>1'21.993</b>	18.047	23.771	19.156	21.019	302.5									
7	1'28.686	P	17.972	27.494	19.512	23.708	303.3								
Run #	2	Front Tyre	Slick-Hard	Rear Tyre	Slick-Soft										
		7 Laps at start		4 Laps at start											
8	12'58.303	25.072	25.286	19.906	23.823										
9	1'22.651	*	18.411*	23.840	19.297	21.103	300.0								
10	<b>1'21.495</b>	17.986	23.627	19.024	20.858	300.8									
11	<b>1'21.425</b>	17.962	23.619	18.986	20.858	303.3									
12	<b>1'21.756</b>	18.009	23.677	19.090	20.980	300.8									
13	<b>1'21.691</b>	18.002	23.621	19.113	20.955	300.0									
14	<b>1'21.978</b>	17.960	23.711	19.186	21.121	300.8									
<b>17th</b>	<b>30</b>	<b>Takaaki NAKAGAMI</b> HONDA JPN													
		IDEMITSU Honda LCR													
		Runs=2	Total laps=16	Full laps=12	Valid laps=12										
Run #	1	Front Tyre	Slick-Medium	Rear Tyre	Slick-Medium										
		New Tyre		New Tyre											
1	1'39.635	21.232	25.060	19.943	21.569										
2	<b>1'22.533</b>	18.802	23.674	19.065	20.992	290.3									
3	<b>1'21.854</b>	18.297	23.390	19.083	21.084	286.4									
4	<b>1'21.922</b>	18.422	23.437	19.043	21.020	283.4									
5	<b>1'21.677</b>	18.219	23.310	19.091	21.057	295.8									
6	<b>1'21.725</b>	18.130	23.417	19.288	20.890	295.0									
Run #	2	Front Tyre	Slick-Medium	Rear Tyre	Slick-Soft										
		5 Laps at start		5 Laps at start											
4	1'53.217	20.329	26.143	19.473	21.335										
5	<b>1'22.229</b>	18.255	23.724	19.207	21.043	296.7									
6	<b>1'35.130</b>	18.106	23.546	30.397	23.081	298.3									
7	<b>1'22.263</b>	18.270	23.641	19.218	21.134	294.2									
8	<b>1'21.732</b>	17.972	23.566	19.035	21.159	299.1									
9	<b>1'21.593</b>	17.972	23.557	19.122	20.942	299.1									
10	<b>1'21.695</b>	17.910	23.532	19.031	21.222	299.1									
11	<b>1'24.011</b>	17.944	25.313	19.457	21.297	298.3									
12	<b>1'21.714</b>	17.926	23.646	19.100	21.042	300.0									
13	<b>1'21.848</b>	17.941	23.697	19.229	20.981	300.0									
14	1'31.786	P	22.499	26.229	19.603	23.455	295.8								
<b>18th</b>	<b>5</b>	<b>Johann ZARCO</b> HONDA FRA													
		CASTROL Honda LCR													
		Runs=2	Total laps=14	Full laps=10	Valid laps=9										
Run #	1	Front Tyre	Slick-Hard	Rear Tyre	Slick-Soft										
		New Tyre		3 Laps at start											
1	1'44.659	19.285	25.382	21.841	21.877										
2	<b>1'23.836</b>	18.899	24.427	19.332	21.178	286.4									
3	<b>1'22.186</b>	18.229	23.570	19.186	21.201	295.0									
4	<b>1'21.835</b>	18.265	23.430	19.034	21.106	288.0									
5	1'23.648	P	18.257	23.681	19.264	22.446	293.4								
Run #	2	Front Tyre	Slick-Medium	Rear Tyre	Slick-Soft										
		5 Laps at start		5 Laps at start											
6	9'14.529	19.952	25.213	19.838	21.543										
7	<b>1'22.139</b>	18.317	23.663	19.177	20.982	295.8									
8	<b>1'21.498</b>	18.103	23.436	19.000	20.959	296.7									
9	<b>1'21.709</b>	17.995	23.552	19.187	20.975	297.5									
10	<b>1'21.824</b>	18.078	23.588	19.086	21.072	297.5									
11	<b>1'22.061</b>	18.084	23.596	19.174	21.207	297.5									
12	1'25.256	*	20.637*	24.206	19.227	21.186	292.6								
13	<b>1'22.164</b>	18.136	23.536	19.153	21.339	295.8									
14	1'40.716	P	20.553	30.478	26.625	23.060	295.8								
<b>19th</b>	<b>72</b>	<b>Marco BEZZECCHI</b> DUCATI ITA													
		Pertamina Enduro VR46 Racing Team													
		Runs=2	Total laps=14	Full laps=10	Valid laps=10										
Run #	1	Front Tyre	Slick-Soft	Rear Tyre	Slick-Soft										
		14 Laps at start		14 Laps at start											
1	1'38.594	19.930	24.912	19.964	21.587										
2	<b>1'22.781</b>	18.338	23.883	19.346	21.214	299.1									
3	1'23.863	P	18.087	23.748	19.321	22.707	299.1								
Run #	2	Front Tyre	Slick-Hard	Rear Tyre	Slick-Soft										
		New Tyre		5 Laps at start											
4	1'53.217	20.329	26.143	19.473	21.335										
5	<b>1'22.229</b>	18.255	23.724	19.207	21.043	296.7									
6	<b>1'35.130</b>	18.106	23.546	30.397	23.081	298.3									
7	<b>1'22.263</b>	18.270	23.641	19.218	21.134	294.2									
8	<b>1'21.732</b>	17.972	23.566	19.035	21.159	299.1									
9	<b>1'21.593</b>	17.972	23.557	19.122	20.942	299.1									
10	<b>1'21.695</b>	17.910	23.532	19.031	21.222	299.1									
11	<b>1'24.011</b>	17.944	25.313	19.457	21.297	298.3									
12	<b>1'21.714</b>	17.926	23.646	19.100	21.042	300.0									
13	<b>1'21.848</b>	17.941	23.697	19.229	20.981	300.0									
14	1'31.786	P	22.499	26.229	19.603	23.455	295.8								
<b>Fastest Lap:</b>		Miguel OLIVEIRA	Trackhouse Racing	POR	<b>1'20.353</b>	17.900	23.232	18.662	20.559						

These data/results cannot be reproduced, stored and/or transmitted in whole or in part by any manner of electronic, mechanical, photocopying, recording, broadcasting or otherwise now known or herein after developed without the previous express consent by the copyright owner, except for reproduction in daily press and regular printed publications on sale to the public within 60 days of the event related to those data/results and always provided that copyright symbol appears together as follows below.  
© DORNA, 2024



## Free Practice Nr. 2

MotoGP

Lap	Lap Time	T1	T2	T3	T4	Speed	Lap	Lap Time	T1	T2	T3	T4	Speed	
<b>20th</b>	<b>36</b>	<b>Joan MIR</b>				HONDA	SPA	7	<b>1'22.699</b>	18.285	23.913	19.232	21.269	295.8
		Repsol Honda Team						8	<b>1'23.349</b>	18.258	23.894	19.488	21.709	298.3
		Runs=2	Total laps=12	Full laps=8	Valid laps=7			9	1'33.225 P	21.260	28.060	20.187	23.718	289.5

Run #	1	Front Tyre	Slick-Medium	Rear Tyre	Slick-Soft	Run #	2	Front Tyre	Slick-Hard	Rear Tyre	Slick-Soft		
		5 Laps at start			New Tyre			New Tyre			14 Laps at start		
1	1'34.685	19.689	25.102	19.963	21.722	10	7'08.292	20.989	29.968	20.264	21.984		
2	<b>1'23.461</b>	18.702	24.029	19.534	21.196	284.2	11	<b>1'25.276</b>	18.530	24.304	19.490	22.952	295.0
3	<b>1'22.280</b>	18.196	23.681	19.367	21.036	295.8	12	<b>1'22.984</b>	18.267	24.041	19.319	21.357	296.7
4	<b>1'21.974</b>	18.057	23.624	19.169	21.124	296.7	13	1'22.982 *	18.339*	23.954	19.351	21.338	297.5
5	1'28.254 P	18.199	26.310	19.601	24.144	295.8	14	<b>1'23.170</b>	18.245	23.944	19.544	21.437	297.5
<b>Run #</b>	<b>2</b>	New Tyre			5 Laps at start	15	<b>1'22.867</b>	18.175	24.032	19.262	21.398	298.3	
6	10'28.405	20.874	25.189	20.158	21.502	16	<b>1'29.926</b>	20.543	25.200	19.605	24.578	296.7	
7	<b>1'23.184</b>	18.361	24.143	19.545	21.135	295.8	17	<b>1'23.020</b>	18.237	24.080	19.314	21.389	298.3
8	<b>1'22.581</b>	18.203	23.883	19.332	21.163	295.8							
9	<b>1'22.208</b>	18.138	23.747	19.242	21.081	298.3							
10	<b>1'22.260</b>	18.049	23.874	19.274	21.063	299.1							
11	1'22.389 *	18.087*	23.762	19.363	21.177	298.3							
12	1'29.196 P	19.790	25.197	20.249	23.960	281.9							

<b>21st</b>	<b>6</b>	<b>Stefan BRADL</b>				HONDA	GER
		HRC Test Team					
		Runs=2	Total laps=17	Full laps=13	Valid laps=13		

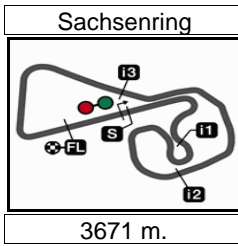
Run #	1	Front Tyre	Slick-Medium	Rear Tyre	Slick-Soft	
		New Tyre			5 Laps at start	
1	1'36.638	20.228	25.403	19.955	21.739	
2	<b>1'23.190</b>	18.658	23.962	19.296	21.274	291.1
3	<b>1'22.408</b>	18.357	23.770	19.154	21.127	290.3
4	<b>1'22.049</b>	18.191	23.812	19.123	20.923	297.5
5	<b>1'22.171</b>	18.031	23.868	19.131	21.141	297.5
6	<b>1'22.124</b>	18.172	23.812	19.109	21.031	295.8
7	<b>1'22.267</b>	18.097	23.941	19.177	21.052	298.3
8	1'29.565 P	20.289	26.790	19.731	22.755	291.8
<b>Run #</b>	<b>2</b>	New Tyre			6 Laps at start	
9	6'41.713	20.774	33.736	20.024	21.460	
10	<b>1'23.356</b>	18.730	24.189	19.368	21.069	295.8
11	<b>1'22.508</b>	18.237	23.860	19.294	21.117	297.5
12	<b>1'22.212</b>	18.166	23.891	19.152	21.003	297.5
13	<b>1'22.254</b>	18.147	23.834	19.176	21.097	298.3
14	<b>1'26.434</b>	20.470	25.561	19.303	21.100	292.6
15	<b>1'22.450</b>	18.166	23.810	19.191	21.283	298.3
16	<b>1'22.678</b>	18.153	23.974	19.367	21.184	299.1
17	1'30.230 P	20.000	25.680	19.598	24.952	291.1

<b>22nd</b>	<b>87</b>	<b>Remy GARDNER</b>				YAMAHA	AUS
		Monster Energy Yamaha MotoGP Team					
		Runs=2	Total laps=17	Full laps=14	Valid laps=13		

Run #	1	Front Tyre	Slick-Medium	Rear Tyre	Slick-Soft	
		7 Laps at start			5 Laps at start	
1	1'48.736	19.641	24.782	19.798	22.034	
2	<b>1'23.726</b>	18.620	24.084	19.359	21.663	292.6
3	<b>1'22.788</b>	18.217	23.908	19.304	21.359	297.5
4	<b>1'22.788</b>	18.257	23.883	19.287	21.361	295.8
5	<b>1'30.516</b>	18.347	28.434	19.984	23.751	296.7
6	<b>1'22.698</b>	18.226	23.869	19.267	21.336	297.5

**Fastest Lap:** Miquel OLIVEIRA Trackhouse Racing POR **1'20.353** 17.900 23.232 18.662 20.559

These data/results cannot be reproduced, stored and/or transmitted in whole or in part by any manner of electronic, mechanical, photocopying, recording, broadcasting or otherwise now known or herein after developed without the previous express consent by the copyright owner, except for reproduction in daily press and regular printed publications on sale to the public within 60 days of the event related to those data/results and always provided that copyright symbol appears together as follows below.  
© DORNA, 2024



Results and timing service provided by TISSOT

MotoGP™

LIQUI MOLY MOTORRAD GRAND PRIX DEUTSCHLAND

Free Practice Nr. 2

Combined Practice Times

**7**

	Rider	Nation	Team	MOTORCYCLE	FP1	FP2	Gap
1	88 <b>M.OLIVEIRA</b>	POR	Trackhouse Racing	APRILIA	1'21.106 20	<b>1'20.353</b> 12	
2	89 <b>J.MARTIN</b>	SPA	Prima Pramac Racing	DUCATI	<b>1'20.584</b> 15	1'20.720 6	0.231 0.231
3	93 <b>M.MARQUEZ</b>	SPA	Gresini Racing MotoGP	DUCATI	<b>1'20.734</b> 8	1'20.825 5	0.381 0.150
4	12 <b>M.VIÑALES</b>	SPA	Aprilia Racing	APRILIA	1'20.878 19	<b>1'20.758</b> 4	0.405 0.024
5	1 <b>F.BAGNAIA</b>	ITA	Ducati Lenovo Team	DUCATI	1'21.297 15	<b>1'20.804</b> 11	0.451 0.046
6	25 <b>R.FERNANDEZ</b>	SPA	Trackhouse Racing	APRILIA	1'21.410 21	<b>1'20.961</b> 3	0.608 0.157
7	23 <b>E.BASTIANINI</b>	ITA	Ducati Lenovo Team	DUCATI	1'21.211 13	<b>1'20.976</b> 4	0.623 0.015
8	21 <b>F.MORBIDELLI</b>	ITA	Prima Pramac Racing	DUCATI	1'21.645 25	<b>1'20.978</b> 6	0.625 0.002
9	73 <b>A.MARQUEZ</b>	SPA	Gresini Racing MotoGP	DUCATI	1'21.258 7	<b>1'21.051</b> 11	0.698 0.073
10	31 <b>P.ACOSTA</b>	SPA	Red Bull GASGAS Tech3	KTM	1'21.151 18	<b>1'21.124</b> 11	0.771 0.073
11	20 <b>F.QUARTARARO</b>	FRA	Monster Energy Yamaha MotoGP Team	YAMAHA	1'21.733 6	<b>1'21.141</b> 5	0.788 0.017
12	37 <b>A.FERNANDEZ</b>	SPA	Red Bull GASGAS Tech3	KTM	<b>1'21.151</b> 22	1'21.386 6	0.798 0.010
13	10 <b>L.MARINI</b>	ITA	Repsol Honda Team	HONDA	1'22.244 7	<b>1'21.272</b> 10	0.919 0.121
14	43 <b>J.MILLER</b>	AUS	Red Bull KTM Factory Racing	KTM	1'21.589 7	<b>1'21.319</b> 9	0.966 0.047
15	49 <b>F.DI GIANNANTO</b>	ITA	Pertamina Enduro VR46 Racing Team	DUCATI	1'21.740 5	<b>1'21.360</b> 8	1.007 0.041
16	33 <b>B.BINDER</b>	RSA	Red Bull KTM Factory Racing	KTM	1'21.737 7	<b>1'21.425</b> 11	1.072 0.065
17	30 <b>T.NAKAGAMI</b>	JPN	IDEMITSU Honda LCR	HONDA	1'22.127 15	<b>1'21.489</b> 14	1.136 0.064
18	5 <b>J.ZARCO</b>	FRA	CASTROL Honda LCR	HONDA	1'22.190 23	<b>1'21.498</b> 8	1.145 0.009
19	72 <b>M.BEZZECCHI</b>	ITA	Pertamina Enduro VR46 Racing Team	DUCATI	1'21.642 7	<b>1'21.593</b> 9	1.240 0.095
20	36 <b>J.MIR</b>	SPA	Repsol Honda Team	HONDA	1'22.527 17	<b>1'21.974</b> 4	1.621 0.381
21	6 <b>S.BRADL</b>	GER	HRC Test Team	HONDA	1'22.317 7	<b>1'22.049</b> 4	1.696 0.075
22	87 <b>R.GARDNER</b>	AUS	Monster Energy Yamaha MotoGP Team	YAMAHA	1'22.969 16	<b>1'22.698</b> 6	2.345 0.649

<b>Pole Position Record:</b>	2022	<b>Francesco BAGNAIA</b>	<b>1'19.931</b>	165.3 Km/h
<b>Best Race Lap:</b>	2023	<b>Johann ZARCO</b>	<b>1'21.225</b>	162.7 Km/h
<b>All Time Lap Record:</b>	2024	<b>Maverick VIÑALES</b>	<b>1'19.622</b>	165.9 Km/h

The results are provisional until the end of the limit for protest and appeals.

Time limit for protest expires 60' after publication of the results - ..... Time: .....

These data/results cannot be reproduced, stored and/or transmitted in whole or in part by any manner of electronic, mechanical, photocopying, recording, broadcasting or otherwise now known or herein after developed without the previous express consent by the copyright owner, except for reproduction in daily press and regular printed publications on sale to the public within 60 days of the event related to those data/results and always provided that copyright symbol appears together as follows below.

© DORNA, 2024


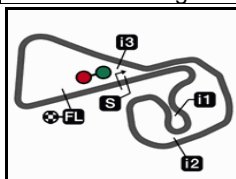
Official MotoGP Timing by TISSOT  
www.motogp.com

Sachsenring, Saturday, July 06, 2024





Sachsenring

Results and timing service provided by  TISSOT

3671 m.

## LIQUI MOLY MOTORRAD GRAND PRIX DEUTSCHLAND

## Free Practice Nr. 2

## Best Partial Times

MotoGP™

*IT* Ideal Lap Time, sum of the best partial times*BT* Best Lap Time

<i>T1</i>		<i>T2</i>		<i>T3</i>		<i>T4</i>				<i>IT</i>	<i>BT</i>					
<i>Pos</i>	<i>Rider</i>	<i>Time</i>	<i>Rider</i>	<i>Time</i>	<i>Rider</i>	<i>Time</i>	<i>Rider</i>	<i>Time</i>	<i>Pos</i>	<i>Rider</i>	<i>IT</i>	<i>BT</i>				
1F.	MORBIDELLI	17.745	M.	OLIVEIRA	23.232	M.	OLIVEIRA	18.662	M.	OLIVEIRA	20.559	1	M.OLIVEIRA	1'20.307	1'20.353	(1)
2F.	BAGNAIA	17.829	M.	MARQUEZ	23.238	M.	VIÑALES	18.753	F.	BAGNAIA	20.697	2	J.MARTIN	1'20.662	1'20.720	(2)
3P.	ACOSTA	17.829	J.	MARTIN	23.288	J.	MARTIN	18.759	M.	MARQUEZ	20.735	3	F.BAGNAIA	1'20.706	1'20.804	(4)
4F.	QUARTARARO	17.833	M.	VIÑALES	23.297	F.	BAGNAIA	18.791	P.	ACOSTA	20.768	4	M.VIÑALES	1'20.707	1'20.758	(3)
5J.	MARTIN	17.846	T.	NAKAGAMI	23.310	R.	FERNANDEZ	18.803	J.	MARTIN	20.769	5	R.FERNANDEZ	1'20.817	1'20.961	(6)
6E.	BASTIANINI	17.853	R.	FERNANDEZ	23.318	F.	DI GIANNANTO	18.834	F.	MORBIDELLI	20.774	6	F.MORBIDELLI	1'20.819	1'20.978	(8)
7M.	OLIVEIRA	17.854	F.	DI GIANNANTO	23.339	F.	MORBIDELLI	18.838	E.	BASTIANINI	20.786	7	M.MARQUEZ	1'20.825	1'20.825	(5)
8M.	VIÑALES	17.860	A.	MARQUEZ	23.351	L.	MARINI	18.855	M.	VIÑALES	20.797	8	P.ACOSTA	1'20.864	1'21.124	(10)
9J.	MILLER	17.861	P.	ACOSTA	23.368	A.	MARQUEZ	18.857	T.	NAKAGAMI	20.800	9	E.BASTIANINI	1'20.903	1'20.976	(7)
10A.	MARQUEZ	17.869	F.	BAGNAIA	23.389	E.	BASTIANINI	18.870	R.	FERNANDEZ	20.803	10	A.MARQUEZ	1'20.920	1'21.051	(9)
11R.	FERNANDEZ	17.893	E.	BASTIANINI	23.394	P.	ACOSTA	18.899	J.	MILLER	20.809	11	F.DI GIANNAN	1'21.057	1'21.360	(14)
12M.	BEZZECCHI	17.910	J.	ZARCO	23.430	M.	MARQUEZ	18.937	A.	MARQUEZ	20.843	12	F.QUARTARAR	1'21.096	1'21.141	(11)
13M.	MARQUEZ	17.915	F.	QUARTARARO	23.440	F.	QUARTARARO	18.977	F.	QUARTARARO	20.846	13	J.MILLER	1'21.132	1'21.319	(13)
14L.	MARINI	17.919	F.	MORBIDELLI	23.462	B.	BINDER	18.986	B.	BINDER	20.855	14	L.MARINI	1'21.210	1'21.272	(12)
15B.	BINDER	17.932	J.	MILLER	23.462	A.	FERNANDEZ	18.994	F.	DI GIANNANTO	20.914	15	T.NAKAGAMI	1'21.243	1'21.489	(17)
16A.	FERNANDEZ	17.959	A.	FERNANDEZ	23.483	J.	ZARCO	19.000	A.	FERNANDEZ	20.920	16	A.FERNANDEZ	1'21.356	1'21.386	(15)
17F.	DI GIANNANTO	17.970	L.	MARINI	23.504	J.	MILLER	19.000	S.	BRADL	20.923	17	J.ZARCO	1'21.384	1'21.498	(18)
18J.	ZARCO	17.995	M.	BEZZECCHI	23.532	T.	NAKAGAMI	19.003	L.	MARINI	20.932	18	B.BINDER	1'21.392	1'21.425	(16)
19S.	BRADL	18.031	B.	BINDER	23.619	M.	BEZZECCHI	19.031	M.	BEZZECCHI	20.942	19	M.BEZZECCHI	1'21.415	1'21.593	(19)
20J.	MIR	18.049	J.	MIR	23.624	S.	BRADL	19.109	J.	ZARCO	20.959	20	S.BRADL	1'21.833	1'22.049	(21)
21T.	NAKAGAMI	18.130	S.	BRADL	23.770	J.	MIR	19.169	J.	MIR	21.036	21	J.MIR	1'21.878	1'21.974	(20)
22R.	GARDNER	18.175	R.	GARDNER	23.869	R.	GARDNER	19.232	R.	GARDNER	21.269	22	R.GARDNER	1'22.545	1'22.698	(22)


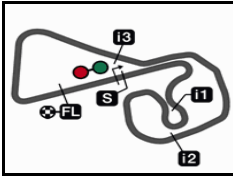
These data/results cannot be reproduced, stored and/or transmitted in whole or in part by any manner of electronic, mechanical, photocopying, recording, broadcasting or otherwise now known or herein after developed without the previous express consent by the copyright owner, except for reproduction in daily press and regular printed publications on sale to the public within 60 days of the event related to those data/results and always provided that copyright symbol appears together as follows below.

© DORNA, 2024

Official MotoGP Timing by TISSOT  
www.motogp.com




Sachsenring

Results and timing service provided by **MotoGP™**

3671 m.

**LIQUI MOLY MOTORRAD GRAND PRIX DEUTSCHLAND****Free Practice Nr. 2****Fastest Laps Sequence**

<i>Practice Time</i>	 <i>Rider</i>	<i>Nation</i>	<i>Motorcycle</i>	<i>Time</i>	<i>Km/h</i>	<i>Rider's Lap</i>
<b>2'54.193</b>	21 <b>Franco MORBIDELLI</b>	ITA	DUCATI	<b>1'22.275</b>	160.6	2
<b>3'01.984</b>	43 <b>Jack MILLER</b>	AUS	KTM	<b>1'22.150</b>	160.8	2
<b>3'30.963</b>	89 <b>Jorge MARTIN</b>	SPA	DUCATI	<b>1'21.770</b>	161.6	2
<b>3'32.836</b>	25 <b>Raul FERNANDEZ</b>	SPA	APRILIA	<b>1'21.504</b>	162.1	2
<b>4'25.937</b>	12 <b>Maverick VIÑALES</b>	SPA	APRILIA	<b>1'21.048</b>	163.0	3
<b>4'53.797</b>	25 <b>Raul FERNANDEZ</b>	SPA	APRILIA	<b>1'20.961</b>	163.2	3
<b>5'46.695</b>	12 <b>Maverick VIÑALES</b>	SPA	APRILIA	<b>1'20.758</b>	163.6	4
<b>9'02.582</b>	89 <b>Jorge MARTIN</b>	SPA	DUCATI	<b>1'20.720</b>	163.7	6
<b>22'01.108</b>	88 <b>Miguel OLIVEIRA</b>	POR	APRILIA	<b>1'20.353</b>	164.4	12

These data/results cannot be reproduced, stored and/or transmitted in whole or in part by any manner of electronic, mechanical, photocopying, recording, broadcasting or otherwise now known or herein after developed without the previous express consent by the copyright owner, except for reproduction in daily press and regular printed publications on sale to the public within 60 days of the event related to those data/results and always provided that copyright symbol appears together as follows below.

© DORNA, 2024

Official MotoGP Timing by TISSOT  
www.motogp.com



**Sachsenring, Saturday, July 06, 2024**