


5900 m.

## MONSTER ENERGY BRITISH GRAND PRIX

## Practice Nr. 1

## Classification

6

	Rider	Nation	Team	Motorcycle	Time	Lap	Total	Gap	Top Speed
1	95 Collin VEIJER	NED	Liqui Moly Husqvarna Intact GP	HUSQVARNA	<b>2'09.565</b>	10	10		<b>228.3</b>
2	48 Ivan ORTOLA	SPA	MT Helmets - MSI	KTM	<b>2'09.952</b>	9	11	0.387 0.387	<b>230.2</b>
3	12 Jacob ROULSTONE	AUS	Red Bull GASGAS Tech3	GASGAS	<b>2'10.038</b>	10	13	0.473 0.086	<b>230.7</b>
4	19 Scott OGDEN	GBR	Fibre Tec Honda - MLav Racing	HONDA	<b>2'10.040</b>	8	10	0.475 0.002	<b>231.2</b>
5	82 Stefano NEPA	ITA	LEVELUP - MTA	KTM	<b>2'10.100</b>	11	11	0.535 0.060	<b>229.7</b>
6	80 David ALONSO	COL	CFMOTO Valresa Aspar Team	CFMOTO	<b>2'10.162</b>	11	13	0.597 0.062	<b>227.8</b>
7	24 Tatsuki SUZUKI	JPN	Liqui Moly Husqvarna Intact GP	HUSQVARNA	<b>2'10.184</b>	10	12	0.619 0.022	<b>231.7</b>
8	6 Ryusei YAMANAKA	JPN	MT Helmets - MSI	KTM	<b>2'10.333</b>	10	11	0.768 0.149	<b>229.2</b>
9	99 Jose Antonio RUEDA	SPA	Red Bull KTM Ajo	KTM	<b>2'10.379</b>	12	13	0.814 0.046	<b>227.8</b>
10	54 Riccardo ROSSI	ITA	CIP Green Power	KTM	<b>2'10.462</b>	12	12	0.897 0.083	<b>230.7</b>
11	10 Nicola CARRARO	ITA	LEVELUP - MTA	KTM	<b>2'10.486</b>	9	11	0.921 0.024	<b>231.2</b>
12	18 Matteo BERTELLE	ITA	Kopron Rivacold Snipers Team	HONDA	<b>2'10.532</b>	9	11	0.967 0.046	<b>230.2</b>
13	66 Joel KELSO	AUS	BOE Motorsports	KTM	<b>2'10.600</b>	12	14	1.035 0.068	<b>230.7</b>
14	96 Daniel HOLGADO	SPA	Red Bull GASGAS Tech3	GASGAS	<b>2'10.651</b>	11	13	1.086 0.051	<b>223.6</b>
15	36 Angel PIQUERAS	SPA	Leopard Racing	HONDA	<b>2'10.778</b>	13	13	1.213 0.127	<b>229.7</b>
16	31 Adrian FERNANDEZ	SPA	Leopard Racing	HONDA	<b>2'10.782</b>	2	14	1.217 0.004	<b>229.7</b>
17	78 Joel ESTEBAN	SPA	CFMOTO Valresa Aspar Team	CFMOTO	<b>2'10.934</b>	10	11	1.369 0.152	<b>230.7</b>
18	64 David MUÑOZ	SPA	BOE Motorsports	KTM	<b>2'11.001</b>	4	12	1.436 0.067	<b>228.3</b>
19	22 David ALMANSA	SPA	Kopron Rivacold Snipers Team	HONDA	<b>2'11.009</b>	9	11	1.444 0.008	<b>231.2</b>
20	21 Vicente PEREZ	SPA	Fibre Tec Honda - MLav Racing	HONDA	<b>2'11.074</b>	9	11	1.509 0.065	<b>226.8</b>
21	7 Filippo FARIOLI	ITA	SIC58 Squadra Corse	HONDA	<b>2'11.654</b>	13	13	2.089 0.580	<b>228.3</b>
22	85 Xabi ZURUTUZA	SPA	Red Bull KTM Ajo	KTM	<b>2'11.902</b>	13	13	2.337 0.248	<b>231.2</b>
23	55 Noah DETTWILER	SWI	CIP Green Power	KTM	<b>2'13.111</b>	3	10	3.546 1.209	<b>225.9</b>
24	5 Tatchakorn BUASRI	THA	Honda Team Asia	HONDA	<b>2'13.261</b>	5	7	3.696 0.150	<b>225.4</b>
25	57 Danial SHAHRIL	MAL	SIC58 Squadra Corse	HONDA	<b>2'13.688</b>	14	14	4.123 0.427	<b>224.5</b>

Practice condition: Dry

Air: 24°

Humidity: 58%

Ground: 40°

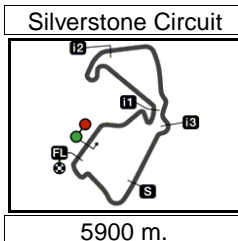
<b>Fastest Lap:</b>	Lap: 10	<b>Collin VEIJER</b>	<b>2'09.565</b>	163.9 Km/h
<b>Best Race Lap:</b>	2022	<b>Deniz ÖNCÜ</b>	<b>2'11.011</b>	162.1 Km/h
<b>All-Time Lap Record:</b>	2024	<b>Collin VEIJER</b>	<b>2'09.565</b>	163.9 Km/h

The results are provisional until the end of the limit for protest and appeals.

Time limit for protest expires 60' after publication of the results - ..... Time: .....

These data/results cannot be reproduced, stored and/or transmitted in whole or in part by any manner of electronic, mechanical, photocopying, recording, broadcasting or otherwise now known or herein after developed without the previous express consent by the copyright owner, except for reproduction in daily press and regular printed publications on sale to the public within 60 days of the event related to those data/results and always provided that copyright symbol appears together as follows below.

© DORNA, 2024



## MONSTER ENERGY BRITISH GRAND PRIX

## Practice Nr. 1

## Top Speed &amp; Average

8



Rider	Nation	Motorcycle	Top 5 speeds					Average	Top
24 Tatsuki SUZUKI	JPN	HUSQVARNA	231.7	231.2	231.2	229.7	228.8	230.5	231.7
10 Nicola CARRARO	ITA	KTM	231.2	228.8	227.8	227.8	224.5	228.0	231.2
19 Scott OGDEN	GBR	HONDA	231.2	228.8	228.3	226.4	225.9	228.1	231.2
22 David ALMANSA	SPA	HONDA	231.2	229.7	227.8	227.8	227.3	228.8	231.2
85 Xabi ZURUTUZA	SPA	KTM	231.2	230.7	229.7	227.8	227.3	229.0	231.2
12 Jacob ROULSTONE	AUS	GASGAS	230.7	229.7	227.8	227.3	226.8	228.2	230.7
54 Riccardo ROSSI	ITA	KTM	230.7	228.8	228.3	225.9	225.4	227.8	230.7
66 Joel KELSO	AUS	KTM	230.7	229.7	228.3	227.3	226.8	228.3	230.7
78 Joel ESTEBAN	SPA	CFMOTO	230.7	230.2	228.3	227.8	227.3	228.9	230.7
18 Matteo BERTELLE	ITA	HONDA	230.2	228.3	226.8	226.4	226.4	227.6	230.2
48 Ivan ORTOLA	SPA	KTM	230.2	229.7	225.4	224.5	224.0	226.8	230.2
31 Adrian FERNANDEZ	SPA	HONDA	229.7	229.7	226.8	225.0	224.5	227.1	229.7
36 Angel PIQUERAS	SPA	HONDA	229.7	228.3	227.3	226.4	226.4	227.6	229.7
82 Stefano NEPA	ITA	KTM	229.7	226.8	226.4	225.9	225.4	226.8	229.7
6 Ryusei YAMANAKA	JPN	KTM	229.2	225.9	224.5	224.0	223.6	225.1	229.2
7 Filippo FARIOLI	ITA	HONDA	228.3	227.3	226.4	225.4	225.4	226.4	228.3
64 David MUÑOZ	SPA	KTM	228.3	227.8	227.3	227.3	227.3	227.6	228.3
95 Collin VEIJER	NED	HUSQVARNA	228.3	227.8	226.8	226.8	226.8	227.3	228.3
80 David ALONSO	COL	CFMOTO	227.8	227.3	226.8	226.4	225.9	226.6	227.8
99 Jose Antonio RUEDA	SPA	KTM	227.8	226.4	225.4	225.4	225.0	225.8	227.8
21 Vicente PEREZ	SPA	HONDA	226.8	225.9	225.4	225.4	222.6	225.2	226.8
55 Noah DETTWILER	SWI	KTM	225.9	225.4	224.5	223.1	223.1	224.4	225.9
5 Tatchakorn BUASRI	THA	HONDA	225.4	223.6	223.1	222.6	222.2	223.4	225.4
57 Danial SHAHRIL	MAL	HONDA	224.5	224.0	223.6	223.6	222.6	223.7	224.5
96 Daniel HOLGADO	SPA	GASGAS	223.6	223.6	223.1	223.1	223.1	223.3	223.6

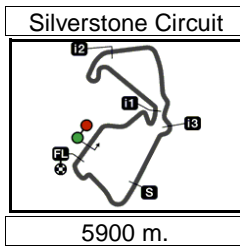
These data/results cannot be reproduced, stored and/or transmitted in whole or in part by any manner of electronic, mechanical, photocopying, recording, broadcasting or otherwise now known or herein after developed without the previous express consent by the copyright owner, except for reproduction in daily press and regular printed publications on sale to the public within 60 days of the event related to those data/results and always provided that copyright symbol appears together as follows below.

© DORNA, 2024

Official MotoGP Timing by TISSOT  
www.motogp.com



Silverstone, Friday, August 02, 2024



Results and timing service provided by **TISSOT**

**Moto3™**

**MONSTER ENERGY BRITISH GRAND PRIX**  
**Practice Nr. 1**  
**Chronological Analysis of Performances**

**9**

\* Lap / Sector time cancelled      T1 Time from finish line to 1st intermediate      T3 Time from 2nd intermed. to 3rd intermed.  
P Crossing the finish line in pit lane      T2 Time from 1st intermed. to 2nd intermed.      T4 Time from 3rd intermediate to finish line

Lap	Lap Time	T1	T2	T3	T4	Speed	Lap	Lap Time	T1	T2	T3	T4	Speed
<b>1st 95 Collin VEIJER</b> Liqui Moly Husqvarna      NED							Runs=2    Total laps=10    Full laps=7    Valid laps=6						
1	5'44.542	30.342	34.694	26.047	43.025	224.5	1	2'31.082	29.453	34.991	26.459	43.561	222.2
2	<b>2'10.831</b>	29.391	33.436	25.596	42.408	226.8	2	<b>2'12.449</b>	29.626	33.775	26.027	43.021	228.3
3	<b>2'10.056</b>	29.033	33.323	25.406	42.294	225.9	3	<b>2'12.624</b>	29.503	33.934	25.968	43.219	228.8
4	<b>2'10.060</b>	29.053	33.240	25.299	42.468	226.4	4	<b>2'18.818</b>	35.361	34.214	25.887	43.356	225.9
5	2'10.458 *	29.149	33.296	<b>25.294</b>	42.719*	226.8	5	<b>2'12.696</b>	29.621	33.973	25.912	43.190	222.6
6	<b>2'10.445</b>	29.143	33.303	25.502	42.497	226.4	6	2'25.447 P	29.631	33.981	25.809	<b>56.026</b>	222.2
7	<b>2'10.504</b>	29.279	33.222	25.434	42.569	<b>228.3</b>	7	16'09.021	31.183	34.484	26.580	42.826	225.0
8	2'15.639 P	29.607	33.664*	26.216*	46.152	227.8	8	<b>2'10.040</b>	<b>29.133</b>	<b>33.180</b>	<b>25.481</b>	<b>42.246</b>	<b>231.2</b>
9	7'28.950	28.182	37.903	26.805	43.106	223.6	9	<b>2'12.377</b>	29.195	33.187	26.614	43.381	219.0
10	<b>2'09.565</b>	28.936	<b>33.030</b>	25.384	<b>42.215</b>	226.8	10	<b>2'11.605</b>	29.543	33.984	25.583	42.495	226.4
unfinished		<b>28.893</b>											
<b>2nd 48 Ivan ORTOLA</b> MT Helmets - MSI      SPA							Runs=2    Total laps=11    Full laps=8    Valid laps=8						
1	5'28.171	29.223	34.206	26.085	42.963	224.0	1	4'46.747	31.073	34.258	26.075	42.985	226.4
2	<b>2'11.898</b>	29.565	33.757	25.804	42.772	225.4	2	<b>2'10.974</b>	29.120	33.363	25.719	42.772	225.9
3	<b>2'11.411</b>	29.330	33.604	25.684	42.793	222.6	3	<b>2'11.199</b>	29.362	33.386	25.663	42.788	223.6
4	<b>2'11.989</b>	29.459	33.714	25.736	43.080	223.1	4	<b>2'11.491</b>	29.339	33.587	25.738	42.827	223.1
5	<b>2'12.095</b>	29.529	33.834	25.894	42.838	223.6	5	<b>2'11.244</b>	29.233	33.604	25.579	42.828	223.1
6	<b>2'11.956</b>	29.554	33.718	25.927	42.757	223.6	6	<b>2'11.143</b>	29.275	33.438	25.716	42.714	223.6
7	2'23.252 P	29.441	33.616	26.434	53.761	216.4	7	2'24.947 P	30.216	35.497*	26.827	<b>52.407</b>	222.6
8	10'57.807	28.673	33.796	26.113	43.958	221.3	8	10'46.796 *	36.615	35.872	26.160	42.566*	<b>229.7</b>
9	<b>2'09.952</b>	<b>29.188</b>	<b>33.176</b>	<b>25.381</b>	<b>42.207</b>	229.7	9	<b>2'10.488</b>	29.103	33.418	<b>25.400</b>	42.567	226.8
10	<b>2'11.740</b>	29.313	33.520	25.549	43.358	224.5	10	2'25.136 *	31.216	39.765*	28.233	45.922*	174.1
11	<b>2'10.681</b>	29.296	33.310	25.572	42.503	<b>230.2</b>	11	<b>2'10.100</b>	<b>28.970</b>	<b>33.107</b>	25.460	<b>42.563</b>	225.4
<b>3rd 12 Jacob ROULSTONE</b> Red Bull GASGAS Te      AUS							Runs=2    Total laps=13    Full laps=10    Valid laps=7						
1	2'57.882 *	29.724	34.842	26.825	42.867*	227.3	1	2'19.376	28.821	34.024	25.884	42.979	225.9
2	<b>2'12.667</b>	29.677	33.901	25.796	43.293	225.4	2	<b>2'11.343</b>	29.285	33.596	25.651	42.811	227.3
3	<b>2'12.328</b>	29.466	33.800	26.053	43.009	225.0	3	<b>2'11.132</b>	29.202	33.307	25.728	42.895	226.8
4	<b>2'11.526</b>	29.276	33.746	25.793	42.711	225.4	4	<b>2'10.919</b>	29.312	33.419	25.440	42.748	226.4
5	2'14.207 *	29.578	34.597*	26.522*	43.510	226.4	5	<b>2'11.112</b>	29.133	33.421	25.602	42.956	225.9
6	<b>2'11.307</b>	29.338	33.685	25.593	42.691	226.8	6	<b>2'10.809</b>	29.120	33.324	25.501	42.864	223.6
7	<b>2'10.861</b>	29.251	<b>33.527</b>	25.508	42.575	<b>230.7</b>	7	<b>2'10.625</b>	29.217	33.439	25.436	42.533	225.0
8	2'18.279 P	32.967	34.624	26.608*	44.080	226.4	8	3'06.365 *	29.024	1'24.669	29.157*	43.515	225.0
9	7'48.612	27.375	34.545	28.078	43.093	219.9	9	2'12.629 P	29.258	33.238	25.543	44.590	<b>227.8</b>
10	<b>2'10.038</b>	<b>28.850</b>	33.535	<b>25.441</b>	<b>42.212</b>	227.8	10	9'17.240	29.800	34.178	26.046	42.729	225.4
11	<b>2'14.730</b>	29.217	35.400	27.092	43.021	226.8	11	<b>2'10.162</b>	29.075	<b>33.225</b>	<b>25.363</b>	<b>42.499</b>	225.9
12	2'11.146 *	29.179	33.635	25.568	42.764*	224.5	12	2'12.423 *	29.052	33.339	27.330	42.702*	224.0
13	2'12.429 *	29.72*	34.100	25.843	42.764	229.7	13	<b>2'10.201</b>	<b>28.909</b>	33.277	25.470	42.545	225.0
<b>4th 19 Scott OGDEN</b> Fibre Tec Honda - ML      GBR							Runs=2    Total laps=10    Full laps=7    Valid laps=7						
1	2'52.198 *	27.536	34.227	26.391	42.874*	226.8	1	2'52.198 *	27.536	34.227	26.391	42.874*	226.8
2	<b>2'10.714</b>	29.304	33.435	25.500	42.475	<b>231.7</b>	2	<b>2'10.714</b>	29.304	33.435	25.500	42.475	<b>231.7</b>
3	<b>2'11.161</b>	29.199	33.449	25.757	42.756	228.8	3	<b>2'11.161</b>	29.199	33.449	25.757	42.756	228.8

**Fastest Lap:** Collin VEIJER      Liqui Moly Husqvarna      NED      **2'09.565**      28.936      33.030      25.384      42.215

These data/results cannot be reproduced, stored and/or transmitted in whole or in part by any manner of electronic, mechanical, photocopying, recording, broadcasting or otherwise now known or herein after developed without the previous express consent by the copyright owner, except for reproduction in daily press and regular printed publications on sale to the public within 60 days of the event related to those data/results and always provided that copyright symbol appears together as follows below.  
© DORNA, 2024



## Practice Nr. 1

## Moto3

Lap	Lap Time	T1	T2	T3	T4	Speed	Lap	Lap Time	T1	T2	T3	T4	Speed
4	<b>2'11.043</b>	29.329	33.317	25.792	42.605	228.3	<b>11th</b>	<b>10</b>	<b>Nicola CARRARO</b>	LEVELUP - MTA	ITA		
5	2'15.383 *	29.174	36.992*	27.080	42.137*	231.2			Runs=3	Total laps=11	Full laps=6	Valid laps=4	
6	<b>2'10.830</b>	29.237	33.418	25.613	42.562	231.2	1	2'20.614	29.900	34.762	26.083	43.459	224.5
7	<b>2'11.002</b>	29.316	33.532	25.608	42.546	229.7	2	<b>2'11.908</b>	29.502	33.812	25.656	42.938	227.8
8	2'23.354 P	30.812	34.956*	27.711	49.875	219.5	3	2'11.626 *	29.250	33.576	25.734	43.066*	231.2
9	11'36.136	28.776	33.945	26.111	42.746	225.4	4	2'23.804 P	29.589	34.018	25.821	54.376	223.1
10	<b>2'10.184</b>	29.074	33.218	<b>25.468</b>	<b>42.424</b>	227.8	5	5'54.854	29.961	34.619	26.414	43.446	222.6
11	2'13.280 *	29.034	<b>33.213</b>	27.736*	43.297*	203.3	6	2'13.364 *	29.714	34.191	26.074*	43.385	222.6
12	<b>2'10.572</b>	<b>28.920</b>	33.434	25.613	42.605	225.9	7	2'21.303 P	29.541	34.189	26.002	51.571	222.6
<b>8th</b>	<b>6</b>	<b>Ryusei YAMANAKA</b>	MT Helmets - MSI	JPN			8	8'51.795 *	27.286	35.282	25.894	42.888*	223.6
		Runs=2	Total laps=11	Full laps=8	Valid laps=7		9	<b>2'10.486</b>	<b>28.907</b>	<b>33.338</b>	25.621	<b>42.620</b>	227.8
1	5'32.444	29.034	34.239	25.932	43.323	223.1	10	<b>2'15.315</b>	29.382	33.570	25.727	46.636	219.5
2	<b>2'12.450</b>	29.846	33.723	25.848	43.033	225.9	11	<b>2'10.994</b>	29.038	33.709	<b>25.577</b>	42.670	228.8
3	<b>2'11.868</b>	29.598	33.693	25.705	42.872	224.5	<b>12th</b>	<b>18</b>	<b>Matteo BERTELLE</b>	Kopron Rivacold Snip	ITA		
4	<b>2'12.050</b>	29.548	33.700	25.871	42.931	224.0			Runs=2	Total laps=11	Full laps=8	Valid laps=6	
5	<b>2'12.603</b>	29.426	33.588	26.409	43.180	223.1	1	2'47.533	30.913	37.867	28.825	44.442	222.6
6	<b>2'12.426</b>	29.519	33.732	26.078	43.097	223.6	2	<b>2'12.962</b>	30.030	33.753	26.065	43.114	225.4
7	2'15.686 P	29.646	33.731	25.831	46.478	222.2	3	<b>2'12.641</b>	29.710	33.683	26.311	42.937	226.8
8	10'57.653 *	28.298	33.853*	26.122	43.180	221.3	4	<b>2'12.425</b>	29.463	33.547	26.524	42.891	<b>230.2</b>
9	<b>2'11.982</b>	<b>29.099</b>	33.495	25.794	43.594	203.7	5	2'13.221 *	29.445	33.872*	26.852	43.052	226.4
10	<b>2'10.333</b>	29.129	<b>33.376</b>	<b>25.478</b>	<b>42.350</b>	<b>229.2</b>	6	<b>2'11.404</b>	29.267	33.522	25.732	42.883	225.0
11	2'11.347 *	29.357	33.532*	25.682	42.776	223.6	7	2'24.330 P	32.422	35.886	26.208	49.814	213.8
<b>9th</b>	<b>99</b>	<b>Jose Antonio RUED</b>	Red Bull KTM Ajo	SPA			8	12'40.453	31.491	36.417	26.324	43.280	226.4
		Runs=2	Total laps=13	Full laps=10	Valid laps=9		9	<b>2'10.532</b>	<b>29.157</b>	<b>33.322</b>	<b>25.526</b>	<b>42.527</b>	228.3
1	3'24.693	29.907	34.354	26.482	43.346	224.5	10	2'16.526 *	31.386	34.823*	26.772	43.545	222.2
2	<b>2'12.257</b>	29.571	33.685	26.041	42.960	225.0	11	<b>2'13.021</b>	29.874	33.739	26.125	43.283	222.2
3	<b>2'12.030</b>	29.623	33.560	26.008	42.839	226.4	<b>13th</b>	<b>66</b>	<b>Joel KELSO</b>	BOE Motorsports	AUS		
4	<b>2'11.453</b>	29.283	33.628	25.742	42.800	224.5			Runs=2	Total laps=14	Full laps=11	Valid laps=8	
5	<b>2'11.681</b>	29.391	33.653	25.811	42.826	224.5	1	2'49.683	30.450	34.525	26.783	44.968	195.6
6	<b>2'11.493</b>	29.349	33.585	25.771	42.788	225.0	2	<b>2'11.782</b>	29.285	33.527	25.672	43.298	<b>230.7</b>
7	2'11.668 *	29.334	33.683	25.875	42.776*	225.4	3	<b>2'15.027</b>	31.622	33.710	26.282	43.413	226.8
8	<b>2'11.166</b>	29.322	33.545	25.660	42.639	<b>227.8</b>	4	<b>2'11.070</b>	29.397	33.375	25.706	<b>42.592</b>	229.7
9	2'21.953 P	29.698	33.695	26.010	52.550	223.6	5	2'11.829 *	29.365	33.675*	25.867	42.922	226.8
10	9'23.353	31.275	33.695	26.009	42.628	224.5	6	<b>2'10.923</b>	29.230	33.502	<b>25.499</b>	42.692	228.3
11	<b>2'10.556</b>	29.094	<b>33.341</b>	25.701	42.420	224.5	7	<b>2'19.123</b>	34.511	34.643	26.183	43.786	226.4
12	<b>2'10.379</b>	28.957	33.395	<b>25.630</b>	<b>42.397</b>	225.4	8	2'13.234 *	29.698	34.189*	25.959	43.388	220.4
13	<b>2'10.571</b>	<b>28.908</b>	33.398	25.815	42.450	224.5	9	<b>2'11.930</b>	29.539	33.677	25.785	42.929	227.3
<b>10th</b>	<b>54</b>	<b>Riccardo ROSSI</b>	CIP Green Power	ITA			10	2'25.888 P	36.726	36.261	26.568	46.333	217.3
		Runs=2	Total laps=12	Full laps=9	Valid laps=5		11	5'58.905 *	28.607	33.644	25.798	42.348*	225.9
1	2'50.649	29.226	34.547	26.671	46.721	183.6	12	<b>2'10.600</b>	<b>29.083</b>	<b>33.286</b>	25.573	42.658	223.6
2	2'12.163 *	29.654	34.054*	25.808	42.647*	228.8	13	2'19.182 *	29.373	34.929*	28.341*	46.539	176.1
3	<b>2'11.847</b>	29.526	33.305	26.142	42.874	228.3	14	<b>2'14.213</b>	29.200			43.611	222.2
4	2'13.375 *	29.579	34.559	25.985	43.252*	219.5	<b>14th</b>	<b>96</b>	<b>Daniel HOLGADO</b>	Red Bull GASGAS Te	SPA		
5	2'13.286 *	29.399	33.655*	26.688	43.544*	225.0			Runs=2	Total laps=13	Full laps=10	Valid laps=8	
6	<b>2'12.095</b>	29.417	33.649	25.857	43.172	223.6	1	2'47.120	30.170	34.481	26.723	43.938	220.8
7	2'18.491 *	32.148	34.304	26.498	45.541*	224.5	2	<b>2'12.135</b>	29.589	33.716	25.736	43.094	223.1
8	2'16.035 P	29.573	33.784*	25.922	46.756	225.9	3	2'12.312 *	29.403	33.723*	25.935	43.251*	220.4
9	11'20.897 *	30.950	33.719*	26.174	43.874	218.1	4	<b>2'13.247</b>	29.458	33.688	26.761	43.340	<b>223.6</b>
10	<b>2'10.938</b>	29.347	33.359	25.717	42.515	224.0	5	2'13.526 *	29.361	35.152*	26.033	42.980	223.1
11	<b>2'10.817</b>	29.200	33.447	25.617	42.553	225.4	6	<b>2'11.395</b>	29.379	33.588	25.631	42.797	223.6
12	<b>2'10.462</b>	<b>29.150</b>	<b>33.266</b>	<b>25.566</b>	<b>42.480</b>	<b>230.7</b>	7	<b>2'11.711</b>	29.480	33.537	25.784	42.910	223.1
							8	2'28.427 P	29.690	35.701*	26.732	56.304	215.5
							9	7'46.919 *	29.057	35.210*	26.832	42.981	218.1

**Fastest Lap:** Collin VEIJER      Liqui Moly Husqvarna      NED      **2'09.565**      28.936      33.030      25.384      42.215

These data/results cannot be reproduced, stored and/or transmitted in whole or in part by any manner of electronic, mechanical, photocopying, recording, broadcasting or otherwise now known or herein after developed without the previous express consent by the copyright owner, except for reproduction in daily press and regular printed publications on sale to the public within 60 days of the event related to those data/results and always provided that copyright symbol appears together as follows below.  
© DORNA, 2024



## Practice Nr. 1

## Moto3

Lap	Lap Time	T1	T2	T3	T4	Speed	Lap	Lap Time	T1	T2	T3	T4	Speed
10	2'12.091	29.078	33.407	25.743	43.863	210.1	3	2'15.945 *	29.355	33.756	26.296	46.538*	204.9
11	2'10.651	29.003	33.399	25.552	42.697	221.3	4	2'11.001	29.271	33.379	25.657	42.694	227.8
12	2'15.119	28.970	33.378	27.810	44.961	210.1	5	2'13.768 *	29.295	35.235*	26.809	42.429*	227.3
13	2'11.149	29.065	33.559	25.667	42.858	222.6	6	2'11.144	29.211	33.440	25.654	42.839	227.3
<b>15th 36 Angel PIQUERAS</b> Leopard Racing SPA							<b>19th 22 David ALMANSA</b> Kopron Rivacold Snip SPA						
Runs=4 Total laps=13 Full laps=7 Valid laps=5							Runs=2 Total laps=11 Full laps=8 Valid laps=6						
1	2'50.184 *	30.132	34.425	29.131*	44.430	198.5	1	2'48.692	31.916	37.857	29.624	45.345	224.0
2	2'11.214	29.234	33.359	25.662	42.959	228.3	2	2'13.260	29.917	34.079	26.137	43.127	227.8
3	2'11.288	29.611	33.328	25.660	42.689	226.4	3	2'13.025	29.794	33.689	26.546	42.996	231.2
4	2'11.224	29.098	33.552	25.756	42.818	225.0	4	2'12.364	29.475	33.786	26.043	43.060	227.8
5	2'18.191 *	33.832	34.102*	27.195	43.062	227.3	5	2'12.621 *	29.718	33.826*	26.048	43.029	225.4
6	2'12.235	29.253	33.519	25.765	43.698	229.7	6	2'13.677	30.090	33.903	26.163	43.521	221.7
7	2'17.691 P	29.604	34.231	26.242	47.614	218.1	7	2'18.767 P	30.084	34.180	26.293	48.210	210.5
8	4'23.594 *	29.862	34.160	25.798	42.382*	226.4	8	12'42.249	33.757	34.837	26.139	43.227	223.6
9	2'16.192 P	29.562	33.840	26.272	46.518	216.0	9	2'11.009	29.257	33.465	25.808	42.479	229.7
10	6'07.057 P	31.981	35.283	26.815	50.607	219.5	10	2'19.310 *	29.398	39.586*	27.373	42.953*	227.3
11	2'39.774	33.401	34.071	26.134	43.030	224.0	11	2'11.672	29.402	33.666	25.865	42.739	226.8
12	2'11.646 *	29.408	33.712*	25.795	42.731	224.5	<b>20th 21 Vicente PEREZ</b> Fibre Tec Honda - ML SPA						
13	2'10.778	29.079	33.501	25.659	42.539	225.0	Runs=2 Total laps=11 Full laps=8 Valid laps=3						
<b>16th 31 Adrian FERNANDEZ</b> Leopard Racing SPA							<b>21st 7 Filippo FARIOLI</b> SIC58 Squadra Corse ITA						
Runs=2 Total laps=14 Full laps=11 Valid laps=8							Runs=3 Total laps=13 Full laps=8 Valid laps=5						
1	2'51.220	31.349	34.153	25.962	44.613	210.5	1	2'20.856 *	29.700	34.176	26.234	43.403*	225.4
2	2'10.782	29.325	33.382	25.602	42.473	229.7	2	2'12.441	29.683	33.614	25.937	43.207	227.3
3	2'12.208	29.419	33.726	26.036	43.027	226.8	3	2'13.941 *	29.605	33.641	27.842	42.853*	225.4
4	2'11.098	29.384	33.334	25.680	42.700	229.7	4	2'14.284 P	29.908	34.254	26.458	43.664	222.2
5	2'12.174	29.295	33.724	26.001	43.154	224.0	5	5'00.738 *	30.059	33.849	26.504	42.821*	225.4
6	2'11.976	29.564	33.664	25.725	43.023	222.6	6	2'15.028	29.745	35.764	26.191	43.328	222.2
7	2'11.898	29.443	33.700	25.756	42.999	223.1	7	2'12.917	29.675	33.948	26.001	43.293	223.6
8	2'12.205 *	29.468	33.800*	25.721	43.216	223.6	8	2'12.688 *	30.117	33.740	26.241	42.590*	228.3
9	2'11.859 *	29.519	33.752*	25.828	42.760	225.0	9	2'19.670 P	29.639	33.876	26.472	49.683	223.1
10	2'24.181 P	29.493	33.733	25.809	55.146	223.1	10	5'59.648 *	29.627	33.951	26.233	42.749*	224.5
11	6'03.960 *	34.426	34.809	26.063	42.477*	222.6	11	2'12.646	29.554	33.707	26.086	43.299	222.6
12	2'11.318	29.372	33.539	25.672	42.735	222.2	12	2'14.773 *	29.332	33.536*	25.996	45.909*	178.5
13	2'18.696 *	29.153	41.127*	25.902*	42.514*	223.6	13	2'11.654	29.367	33.446	25.843	42.998	226.4
14	2'11.240	29.338	33.514	25.597	42.791	224.5	<b>17th 78 Joel ESTEBAN</b> CFMOTO Valresa Asp SPA						
Runs=2 Total laps=11 Full laps=8 Valid laps=8							Runs=3 Total laps=12 Full laps=7 Valid laps=4						
1	2'19.643	28.432	34.086	25.933	42.990	227.8	<b>18th 64 David MUÑOZ</b> BOE Motorsports SPA						
2	2'12.243	29.799	33.602	25.963	42.879	228.3	Runs=3 Total laps=12 Full laps=7 Valid laps=4						
3	2'12.150	29.530	33.629	25.892	43.099	227.3	1	2'48.072	32.541	38.100	29.179	45.281	216.0
4	2'13.670	29.900	34.139	26.089	43.542	226.8	2	2'11.479	29.370	33.438	25.764	42.907	226.8
5	2'12.992	29.822	34.014	26.115	43.041	224.0	<b>Fastest Lap:</b> Collin VEIJER Liqui Moly Husqvarna NED 2'09.565 28.936 33.030 25.384 42.215						
6	2'13.263	29.781	34.160	25.971	43.351	223.1	These data/results cannot be reproduced, stored and/or transmitted in whole or in part by any manner of electronic, mechanical, photocopying, recording, broadcasting or otherwise now known or herein after developed without the previous express consent by the copyright owner, except for reproduction in daily press and regular printed publications on sale to the public within 60 days of the event related to those data/results and always provided that copyright symbol appears together as follows below.						
7	2'22.177 P	29.615	33.809	25.994	52.759	224.0	© DORNA, 2024						
8	14'02.598 *	28.546	33.654*	26.218	43.933	218.1	Official MotoGP Timing by TISSOT						
9	2'11.340	29.694	33.399	25.608	42.639	230.7	www.motogp.com						
10	2'10.934	29.312	33.345	25.741	42.536	230.2	Silverstone, Friday, August 02, 2024						
11	2'11.610	29.388	33.383	25.822	43.017	226.4	Page 3 of 4						

**Fastest Lap:** Collin VEIJER Liqui Moly Husqvarna NED 2'09.565 28.936 33.030 25.384 42.215

These data/results cannot be reproduced, stored and/or transmitted in whole or in part by any manner of electronic, mechanical, photocopying, recording, broadcasting or otherwise now known or herein after developed without the previous express consent by the copyright owner, except for reproduction in daily press and regular printed publications on sale to the public within 60 days of the event related to those data/results and always provided that copyright symbol appears together as follows below.  
© DORNA, 2024

## Practice Nr. 1

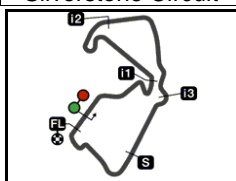
Moto3

Lap	Lap Time	T1	T2	T3	T4	Speed	Lap	Lap Time	T1	T2	T3	T4	Speed
<b>22nd</b>	<b>85</b>	<b>Xabi ZURUTUZA</b>		Red Bull KTM Ajo		SPA	Runs=2	Total laps=13	Full laps=10	Valid laps=4			
1	2'48.524	29.420	34.261	26.613	43.582	227.8							
2	<b>2'12.756</b>	29.783	33.751	26.008	43.214	<b>231.2</b>							
3	2'13.269 *	29.998	34.096	26.311	42.864*	227.3							
4	<b>2'12.181</b>	29.612	33.556	26.038	42.975	226.8							
5	2'14.466 *	29.773	34.784*	26.816*	43.093*	230.7							
6	<b>2'12.256</b>	29.811	33.712	25.823	42.910	229.7							
7	2'17.594 *	34.028	34.172	26.323	43.071*	227.3							
8	2'13.316 *	29.785	33.953*	26.240	43.338	223.6							
9	2'26.470 P	32.618	34.425	26.527*	52.900	224.5							
10	8'03.249 *	43.217	36.260	26.132	42.858*	226.8							
11	2'11.339 *	<b>29.478</b>	33.574	<b>25.534</b>	42.753*	226.8							
12	2'19.093 *	29.503	38.407*	28.298	42.885*	224.5							
13	<b>2'11.902</b>	29.508	<b>33.465</b>	26.083	<b>42.846</b>	224.5							
<b>23rd</b>	<b>55</b>	<b>Noah DETTWILER</b>		CIP Green Power		SWI	Runs=3	Total laps=10	Full laps=6	Valid laps=4			
1	2'32.283	30.827	37.066	26.716	43.775	223.1							
2	<b>2'13.309</b>	29.806	33.895	26.321	<b>43.287</b>	224.5							
3	<b>2'13.111</b>	29.726	33.764	26.273	43.348	225.4							
4	2'17.610 *	29.759	37.549*	<b>26.240</b>	44.062	223.1							
5	2'34.288 P	<b>29.662</b>	48.857*	28.196*	47.573	180.3							
6	8'01.802 P	29.598	<b>34.823</b>	26.876*	48.384	219.9							
7	9'57.301 *	30.548	33.985*	26.431	43.528*	<b>225.9</b>							
8	<b>2'13.316</b>	29.767	<b>33.683</b>	26.388	43.478	219.9							
9	2'14.636 *	29.918	34.047	27.000*	43.671*	220.8							
10	<b>2'13.788</b>	29.754	33.889	26.426	43.719	219.9							
<b>24th</b>	<b>5</b>	<b>Tatchakorn BUASRI</b>		Honda Team Asia		THA	Runs=2	Total laps=7	Full laps=4	Valid laps=3			
1	2'27.190 *	29.662	35.201	27.190	43.740*	222.6							
2	<b>2'14.865</b>	30.077	34.331	26.648	43.809	222.2							
3	<b>2'14.172</b>	30.018	34.166	26.352	43.636	223.1							
4	2'19.406 *	31.873	35.315*	26.941	45.277	204.1							
5	<b>2'13.261</b>	<b>29.730</b>	<b>33.974</b>	<b>26.266</b>	<b>43.291</b>	<b>225.4</b>							
6	2'35.519 P	32.985	35.552	27.263	59.719	151.4							
7	2'143.864	35.302	35.280	26.635	43.745	223.6							
<b>25th</b>	<b>57</b>	<b>Danial SHAHRIL</b>		SIC58 Squadra Corse		MAL	Runs=2	Total laps=14	Full laps=11	Valid laps=7			
1	2'28.935	30.926	35.209	28.632	45.231	213.0							
2	<b>2'14.977</b>	30.374	34.484	26.472	43.647	221.7							
3	<b>2'14.569</b>	30.092	34.347	26.446	43.684	219.9							
4	<b>2'15.575</b>	30.627	34.416	26.392	44.140	221.3							
5	2'15.403 *	30.459	34.589	26.738	43.617*	223.6							
6	<b>2'17.804</b>	30.398	34.891	27.969	44.546	218.1							
7	<b>2'14.992</b>	30.544	34.486	26.528	43.434	224.0							
8	2'16.428 *	30.312	34.880*	26.875	44.361	217.7							
9	<b>2'16.329</b>	30.398	35.070	26.667	44.194	216.4							
10	2'19.273 P	30.544	34.436	27.459	46.834	219.5							
11	6'09.361 *	30.095	34.204	<b>26.288</b>	42.942*	<b>224.5</b>							
12	2'13.478 *	29.879	<b>34.035</b>	26.346	43.218*	222.6							
13	2'14.118 *	30.050	34.134*	26.549	43.385	221.7							
14	<b>2'13.688</b>	<b>29.816</b>	34.077	26.480	<b>43.315</b>	223.6							

**Fastest Lap:** Collin VEIJER      Liqui Moly Husqvarna      NED      **2'09.565**      28.936      33.030      25.384      42.215

These data/results cannot be reproduced, stored and/or transmitted in whole or in part by any manner of electronic, mechanical, photocopying, recording, broadcasting or otherwise now known or herein after developed without the previous express consent by the copyright owner, except for reproduction in daily press and regular printed publications on sale to the public within 60 days of the event related to those data/results and always provided that copyright symbol appears together as follows below.  
© DORNA, 2024

Silverstone Circuit



5900 m.

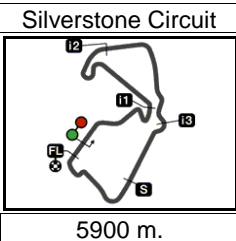
Results and timing service provided by TISSOT

**MONSTER ENERGY BRITISH GRAND PRIX****Practice Nr. 1****Best Partial Times****Moto3™***IT* Ideal Lap Time, sum of the best partial times*BT* Best Lap Time

<i>T1</i>		<i>T2</i>		<i>T3</i>		<i>T4</i>				<i>IT</i>	<i>BT</i>	
<i>Pos</i>	<i>Rider</i>	<i>Time</i>	<i>Rider</i>	<i>Time</i>	<i>Rider</i>	<i>Time</i>	<i>Rider</i>	<i>Time</i>	<i>Pos</i>	<i>Rider</i>		
1	J.ROULSTONE	28.850	C.VEIJER	33.030	C.VEIJER	25.294	I.ORTOLA	42.207	1	C.VEIJER	2'09.432	2'09.565 (1)
2	D.MUÑOZ	28.887	S.NEPA	33.107	D.ALONSO	25.363	J.ROULSTONE	42.212	2	I.ORTOLA	2'09.952	2'09.952 (2)
3	C.VEIJER	28.893	D.MUÑOZ	33.135	I.ORTOLA	25.381	C.VEIJER	42.215	3	D.ALONSO	2'09.996	2'10.162 (6)
4	N.CARRARO	28.907	I.ORTOLA	33.176	S.NEPA	25.400	S.OGDEN	42.246	4	T.SUZUKI	2'10.025	2'10.184 (7)
5	J.RUEDA	28.908	S.OGDEN	33.180	J.ROULSTONE	25.441	R.YAMANAKA	42.350	5	J.ROULSTONE	2'10.030	2'10.038 (3)
6	D.ALONSO	28.909	T.SUZUKI	33.213	T.SUZUKI	25.468	J.RUEDA	42.397	6	S.OGDEN	2'10.040	2'10.040 (4)
7	T.SUZUKI	28.920	D.ALONSO	33.225	R.YAMANAKA	25.478	T.SUZUKI	42.424	6	S.NEPA	2'10.040	2'10.100 (5)
8	S.NEPA	28.970	R.ROSSI	33.266	S.OGDEN	25.481	A.FERNANDEZ	42.473	8	D.MUÑOZ	2'10.168	2'11.001 (18)
9	D.HOLGADO	28.970	J.KELSO	33.286	J.KELSO	25.499	D.ALMANSA	42.479	9	J.RUEDA	2'10.276	2'10.379 (9)
10	A.PIQUERAS	29.079	V.PEREZ	33.294	M.BERTELLE	25.526	R.ROSSI	42.480	10	R.YAMANAKA	2'10.303	2'10.333 (8)
11	J.KELSO	29.083	M.BERTELLE	33.322	X.ZURUTUZA	25.534	D.ALONSO	42.499	11	N.CARRARO	2'10.442	2'10.486 (11)
12	R.YAMANAKA	29.099	A.PIQUERAS	33.328	D.HOLGADO	25.552	M.BERTELLE	42.527	12	J.KELSO	2'10.460	2'10.600 (13)
13	S.OGDEN	29.133	A.FERNANDEZ	33.334	R.ROSSI	25.566	J.ESTEBAN	42.536	13	R.ROSSI	2'10.462	2'10.462 (10)
14	R.ROSSI	29.150	N.CARRARO	33.338	N.CARRARO	25.577	A.PIQUERAS	42.539	14	M.BERTELLE	2'10.532	2'10.532 (12)
15	A.FERNANDEZ	29.153	J.RUEDA	33.341	A.FERNANDEZ	25.597	D.MUÑOZ	42.545	15	A.FERNANDEZ	2'10.557	2'10.782 (16)
16	M.BERTELLE	29.157	J.ESTEBAN	33.345	D.MUÑOZ	25.601	S.NEPA	42.563	16	D.HOLGADO	2'10.597	2'10.651 (14)
17	I.ORTOLA	29.188	R.YAMANAKA	33.376	V.PEREZ	25.604	J.KELSO	42.592	17	A.PIQUERAS	2'10.605	2'10.778 (15)
18	D.ALMANSA	29.257	D.HOLGADO	33.378	J.ESTEBAN	25.608	N.CARRARO	42.620	18	J.ESTEBAN	2'10.801	2'10.934 (17)
19	V.PEREZ	29.284	F.FARIOLI	33.446	J.RUEDA	25.630	D.HOLGADO	42.697	19	D.ALMANSA	2'11.009	2'11.009 (19)
20	J.ESTEBAN	29.312	D.ALMANSA	33.465	A.PIQUERAS	25.659	V.PEREZ	42.846	20	V.PEREZ	2'11.028	2'11.074 (20)
21	F.FARIOLI	29.332	X.ZURUTUZA	33.465	D.ALMANSA	25.808	X.ZURUTUZA	42.846	21	X.ZURUTUZA	2'11.323	2'11.902 (22)
22	X.ZURUTUZA	29.478	J.ROULSTONE	33.527	F.FARIOLI	25.843	F.FARIOLI	42.998	22	F.FARIOLI	2'11.619	2'11.654 (21)
23	N.DETTWILER	29.662	N.DETTWILER	33.683	N.DETTWILER	26.240	N.DETTWILER	43.287	23	N.DETTWILER	2'12.872	2'13.111 (23)
24	T.BUASRI	29.730	T.BUASRI	33.974	T.BUASRI	26.266	T.BUASRI	43.291	24	T.BUASRI	2'13.261	2'13.261 (24)

These data/results cannot be reproduced, stored and/or transmitted in whole or in part by any manner of electronic, mechanical, photocopying, recording, broadcasting or otherwise now known or herein after developed without the previous express consent by the copyright owner, except for reproduction in daily press and regular printed publications on sale to the public within 60 days of the event related to those data/results and always provided that copyright symbol appears together as follows below.  
© DORNA, 2024

Official MotoGP Timing by TISSOT  
www.motogp.com



Results and timing service provided by **TISSOT**

# MONSTER ENERGY BRITISH GRAND PRIX

## Practice Nr. 1

### Best Partial Times

**Moto3™**

*IT* Ideal Lap Time, sum of the best partial times

*BT* Best Lap Time

		<i>T1</i>		<i>T2</i>		<i>T3</i>		<i>T4</i>				
<i>Pos</i>	<i>Rider</i>	<i>Time</i>	<i>Rider</i>	<i>Time</i>	<i>Rider</i>	<i>Time</i>	<i>Rider</i>	<i>Time</i>	<i>Pos</i>	<i>Rider</i>	<i>IT</i>	<i>BT</i>
25	D.SHAHRIL	29.816	D.SHAHRIL	34.035	D.SHAHRIL	26.288	D.SHAHRIL	43.315	25	D.SHAHRIL	2'13.454	2'13.688 (25)


These data/results cannot be reproduced, stored and/or transmitted in whole or in part by any manner of electronic, mechanical, photocopying, recording, broadcasting or otherwise now known or herein after developed without the previous express consent by the copyright owner, except for reproduction in daily press and regular printed publications on sale to the public within 60 days of the event related to those data/results and always provided that copyright symbol appears together as follows below.  
© DORNA, 2024

Official MotoGP Timing by **TISSOT**  
www.motogp.com

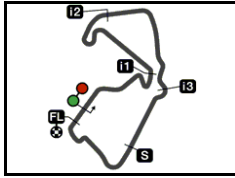




Silverstone Circuit

Results and timing service provided by 

Moto3™




5900 m.

## MONSTER ENERGY BRITISH GRAND PRIX

## Practice Nr. 1

## Fastest Laps Sequence

<i>Practice Time</i>	 <i>Rider</i>	<i>Nation</i>	<i>Motorcycle</i>	<i>Time</i>	<i>Km/h</i>	<i>Rider's Lap</i>
<b>4'30.719</b>	80 <b>David ALONSO</b>	COL	CFMOTO	<b>2'11.343</b>	161.7	2
<b>5'01.398</b>	36 <b>Angel PIQUERAS</b>	SPA	HONDA	<b>2'11.214</b>	161.8	2
<b>5'02.002</b>	31 <b>Adrian FERNANDEZ</b>	SPA	HONDA	<b>2'10.782</b>	162.4	2
<b>5'02.912</b>	24 <b>Tatsuki SUZUKI</b>	JPN	HUSQVARNA	<b>2'10.714</b>	162.4	2
<b>10'05.429</b>	95 <b>Collin VEIJER</b>	NED	HUSQVARNA	<b>2'10.056</b>	163.3	3
<b>28'27.707</b>	12 <b>Jacob ROULSTONE</b>	AUS	GASGAS	<b>2'10.038</b>	163.3	10
<b>30'41.050</b>	95 <b>Collin VEIJER</b>	NED	HUSQVARNA	<b>2'09.565</b>	163.9	10

These data/results cannot be reproduced, stored and/or transmitted in whole or in part by any manner of electronic, mechanical, photocopying, recording, broadcasting or otherwise now known or herein after developed without the previous express consent by the copyright owner, except for reproduction in daily press and regular printed publications on sale to the public within 60 days of the event related to those data/results and always provided that copyright symbol appears together as follows below.

© DORNA, 2024

Official MotoGP Timing by TISSOT  
www.motogp.com



Silverstone, Friday, August 02, 2024