


4348 m.

MOTORRAD GRAND PRIX VON ÖSTERREICH

Practice Nr. 2

Classification

10

	Rider	Nation	Team	Motorcycle	Time	Lap	Total	Gap	Top Speed
1	66 Joel KELSO	AUS	BOE Motorsports	KTM	1'39.921	13	14		218.1
2	80 David ALONSO	COL	CFMOTO Gaviota Aspar Team	CFMOTO	1'40.008	14	14	0.087 0.087	218.8
3	95 Collin VEIJER	NED	Liqui Moly Husqvarna Intact GP	HUSQVARNA	1'40.257	13	14	0.336 0.249	217.5
4	36 Angel PIQUERAS	SPA	Leopard Racing	HONDA	1'40.315	11	12	0.394 0.058	218.8
5	96 Daniel HOLGADO	SPA	Red Bull GASGAS Tech3	GASGAS	1'40.317	12	15	0.396 0.002	220.1
6	64 David MUÑOZ	SPA	BOE Motorsports	KTM	1'40.434	10	10	0.513 0.117	218.1
7	99 Jose Antonio RUEDA	SPA	Red Bull KTM Ajo	KTM	1'40.611	12	14	0.690 0.177	216.8
8	48 Ivan ORTOLA	SPA	MT Helmets - MSI	KTM	1'40.654	6	11	0.733 0.043	218.1
9	78 Joel ESTEBAN	SPA	CFMOTO Gaviota Aspar Team	CFMOTO	1'40.665	12	12	0.744 0.011	216.8
10	82 Stefano NEPA	ITA	LEVELUP - MTA	KTM	1'40.681	11	13	0.760 0.016	217.5
11	12 Jacob ROULSTONE	AUS	Red Bull GASGAS Tech3	GASGAS	1'40.703	12	15	0.782 0.022	218.8
12	85 Xabi ZURUTUZA	SPA	Red Bull KTM Ajo	KTM	1'40.737	12	13	0.816 0.034	218.8
13	72 Taiyo FURUSATO	JPN	Honda Team Asia	HONDA	1'40.797	12	13	0.876 0.060	220.8
14	18 Matteo BERTELLE	ITA	Kopron Rivacold Snipers Team	HONDA	1'40.804	10	13	0.883 0.007	218.1
15	54 Riccardo ROSSI	ITA	CIP Green Power	KTM	1'40.857	7	13	0.936 0.053	220.8
16	24 Tatsuki SUZUKI	JPN	Liqui Moly Husqvarna Intact GP	HUSQVARNA	1'40.886	4	11	0.965 0.029	220.8
17	31 Adrian FERNANDEZ	SPA	Leopard Racing	HONDA	1'40.989	13	14	1.068 0.103	216.8
18	6 Ryusei YAMANAKA	JPN	MT Helmets - MSI	KTM	1'41.042	4	12	1.121 0.053	218.8
19	58 Luca LUNETTA	ITA	SIC58 Squadra Corse	HONDA	1'41.100	13	14	1.179 0.058	218.1
20	22 David ALMANSA	SPA	Kopron Rivacold Snipers Team	HONDA	1'41.166	12	14	1.245 0.066	220.1
21	19 Scott OGDEN	GBR	Fibre Tec Honda - MLav Racing	HONDA	1'41.327	10	11	1.406 0.161	215.5
22	34 Jakob ROSENTHALER	AUT	Liqui Moly Husqvarna Intact GP	HUSQVARNA	1'41.336	12	12	1.415 0.009	216.2
23	21 Vicente PEREZ	SPA	Fibre Tec Honda - MLav Racing	HONDA	1'41.358	11	12	1.437 0.022	218.1
24	7 Filippo FARIOLI	ITA	SIC58 Squadra Corse	HONDA	1'41.409	11	12	1.488 0.051	218.1
25	10 Nicola CARRARO	ITA	LEVELUP - MTA	KTM	1'41.524	7	14	1.603 0.115	220.1
26	55 Noah DETTWILER	SWI	CIP Green Power	KTM	1'41.646	3	11	1.725 0.122	218.1
27	5 Tatchakorn BUASRI	THA	Honda Team Asia	HONDA	1'42.124	4	13	2.203 0.478	219.5

Practice condition: Dry

Air: 19°

Humidity: 85%

Ground: 24°

Fastest Lap:	Lap: 13	Joel KELSO	1'39.921	156.6 Km/h
Best Race Lap:	2022	David MUÑOZ	1'40.910	155.1 Km/h
All-Time Lap Record:	2024	Joel KELSO	1'39.921	156.6 Km/h

The results are provisional until the end of the limit for protest and appeals.

Time limit for protest expires 60' after publication of the results - Time:

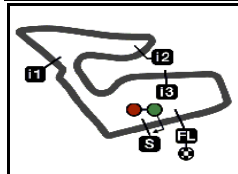
These data/results cannot be reproduced, stored and/or transmitted in whole or in part by any manner of electronic, mechanical, photocopying, recording, broadcasting or otherwise now known or herein after developed without the previous express consent by the copyright owner, except for reproduction in daily press and regular printed publications on sale to the public within 60 days of the event related to those data/results and always provided that copyright symbol appears together as follows below.

© DORNA, 2024

Official MotoGP Timing by TISSOT
www.motogp.com

Spielberg, Saturday, August 17, 2024






4348 m.

MOTORRAD GRAND PRIX VON ÖSTERREICH

Practice Nr. 2

Combined Practice Times

11

	Rider	Nation	Team	MOTORCYCLE	P1	P2	Gap
1	66 J.KELSO	AUS	BOE Motorsports	KTM	1'40.289	15 1'39.921	13
2	80 D.ALONSO	COL	CFMOTO Gaviota Aspar Team	CFMOTO	1'40.222	15 1'40.008	14 0.087 0.087
3	99 J.RUEDA	SPA	Red Bull KTM Ajo	KTM	1'40.171	13 1'40.611	12 0.250 0.163
4	95 C.VEIJER	NED	Liqui Moly Husqvarna Intact GP	HUSQVARNA	1'40.240	15 1'40.257	13 0.319 0.069
5	36 A.PIQUERAS	SPA	Leopard Racing	HONDA	1'40.858	13 1'40.315	11 0.394 0.075
6	96 D.HOLGADO	SPA	Red Bull GASGAS Tech3	GASGAS	1'40.672	13 1'40.317	12 0.396 0.002
7	82 S.NEPA	ITA	LEVELUP - MTA	KTM	1'40.429	13 1'40.681	11 0.508 0.112
8	64 D.MUÑOZ	SPA	BOE Motorsports	KTM	1'40.568	12 1'40.434	10 0.513 0.005
9	48 I.ORTOLA	SPA	MT Helmets - MSI	KTM	1'40.525	8 1'40.654	6 0.604 0.091
10	6 R.YAMANAKA	JPN	MT Helmets - MSI	KTM	1'40.640	13 1'41.042	4 0.719 0.115
11	78 J.ESTEBAN	SPA	CFMOTO Gaviota Aspar Team	CFMOTO	1'40.741	16 1'40.665	12 0.744 0.025
12	12 J.ROULSTONE	AUS	Red Bull GASGAS Tech3	GASGAS	1'40.900	16 1'40.703	12 0.782 0.038
13	85 X.ZURUTUZA	SPA	Red Bull KTM Ajo	KTM	1'41.442	12 1'40.737	12 0.816 0.034
14	18 M.BERTELLE	ITA	Kopron Rivacold Snipers Team	HONDA	1'40.788	11 1'40.804	10 0.867 0.051
15	72 T.FURUSATO	JPN	Honda Team Asia	HONDA	1'41.025	16 1'40.797	12 0.876 0.009
16	24 T.SUZUKI	JPN	Liqui Moly Husqvarna Intact GP	HUSQVARNA	1'40.824	14 1'40.886	4 0.903 0.027
17	54 R.ROSSI	ITA	CIP Green Power	KTM	1'41.089	15 1'40.857	7 0.936 0.033
18	31 A.FERNANDEZ	SPA	Leopard Racing	HONDA	1'40.997	15 1'40.989	13 1.068 0.132
19	58 L.LUNETTA	ITA	SIC58 Squadra Corse	HONDA	1'42.130	10 1'41.100	13 1.179 0.111
20	22 D.ALMANSA	SPA	Kopron Rivacold Snipers Team	HONDA	1'41.571	11 1'41.166	12 1.245 0.066
21	19 S.OGDEN	GBR	Fibre Tec Honda - MLav Racing	HONDA	1'41.309	14 1'41.327	10 1.388 0.143
22	34 J.ROSENTHALER	AUT	Liqui Moly Husqvarna Intact GP	HUSQVARNA	1'41.988	17 1'41.336	12 1.415 0.027
23	21 V.PEREZ	SPA	Fibre Tec Honda - MLav Racing	HONDA	1'42.487	16 1'41.358	11 1.437 0.022
24	7 F.FARIOLI	ITA	SIC58 Squadra Corse	HONDA	1'41.766	9 1'41.409	11 1.488 0.051
25	10 N.CARRARO	ITA	LEVELUP - MTA	KTM	1'41.525	15 1'41.524	7 1.603 0.115
26	55 N.DETTWILER	SWI	CIP Green Power	KTM	1'41.611	14 1'41.646	3 1.690 0.087
27	5 T.BUASRI	THA	Honda Team Asia	HONDA	1'41.791	4 1'42.124	4 1.870 0.180

Pole Position Record:	2022	Daniel HOLGADO	1'41.234	154.6 Km/h
Best Race Lap:	2022	David MUÑOZ	1'40.910	155.1 Km/h
All Time Lap Record:	2024	Joel KELSO	1'39.921	156.6 Km/h

The results are provisional until the end of the limit for protest and appeals.

Time limit for protest expires 60' after publication of the results - Time:

These data/results cannot be reproduced, stored and/or transmitted in whole or in part by any manner of electronic, mechanical, photocopying, recording, broadcasting or otherwise now known or herein after developed without the previous express consent by the copyright owner, except for reproduction in daily press and regular printed publications on sale to the public within 60 days of the event related to those data/results and always provided that copyright symbol appears together as follows below.

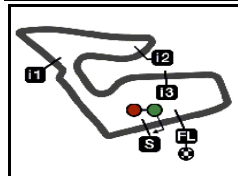
© DORNA, 2024

Official MotoGP Timing by TISSOT

www.motogp.com

Spielberg, Saturday, August 17, 2024





4348 m.

MOTORRAD GRAND PRIX VON ÖSTERREICH

Practice Nr. 2

Top Speed & Average

12



Rider	Nation	Motorcycle	Top 5 speeds					Average	Top
24 Tatsuki SUZUKI	JPN	HUSQVARNA	220.8	218.8	218.1	218.1	218.1	218.8	220.8
54 Riccardo ROSSI	ITA	KTM	220.8	219.5	218.8	218.1	218.1	218.8	220.8
72 Taiyo FURUSATO	JPN	HONDA	220.8	217.5	217.5	217.5	216.8	217.8	220.8
10 Nicola CARRARO	ITA	KTM	220.1	220.1	219.5	219.5	219.5	219.7	220.1
22 David ALMANSA	SPA	HONDA	220.1	218.1	216.8	216.2	215.5	217.3	220.1
96 Daniel HOLGADO	SPA	GASGAS	220.1	218.1	216.8	216.2	215.5	217.0	220.1
5 Tatchakorn BUASRI	THA	HONDA	219.5	218.1	216.8	216.8	215.5	217.3	219.5
6 Ryusei YAMANAKA	JPN	KTM	218.8	217.5	216.8	216.2	215.5	216.5	218.8
12 Jacob ROULSTONE	AUS	GASGAS	218.8	218.1	218.1	218.1	216.8	217.5	218.8
36 Angel PIQUERAS	SPA	HONDA	218.8	218.1	216.8	216.2	216.2	217.1	218.8
80 David ALONSO	COL	CFMOTO	218.8	216.8	215.5	215.5	215.5	216.4	218.8
85 Xabi ZURUTUZA	SPA	KTM	218.8	217.5	216.8	216.2	216.2	217.1	218.8
7 Filippo FARIOLI	ITA	HONDA	218.1	216.2	215.5	214.9	214.9	215.9	218.1
18 Matteo BERTELLE	ITA	HONDA	218.1	217.5	216.8	215.5	215.5	216.7	218.1
21 Vicente PEREZ	SPA	HONDA	218.1	217.5	216.2	215.5	215.5	216.3	218.1
48 Ivan ORTOLA	SPA	KTM	218.1	217.5	216.8	216.8	216.2	216.9	218.1
55 Noah DETTWILER	SWI	KTM	218.1	217.5	217.5	216.8	216.2	217.2	218.1
58 Luca LUNETTA	ITA	HONDA	218.1	218.1	218.1	218.1	216.8	217.7	218.1
64 David MUÑOZ	SPA	KTM	218.1	218.1	217.5	217.5	217.5	217.7	218.1
66 Joel KELSO	AUS	KTM	218.1	217.5	217.5	216.8	216.8	217.3	218.1
82 Stefano NEPA	ITA	KTM	217.5	216.8	215.5	215.5	215.5	216.0	217.5
95 Collin VEIJER	NED	HUSQVARNA	217.5	216.8	216.2	216.2	216.2	216.5	217.5
31 Adrian FERNANDEZ	SPA	HONDA	216.8	214.2	214.2	214.2	214.2	214.7	216.8
78 Joel ESTEBAN	SPA	CFMOTO	216.8	216.2	216.2	216.2	215.5	216.0	216.8
99 Jose Antonio RUEDA	SPA	KTM	216.8	216.8	216.2	216.2	216.2	216.4	216.8
34 Jakob ROSENTHALER	AUT	HUSQVARNA	216.2	214.9	214.9	214.9	214.2	215.0	216.2
19 Scott OGDEN	GBR	HONDA	215.5	215.5	213.0	212.3	212.3	213.5	215.5

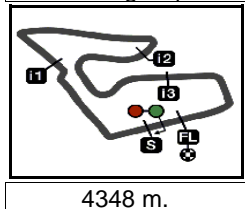
These data/results cannot be reproduced, stored and/or transmitted in whole or in part by any manner of electronic, mechanical, photocopying, recording, broadcasting or otherwise now known or herein after developed without the previous express consent by the copyright owner, except for reproduction in daily press and regular printed publications on sale to the public within 60 days of the event related to those data/results and always provided that copyright symbol appears together as follows below.

© DORNA, 2024

Official MotoGP Timing by TISSOT
www.motogp.com



Spielberg, Saturday, August 17, 2024



MOTORRAD GRAND PRIX VON ÖSTERREICH
Practice Nr. 2
Chronological Analysis of Performances

13

* Lap / Sector time cancelled T1 Time from finish line to 1st intermediate T3 Time from 2nd intermed. to 3rd intermed.
P Crossing the finish line in pit lane T2 Time from 1st intermed. to 2nd intermed. T4 Time from 3rd intermediate to finish line

Lap	Lap Time	T1	T2	T3	T4	Speed	Lap	Lap Time	T1	T2	T3	T4	Speed
1st 66 Joel KELSO BOE Motorsports AUS Runs=2 Total laps=14 Full laps=11 Valid laps=6							11	1'43.975	28.837	29.426	27.185	18.527	216.2
1	3'17.158 *	31.691	30.034	27.024	18.656*		12	1'40.420	27.954	28.602	25.897	17.967	216.2
2	1'42.102 *	28.442	28.964	26.269	18.427*	213.0	13	1'40.257	27.833	28.500	25.956	17.968	216.8
3	1'41.322	28.149	28.950	26.069	18.154	214.2	14	1'40.371	27.763	28.555	25.996	18.057	217.5
4	1'40.976 *	28.03*	28.749	26.088	18.101	216.8	4th 36 Angel PIQUERAS Leopard Racing SPA Runs=2 Total laps=12 Full laps=9 Valid laps=3						
5	1'41.040	28.007	28.813	26.066	18.154	216.2	1	4'02.341 *	32.186	29.683	26.730	18.558*	
6	1'53.261	32.616	35.108	27.073	18.464	218.1	2	1'42.114 *	28.37*	29.014	26.398	18.325	214.9
7	1'40.899 *	27.99*	28.724	26.034	18.151	216.8	3	1'41.168 *	28.083	28.846	26.083	18.156*	216.2
8	1'40.842	27.982	28.757	25.990	18.113	217.5	4	1'40.702	28.045	28.507	26.083	18.067	216.2
9	1'38.927 P	27.953	28.720	26.715	15.539	215.5	5	1'42.773 *	28.576	29.162	26.620	18.415*	216.8
10	6'01.654	31.760	29.069	26.130	18.180		6	1'41.592	28.158	28.718	26.440	18.276	215.5
11	2'03.989 *	40.87*	37.722	27.093*	18.296*	215.5	7	1'42.071 *	28.053	29.047*	26.538	18.433	214.9
12	1'40.121	27.772	28.481	25.894	17.974	217.5	8	1'41.839 P	28.41*	29.611	26.872	16.946	218.1
13	1'39.921	27.710	28.406	25.825	17.980	216.2	9	10'20.969	32.398	30.445	26.532	18.198	
14	1'40.366 *	27.726	28.584	25.985	18.071*	216.8	10	1'45.401 *	27.90*	33.249	26.229	18.017*	216.2
2nd 80 David ALONSO CFMOTO Gaviota As COL Runs=2 Total laps=14 Full laps=11 Valid laps=8							11	1'40.315	27.786	28.504	25.981	18.044	218.8
1	3'46.113 *	31.610	29.980	26.279	18.333*		12	1'48.682 *	32.497	29.545*	27.728	18.912*	214.2
2	1'41.428	28.257	28.877	26.082	18.212	216.8	5th 96 Daniel HOLGADO Red Bull GASGAS Te SPA Runs=2 Total laps=15 Full laps=12 Valid laps=9						
3	1'41.126	28.116	28.779	25.991	18.240	218.8	1	3'32.479 *	32.100	29.839	26.554	18.511*	
4	1'40.950	28.041	28.683	26.065	18.161	214.9	2	1'42.072	28.433	29.120	26.188	18.331	213.0
5	1'40.821	28.005	28.603	26.033	18.180	215.5	3	1'41.759	28.335	28.935	26.165	18.324	214.9
6	1'40.871	27.991	28.674	26.022	18.184	214.9	4	1'42.684	28.240	28.862	26.193	19.389	214.2
7	1'40.602	27.950	28.537	25.985	18.130	214.2	5	1'41.098	28.116	28.863	25.948	18.171	216.2
8	1'40.662	27.946	28.624	25.935	18.157	215.5	6	1'40.776	28.058	28.681	25.914	18.123	216.8
9	1'40.913 *	28.080	28.531	26.154*	18.148	214.9	7	1'40.800	27.991	28.663	25.965	18.181	215.5
10	1'41.689 *	28.226	28.779	26.294	18.390*	214.9	8	1'40.734	28.002	28.680	25.900	18.152	214.9
11	1'39.441 P	28.092	28.652	25.982	16.715	214.9	9	1'45.090 P	30.48*	30.043	27.338	17.228	215.5
12	6'47.919 *	32.445	29.090	26.217	18.112*		10	5'45.093 *	30.963	29.277	26.389*	18.254*	
13	1'40.466 *	27.939	28.542	25.923	18.062*	215.5	11	1'40.520	27.928	28.565	25.960	18.067	214.2
14	1'40.008	27.807	28.355	25.908	17.938	214.9	12	1'40.317	27.854	28.629	25.793	18.041	214.9
3rd 95 Collin VEIJER Liqui Moly Husqvarna NED Runs=2 Total laps=14 Full laps=11 Valid laps=9							13	1'46.764 *	28.055	34.519	26.164	18.026*	214.9
1	4'08.380	32.472	30.337	26.793	18.540		14	1'42.572 *	28.149	29.258	26.898	18.267*	220.1
2	1'42.314	28.490	29.170	26.374	18.280	213.6	15	1'41.475 *	27.948	28.823*	26.467	18.237*	218.1
3	1'42.152 *	28.412	29.097	26.365	18.278*	214.9	6th 64 David MUÑOZ BOE Motorsports SPA Runs=2 Total laps=10 Full laps=7 Valid laps=5						
4	1'41.537	28.159	28.997	26.190	18.191	215.5	1	3'20.401	31.302	29.782	26.227	18.469	
5	1'41.378	28.174	28.854	26.153	18.197	216.2	2	1'41.776	28.430	29.040	25.970	18.336	215.5
6	1'41.474	28.199	28.821	26.238	18.216	216.2	3	1'41.077	28.172	28.794	25.962	18.149	217.5
7	1'44.094 *	28.178	30.884*	26.714	18.318	216.2	4	1'40.698	27.919	28.763	25.787	18.229	218.1
8	1'40.065 P	28.141	28.973	26.470	16.481	215.5	5	1'45.362 *	28.147	28.991	29.436*	18.788	218.1
9	5'42.838	31.291	30.079	26.615	18.321		6	1'42.126 P	28.26*	30.053	26.878	16.929	216.8
10	1'40.746	28.013	28.749	26.035	17.949	214.2							

Fastest Lap: Joel KELSO BOE Motorsports AUS **1'39.921** 27.710 28.406 25.825 17.980

These data/results cannot be reproduced, stored and/or transmitted in whole or in part by any manner of electronic, mechanical, photocopying, recording, broadcasting or otherwise now known or herein after developed without the previous express consent by the copyright owner, except for reproduction in daily press and regular printed publications on sale to the public within 60 days of the event related to those data/results and always provided that copyright symbol appears together as follows below.
© DORNA, 2024



Practice Nr. 2

Moto3

Lap	Lap Time	T1	T2	T3	T4	Speed	Lap	Lap Time	T1	T2	T3	T4	Speed
7	1'30.7114	44.734	35.845	28.844	19.022		3	1'41.707	28.370	28.954	26.164	18.219	215.5
8	1'40.861 *	28.25*	28.622	25.784	18.198	217.5	4	1'41.244	28.310	28.828	25.987	18.119	215.5
9	1'40.656	28.041	28.617	25.846	18.152	217.5	5	1'41.239	28.157	28.851	25.987	18.244	215.5
10	1'40.434	27.900	28.673	25.789	18.072	217.5	6	1'46.475 *	31.09*	29.922	26.808	18.649	212.3
7th 99 Jose Antonio RUED Red Bull KTM Ajo SPA Runs=2 Total laps=14 Full laps=11 Valid laps=5							7	1'41.099	28.246	28.814	25.973	18.066	214.2
1	2'17.344	32.699	30.103	26.811	18.733		8	1'40.875	28.142	28.694	25.959	18.080	217.5
2	1'42.593	28.757	29.163	26.321	18.352	213.6	9	1'42.562 P	30.06*	30.389	27.000	15.108	214.2
3	1'42.102 *	28.385	28.968	26.316*	18.433	214.9	10	9'17.492	34.233	32.592	32.844	18.360	
4	1'42.442 *	28.320	29.033	26.617	18.472*	215.5	11	1'40.681	28.007	28.777	25.819	18.078	216.8
5	1'41.794	28.260	28.838	26.345	18.351	214.9	12	1'51.032	33.888	28.842	26.833	21.469	214.2
6	1'43.524 *	28.428	30.084	26.483	18.529*	215.5	13	1'40.825 *	28.040	28.816*	25.956	18.013*	215.5
7	1'41.346	28.225	28.739	26.203	18.179	215.5	11th 12 Jacob ROULSTONE Red Bull GASGAS Te AUS Runs=2 Total laps=15 Full laps=12 Valid laps=9						
8	1'41.464 *	28.078	28.850*	26.275	18.261	216.8	1	3'32.573	32.288	29.722	26.354	18.514	
9	1'40.375 P	28.952	29.250	26.441	15.732	214.9	2	1'42.130	28.489	29.236	26.125	18.280	216.2
10	9'04.425	31.625	29.025	26.110	18.220		3	1'41.780	28.272	29.235	26.060	18.213	218.1
11	1'40.537 *	27.99*	28.531	25.981	18.030	216.8	4	1'41.554	28.194	28.939	26.020	18.401	218.1
12	1'40.611	28.086	28.489	26.010	18.026	216.2	5	1'42.020	28.397	28.931	26.267	18.425	213.0
13	1'40.754	28.158	28.525	25.971	18.100	216.2	6	1'41.237	28.382	28.819	25.915	18.121	213.6
14	1'40.662 *	27.992	28.548*	26.011	18.111*	216.2	7	1'41.070	28.085	28.837	25.965	18.183	216.8
8th 48 Ivan ORTOLA MT Helmets - MSI SPA Runs=2 Total laps=11 Full laps=8 Valid laps=6							8	1'40.823	28.053	28.882	25.837	18.051	215.5
1	3'52.983	31.595	29.740	26.297	19.050		9	1'42.847 P	28.648	29.238	26.594	18.367	216.8
2	1'41.164	28.120	29.022	25.944	18.078	215.5	10	5'46.700	31.111	29.336	26.153	18.138	
3	1'40.916	28.100	28.766	25.928	18.122	217.5	11	1'40.844	28.080	28.865	25.827	18.072	216.8
4	1'40.742	27.955	28.713	25.977	18.097	216.8	12	1'40.703	27.980	28.747	25.779	18.197	218.1
5	1'40.734	27.921	28.730	25.990	18.093	216.2	13	1'47.151 *	28.030	28.683	26.837	23.601*	218.8
6	1'40.654	27.862	28.752	25.966	18.074	216.8	14	1'42.590 *	28.465	29.828	26.117	18.180*	216.8
7	1'41.077	27.998	28.845	26.083	18.151	216.2	15	1'42.865 *	28.332	29.065*	26.996*	18.472*	216.2
8	1'40.623 P	28.047	28.977	26.467	17.132	215.5	12th 85 Xabi ZURUTUZA Red Bull KTM Ajo SPA Runs=2 Total laps=13 Full laps=10 Valid laps=7						
9	11'13.050 *	31.165	29.186	26.035	18.448*		1	2'17.518	32.537	30.000	26.819	18.785	
10	1'41.423 *	28.567	28.779	25.895	18.182*	218.1	2	1'42.964	28.778	29.241	26.397	18.548	216.2
11	1'40.329 *	27.890	28.687*	25.843	17.909	215.5	3	1'42.648	28.617	29.043	26.370	18.618	215.5
9th 78 Joel ESTEBAN CFMOTO Gaviota As SPA Runs=2 Total laps=12 Full laps=9 Valid laps=7							4	1'42.450 *	28.19*	29.213	26.490	18.557	214.9
1	3'45.470 *	31.275	29.221	26.186	18.513*		5	1'42.223 *	28.437	28.943	26.390	18.453*	214.9
2	1'41.986 *	28.338	28.939	26.189	18.520*	214.2	6	1'42.328	28.493	29.023	26.334	18.478	214.9
3	1'41.612	28.386	28.838	25.932	18.456	214.2	7	1'41.863	28.275	28.875	26.354	18.359	216.8
4	1'41.259	28.197	28.774	25.917	18.371	216.2	8	1'41.865 *	27.83*	29.112*	26.458	18.457	214.2
5	1'41.109	28.012	28.858	25.938	18.301	216.8	9	1'41.218 P	29.065	29.144	26.695	16.314	214.9
6	1'41.169	28.102	28.714	25.959	18.394	215.5	10	9'02.498	31.426	29.094	26.053	18.258	
7	1'41.558	28.153	28.867	26.122	18.416	214.9	11	1'40.774	28.057	28.634	26.000	18.083	218.8
8	1'47.001 *	29.29*	30.001	27.980	19.722*	215.5	12	1'40.737	27.961	28.541	26.112	18.123	217.5
9	1'41.366	28.103	28.806	25.968	18.489	215.5	13	1'41.011	28.059	28.576	26.125	18.251	216.2
10	1'38.589 P	28.17*	28.694	26.107	15.609	214.2	13th 72 Taiyo FURUSATO Honda Team Asia JPN Runs=2 Total laps=13 Full laps=10 Valid laps=4						
11	8'21.762	33.332	29.275	26.678	18.358		1	3'17.315 *	31.129	29.793	26.903	18.661*	
12	1'40.665	27.963	28.556	25.945	18.201	216.2	2	1'42.395 *	28.603	29.098	26.381	18.313*	216.8
unfinished	28.022	28.935				216.2	3	1'41.509	28.365	28.904	26.072	18.168	216.2
10th 82 Stefano NEPA LEVELUP - MTA ITA Runs=2 Total laps=13 Full laps=10 Valid laps=7							4	1'41.043 *	28.153	28.741	26.007	18.142*	217.5
1	3'21.764	31.989	30.715	26.948	18.352		5	1'41.565	28.257	28.989	26.090	18.229	217.5
2	1'41.953 *	28.530	29.101	26.026	18.296*	215.5	6	1'41.357	28.110	28.907	26.137	18.203	216.2
Fastest Lap: Joel KELSO BOE Motorsports AUS 1'39.921 27.710 28.406 25.825 17.980							7	1'48.764 P	30.99*	32.485	27.291	17.993	201.6
These data/results cannot be reproduced, stored and/or transmitted in whole or in part by any manner of electronic, mechanical, photocopying, recording, broadcasting or otherwise now known or herein after developed without the previous express consent by the copyright owner, except for reproduction in daily press and regular printed publications on sale to the public within 60 days of the event related to those data/results and always provided that copyright symbol appears together as follows below.							8	9'24.788 *	31.580	28.963	26.505	18.093*	
© DORNA, 2024													

Official MotoGP Timing by TISSOT
www.motogp.com

Practice Nr. 2

Moto3

Lap	Lap Time	T1	T2	T3	T4	Speed	Lap	Lap Time	T1	T2	T3	T4	Speed
9	1'41.172 *	28.085	28.666	26.222	18.199*	216.8	3	1'42.027	28.566	28.903	26.292	18.266	213.0
10	1'41.255 *	27.84*	28.984*	26.276	18.152*	214.9	4	1'41.818	28.374	29.031	26.206	18.207	214.2
11	1'41.064 *	27.85*	28.864	26.280	18.063*	215.5	5	1'41.309	28.276	28.821	26.089	18.123	213.6
12	1'40.797	28.007	28.874	26.041	17.875	217.5	6	1'41.434 *	28.201	28.711	26.196	18.326*	213.6
13	1'41.315 *	27.961	28.629*	26.366	18.359	220.8	7	1'41.360 *	28.165	28.753	26.224	18.218*	214.2
14th 18 Matteo BERTELLE Kopron Rivacold Snip ITA Runs=2 Total laps=13 Full laps=10 Valid laps=6							8	1'41.671 *	28.44*	28.841*	26.175	18.208*	214.2
1	3'13.150	47.176	31.908	27.365	18.947		9	1'41.304 *	28.252	28.759	26.070*	18.223	213.6
2	1'42.826	28.652	29.160	26.463	18.551	213.0	10	1'40.703 P	28.248	28.798	26.127	17.530	213.6
3	1'42.449	28.313	29.225	26.363	18.548	214.2	11	8'26.943	31.975	30.518	26.630	18.418	
4	1'45.767 *	31.33*	29.769	26.095	18.571	214.9	12	1'43.897 *	28.031	28.622	25.989	21.255*	216.8
5	1'41.530	28.108	28.983	26.124	18.315	217.5	13	1'40.989	28.276	28.693	25.898	18.122	214.2
6	1'41.516	28.164	28.839	26.150	18.363	214.9	14	1'40.593 *	27.990	28.580*	25.942*	18.081	213.0
7	1'44.546 *	29.41*	30.070	26.551	18.510*	214.9	18th 6 Ryusei YAMANAKA MT Helmets - MSI JPN Runs=2 Total laps=12 Full laps=9 Valid laps=3						
8	1'39.897 P	28.291	29.690	26.375	15.541	214.2	1	3'51.077	31.244	29.529	26.610	18.323	
9	9'21.694	32.270	30.001	26.493	18.210		2	1'42.110	28.487	28.989	26.242	18.392	214.2
10	1'40.804	28.055	28.627	25.989	18.133	215.5	3	1'41.969	28.559	28.972	26.247	18.191	213.6
11	1'43.725	28.828	30.763	25.860	18.274	215.5	4	1'41.042	28.203	28.752	26.014	18.073	218.8
12	1'46.802 *	32.92*	29.538	26.067	18.272*	216.8	5	1'40.783 *	28.116	28.731	25.992	17.944*	217.5
13	1'41.942 *	28.165	28.845*	26.579	18.353	218.1	6	1'41.253 *	28.096	28.733	26.249*	18.175*	216.8
15th 54 Riccardo ROSSI CIP Green Power ITA Runs=2 Total laps=13 Full laps=10 Valid laps=5							7	1'41.124 *	28.12*	28.754	26.092	18.153	215.5
1	3'21.224	32.074	30.057	26.635	18.448		8	1'40.683 *	28.174	28.601	25.785	18.123*	215.5
2	1'42.600 *	28.555	29.266	26.345	18.434*	216.2	9	1'39.990 P	28.215	29.287	26.589	15.899	213.6
3	1'41.710	28.390	29.030	26.111	18.179	218.1	10	9'31.039 *	30.928	28.907	26.080	18.414*	
4	1'41.338	28.304	28.914	26.058	18.062	218.8	11	1'43.424 *	28.113	28.776	26.257	20.278*	215.5
5	1'41.066	28.073	28.870	25.948	18.175	219.5	12	1'41.100 *	28.110	28.837*	25.728	18.425	216.2
6	1'47.008	28.074	29.128	26.920	22.886	216.8	19th 58 Luca LUNETTA SIC58 Squadra Corse ITA Runs=2 Total laps=14 Full laps=11 Valid laps=9						
7	1'40.857	28.050	28.718	25.972	18.117	216.8	1	3'13.689	48.824	31.376	28.487	19.040	
8	1'40.737 *	27.98*	28.770	25.919	18.067	218.1	2	1'43.537	28.878	29.477	26.432	18.750	213.6
9	1'43.396 P	30.11*	30.292	27.115	15.872	218.1	3	1'42.440	28.618	29.166	26.226	18.430	216.8
10	9'17.587 *	33.539	32.685	30.939	21.062*		4	1'44.643	28.797	29.918	27.025	18.903	216.8
11	1'41.420 *	28.16*	28.891	26.165	18.202*	220.8	5	1'41.920	28.316	29.048	26.210	18.346	218.1
12	1'49.535 *	32.35*	29.625	26.277	21.279*	217.5	6	1'41.624	28.494	28.919	26.059	18.152	216.2
13	1'40.622 *	27.891	28.780*	25.887	18.064*	218.1	7	1'48.421	28.396	30.667	27.623	21.735	218.1
16th 24 Tatsuki SUZUKI Liqui Moly Husqvarna JPN Runs=2 Total laps=11 Full laps=8 Valid laps=3							8	1'41.609	28.345	28.986	26.087	18.191	214.9
1	3'46.713 *	29.867	29.618	26.265	18.217*		9	1'41.310	28.125	28.823	26.062	18.300	215.5
2	1'41.611 *	28.332	28.965	26.120	18.194*	216.8	10	1'47.545 P	31.22*	31.329	28.230	16.765	213.0
3	1'41.175 *	28.100	28.860	26.120	18.095*	217.5	11	7'30.711 *	1'10.897	31.676	29.967	23.260*	
4	1'40.886	28.036	28.841	25.951	18.058	218.1	12	1'43.716 *	28.555	28.789	26.318	20.054*	218.1
5	1'41.839	28.128	28.761	26.633	18.317	218.8	13	1'41.100	28.109	28.685	26.112	18.194	218.1
6	1'41.387	28.090	28.889	26.195	18.213	217.5	14	1'45.892 *	28.167	28.950*	28.361	20.414*	214.2
7	2'26.227 P	28.071	1'04.029	33.757	20.370	216.8	20th 22 David ALMANSA Kopron Rivacold Snip SPA Runs=2 Total laps=14 Full laps=11 Valid laps=7						
8	11'37.240 *	1'01.016	30.872*	26.469	18.271*		1	3'13.365	44.981	31.951	27.336	18.996	
9	1'40.960 *	28.09*	28.966	25.874	18.029	218.1	2	1'43.372	28.946	29.472	26.405	18.549	212.3
10	1'46.400 *	32.69*	29.415	26.089	18.202*	220.8	3	1'42.811	28.654	29.365	26.325	18.467	214.2
11	1'42.636 *	28.247	28.884*	26.607	18.898*	218.1	4	1'42.425	28.762	29.185	26.185	18.293	214.9
17th 31 Adrian FERNANDEZ Leopard Racing SPA Runs=2 Total laps=14 Full laps=11 Valid laps=5							5	1'42.008	28.434	28.990	26.216	18.368	214.9
1	2'34.694	32.756	29.793	26.809	18.876		6	1'42.012	28.362	29.004	26.277	18.369	216.8
2	1'42.766	28.849	29.208	26.330	18.379	213.6	7	1'41.940	28.450	28.950	26.239	18.301	215.5
							8	1'50.917 *	31.47*	31.563	26.897	20.985	216.2
							9	1'41.992 P	28.52*	29.811	27.158	16.501	214.2

Fastest Lap: Joel KELSO BOE Motorsports AUS 1'39.921 27.710 28.406 25.825 17.980

These data/results cannot be reproduced, stored and/or transmitted in whole or in part by any manner of electronic, mechanical, photocopying, recording, broadcasting or otherwise now known or herein after developed without the previous express consent by the copyright owner, except for reproduction in daily press and regular printed publications on sale to the public within 60 days of the event related to those data/results and always provided that copyright symbol appears together as follows below.
© DORNA, 2024

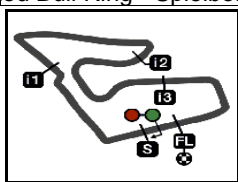
Practice Nr. 2

Moto3

Lap	Lap Time	T1	T2	T3	T4	Speed	Lap	Lap Time	T1	T2	T3	T4	Speed	
10	7'33.754 *	31.749	31.196	26.228	18.250*		5	1'41.413	28.228	28.877	25.971	18.337	214.9	
11	1'41.924 *	28.38*	28.932	26.281	18.327	214.2	6	1'41.436 *	28.23*	28.878	26.093	18.233	218.1	
12	1'41.166	28.302	28.744	25.908	18.212	220.1	7	1'44.567 *	28.18*	30.556	27.271	18.559*	215.5	
13	1'47.177 *	33.36*	29.580	26.002	18.229*	214.9	8	1'38.621 P	28.245	29.014	26.184*	15.178	214.2	
14	1'42.141 *	28.277	28.885*	26.487	18.492*	218.1	9	9'54.069 *	31.489	31.090	30.080	18.310*		
							10	1'47.571 *	28.643	30.884	27.751	20.293*	214.2	
							11	1'41.409	28.301	28.815	25.994	18.299	216.2	
							12	1'41.289 *	28.095	28.990*	26.032	18.172	214.2	
21st	19	Scott OGDEN				Fibre Tec Honda - ML	GBR							
		Runs=2	Total laps=11	Full laps=8	Valid laps=4									
1	2'36.102	33.035	29.888	26.818	18.753									
2	1'43.072 *	28.90*	29.380	26.404	18.379	211.1								
3	1'42.185	28.424	29.063	26.266	18.432	211.7								
4	1'41.902	28.353	28.934	26.220	18.395	212.3								
5	1'42.953 *	28.40*	29.487	26.627	18.439	212.3								
6	1'42.217	28.306	29.140	26.275	18.496	212.3								
7	1'43.290 P	28.464	30.046	27.376	17.404	211.7								
8	12'12.867	31.553	30.867	30.077	18.250									
9	1'47.687 *	29.88*	30.504	28.550	18.753*	213.0								
10	1'41.327	28.397	28.870	26.028	18.032	215.5								
11	1'40.949 *	28.086	28.866*	25.935	18.062	215.5								
22nd	34	Jakob ROSENTHAL				Liqui Moly Husqvarna	AUT							
		Runs=2	Total laps=12	Full laps=9	Valid laps=7									
1	3'10.755	45.583	32.655	28.580	19.136									
2	1'44.088	28.918	29.826	26.598	18.746	209.3								
3	1'43.536	28.796	29.685	26.409	18.646	211.7								
4	1'42.632 *	28.634	29.411*	26.188	18.399	212.3								
5	1'41.779	28.235	29.289	26.026	18.229	214.2								
6	1'42.518	28.223	29.231	26.441	18.623	216.2								
7	1'42.375	28.415	29.124	26.500	18.336	214.9								
8	1'42.726 P	29.527	30.156	27.243	15.800	214.9								
9	9'39.863	39.186	30.025	27.049	18.757									
10	1'44.550 *	28.80*	29.356	27.201	19.184	211.1								
11	1'46.486	32.636	29.610	26.012	18.228	211.1								
12	1'41.336	28.175	28.834	26.177	18.150	214.9								
23rd	21	Vicente PEREZ				Fibre Tec Honda - ML	SPA							
		Runs=2	Total laps=12	Full laps=9	Valid laps=5									
1	4'02.434 *	32.937	29.953	26.644	18.479*									
2	1'42.594 *	28.610	29.298	26.359	18.327*	217.5								
3	1'42.193	28.412	29.053	26.324	18.404	215.5								
4	1'41.755 *	28.292	28.947	26.203	18.313*	214.2								
5	1'41.866	28.405	28.935	26.220	18.306	214.2								
6	1'41.659	28.247	28.909	26.200	18.303	215.5								
7	1'49.342 *	29.04*	34.253*	27.689	18.358*	214.2								
8	1'45.771 P	28.707	31.183	27.937	17.944	215.5								
9	8'50.424 *	30.960	29.244	26.087	18.218*									
10	1'41.467	28.180	28.926	26.052	18.309	216.2								
11	1'41.358	28.206	28.876	26.012	18.264	218.1								
12	3'20.455 *	28.172			20.524*	215.5								
24th	7	Filippo FARIOLI				SIC58 Squadra Corse	ITA							
		Runs=2	Total laps=12	Full laps=9	Valid laps=5									
1	3'18.289	49.475	30.337	28.515	21.727									
2	1'42.770	28.633	29.244	26.293	18.600	214.9								
3	1'42.128	28.542	28.987	26.114	18.485	213.6								
4	1'41.686	28.422	28.891	26.067	18.306	213.0								
25th	10	Nicola CARRARO				LEVELUP - MTA	ITA							
		Runs=2	Total laps=14	Full laps=11	Valid laps=5									
1	3'13.903	52.221	31.796	27.524	19.023									
2	1'43.131	28.866	29.432	26.321	18.512	218.8								
3	1'41.935	28.474	29.028	26.161	18.272	219.5								
4	1'41.798	28.276	28.904	26.336	18.282	218.1								
5	1'41.734 *	28.291	28.872	26.208*	18.363	214.9								
6	1'43.565	28.188	31.005	26.116	18.256	216.2								
7	1'41.524	28.091	28.788	26.223	18.422	220.1								
8	1'45.236 P	33.559	29.176	26.277	16.224	215.5								
9	7'46.180	31.150	29.103	26.257	18.214									
10	1'42.077 *	28.285	29.326*	26.277	18.189*	220.1								
11	1'43.850 *	28.66*	30.432	26.393	18.358*	218.1								
12	1'43.911 *	28.174	28.768	26.854	20.115*	219.5								
13	1'41.776 *	28.232	29.068	26.298	18.178*	217.5								
14	1'41.697 *	28.197	28.795*	26.240	18.465	219.5								
26th	55	Noah DETTWILER				CIP Green Power	SWI							
		Runs=2	Total laps=11	Full laps=8	Valid laps=3									
1	3'17.746	48.259	31.350	27.900	18.769									
2	1'42.428	28.598	29.128	26.217	18.485	215.5								
3	1'41.646	28.413	28.813	26.097	18.323	217.5								
4	1'41.749 *	28.283	29.004	26.130	18.332*	215.5								
5	1'45.866 *	28.554	29.162	29.290*	18.860*	214.2								
6	1'43.384	28.623	29.153	26.563	19.045	218.1								
7	1'42.895 P	28.64*	29.003	26.477	18.769	213.6								
8	12'42.076 *	33.267	32.597	30.645	21.481*									
9	1'41.783 *	28.51*	28.903	26.126	18.244*	216.8								
10	1'43.294 *	28.495	29.686	26.852*	18.261*	216.2								
11	1'41.560 *	28.340	28.842*	26.138	18.240	217.5								
27th	5	Tatchakorn BUASRI				Honda Team Asia	THA							
		Runs=2	Total laps=13	Full laps=10	Valid laps=5									
1	3'17.412	48.453	31.884	27.845	18.858									
2	1'42.647	28.717	29.086	26.381	18.463	219.5								
3	1'43.586 *	28.665	29.239	26.805	18.877*	216.8								
4	1'42.124	28.436	28.945	26.274	18.469	218.1								
5	1'42.143	28.338	28.946	26.420	18.439	215.5								
6	1'42.365	28.465	28.961	26.511	18.428	212.3								
7	1'44.976 *	29.90*	29.560	26.646	18.864	214.9								
8	1'47.147 P	30.329	30.510	28.234	18.074	214.9								
9	9'19.674 *	34.403	29.201	26.732	18.189*									
10	1'42.438 *	28.39*	29.169	26.582	18.291*	216.8								
11	1'43.580 *	28.301	28.829	26.597	19.853*	214.9								
12	1'42.238	28.558	28.805	26.446	18.429	214.2								
13	1'41.853 *	28.329	28.713*	26.431	18.380	214.9								

Fastest Lap: Joel KELSO BOE Motorsports AUS 1'39.921 27.710 28.406 25.825 17.980

These data/results cannot be reproduced, stored and/or transmitted in whole or in part by any manner of electronic, mechanical, photocopying, recording, broadcasting or otherwise now known or herein after developed without the previous express consent by the copyright owner, except for reproduction in daily press and regular printed publications on sale to the public within 60 days of the event related to those data/results and always provided that copyright symbol appears together as follows below.
© DORNA, 2024



4348 m.

MOTORRAD GRAND PRIX VON ÖSTERREICH

Practice Nr. 2

Best Partial Times

Moto3™


IT Ideal Lap Time, sum of the best partial times

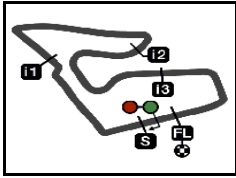
BT Best Lap Time

T1		T2		T3		T4				IT		BT	
Pos	Rider	Time	Rider	Time	Rider	Time	Rider	Time	Pos	Rider	IT	BT	
1	J.KELSO	27.710	D.ALONSO	28.355	R.YAMANAKA	25.728	T.FURUSATO	17.875	1	J.KELSO	1'39.915	1'39.921	(1)
2	C.VEIJER	27.763	J.KELSO	28.406	J.ROULSTONE	25.779	I.ORTOLA	17.909	2	D.ALONSO	1'40.008	1'40.008	(2)
3	A.PIQUERAS	27.786	J.RUEDA	28.489	D.MUÑOZ	25.784	D.ALONSO	17.938	3	C.VEIJER	1'40.109	1'40.257	(3)
4	D.ALONSO	27.807	C.VEIJER	28.500	D.HOLGADO	25.793	C.VEIJER	17.949	4	D.HOLGADO	1'40.253	1'40.317	(5)
5	D.HOLGADO	27.854	A.PIQUERAS	28.504	S.NEPA	25.819	J.KELSO	17.974	5	A.PIQUERAS	1'40.315	1'40.315	(4)
6	I.ORTOLA	27.862	X.ZURUTUZA	28.541	J.KELSO	25.825	J.RUEDA	18.026	6	I.ORTOLA	1'40.327	1'40.654	(8)
7	R.ROSSI	27.891	J.ESTEBAN	28.556	I.ORTOLA	25.843	T.SUZUKI	18.029	7	D.MUÑOZ	1'40.373	1'40.434	(6)
8	D.MUÑOZ	27.900	D.HOLGADO	28.565	M.BERTELLE	25.860	S.OGDEN	18.032	8	J.RUEDA	1'40.478	1'40.611	(7)
9	T.FURUSATO	27.961	R.YAMANAKA	28.601	T.SUZUKI	25.874	D.HOLGADO	18.041	9	J.ROULSTONE	1'40.493	1'40.703	(11)
10	X.ZURUTUZA	27.961	D.MUÑOZ	28.617	R.ROSSI	25.887	A.PIQUERAS	18.044	10	R.YAMANAKA	1'40.498	1'41.042	(18)
11	J.ESTEBAN	27.963	A.FERNANDEZ	28.622	C.VEIJER	25.897	J.ROULSTONE	18.051	11	T.FURUSATO	1'40.509	1'40.797	(13)
12	J.ROULSTONE	27.980	M.BERTELLE	28.627	A.FERNANDEZ	25.898	R.ROSSI	18.062	12	R.ROSSI	1'40.558	1'40.857	(15)
13	A.FERNANDEZ	27.990	T.FURUSATO	28.666	D.ALMANSA	25.908	S.NEPA	18.066	13	X.ZURUTUZA	1'40.585	1'40.737	(12)
14	J.RUEDA	27.992	J.ROULSTONE	28.683	D.ALONSO	25.908	D.MUÑOZ	18.072	14	S.NEPA	1'40.586	1'40.681	(10)
15	S.NEPA	28.007	L.LUNETTA	28.685	J.ESTEBAN	25.917	R.YAMANAKA	18.073	15	A.FERNANDEZ	1'40.591	1'40.989	(17)
16	T.SUZUKI	28.036	S.NEPA	28.694	S.OGDEN	25.935	A.FERNANDEZ	18.081	16	J.ESTEBAN	1'40.637	1'40.665	(9)
17	M.BERTELLE	28.055	I.ORTOLA	28.713	F.FARIOLI	25.971	X.ZURUTUZA	18.083	17	M.BERTELLE	1'40.675	1'40.804	(14)
18	S.OGDEN	28.086	R.ROSSI	28.718	J.RUEDA	25.971	M.BERTELLE	18.133	18	T.SUZUKI	1'40.700	1'40.886	(16)
19	N.CARRARO	28.091	D.ALMANSA	28.744	A.PIQUERAS	25.981	J.ROSENTHALER	18.150	19	S.OGDEN	1'40.923	1'41.327	(21)
20	F.FARIOLI	28.095	T.SUZUKI	28.761	X.ZURUTUZA	26.000	L.LUNETTA	18.152	20	L.LUNETTA	1'41.005	1'41.100	(19)
21	R.YAMANAKA	28.096	N.CARRARO	28.768	T.FURUSATO	26.007	F.FARIOLI	18.172	21	F.FARIOLI	1'41.053	1'41.409	(24)
22	L.LUNETTA	28.109	T.BUASRI	28.805	V.PEREZ	26.012	J.ESTEBAN	18.201	22	D.ALMANSA	1'41.141	1'41.166	(20)
23	V.PEREZ	28.172	N.DETTWILER	28.813	J.ROSENTHALER	26.012	D.ALMANSA	18.212	23	J.ROSENTHAL	1'41.171	1'41.336	(22)
24	J.ROSENTHALER	28.175	F.FARIOLI	28.815	L.LUNETTA	26.059	N.CARRARO	18.214	24	N.CARRARO	1'41.189	1'41.524	(25)

These data/results cannot be reproduced, stored and/or transmitted in whole or in part by any manner of electronic, mechanical, photocopying, recording, broadcasting or otherwise now known or herein after developed without the previous express consent by the copyright owner, except for reproduction in daily press and regular printed publications on sale to the public within 60 days of the event related to those data/results and always provided that copyright symbol appears together as follows below.
© DORNA, 2024

ed Bull Ring - Spielberg

Results and timing service provided by 



4348 m.

MOTORRAD GRAND PRIX VON ÖSTERREICH

Practice Nr. 2

Best Partial Times

Moto3™

IT Ideal Lap Time, sum of the best partial times

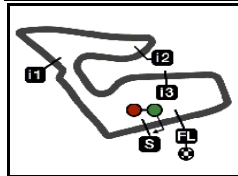
BT Best Lap Time

<i>T1</i>		<i>T2</i>		<i>T3</i>		<i>T4</i>				<i>IT</i>	<i>BT</i>	
<i>Pos</i>	<i>Rider</i>	<i>Time</i>	<i>Rider</i>	<i>Time</i>	<i>Rider</i>	<i>Time</i>	<i>Rider</i>	<i>Time</i>	<i>Pos</i>	<i>Rider</i>		
25	D.ALMANSA	28.277	J.ROSENTHALER	28.834	N.DETTWILER	26.097	N.DETTWILER	18.240	25	V.PEREZ	1'41.324	1'41.358 (23)
26	N.DETTWILER	28.283	S.OGDEN	28.870	N.CARRARO	26.116	V.PEREZ	18.264	26	N.DETTWILER	1'41.433	1'41.646 (26)
27	T.BUASRI	28.301	V.PEREZ	28.876	T.BUASRI	26.274	T.BUASRI	18.380	27	T.BUASRI	1'41.760	1'42.124 (27)

These data/results cannot be reproduced, stored and/or transmitted in whole or in part by any manner of electronic, mechanical, photocopying, recording, broadcasting or otherwise now known or herein after developed without the previous express consent by the copyright owner, except for reproduction in daily press and regular printed publications on sale to the public within 60 days of the event related to those data/results and always provided that copyright symbol appears together as follows below.
© DORNA, 2024

Official MotoGP Timing by **TISSOT**
www.motogp.com





4348 m.

MOTORRAD GRAND PRIX VON ÖSTERREICH

Practice Nr. 2

Fastest Laps Sequence

<i>Practice Time</i>	 <i>Rider</i>	<i>Nation</i>	<i>Motorcycle</i>	<i>Time</i>	<i>Km/h</i>	<i>Rider's Lap</i>
3'59.937	99 Jose Antonio RUEDA	SPA	KTM	1'42.593	152.5	2
5'00.174	55 Noah DETTWILER	SWI	KTM	1'42.428	152.8	2
5'02.177	64 David MUÑOZ	SPA	KTM	1'41.776	153.7	2
5'27.541	80 David ALONSO	COL	CFMOTO	1'41.428	154.3	2
5'34.147	48 Ivan ORTOLA	SPA	KTM	1'41.164	154.7	2
6'43.254	64 David MUÑOZ	SPA	KTM	1'41.077	154.8	3
7'15.063	48 Ivan ORTOLA	SPA	KTM	1'40.916	155.1	3
8'23.952	64 David MUÑOZ	SPA	KTM	1'40.698	155.4	4
12'17.193	48 Ivan ORTOLA	SPA	KTM	1'40.654	155.5	6
13'51.911	80 David ALONSO	COL	CFMOTO	1'40.602	155.5	7
24'33.105	96 Daniel HOLGADO	SPA	GASGAS	1'40.520	155.7	11
26'13.422	96 Daniel HOLGADO	SPA	GASGAS	1'40.317	156.0	12
26'42.291	66 Joel KELSO	AUS	KTM	1'40.121	156.3	12
28'22.212	66 Joel KELSO	AUS	KTM	1'39.921	156.6	13

These data/results cannot be reproduced, stored and/or transmitted in whole or in part by any manner of electronic, mechanical, photocopying, recording, broadcasting or otherwise now known or herein after developed without the previous express consent by the copyright owner, except for reproduction in daily press and regular printed publications on sale to the public within 60 days of the event related to those data/results and always provided that copyright symbol appears together as follows below.

© DORNA, 2024