


4348 m.

MOTORRAD GRAND PRIX VON ÖSTERREICH

Qualifying Nr. 1

Classification

**17**

	Rider	Nation	Team	Motorcycle	Time	Lap	Total	Gap	Top Speed
1	43 Jack MILLER	AUS	Red Bull KTM Factory Racing	KTM	<b>1'28.567</b>	6	8		<b>311.6</b>
2	44 Pol ESPARGARO	SPA	Red Bull KTM Factory Racing	KTM	<b>1'28.635</b>	5	8	0.068 0.068	<b>314.4</b>
3	88 Miguel OLIVEIRA	POR	Trackhouse Racing	APRILIA	<b>1'28.635</b>	7	8	0.068	<b>314.4</b>
4	31 Pedro ACOSTA	SPA	Red Bull GASGAS Tech3	KTM	<b>1'28.659</b>	8	8	0.092 0.024	<b>314.4</b>
5	20 Fabio QUARTARARO	FRA	Monster Energy Yamaha MotoGP	YAMAHA	<b>1'29.047</b>	7	8	0.480 0.388	<b>307.6</b>
6	37 Augusto FERNANDEZ	SPA	Red Bull GASGAS Tech3	KTM	<b>1'29.104</b>	6	8	0.537 0.057	<b>313.0</b>
7	5 Johann ZARCO	FRA	CASTROL Honda LCR	HONDA	<b>1'29.165</b>	7	8	0.598 0.061	<b>315.7</b>
8	10 Luca MARINI	ITA	Repsol Honda Team	HONDA	<b>1'29.259</b>	7	8	0.692 0.094	<b>310.3</b>
9	36 Joan MIR	SPA	Repsol Honda Team	HONDA	<b>1'29.344</b>	7	8	0.777 0.085	<b>309.0</b>
10	25 Raul FERNANDEZ	SPA	Trackhouse Racing	APRILIA	<b>1'29.428</b>	6	8	0.861 0.084	<b>309.0</b>
11	42 Alex RINS	SPA	Monster Energy Yamaha MotoGP	YAMAHA	<b>1'29.552</b>	5	6	0.985 0.124	<b>310.3</b>
12	30 Takaaki NAKAGAMI	JPN	IDEMITSU Honda LCR	HONDA	<b>1'29.612</b>	8	8	1.045 0.060	<b>306.3</b>
13	6 Stefan BRADL	GER	HRC Test Team	HONDA	<b>1'29.692</b>	7	8	1.125 0.080	<b>314.4</b>
14	32 Lorenzo SAVADORI	ITA	Aprilia Racing	APRILIA	<b>1'29.899</b>	6	7	1.332 0.207	<b>317.1</b>

Practice condition: Dry

Air: 23°

Humidity: 69%

Ground: 29°

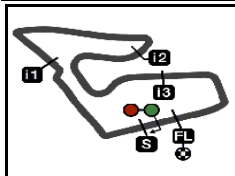
<b>Fastest Lap:</b>	Lap: 6	Jack MILLER	1'28.567	176.7 Km/h
<b>Best Race Lap:</b>	2023	Francesco BAGNAIA	1'29.840	174.2 Km/h
<b>All-Time Lap Record:</b>	2024	Francesco BAGNAIA	1'28.508	176.8 Km/h

The results are provisional until the end of the limit for protest and appeals.

Time limit for protest expires 60' after publication of the results - ..... Time: .....

These data/results cannot be reproduced, stored and/or transmitted in whole or in part by any manner of electronic, mechanical, photocopying, recording, broadcasting or otherwise now known or herein after developed without the previous express consent by the copyright owner, except for reproduction in daily press and regular printed publications on sale to the public within 60 days of the event related to those data/results and always provided that copyright symbol appears together as follows below.

© DORNA, 2024



4348 m.

## MOTORRAD GRAND PRIX VON ÖSTERREICH

## Qualifying Nr. 1

## Top Speed &amp; Average

18



Rider	Nation	Motorcycle	Top 5 speeds					Average	Top
32 <b>Lorenzo SAVADORI</b>	ITA	APRILIA	317.1	311.6	310.3	310.3	309.0	311.7	317.1
5 <b>Johann ZARCO</b>	FRA	HONDA	315.7	311.6	310.3	310.3	310.3	311.4	315.7
6 <b>Stefan BRADL</b>	GER	HONDA	314.4	310.3	310.3	310.3	309.0	310.6	314.4
31 <b>Pedro ACOSTA</b>	SPA	KTM	314.4	314.4	311.6	311.6	310.3	312.1	314.4
44 <b>Poł ESPARGARO</b>	SPA	KTM	314.4	313.0	313.0	311.6	311.6	312.5	314.4
88 <b>Miguel OLIVEIRA</b>	POR	APRILIA	314.4	311.6	311.6	309.0	309.0	311.1	314.4
37 <b>Augusto FERNANDEZ</b>	SPA	KTM	313.0	310.3	310.3	310.3	307.6	309.9	313.0
43 <b>Jack MILLER</b>	AUS	KTM	311.6	311.6	310.3	310.3	310.3	310.8	311.6
10 <b>Luca MARINI</b>	ITA	HONDA	310.3	307.6	307.6	307.6	305.0	307.2	310.3
42 <b>Alex RINS</b>	SPA	YAMAHA	310.3	310.3	310.3	309.0		310.0	310.3
25 <b>Raul FERNANDEZ</b>	SPA	APRILIA	309.0	307.6	307.6	307.6	306.3	307.6	309.0
36 <b>Joan MIR</b>	SPA	HONDA	309.0	307.6	307.6	307.6	307.6	307.9	309.0
20 <b>Fabio QUARTARARO</b>	FRA	YAMAHA	307.6	307.6	307.6	305.0	305.0	306.6	307.6
30 <b>Takaaki NAKAGAMI</b>	JPN	HONDA	306.3	306.3	306.3	305.0	305.0	305.7	306.3

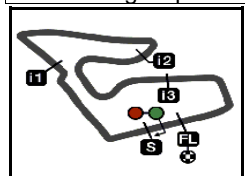
These data/results cannot be reproduced, stored and/or transmitted in whole or in part by any manner of electronic, mechanical, photocopying, recording, broadcasting or otherwise now known or herein after developed without the previous express consent by the copyright owner, except for reproduction in daily press and regular printed publications on sale to the public within 60 days of the event related to those data/results and always provided that copyright symbol appears together as follows below.

© DORNA, 2024

Official MotoGP Timing by TISSOT  
www.motogp.com



Spielberg, Saturday, August 17, 2024



4348 m.

## MOTORRAD GRAND PRIX VON ÖSTERREICH

## Qualifying Nr. 1

## Chronological Analysis of Performances

19

\* Lap / Sector time cancelled

T1 Time from finish line to 1st intermediate

T3 Time from 2nd intermed. to 3rd intermed.

P Crossing the finish line in pit lane

T2 Time from 1st intermed. to 2nd intermed.

T4 Time from 3rd intermediate to finish line

\*\*Tyre data subject to further updates

Lap	Lap Time	T1	T2	T3	T4	Speed	Lap	Lap Time	T1	T2	T3	T4	Speed
<b>1st</b>	<b>43</b>	<b>Jack MILLER</b>		KTM	AUS		7	<b>1'28.635</b>	24.209	24.819	23.421	16.186	311.6
		Red Bull KTM Factory Racing					8	1'37.499 *	28.613*	28.176	24.117	16.593	314.4
		Runs=2	Total laps=8	Full laps=5	Valid laps=3								
<b>Run #</b>	<b>1</b>	<b>Front Tyre</b>	<b>Slick-Medium</b>	<b>Rear Tyre</b>	<b>Slick-Soft</b>								
		<b>New Tyre</b>		<b>New Tyre</b>									
1	2'10.108	31.741	25.806	24.427	16.719								
2	1'39.498 *	28.113*	30.278	24.509	16.598	307.6							
3	<b>1'28.984</b>	24.369	24.644	23.690	16.281	311.6							
4	1'32.162 P	24.895	27.738	24.904	14.625	310.3							
<b>Run #</b>	<b>2</b>	<b>Front Tyre</b>	<b>Slick-Medium</b>	<b>Rear Tyre</b>	<b>Slick-Soft</b>								
		<b>4 Laps at start</b>		<b>New Tyre</b>									
5	4'56.378	30.871	26.576	24.352	16.466								
6	<b>1'28.567</b>	24.178	24.567	23.511	16.311	310.3							
7	1'40.290 *	32.201*	25.764	25.889	16.436	310.3							
8	<b>1'30.354</b>	24.400	25.003	24.322	16.629	311.6							
<b>2nd</b>	<b>44</b>	<b>Poi ESPARGARO</b>		KTM	SPA								
		Red Bull KTM Factory Racing											
		Runs=2	Total laps=8	Full laps=5	Valid laps=4								
<b>Run #</b>	<b>1</b>	<b>Front Tyre</b>	<b>Slick-Medium</b>	<b>Rear Tyre</b>	<b>Slick-Soft</b>								
		<b>New Tyre</b>		<b>New Tyre</b>									
1	2'20.491	30.602	26.132	24.677	16.653								
2	<b>1'30.476</b>	24.521	24.937	24.522	16.496	313.0							
3	1'27.671 P	24.596	24.737	24.218	14.120	314.4							
<b>Run #</b>	<b>2</b>	<b>Front Tyre</b>	<b>Slick-Medium</b>	<b>Rear Tyre</b>	<b>Slick-Soft</b>								
		<b>3 Laps at start</b>		<b>New Tyre</b>									
4	4'06.485	29.787	25.817	24.346	16.689								
5	<b>1'28.635</b>	24.351	24.610	23.454	16.220	311.6							
6	<b>1'28.799</b>	24.233	24.840	23.464	16.262	311.6							
7	1'46.168 *	31.787*	32.513	24.947*	16.921	311.6							
8	<b>1'28.696</b>	24.329	24.603	23.485	16.279	313.0							
<b>3rd</b>	<b>88</b>	<b>Miguel OLIVEIRA</b>		APRILIA	POR								
		Trackhouse Racing											
		Runs=2	Total laps=8	Full laps=5	Valid laps=4								
<b>Run #</b>	<b>1</b>	<b>Front Tyre</b>	<b>Slick-Medium</b>	<b>Rear Tyre</b>	<b>Slick-Soft</b>								
		<b>New Tyre</b>		<b>New Tyre</b>									
1	1'59.432	32.082	26.108	25.025	16.654								
2	<b>1'29.673</b>	24.651	24.956	23.659	16.407	307.6							
3	<b>1'29.201</b>	24.375	24.955	23.611	16.260	309.0							
4	1'35.547 P	25.921	26.043	27.770	15.813	309.0							
<b>Run #</b>	<b>2</b>	<b>Front Tyre</b>	<b>Slick-Medium</b>	<b>Rear Tyre</b>	<b>Slick-Soft</b>								
		<b>4 Laps at start</b>		<b>New Tyre</b>									
5	5'11.021	31.508	25.375	24.459	16.500								
6	<b>1'35.591</b>	24.271	28.520	26.081	16.719	311.6							
<b>4th</b>	<b>31</b>	<b>Pedro ACOSTA</b>		KTM	SPA								
		Red Bull GASGAS Tech3											
		Runs=2	Total laps=8	Full laps=5	Valid laps=4								
<b>Run #</b>	<b>1</b>	<b>Front Tyre</b>	<b>Slick-Medium</b>	<b>Rear Tyre</b>	<b>Slick-Soft</b>								
		<b>New Tyre</b>		<b>New Tyre</b>									
1	2'17.621	32.941	26.822	24.951	16.371								
2	<b>1'29.393</b>	24.493	24.927	23.716	16.257	311.6							
3	<b>1'28.864</b>	24.236	24.763	23.620	16.245	310.3							
4	1'27.814 P	23.491*	26.455	24.335	13.533	311.6							
<b>Run #</b>	<b>2</b>	<b>Front Tyre</b>	<b>Slick-Medium</b>	<b>Rear Tyre</b>	<b>Slick-Soft</b>								
		<b>4 Laps at start</b>		<b>New Tyre</b>									
5	5'04.193	28.851	26.594	24.114	16.393								
6	<b>1'28.711</b>	24.221	24.690	23.550	16.250	314.4							
7	1'28.883 *	24.300	24.643	23.614	16.326*	314.4							
8	<b>1'28.659</b>	24.149	24.706	23.545	16.259	310.3							
<b>5th</b>	<b>20</b>	<b>Fabio QUARTARARO</b>		YAMAHA	FRA								
		Monster Energy Yamaha MotoGP Team											
		Runs=2	Total laps=8	Full laps=5	Valid laps=5								
<b>Run #</b>	<b>1</b>	<b>Front Tyre</b>	<b>Slick-Medium</b>	<b>Rear Tyre</b>	<b>Slick-Soft</b>								
		<b>New Tyre</b>		<b>New Tyre</b>									
1	2'44.136	30.759	26.130	24.680	16.725								
2	<b>1'29.667</b>	24.553	24.886	23.886	16.342	305.0							
3	<b>1'29.194</b>	24.342	24.785	23.764	16.303	305.0							
4	1'30.801 P	25.905	26.078	24.791	14.027	303.7							
<b>Run #</b>	<b>2</b>	<b>Front Tyre</b>	<b>Slick-Medium</b>	<b>Rear Tyre</b>	<b>Slick-Soft</b>								
		<b>4 Laps at start</b>		<b>New Tyre</b>									
5	4'37.492	30.083	25.449	23.959	16.500								
6	<b>1'31.009</b>	24.309	26.128	24.209	16.363	307.6							
7	<b>1'29.047</b>	24.311	24.811	23.654	16.271	307.6							
8	<b>1'29.170</b>	24.343	24.824	23.617	16.386	307.6							
<b>6th</b>	<b>37</b>	<b>Augusto FERNANDEZ</b>		KTM	SPA								
		Red Bull GASGAS Tech3											
		Runs=2	Total laps=8	Full laps=5	Valid laps=5								
<b>Run #</b>	<b>1</b>	<b>Front Tyre</b>	<b>Slick-Medium</b>	<b>Rear Tyre</b>	<b>Slick-Soft</b>								
		<b>New Tyre</b>		<b>New Tyre</b>									
1	2'17.956	53.676	27.116	24.766	16.512								
2	<b>1'29.697</b>	24.612	25.049	23.658	16.378	310.3							
3	<b>1'29.540</b>	24.519	24.978	23.688	16.355	310.3							
4	1'40.240 P	31.908*	28.746	25.131	14.455	307.6							

**Fastest Lap:** Jack MILLER Red Bull KTM Factory AUS **1'28.567** 24.178 24.567 23.511 16.311

These data/results cannot be reproduced, stored and/or transmitted in whole or in part by any manner of electronic, mechanical, photocopying, recording, broadcasting or otherwise now known or herein after developed without the previous express consent by the copyright owner, except for reproduction in daily press and regular printed publications on sale to the public within 60 days of the event related to those data/results and always provided that copyright symbol appears together as follows below.  
© DORNA, 2024

# Qualifying Nr. 1

MotoGP

Lap	Lap Time	T1	T2	T3	T4	Speed	Lap	Lap Time	T1	T2	T3	T4	Speed
<b>10th 25</b> Raul FERNANDEZ Trackhouse Racing Runs=2 Total laps=8 Full laps=5 Valid laps=4													
Run #	2	Front Tyre	Slick-Medium	Rear Tyre	Slick-Soft		Run #	1	Front Tyre	Slick-Medium	Rear Tyre	Slick-Soft	
		4 Laps at start			New Tyre				New Tyre			New Tyre	
5	4'51.062	29.979	25.927	23.897	16.403		1	2'30.378	30.797	26.274	24.352	16.996	
6	1'29.104	24.445	24.880	23.472	16.307	313.0	2	1'35.325 *	28.071*	26.461	24.206	16.587	306.3
7	1'29.551	24.490	25.032	23.649	16.380	310.3	3	1'29.958	24.617	25.260	23.785	16.296	305.0
8	1'43.094	34.921	26.701	24.823	16.649	307.6	4	1'28.454 P	24.484	25.098	23.706	15.166	307.6
<b>7th 5</b> Johann ZARCO CASTROL Honda LCR Runs=2 Total laps=8 Full laps=5 Valid laps=5													
Run #	1	Front Tyre	Slick-Medium	Rear Tyre	Slick-Soft		Run #	2	Front Tyre	Slick-Medium	Rear Tyre	Slick-Soft	
		New Tyre			New Tyre				4 Laps at start			New Tyre	
1	2'21.000	31.029	26.497	24.680	16.919		5	3'40.247	29.693	25.770	24.069	16.585	
2	1'30.148	24.754	24.986	23.869	16.539	310.3	6	1'29.428	24.474	25.091	23.616	16.247	307.6
3	1'29.666	24.666	24.907	23.732	16.361	315.7	7	1'29.541	24.463	25.148	23.624	16.306	309.0
4	1'29.359	24.438	24.993	23.566	16.362	310.3	8	1'29.644	24.511	25.009	23.697	16.427	307.6
5	1'37.654 P	30.648*	26.713	25.040	15.253	311.6							
<b>11th 42</b> Alex RINS Monster Energy Yamaha MotoGP Team Runs=2 Total laps=6 Full laps=3 Valid laps=2													
Run #	1	Front Tyre	Slick-Soft	Rear Tyre	Slick-Soft		Run #	1	Front Tyre	Slick-Soft	Rear Tyre	Slick-Soft	
		New Tyre			New Tyre				New Tyre			New Tyre	
1	2'44.556	34.104	27.416	25.180	16.757		2	2'04.397 P	25.006	33.004	44.003	22.384	310.3
2	1'37.180 *	27.213*	27.412	25.491	17.064	310.3							
<b>8th 10</b> Luca MARINI Repsol Honda Team Runs=2 Total laps=8 Full laps=5 Valid laps=5													
Run #	1	Front Tyre	Slick-Medium	Rear Tyre	Slick-Soft		Run #	2	Front Tyre	Slick-Medium	Rear Tyre	Slick-Soft	
		New Tyre			New Tyre				New Tyre			New Tyre	
1	2'11.126	45.136	26.136	24.369	16.661		3	6'41.459	30.703	26.734	25.129	16.774	
2	1'37.365	25.072	29.472	26.292	16.529	305.0	4	1'29.872	24.604	24.995	23.826	16.447	309.0
3	1'30.292	24.708	25.181	23.878	16.525	307.6	5	1'29.552	24.552	24.910	23.699	16.391	310.3
4	1'29.759	24.668	25.035	23.690	16.366	310.3	6	1'37.180 *	27.213*	27.412	25.491	17.064	310.3
5	1'38.378 P	28.827*	28.283	26.322	14.946	305.0							
<b>12th 30</b> Takaaki NAKAGAMI IDEMITSU Honda LCR Runs=2 Total laps=8 Full laps=5 Valid laps=4													
Run #	1	Front Tyre	Slick-Medium	Rear Tyre	Slick-Soft		Run #	1	Front Tyre	Slick-Medium	Rear Tyre	Slick-Soft	
		New Tyre			New Tyre				New Tyre			New Tyre	
1	2'00.349	31.567	30.252	26.063	17.360		2	1'31.163	25.031	25.593	23.965	16.574	306.3
2	1'31.163	25.031	25.593	23.965	16.574	306.3	3	1'30.068 *	24.750*	25.066	23.801	16.451	305.0
3	1'30.068 *	24.750*	25.066	23.801	16.451	305.0	4	1'29.786	24.499	25.073	23.732	16.482	305.0
4	1'29.786	24.499	25.073	23.732	16.482	305.0	5	1'33.026 P	27.026	26.500	25.115	14.385	305.0
5	1'33.026 P	27.026	26.500	25.115	14.385	305.0							
<b>9th 36</b> Joan MIR Repsol Honda Team Runs=2 Total laps=8 Full laps=5 Valid laps=3													
Run #	1	Front Tyre	Slick-Medium	Rear Tyre	Slick-Soft		Run #	2	Front Tyre	Slick-Medium	Rear Tyre	Slick-Soft	
		New Tyre			New Tyre				5 Laps at start			New Tyre	
1	2'12.641	35.665	26.173	24.177	16.817		6	3'58.640	31.795	26.426	24.501	16.882	
2	1'40.699 *	25.020*	35.240	23.944	16.495	306.3	7	1'31.092	24.650	25.777	24.159	16.506	306.3
3	1'29.826	24.612	25.057	23.723	16.434	309.0	8	1'29.612	24.519	25.007	23.655	16.431	306.3
4	1'29.905 P	24.612	25.598	24.235	15.460	307.6							
<b>13th 6</b> Stefan BRADL HRC Test Team Runs=2 Total laps=8 Full laps=5 Valid laps=5													
Run #	1	Front Tyre	Slick-Medium	Rear Tyre	Slick-Soft		Run #	1	Front Tyre	Slick-Medium	Rear Tyre	Slick-Soft	
		New Tyre			New Tyre				New Tyre			New Tyre	
1	1'59.699	32.187	26.445	24.647	16.765		2	1'32.567	24.993	25.491	25.478	16.605	309.0
2	1'32.567	24.993	25.491	25.478	16.605	309.0	3	1'30.306	24.775	25.307	23.760	16.464	310.3
3	1'30.306	24.775	25.307	23.760	16.464	310.3	4	1'30.537 P	24.643	25.696	24.964	15.234	309.0
4	1'30.537 P	24.643	25.696	24.964	15.234	309.0							

**Fastest Lap:** Jack MILLER Red Bull KTM Factory AUS 1'28.567 24.178 24.567 23.511 16.311

These data/results cannot be reproduced, stored and/or transmitted in whole or in part by any manner of electronic, mechanical, photocopying, recording, broadcasting or otherwise now known or herein after developed without the previous express consent by the copyright owner, except for reproduction in daily press and regular printed publications on sale to the public within 60 days of the event related to those data/results and always provided that copyright symbol appears together as follows below.  
© DORNA, 2024

Official MotoGP Timing by TISSOT  
www.motogp.com



# Qualifying Nr. 1

MotoGP

Lap	Lap Time	T1	T2	T3	T4	Speed	Lap	Lap Time	T1	T2	T3	T4	Speed	
<b>Run # 2</b>	<i>Front Tyre Slick-Medium</i>		<i>Rear Tyre Slick-Soft</i>											
	4 Laps at start		New Tyre											
5	5'15.761	31.562	25.733	25.299	18.996									
6	<b>1'30.056</b>	24.691	25.175	23.700	16.490	314.4								
7	<b>1'29.692</b>	24.625	24.957	23.672	16.438	310.3								
8	<b>1'30.318</b>	24.654	25.144	23.772	16.748	310.3								

**14th 32** **Lorenzo SAVADORI** APRILIA ITA  
 Aprilia Racing  
 Runs=2 Total laps=7 Full laps=4 Valid laps=4

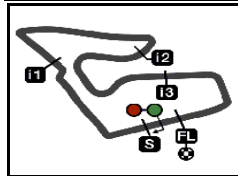
Run # 1	Front Tyre	Slick-Medium	Rear Tyre	Slick-Soft		
	New Tyre		New Tyre			
1	2'21.346	47.327	29.386	29.435	19.584	
2	<b>1'30.557</b>	24.964	25.224	23.804	16.565	317.1
3	<b>1'30.146</b>	24.744	25.228	23.688	16.486	311.6
4	1'33.759 P	27.794*	26.793	25.039	14.133	309.0

Run # 2	Front Tyre	Slick-Medium	Rear Tyre	Slick-Soft		
	4 Laps at start		New Tyre			
5	5'18.906	30.069	26.503	33.658	16.509	
6	<b>1'29.899</b>	24.689	25.172	23.716	16.322	310.3
7	<b>1'41.646</b>	30.929	27.523	25.913	17.281	310.3

**Fastest Lap:** Jack MILLER Red Bull KTM Factory AUS **1'28.567** 24.178 24.567 23.511 16.311

These data/results cannot be reproduced, stored and/or transmitted in whole or in part by any manner of electronic, mechanical, photocopying, recording, broadcasting or otherwise now known or herein after developed without the previous express consent by the copyright owner, except for reproduction in daily press and regular printed publications on sale to the public within 60 days of the event related to those data/results and always provided that copyright symbol appears together as follows below.  
 © DORNA, 2024





4348 m.

## MOTORRAD GRAND PRIX VON ÖSTERREICH

After the Qualifying Nr. 1

## Event Best Maximum Speed



Rider	Nation Team	Motorcycle	Km/h	
32 Lorenzo SAVADORI	ITA Aprilia Racing	APRILIA	317.1	Qualifying Nr. 1
5 Johann ZARCO	FRA CASTROL Honda LCR	HONDA	315.7	Qualifying Nr. 1
88 Miguel OLIVEIRA	POR Trackhouse Racing	APRILIA	314.4	Qualifying Nr. 1
6 Stefan BRADL	GER HRC Test Team	HONDA	314.4	Qualifying Nr. 1
44 Pol ESPARGARO	SPA Red Bull KTM Factory Racing	KTM	314.4	Qualifying Nr. 1
31 Pedro ACOSTA	SPA Red Bull GASGAS Tech3	KTM	314.4	Qualifying Nr. 1
33 Brad BINDER	RSA Red Bull KTM Factory Racing	KTM	314.4	Practice
37 Augusto FERNANDEZ	SPA Red Bull GASGAS Tech3	KTM	313.0	Qualifying Nr. 1
89 Jorge MARTIN	SPA Prima Pramac Racing	DUCATI	313.0	Free Practice Nr. 2
72 Marco BEZZECCHI	ITA Pertamina Enduro VR46 Racing T	DUCATI	313.0	Free Practice Nr. 2
42 Alex RINS	SPA Monster Energy Yamaha MotoGP	YAMAHA	313.0	Free Practice Nr. 1
93 Marc MARQUEZ	SPA Gresini Racing MotoGP	DUCATI	313.0	Free Practice Nr. 1
10 Luca MARINI	ITA Repsol Honda Team	HONDA	311.6	Free Practice Nr. 1
23 Enea BASTIANINI	ITA Ducati Lenovo Team	DUCATI	311.6	Practice
1 Francesco BAGNAIA	ITA Ducati Lenovo Team	DUCATI	311.6	Free Practice Nr. 2
41 Aleix ESPARGARO	SPA Aprilia Racing	APRILIA	311.6	Practice
43 Jack MILLER	AUS Red Bull KTM Factory Racing	KTM	311.6	Qualifying Nr. 1
36 Joan MIR	SPA Repsol Honda Team	HONDA	311.6	Free Practice Nr. 1
21 Franco MORBIDELLI	ITA Prima Pramac Racing	DUCATI	310.3	Practice
20 Fabio QUARTARARO	FRA Monster Energy Yamaha MotoGP	YAMAHA	310.3	Free Practice Nr. 1
25 Raul FERNANDEZ	SPA Trackhouse Racing	APRILIA	309.0	Qualifying Nr. 1
12 Maverick VIÑALES	SPA Aprilia Racing	APRILIA	309.0	Practice
73 Alex MARQUEZ	SPA Gresini Racing MotoGP	DUCATI	309.0	Free Practice Nr. 1
30 Takaaki NAKAGAMI	JPN IDEMITSU Honda LCR	HONDA	307.6	Free Practice Nr. 1
49 Fabio DI GIANNANTONIO	ITA Pertamina Enduro VR46 Racing T	DUCATI	307.6	Free Practice Nr. 1

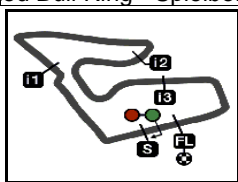
These data/results cannot be reproduced, stored and/or transmitted in whole or in part by any manner of electronic, mechanical, photocopying, recording, broadcasting or otherwise now known or herein after developed without the previous express consent by the copyright owner, except for reproduction in daily press and regular printed publications on sale to the public within 60 days of the event related to those data/results and always provided that copyright symbol appears together as follows below.

© DORNA, 2024

Official MotoGP Timing by TISSOT  
www.motogp.com



Spielberg, Saturday, August 17, 2024



4348 m.

## MOTORRAD GRAND PRIX VON ÖSTERREICH

## Qualifying Nr. 1

## Best Partial Times

MotoGP™

*IT* Ideal Lap Time, sum of the best partial times*BT* Best Lap Time

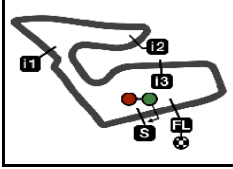
<i>T1</i>		<i>T2</i>		<i>T3</i>		<i>T4</i>				<i>IT</i>	<i>BT</i>	
<i>Pos</i>	<i>Rider</i>	<i>Time</i>	<i>Rider</i>	<i>Time</i>	<i>Rider</i>	<i>Time</i>	<i>Rider</i>	<i>Time</i>	<i>Pos</i>	<i>Rider</i>	<i>IT</i>	<i>BT</i>
1	P.ACOSTA	24.149	J.MILLER	24.567	M.OLIVEIRA	23.421	M.OLIVEIRA	16.186	1	<b>P.ESPARGAR</b>	1'28.510	1'28.635 (2)
2	<b>J.MILLER</b>	<b>24.178</b>	<b>P.ESPARGARO</b>	<b>24.603</b>	<b>P.ESPARGARO</b>	<b>23.454</b>	<b>P.ESPARGARO</b>	<b>16.220</b>	2	<b>J.MILLER</b>	1'28.537	1'28.567 (1)
3	M.OLIVEIRA	24.209	P.ACOSTA	24.643	A.FERNANDEZ	23.472	P.ACOSTA	16.245	3	<b>P.ACOSTA</b>	1'28.582	1'28.659 (4)
4	<b>P.ESPARGARO</b>	<b>24.233</b>	<b>F.QUARTARARO</b>	<b>24.785</b>	<b>J.MILLER</b>	<b>23.511</b>	<b>R.FERNANDEZ</b>	<b>16.247</b>	4	<b>M.OLIVEIRA</b>	1'28.635	1'28.635 (3)
5	F.QUARTARARO	24.309	M.OLIVEIRA	24.819	P.ACOSTA	23.545	F.QUARTARARO	16.271	5	<b>F.QUARTARAR</b>	1'28.982	1'29.047 (5)
6	<b>J.MIR</b>	<b>24.413</b>	<b>J.MIR</b>	<b>24.822</b>	<b>L.MARINI</b>	<b>23.559</b>	<b>J.MILLER</b>	<b>16.281</b>	6	<b>A.FERNANDEZ</b>	1'29.104	1'29.104 (6)
7	J.ZARCO	24.438	J.ZARCO	24.829	J.ZARCO	23.560	J.ZARCO	16.302	7	<b>J.ZARCO</b>	1'29.129	1'29.165 (7)
8	<b>A.FERNANDEZ</b>	<b>24.445</b>	<b>L.MARINI</b>	<b>24.857</b>	<b>J.MIR</b>	<b>23.588</b>	<b>A.FERNANDEZ</b>	<b>16.307</b>	8	<b>J.MIR</b>	1'29.180	1'29.344 (9)
9	R.FERNANDEZ	24.463	A.FERNANDEZ	24.880	R.FERNANDEZ	23.616	L.SAVADORI	16.322	9	<b>L.MARINI</b>	1'29.259	1'29.259 (8)
10	<b>T.NAKAGAMI</b>	<b>24.499</b>	<b>A.RINS</b>	<b>24.910</b>	<b>F.QUARTARARO</b>	<b>23.617</b>	<b>L.MARINI</b>	<b>16.325</b>	10	<b>R.FERNANDEZ</b>	1'29.335	1'29.428 (10)
11	L.MARINI	24.518	S.BRADL	24.957	T.NAKAGAMI	23.655	J.MIR	16.357	11	<b>A.RINS</b>	1'29.552	1'29.552 (11)
12	<b>A.RINS</b>	<b>24.552</b>	<b>T.NAKAGAMI</b>	<b>25.007</b>	<b>S.BRADL</b>	<b>23.672</b>	<b>A.RINS</b>	<b>16.391</b>	12	<b>T.NAKAGAMI</b>	1'29.592	1'29.612 (12)
13	S.BRADL	24.625	R.FERNANDEZ	25.009	L.SAVADORI	23.688	T.NAKAGAMI	16.431	13	<b>S.BRADL</b>	1'29.692	1'29.692 (13)
14	<b>L.SAVADORI</b>	<b>24.689</b>	<b>L.SAVADORI</b>	<b>25.172</b>	<b>A.RINS</b>	<b>23.699</b>	<b>S.BRADL</b>	<b>16.438</b>	14	<b>L.SAVADORI</b>	1'29.871	1'29.899 (14)

These data/results cannot be reproduced, stored and/or transmitted in whole or in part by any manner of electronic, mechanical, photocopying, recording, broadcasting or otherwise now known or herein after developed without the previous express consent by the copyright owner, except for reproduction in daily press and regular printed publications on sale to the public within 60 days of the event related to those data/results and always provided that copyright symbol appears together as follows below.

© DORNA, 2024

Official MotoGP Timing by TISSOT  
www.motogp.com






4348 m.

## MOTORRAD GRAND PRIX VON ÖSTERREICH

## Qualifying Nr. 1

## Fastest Laps Sequence

<i>Practice Time</i>	 <i>Rider</i>	<i>Nation</i>	<i>Motorcycle</i>	<i>Time</i>	<i>Km/h</i>	<i>Rider's Lap</i>
<b>3'29.105</b>	88 Miguel OLIVEIRA	POR	APRILIA	<b>1'29.673</b>	174.5	2
<b>3'47.014</b>	31 Pedro ACOSTA	SPA	KTM	<b>1'29.393</b>	175.1	2
<b>4'58.306</b>	88 Miguel OLIVEIRA	POR	APRILIA	<b>1'29.201</b>	175.4	3
<b>5'15.878</b>	31 Pedro ACOSTA	SPA	KTM	<b>1'28.864</b>	176.1	3
<b>10'53.758</b>	44 Pol ESPARGARO	SPA	KTM	<b>1'28.635</b>	176.5	5
<b>13'15.697</b>	43 Jack MILLER	AUS	KTM	<b>1'28.567</b>	176.7	6

These data/results cannot be reproduced, stored and/or transmitted in whole or in part by any manner of electronic, mechanical, photocopying, recording, broadcasting or otherwise now known or herein after developed without the previous express consent by the copyright owner, except for reproduction in daily press and regular printed publications on sale to the public within 60 days of the event related to those data/results and always provided that copyright symbol appears together as follows below.

© DORNA, 2024