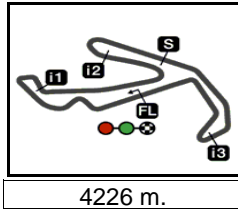


GRAN PREMIO RED BULL DI SAN MARINO E DELLA RIVIERA


Practice Nr. 1

Classification

6



4226 m.

	Rider	Nation	Team	Motorcycle	Time	Lap	Total	Gap	Top Speed
1	31 Adrian FERNANDEZ	SPA	Leopard Racing	HONDA	1'40.909	15	16		208.4
2	99 Jose Antonio RUEDA	SPA	Red Bull KTM Ajo	KTM	1'40.985	15	15	0.076 0.076	207.6
3	80 David ALONSO	COL	CFMOTO Gaviota Aspar Team	CFMOTO	1'41.096	13	18	0.187 0.111	208.8
4	36 Angel PIQUERAS	SPA	Leopard Racing	HONDA	1'41.113	12	13	0.204 0.017	208.0
5	58 Luca LUNETTA	ITA	SIC58 Squadra Corse	HONDA	1'41.198	13	13	0.289 0.085	206.5
6	48 Ivan ORTOLA	SPA	MT Helmets - MSI	KTM	1'41.228	16	17	0.319 0.030	209.3
7	18 Matteo BERTELLE	ITA	Kopron Rivacold Snipers Team	HONDA	1'41.262	15	16	0.353 0.034	206.5
8	96 Daniel HOLGADO	SPA	Red Bull GASGAS Tech3	GASGAS	1'41.316	14	16	0.407 0.054	208.0
9	95 Collin VEIJER	NED	Liqui Moly Husqvarna Intact GP	HUSQVARNA	1'41.317	12	15	0.408 0.001	204.9
10	7 Filippo FARIOLI	ITA	SIC58 Squadra Corse	HONDA	1'41.476	13	15	0.567 0.159	205.7
11	64 David MUÑOZ	SPA	BOE Motorsports	KTM	1'41.479	11	12	0.570 0.003	208.4
12	82 Stefano NEPA	ITA	LEVELUP - MTA	KTM	1'41.514	12	13	0.605 0.035	208.4
13	66 Joel KELSO	AUS	BOE Motorsports	KTM	1'41.592	14	16	0.683 0.078	206.5
14	19 Scott OGDEN	GBR	FleetSafe Honda - MLav Racing	HONDA	1'41.633	12	12	0.724 0.041	206.8
15	21 Vicente PEREZ	SPA	FleetSafe Honda - MLav Racing	HONDA	1'41.679	11	11	0.770 0.046	207.6
16	12 Jacob ROULSTONE	AUS	Red Bull GASGAS Tech3	GASGAS	1'41.687	14	15	0.778 0.008	208.8
17	54 Riccardo ROSSI	ITA	CIP Green Power	KTM	1'41.758	18	19	0.849 0.071	206.8
18	72 Taiyo FURUSATO	JPN	Honda Team Asia	HONDA	1'41.768	14	15	0.859 0.010	208.4
19	22 David ALMANSA	SPA	Kopron Rivacold Snipers Team	HONDA	1'41.833	14	18	0.924 0.065	206.1
20	24 Tatsuki SUZUKI	JPN	Liqui Moly Husqvarna Intact GP	HUSQVARNA	1'41.949	14	15	1.040 0.116	206.5
21	85 Xabi ZURUTUZA	SPA	Red Bull KTM Ajo	KTM	1'42.182	12	13	1.273 0.233	209.3
22	10 Nicola CARRARO	ITA	LEVELUP - MTA	KTM	1'42.317	14	14	1.408 0.135	207.2
23	34 Jakob ROSENTHALER	AUT	Liqui Moly Husqvarna Intact GP	HUSQVARNA	1'42.378	14	15	1.469 0.061	204.1
24	6 Ryusei YAMANAKA	JPN	MT Helmets - MSI	KTM	1'42.437	8	17	1.528 0.059	206.1
25	78 Joel ESTEBAN	SPA	CFMOTO Gaviota Aspar Team	CFMOTO	1'42.896	9	16	1.987 0.459	208.8
26	55 Noah DETTWILER	SWI	CIP Green Power	KTM	1'43.543	11	14	2.634 0.647	206.8
27	5 Tatchakorn BUASRI	THA	Honda Team Asia	HONDA	1'43.861	5	16	2.952 0.318	207.2

Practice condition: Dry

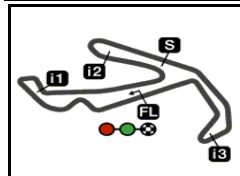
Fastest Lap:	Lap: 15	Adrian FERNANDEZ	1'40.909	150.7 Km/h
Best Race Lap:	2023	David ALONSO	1'41.297	150.1 Km/h
All-Time Lap Record:	2024	Adrian FERNANDEZ	1'40.909	150.7 Km/h

The results are provisional until the end of the limit for protest and appeals.

Time limit for protest expires 60' after publication of the results - Time:

These data/results cannot be reproduced, stored and/or transmitted in whole or in part by any manner of electronic, mechanical, photocopying, recording, broadcasting or otherwise now known or herein after developed without the previous express consent by the copyright owner, except for reproduction in daily press and regular printed publications on sale to the public within 60 days of the event related to those data/results and always provided that copyright symbol appears together as follows below.

© DORNA, 2024



4226 m.

GRAN PREMIO RED BULL DI SAN MARINO E DELLA RIVIERA

Practice Nr. 1

Top Speed & Average

8



Rider	Nation	Motorcycle	Top 5 speeds					Average	Top
48 Ivan ORTOLA	SPA	KTM	209.3	205.3	205.3	205.3	204.9	205.8	209.3
85 Xabi ZURUTUZA	SPA	KTM	209.3	208.8	208.0	207.6	207.2	208.2	209.3
12 Jacob ROULSTONE	AUS	GASGAS	208.8	206.5	205.7	204.5	203.7	205.8	208.8
78 Joel ESTEBAN	SPA	CFMOTO	208.8	208.4	207.6	206.8	206.5	207.6	208.8
80 David ALONSO	COL	CFMOTO	208.8	205.7	205.7	205.7	205.3	206.0	208.8
31 Adrian FERNANDEZ	SPA	HONDA	208.4	206.5	206.1	205.3	204.9	206.0	208.4
64 David MUÑOZ	SPA	KTM	208.4	206.8	206.5	206.1	206.1	206.8	208.4
72 Taiyo FURUSATO	JPN	HONDA	208.4	208.0	206.1	205.7	205.3	206.7	208.4
82 Stefano NEPA	ITA	KTM	208.4	206.1	205.7	204.9	204.5	205.9	208.4
36 Angel PIQUERAS	SPA	HONDA	208.0	207.6	207.2	206.8	206.5	207.0	208.0
96 Daniel HOLGADO	SPA	GASGAS	208.0	207.2	207.2	205.3	204.9	206.1	208.0
21 Vicente PEREZ	SPA	HONDA	207.6	206.8	205.3	205.3	204.9	206.0	207.6
99 Jose Antonio RUEDA	SPA	KTM	207.6	206.1	205.7	205.3	205.3	205.8	207.6
5 Tatchakorn BUASRI	THA	HONDA	207.2	206.8	206.1	205.3	203.7	205.8	207.2
10 Nicola CARRARO	ITA	KTM	207.2	206.1	204.9	204.9	204.9	205.6	207.2
19 Scott OGDEN	GBR	HONDA	206.8	205.7	204.9	204.5	204.5	205.1	206.8
54 Riccardo ROSSI	ITA	KTM	206.8	206.5	205.3	205.3	204.9	205.8	206.8
55 Noah DETTWILER	SWI	KTM	206.8	205.3	205.3	204.9	204.5	205.4	206.8
18 Matteo BERTELLE	ITA	HONDA	206.5	205.7	205.3	204.5	204.5	205.3	206.5
24 Tatsuki SUZUKI	JPN	HUSQVARNA	206.5	206.5	206.1	205.3	205.3	205.8	206.5
58 Luca LUNETTA	ITA	HONDA	206.5	204.9	204.5	204.5	204.1	204.8	206.5
66 Joel KELSO	AUS	KTM	206.5	204.9	204.5	204.5	204.5	205.0	206.5
6 Ryusei YAMANAKA	JPN	KTM	206.1	206.1	206.1	205.3	204.9	205.3	206.1
22 David ALMANSA	SPA	HONDA	206.1	205.7	204.5	204.5	204.1	205.0	206.1
7 Filippo FARIOLI	ITA	HONDA	205.7	205.3	204.5	203.7	203.0	204.4	205.7
95 Collin VEIJER	NED	HUSQVARNA	204.9	204.5	204.1	204.1	204.1	204.3	204.9
34 Jakob ROSENTHALER	AUT	HUSQVARNA	204.1	203.3	202.6	202.2	202.2	202.7	204.1

These data/results cannot be reproduced, stored and/or transmitted in whole or in part by any manner of electronic, mechanical, photocopying, recording, broadcasting or otherwise now known or herein after developed without the previous express consent by the copyright owner, except for reproduction in daily press and regular printed publications on sale to the public within 60 days of the event related to those data/results and always provided that copyright symbol appears together as follows below.

© DORNA, 2024

Official MotoGP Timing by TISSOT
www.motogp.com



Misano Adriatico, Friday, September 06, 2024

GRAN PREMIO RED BULL DI SAN MARINO E DELLA RIVIERA

Practice Nr. 1

Chronological Analysis of Performances

9

Lap		Lap Time	T1	T2	T3	T4	Speed	Lap		Lap Time	T1	T2	T3	T4	Speed		
1st		31	Adrian FERNANDEZ Leopard Racing SPA				Runs=2 Total laps=16 Full laps=13 Valid laps=9				8	1'41.882	27.037	23.950	28.401	22.494	204.9
1	2'13.962	33.448	25.207	28.751	22.813	204.1	9	1'41.691	26.936	23.959	28.375	22.421	205.7				
2	1'42.935	27.275	24.230	28.422	23.008	206.5	10	1'41.602	26.949	23.919	28.402	22.332	204.9				
3	1'42.522	27.310	24.178	28.448	22.586	206.1	11	1'41.489	26.846	23.774	28.575	22.294	205.7				
4	1'42.582	27.275	24.243	28.575	22.489	204.9	12	1'41.293	26.834	23.788	28.366	22.305	205.3				
5	1'42.374	27.094	24.163	28.475	22.642	203.3	13	1'41.096	26.750	23.737	28.315	22.294	205.3				
6	1'42.467	27.102	24.127	28.472	22.766	203.0	14	1'38.877 P	28.36*	24.163	28.736	17.614	204.9				
7	1'44.900 *	27.043	24.184	29.896	23.777*	203.3	15	1'58.113	36.768	25.275	33.277	22.793	128.7				
8	1'43.524 *	27.748	24.282	28.804	22.690*	200.7	16	1'48.048	27.414	24.637	30.812	25.185	189.4				
9	1'45.345 *	28.879	24.246	29.445	22.775*	204.1	17	1'44.294	27.044	23.630	28.895	24.725	208.8				
10	1'42.040	27.087	24.013	28.448	22.492	203.7	18	1'46.137 *	29.86*	24.621	28.880	22.767	204.9				
11	1'42.534 *	27.201	24.022	28.602	22.709*	202.2	4th		36	Angel PIQUERAS Leopard Racing SPA				Runs=2 Total laps=13 Full laps=10 Valid laps=7			
12	1'42.487	27.136	24.062	28.659	22.630	201.8	1	2'09.666	33.575	25.384	28.987	22.812	204.9				
13	1'39.654 P	27.441	24.200	29.300*	18.713	200.3	2	2'02.183	45.882	24.746	28.746	22.809	205.7				
14	1'48.801	33.477	24.344	28.685	22.295	205.3	3	1'42.509	27.330	24.184	28.497	22.498	206.5				
15	1'40.909	26.725	23.774	28.051	22.359	208.4	4	1'42.153	27.206	24.085	28.362	22.500	206.8				
16	1'41.395	26.889	23.822	28.389	22.295	204.9	5	1'41.794	27.255	23.950	28.219	22.370	208.0				
2nd		99	Jose Antonio RUED Red Bull KTM Ajo SPA				Runs=2 Total laps=15 Full laps=12 Valid laps=10				6	1'43.378 *	27.149	24.135	28.504	23.590*	204.5
1	2'08.538	33.218	25.312	29.060	23.345	203.3	7	1'41.626	27.102	23.894	28.269	22.361	206.5				
2	1'43.227	27.448	24.403	28.661	22.715	204.9	8	1'48.326 *	29.573	27.214	28.743*	22.796*	207.2				
3	1'42.467	27.165	24.181	28.582	22.539	205.3	9	1'46.576 *	30.784	24.513	28.578*	22.701	206.5				
4	1'42.372	27.121	24.028	28.618	22.605	205.3	10	1'38.613 P	27.937	24.449	29.096	17.131	203.3				
5	1'42.221	27.094	24.091	28.444	22.592	205.7	11	1'48.991	33.467	24.659	28.448	22.417	205.7				
6	1'42.068	26.990	23.979	28.539	22.560	204.5	12	1'41.113	26.883	23.815	27.974	22.441	207.6				
7	1'42.547 *	27.121	24.032	28.640	22.754*	204.1	13	1'45.538	26.918	24.347	28.714	25.559	206.5				
8	1'42.197	27.038	24.072	28.453	22.634	205.3	5th		58	Luca LUNETTA SIC58 Squadra Corse ITA				Runs=2 Total laps=13 Full laps=10 Valid laps=9			
9	1'42.190	27.030	24.053	28.498	22.609	204.1	1	2'11.226	49.687	25.474	30.056	23.467	202.2				
10	1'42.139 *	26.953	24.135	28.497*	22.554	204.5	2	1'43.896	27.667	24.458	28.803	22.968	203.0				
11	1'41.932	26.949	23.981	28.478	22.524	204.1	3	1'43.793	27.394	24.136	28.607	23.656	203.3				
12	1'38.927 P	27.954	24.317	29.144	17.512	203.0	4	1'43.594	27.678	24.539	28.683	22.694	204.9				
13	1'47.773	32.426	24.188	28.373	22.786	206.1	5	1'42.534	27.137	24.111	28.487	22.799	204.5				
14	1'41.070	26.842	23.722	28.160	22.346	207.6	6	1'42.776	27.479	24.110	28.524	22.663	204.1				
15	1'40.985	26.800	23.716	28.263	22.206	205.3	7	1'42.610	27.277	24.168	28.533	22.632	204.1				
3rd		80	David ALONSO CFMOTO Gaviota Asp COL				Runs=2 Total laps=18 Full laps=15 Valid laps=14				8	1'46.214 *	29.382	24.996	29.065	22.771*	201.8
1	3'13.755 *	33.743	24.847	28.993*	22.882	203.3	9	1'42.592	27.170	24.205	28.581	22.636	201.4				
2	1'43.119	27.356	24.352	28.725	22.686	204.5	10	1'45.402 P	29.509	27.496	30.522*	17.875	201.4				
3	1'42.420	27.165	24.210	28.532	22.513	204.5	11	1'47.235 *	31.253	24.548	28.724	22.710*	203.7				
4	1'42.042	26.919	24.241	28.404	22.478	204.5	12	1'41.391	26.988	23.806	28.206	22.391	204.5				
5	1'41.823	26.953	24.022	28.362	22.486	204.9	13	1'41.198	26.843	23.760	28.227	22.368	206.5				
6	1'42.997	26.919	24.123	29.346	22.609	205.3	Fastest Lap: Adrian FERNANDEZ Leopard Racing SPA 1'40.909 26.725 23.774 28.051 22.359										
7	1'42.034	27.036	24.084	28.434	22.480	205.7											

These data/results cannot be reproduced, stored and/or transmitted in whole or in part by any manner of electronic, mechanical, photocopying, recording, broadcasting or otherwise now known or herein after developed without the previous express consent by the copyright owner, except for reproduction in daily press and regular printed publications on sale to the public within 60 days of the event related to those data/results and always provided that copyright symbol appears together as follows below.
© DORNA, 2024

Practice Nr. 1

Moto3

Lap	Lap Time	T1	T2	T3	T4	Speed	Lap	Lap Time	T1	T2	T3	T4	Speed	
6th	48	Ivan ORTOLA				MT Helmets - MSI	SPA	16	1'49.882	26.915	24.040	32.060	26.867	171.1
		Runs=2	Total laps=17	Full laps=14	Valid laps=11			PIT	31.505	25.551	31.645	23.167	198.8	
1	2'25.655	33.343	25.309	28.874	23.211	202.6								
2	1'43.472 *	27.35*	24.617	28.556	22.947	204.5								
3	1'43.444 *	27.315	24.350	28.982	22.797*	205.3								
4	1'42.886	27.291	24.224	28.586	22.785	204.1								
5	1'42.717	27.120	24.247	28.619	22.731	204.1								
6	1'42.436	27.102	24.124	28.437	22.773	205.3								
7	1'42.400	27.102	24.183	28.482	22.633	204.1								
8	1'51.639	34.209	24.662	28.843	23.925	204.9								
9	1'41.989	27.068	24.107	28.259	22.555	205.3								
10	1'49.465	30.268	24.565	29.031	25.601	204.1								
11	1'37.860 P	27.179	24.263	28.695	17.723	203.0								
12	1'48.440	32.886	24.463	28.572	22.519	203.7								
13	1'41.724	26.874	24.015	28.358	22.477	204.5								
14	1'47.032 *	28.74*	24.138	29.455	24.699	203.0								
15	1'41.343	26.829	23.879	28.086	22.549	209.3								
16	1'41.228	26.786	23.893	28.150	22.399	204.9								
17	1'45.406	26.939	23.919	30.108	24.440	203.0								
7th	18	Matteo BERTELLE				Kopron Rivacold Snip	ITA							
		Runs=3	Total laps=16	Full laps=11	Valid laps=7									
1	2'15.308	33.173	25.095	29.118	23.065	203.3								
2	1'43.483 *	27.451	24.310	28.771	22.951*	204.1								
3	1'43.102 *	27.418	24.190	28.692	22.802*	203.7								
4	1'42.669	27.306	24.102	28.600	22.661	206.5								
5	1'44.357 *	27.820	25.076	28.699	22.762*	204.1								
6	1'43.034	27.389	24.210	28.652	22.783	204.5								
7	1'42.863	27.151	24.222	28.667	22.823	205.3								
8	1'43.040	27.409	24.293	28.781	22.557	203.3								
9	1'42.009 *	27.060	23.995	28.429	22.525*	204.1								
10	1'43.810 P	32.440	25.019	29.021	17.330	203.7								
11	1'49.703	33.082	25.069	28.872	22.680	204.1								
12	1'42.871	27.154	24.206	28.738	22.773	200.7								
13	1'37.278 P	27.290	24.194	28.680	17.114	201.8								
14	1'48.693	33.342	24.286	28.473	22.592	204.5								
15	1'41.262	26.769	23.852	28.195	22.446	205.7								
16	1'52.046	26.929	23.895	36.866	24.356	117.5								
8th	96	Daniel HOLGADO				Red Bull GASGAS Te	SPA							
		Runs=2	Total laps=16	Full laps=13	Valid laps=12									
1	2'20.485	32.644	24.985	28.946	23.094	202.6								
2	1'43.309 *	27.66*	24.415	28.388	22.842*	205.3								
3	1'43.046	27.419	24.369	28.486	22.772	204.9								
4	1'42.568	27.250	24.209	28.406	22.703	204.9								
5	1'42.464	27.226	24.223	28.413	22.602	204.5								
6	1'42.021	27.054	24.016	28.189	22.762	207.2								
7	1'41.746	27.001	23.993	28.237	22.515	207.2								
8	1'41.949	27.093	24.091	28.227	22.538	208.0								
9	1'42.024	27.025	24.108	28.319	22.572	204.5								
10	1'42.157	27.027	24.127	28.421	22.582	203.7								
11	1'40.084 P	27.056	24.187	29.968	18.873	202.2								
12	1'52.955 *	34.872	25.492	29.835*	22.756*	198.8								
13	1'41.583	26.845	23.985	28.203	22.550	204.1								
14	1'41.316	26.706	23.937	28.198	22.475	203.7								
15	1'41.612	26.844	24.024	28.264	22.480	204.9								
9th	95	Collin VEIJER				Liqui Moly Husqvarna	NED							
		Runs=2	Total laps=15	Full laps=12	Valid laps=12									
1	3'24.056	33.866	25.396	28.919	23.232	202.6								
2	1'43.339	27.551	24.466	28.568	22.754	203.7								
3	1'42.873	27.285	24.303	28.530	22.755	203.3								
4	1'42.277	27.018	24.198	28.471	22.590	203.7								
5	1'42.014	26.997	24.040	28.418	22.559	203.3								
6	1'41.811	26.871	24.034	28.348	22.558	204.1								
7	1'42.066	27.090	24.039	28.355	22.582	204.5								
8	1'42.205	27.078	24.100	28.460	22.567	204.1								
9	1'39.397 P	29.15*	24.577	28.718	16.946	203.0								
10	1'47.415	31.084	24.734	28.831	22.766	203.3								
11	1'41.582	26.911	23.976	28.303	22.392	204.1								
12	1'41.317	26.859	23.919	28.191	22.348	204.9								
13	1'52.487	26.865	27.541	35.436	22.645	125.8								
14	1'45.536	26.927	24.042	29.815	24.752	185.5								
15	1'42.857	27.233	24.239	28.585	22.800	204.1								
	PIT	40.478	44.007	32.102	17.999	184.6								
10th	7	Filippo FARIOLI				SIC58 Squadra Corse	ITA							
		Runs=2	Total laps=15	Full laps=12	Valid laps=9									
1	2'30.554	32.775	24.958	28.900	23.108	201.8								
2	1'43.732	27.709	24.479	28.769	22.775	203.0								
3	1'42.990	27.327	24.286	28.633	22.744	202.2								
4	1'42.982	27.055	24.194	28.917	22.816	202.2								
5	1'43.135	27.200	24.216	28.566	23.153	202.6								
6	1'42.474	27.147	24.107	28.567	22.653	205.3								
7	1'42.350	27.166	24.001	28.612	22.571	204.5								
8	1'43.083 *	27.655	24.135	28.617	22.676*	201.1								
9	1'47.183 *	27.321	25.815	30.921*	23.126	201.4								
10	1'39.354 P	27.375	24.412	30.015	17.552	200.3								
11	2'21.250	59.301	26.026	32.134	23.789	183.0								
12	1'42.052	27.006	24.068	28.535	22.443	203.7								
13	1'41.476	26.707	23.854	28.467	22.448	205.7								
14	1'42.426	26.865	23.911	29.038	22.612	195.6								
15	1'50.116 *	29.426	25.579	31.032	24.079*	198.8								
11th	64	David MUÑOZ				BOE Motorsports	SPA							
		Runs=2	Total laps=12	Full laps=9	Valid laps=8									
1	4'04.112 *	34.922	25.474	29.771	24.173*	203.3								
2	1'44.316	27.733	24.192	29.233	23.158	206.8								
3	1'42.649	27.384	24.063	28.588	22.614	206.1								
4	1'42.214	27.104	23.947	28.392	22.771	206.5								
5	1'41.995	27.082	23.941	28.262	22.710	208.4								
6	1'48.692	29.712	25.743	30.711	22.526	204.5								
7	1'42.181 *	27.017	24.152	28.478	22.534*	205.7								
8	1'44.327 P	29.115	25.504	30.196	19.512	198.1								
9														

Practice Nr. 1

Moto3

Lap	Lap Time	T1	T2	T3	T4	Speed	Lap	Lap Time	T1	T2	T3	T4	Speed	
12th	82	Stefano NEPA				LEVELUP - MTA	ITA	4	1'48.966 *	29.454	27.875	28.907*	22.730	204.1
		Runs=2	Total laps=13	Full laps=10	Valid laps=10		5	1'42.797	27.353	24.221	28.548	22.675	205.3	
1	2'31.678	32.321	24.803	28.929	22.937	202.2	6	1'49.007	30.923	26.596	28.592	22.896	204.9	
2	1'43.708	27.653	24.421	28.737	22.897	202.6	7	1'44.308 *	27.374	24.346	28.629	23.959*	201.8	
3	1'42.839	27.311	24.198	28.563	22.767	203.0	8	1'45.777 P	32.50*	27.252	29.178*	16.847	203.7	
4	1'42.653	27.186	24.149	28.633	22.685	204.1	9	1'51.685	35.463	24.828	28.701	22.693	206.8	
5	1'42.270	27.004	24.043	28.453	22.770	204.9	10	1'41.813	26.940	24.132	28.203	22.538	207.6	
6	1'42.538	27.134	24.149	28.556	22.699	203.0	11	1'41.679	26.907	24.098	28.288	22.386	205.3	
7	1'42.395	27.124	24.130	28.554	22.587	203.0								
8	1'42.304	27.094	24.066	28.532	22.612	205.7	16th	12	Jacob ROULSTONE				Red Bull GASGAS Te	AUS
9	1'42.471	27.049	24.058	28.620	22.744	202.6			Runs=3	Total laps=15	Full laps=10	Valid laps=9		
10	1'41.428 P	29.387	25.586	29.639	16.816	198.5	1	1'59.329	34.392	26.979	30.119	23.581	201.4	
11	1'47.733	31.925	24.650	28.403	22.755	206.1	2	1'45.125	27.837	24.834	29.243	23.211	201.8	
12	1'41.514	26.932	24.004	28.123	22.455	208.4	3	1'44.628	27.726	24.643	29.314	22.945	202.2	
13	1'41.566	26.897	23.867	28.343	22.459	204.5	4	1'44.353	27.736	24.517	29.103	22.997	202.2	
							5	1'43.865	27.388	24.437	29.114	22.926	203.0	
13th	66	Joel KELSO				BOE Motorsports	AUS	6	1'45.115 *	27.767	25.307	28.992	23.049*	205.7
		Runs=2	Total laps=16	Full laps=13	Valid laps=11		7	1'44.596 P	27.435	24.470	31.224	21.467	203.7	
1	2'37.314	33.744	24.996	28.826	23.001	202.6	8	1'50.750	33.235	25.177	29.338	23.000	201.4	
2	1'43.114	27.398	24.416	28.543	22.757	204.5	9	1'43.784	27.410	24.403	29.052	22.919	202.6	
3	1'42.686 *	27.234	24.207	28.472	22.773*	204.5	10	1'36.689 P	27.316	24.276	28.946	16.151	202.2	
4	1'42.948	27.300	24.218	28.558	22.872	204.1	11	1'52.699	34.015	25.251	29.717	23.716	202.2	
5	1'42.742	27.379	24.153	28.444	22.766	204.1	12	1'43.025	27.313	24.195	28.847	22.670	202.6	
6	1'44.843	27.951	24.890	29.034	22.968	203.0	13	1'42.266	27.042	24.282	28.527	22.415	206.5	
7	1'42.729	27.301	24.188	28.529	22.711	203.3	14	1'41.687	26.884	23.870	28.345	22.588	208.8	
8	1'44.157 *	27.492	24.714	28.789	23.162*	204.1	15	1'42.091	26.963	24.033	28.469	22.626	204.5	
9	1'42.320	27.194	24.063	28.481	22.582	204.1								
10	1'42.029	27.063	23.991	28.325	22.650	204.5	17th	54	Riccardo ROSSI				CIP Green Power	ITA
11	1'45.376	29.358	24.431	28.664	22.923	204.1			Runs=2	Total laps=19	Full laps=16	Valid laps=10		
12	1'38.334 P	27.166	24.199	29.429	17.540	200.7	1	2'10.586	33.233	25.189	29.188	23.127	204.9	
13	1'47.478	32.216	24.331	28.389	22.542	204.1	2	1'46.730	29.298	25.126	29.208	23.098	198.8	
14	1'41.592	26.924	23.906	28.262	22.500	206.5	3	1'43.315 *	27.413	24.289	28.792	22.821*	203.7	
15	1'45.248	26.930	24.070	29.248	25.000	203.7	4	1'43.658	27.294	24.333	28.918	23.113	205.3	
16	1'41.615	27.031	24.049	28.171	22.364	204.9	5	1'42.849	27.218	24.206	28.577	22.848	206.5	
	PIT	39.150	36.226	53.432	21.765	146.1	6	1'46.927	29.421	24.823	28.845	23.838	204.1	
							7	1'42.781	27.273	24.257	28.544	22.707	203.3	
14th	19	Scott OGDEN				FleetSafe Honda - ML	GBR	8	1'42.658	27.175	24.240	28.449	22.794	205.3
		Runs=2	Total laps=12	Full laps=9	Valid laps=8		9	1'44.358 *	27.700	24.664	29.136	22.858*	200.3	
1	2'16.298	35.151	25.334	30.254	23.268	203.7	10	1'43.004 *	27.254	24.360	28.644	22.746*	202.6	
2	1'43.768	27.627	24.484	28.736	22.921	204.5	11	1'42.759	27.193	24.255	28.563	22.748	203.0	
3	1'43.196	27.294	24.335	28.660	22.907	204.5	12	1'47.586 P	31.15*	26.351	31.106	18.977	190.4	
4	1'43.388	27.285	24.229	28.792	23.082	203.7	13	1'53.468	33.312	26.920	30.478	22.758	187.5	
5	1'45.867 *	28.136	26.338	28.560	22.833*	204.5	14	1'41.861	27.002	24.050	28.349	22.460	203.3	
6	1'42.797	27.103	24.207	28.558	22.929	204.5	15	1'41.920	26.911	24.039	28.471	22.499	201.8	
7	1'49.806	30.033	25.257	31.611	22.905	203.7	16	1'48.435 *	29.59*	27.168	29.032	22.641*	201.4	
8	1'42.754	27.210	24.291	28.486	22.767	204.1	17	1'44.069 *	27.40*	24.678	28.570	23.417	204.5	
9	1'37.715 P	27.235	24.203	28.698	17.579	203.0	18	1'41.758	26.995	23.995	28.342	22.426	206.8	
10	1'48.432	32.370	24.563	28.632	22.867	206.8	19	1'58.231 *	36.68*	26.605	30.666	24.272	194.2	
11	1'41.855	26.922	24.010	28.405	22.518	204.9								
12	1'41.633	26.912	23.944	28.224	22.553	205.7	18th	72	Taiyo FURUSATO				Honda Team Asia	JPN
									Runs=2	Total laps=15	Full laps=12	Valid laps=10		
15th	21	Vicente PEREZ				FleetSafe Honda - ML	SPA	1	2'11.754	33.599	24.916	29.008	23.042	204.5
		Runs=2	Total laps=11	Full laps=8	Valid laps=6		2	1'43.671	27.941	24.316	28.621	22.793	208.4	
1	2'08.729	32.918	25.317	29.070	23.202	201.8	3	1'42.846	27.254	24.249	28.520	22.823	208.0	
2	1'43.671	27.628	24.497	28.693	22.853	203.7	4	1'43.436	27.315	24.433	28.861	22.827	204.9	
3	1'43.112	27.362	24.369	28.710	22.671	203.0	5	1'43.071	27.255	24.265	28.692	22.859	205.7	

Fastest Lap: Adrian FERNANDEZ Leopard Racing SPA 1'40.909 26.725 23.774 28.051 22.359

These data/results cannot be reproduced, stored and/or transmitted in whole or in part by any manner of electronic, mechanical, photocopying, recording, broadcasting or otherwise now known or herein after developed without the previous express consent by the copyright owner, except for reproduction in daily press and regular printed publications on sale to the public within 60 days of the event related to those data/results and always provided that copyright symbol appears together as follows below.
© DORNA, 2024

Practice Nr. 1

Moto3

Lap	Lap Time	T1	T2	T3	T4	Speed	Lap	Lap Time	T1	T2	T3	T4	Speed
6	1'42.677	27.204	24.165	28.536	22.772	203.7	5	1'44.433	27.520	24.567	28.786	23.560	207.2
7	1'42.522 *	27.094	24.185	28.618	22.625*	204.5	6	1'44.565	27.411	24.442	28.726	23.986	206.8
8	1'40.928 P	28.81*	24.899	29.338	17.879	201.4	7	1'43.084	27.397	24.355	28.553	22.779	206.5
9	1'49.676	33.373	24.513	29.106	22.684	200.3	8	1'42.728	27.525	24.217	28.415	22.571	209.3
10	1'42.120	27.041	24.012	28.530	22.537	203.0	9	1'43.006	27.230	24.278	28.502	22.996	208.0
11	1'41.995	26.936	24.073	28.615	22.371	202.6	10	1'39.210 P	27.282	24.311	29.127	18.490	203.3
12	1'41.951	26.934	24.023	28.506	22.488	202.2	11	1'47.336	31.920	24.375	28.517	22.524	208.8
13	1'41.816	27.020	23.893	28.414	22.489	206.1	12	1'42.182	26.949	24.043	28.541	22.649	207.6
14	1'41.768	27.149	23.876	28.288	22.455	205.3	13	1'49.284	27.199	24.035	29.279	28.771	206.1
15	1'41.851 *	26.949	23.962	28.328	22.612*	204.9							

19th 22 David ALMANSA Kopron Rivacold Snip SPA
Runs=3 Total laps=18 Full laps=13 Valid laps=11

1	2'15.615	33.891	25.313	29.274	23.150	205.7
2	1'43.732	27.629	24.537	28.733	22.833	204.5
3	1'43.238	27.394	24.381	28.766	22.697	204.5
4	1'42.861	27.251	24.223	28.571	22.816	204.1
5	1'42.800	27.229	24.363	28.539	22.669	203.3
6	1'42.975 *	27.121	24.272	28.746	22.836*	206.1
7	1'44.831	27.172	24.416	29.075	24.168	200.3
8	1'44.835 P	30.37*	24.935	30.251	19.274	201.8
9	1'49.440	32.648	24.930	28.968	22.894	200.3
10	1'43.554	27.473	24.557	28.708	22.816	202.2
11	1'43.065	27.247	24.292	28.865	22.661	202.2
12	1'38.647 P	27.480	24.719	29.130	17.318	200.3
13	1'52.754 *	32.992	25.164	31.835	22.763*	185.5
14	1'41.833	26.890	24.140	28.395	22.408	203.7
15	1'42.248	26.909	24.133	28.505	22.701	203.3
16	1'46.781	27.391	24.343	30.336	24.711	185.8
17	1'42.871	27.196	24.273	28.638	22.764	202.6
18	1'52.797 *	32.98*	25.719	30.358	23.734	192.1

20th 24 Tatsuki SUZUKI Liqui Moly Husqvarna JPN
Runs=3 Total laps=15 Full laps=10 Valid laps=6

1	2'27.162	32.552	24.991	28.844	23.001	204.5
2	1'43.602 *	27.50*	24.480	28.682	22.933	204.9
3	1'43.107	27.365	24.410	28.620	22.712	205.3
4	1'43.682 *	27.365	24.503	29.036	22.778*	203.0
5	1'42.909	27.357	24.350	28.432	22.770	205.3
6	1'43.872 P	27.33*	24.389	28.781	23.366	206.1
7	1'54.021 *	36.703	25.158	28.997	23.163*	203.0
8	1'43.622 *	27.415	24.531	28.714	22.962*	203.7
9	1'43.131	27.342	24.311	28.607	22.871	203.7
10	1'39.643 P	27.85*	24.872	29.136	17.785	203.0
11	1'47.179	31.446	24.466	28.531	22.736	202.6
12	1'42.251	27.148	24.229	28.370	22.504	205.3
13	1'42.843	27.061	24.095	28.289	23.398	206.5
14	1'41.949	27.146	24.053	28.217	22.533	206.5
15	1'53.683 *	34.53*	25.873	29.308	23.964	203.7

21st 85 Xabi ZURUTUZA Red Bull KTM Ajo SPA
Runs=2 Total laps=13 Full laps=10 Valid laps=9

1	2'08.633	32.654	25.208	28.845	23.234	204.1
2	1'44.013	27.869	24.594	28.673	22.877	206.5
3	1'43.715	27.609	24.543	28.666	22.897	205.7
4	1'46.866 *	27.30*	25.285	30.656*	23.622	199.2

22nd 10 Nicola CARRARO LEVELUP - MTA ITA
Runs=3 Total laps=14 Full laps=9 Valid laps=5

1	1'59.111	34.686	26.289	29.642	23.950	200.7
2	1'45.803	28.437	24.780	29.111	23.475	204.5
3	1'44.769 *	27.614	24.676	29.227*	23.252	204.9
4	1'44.271 *	27.673	24.617	28.784*	23.197	204.5
5	1'43.579	27.457	24.471	28.720	22.931	204.5
6	1'45.455	27.896	24.634	28.790	24.135	204.5
7	1'38.213 P	27.547	24.360	28.677	17.629	204.9
8	1'54.398 *	34.689	25.364	29.790	24.555*	201.1
9	1'44.483	27.642	24.826	29.088	22.927	202.2
10	1'43.630 *	27.469	24.447	28.834	22.880	203.0
11	1'38.472 P	27.510	24.601	29.052*	17.309	202.2
12	1'50.093 *	33.201	25.099	28.687	23.106*	207.2
13	1'42.941 *	27.74*	24.143	28.435	22.619	206.1
14	1'42.317	27.099	24.066	28.531	22.621	204.9

23rd 34 Jakob ROSENTHAL Liqui Moly Husqvarna AUT
Runs=2 Total laps=15 Full laps=12 Valid laps=12

1	2'11.338	42.014	25.288	29.668	23.455	201.1
2	1'44.423	27.864	24.565	29.058	22.936	202.2
3	1'43.378	27.323	24.338	28.868	22.849	202.2
4	1'43.891	27.901	24.412	28.818	22.760	203.3
5	1'43.829	27.379	24.526	28.993	22.931	201.1
6	1'44.443	27.856	24.516	29.272	22.799	200.3
7	1'43.675	27.490	24.419	28.977	22.789	202.2
8	1'43.300 P	30.31*	25.256	29.679	18.051	200.0
9	1'56.207	38.250	25.402	29.402	23.153	198.5
10	1'43.899	27.473	24.626	28.952	22.848	200.0
11	1'43.616	27.550	24.540	28.834	22.692	201.1
12	1'43.005	27.312	24.245	28.854	22.594	202.2
13	1'42.580	27.262	24.221	28.591	22.506	204.1
14	1'42.378	27.063	24.183	28.652	22.480	201.8
15	1'42.539	27.105	24.215	28.692	22.527	202.6

24th 6 Ryusei YAMANAKA MT Helmets - MSI JPN
Runs=2 Total laps=17 Full laps=14 Valid laps=11

1	2'25.878	33.174	25.341	28.910	23.265	204.9
2	1'44.151 *	27.68*	24.493	28.897*	23.072	204.9
3	1'43.251	27.451	24.473	28.591	22.736	204.9
4	1'42.727	27.301	24.208	28.387	22.831	206.1
5	1'42.726	27.257	24.177	28.710	22.582	204.9
6	1'42.734	27.284	24.190	28.422	22.838	206.1
7	1'42.964	27.185	24.296	28.670	22.813	206.1
8	1'42.437	27.245	24.169	28.368	22.655	205.3
9	1'46.727 *	27.280	24.250	29.680*	25.517	199.2

Fastest Lap: Adrian FERNANDEZ Leopard Racing SPA 1'40.909 26.725 23.774 28.051 22.359

These data/results cannot be reproduced, stored and/or transmitted in whole or in part by any manner of electronic, mechanical, photocopying, recording, broadcasting or otherwise now known or herein after developed without the previous express consent by the copyright owner, except for reproduction in daily press and regular printed publications on sale to the public within 60 days of the event related to those data/results and always provided that copyright symbol appears together as follows below.
© DORNA, 2024

Practice Nr. 1

Moto3

Lap	Lap Time	T1	T2	T3	T4	Speed	Lap	Lap Time	T1	T2	T3	T4	Speed
10	1'43.312	27.392	24.263	28.817	22.840	202.2	10	1'50.671	32.879	25.025	29.410	23.357	202.2
11	1'39.048 P	27.256	24.156	29.130	18.506	200.7	11	1'44.384	27.654	24.546	29.009	23.175	202.6
12	1'48.613	32.821	24.507	28.638	22.647	204.9	12	1'44.574	27.677	24.518	29.151	23.228	201.4
13	1'42.242 *	27.059	24.190	28.471	22.522*	203.7	13	1'44.516 *	27.731	24.477	29.227	23.081*	201.8
14	1'44.915	27.131	24.316	29.080	24.388	202.6	14	1'44.769	27.801	24.734	29.144	23.090	201.4
15	1'42.962	27.245	24.203	28.890	22.624	198.1	15	1'44.589	27.634	24.621	29.051	23.283	201.8
16	1'43.087	27.314	24.450	28.611	22.712	203.3	16	1'44.460	27.659	24.567	29.135	23.099	200.7
17	1'42.495	27.017	24.263	28.570	22.645	202.2							

25th 78 **Joel ESTEBAN** CFMOTO Gaviota Asp SPA
 Runs=2 Total laps=16 Full laps=13 Valid laps=9

1	2'12.504	32.786	25.058	29.142	23.322	205.7
2	1'44.833	27.677	24.502	28.873	23.781	205.7
3	1'43.486	27.754	24.211	28.712	22.809	208.8
4	1'43.049	27.308	24.257	28.612	22.872	208.4
5	1'43.223	27.335	24.204	28.746	22.938	206.1
6	1'45.430	27.453	24.466	30.455	23.056	206.5
7	1'43.026 *	27.388	24.230	28.597	22.811*	207.6
8	1'43.876 *	27.736	24.245	29.015	22.880*	205.7
9	1'42.896	27.225	24.252	28.621	22.798	204.5
10	1'43.545	27.461	24.233	28.653	23.198	204.9
11	1'39.090 P	27.270	24.362	28.805	18.653	203.7
12	1'47.945	32.427	24.477	28.470	22.571	205.7
13	1'42.292 *	27.062	24.031	28.550	22.649*	206.1
14	1'44.487	27.191	24.132	28.661	24.503	205.3
15	1'43.708	27.391	24.033	28.512	23.772	206.8
16	1'50.451 *	32.02*	25.409	29.539	23.482	203.0

26th 55 **Noah DETTWILER** CIP Green Power SWI
 Runs=2 Total laps=14 Full laps=11 Valid laps=9

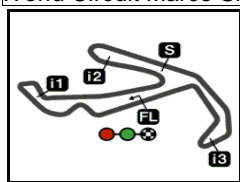
1	2'09.298	35.291	24.955	29.085	23.223	204.9
2	1'45.078	28.205	24.620	28.978	23.275	203.0
3	1'44.357	27.784	24.674	28.866	23.033	204.5
4	1'44.329 *	27.735	24.612	28.936	23.046*	206.8
5	1'46.663	27.984	24.548	30.986	23.145	203.0
6	1'44.098	27.783	24.434	28.876	23.005	205.3
7	1'52.844	28.016	29.202	32.383	23.243	154.5
8	1'44.204	27.797	24.588	28.973	22.846	205.3
9	1'40.714 P	27.667	24.583	29.891*	18.573	201.4
10	1'50.901	33.223	26.142	28.741	22.795	203.0
11	1'43.543	27.480	24.289	28.855	22.919	202.6
12	1'49.341 *	27.540	24.488	34.237	23.076*	137.0
13	1'53.049	27.750	24.502	29.184	31.613	199.6
14	1'43.906	27.848	24.320	28.869	22.869	203.0

27th 5 **Tatchakorn BUASRI** Honda Team Asia THA
 Runs=2 Total laps=16 Full laps=13 Valid laps=10

1	2'20.923	34.051	25.729	29.607	23.298	199.6
2	1'45.233 *	27.86*	24.828	29.007	23.537	203.3
3	1'45.540	27.936	24.815	29.575	23.214	202.6
4	1'44.379	27.856	24.688	28.819	23.016	206.1
5	1'43.861	27.589	24.466	28.785	23.021	205.3
6	1'44.530	27.611	24.456	29.099	23.364	203.7
7	1'44.495	27.803	24.791	28.803	23.098	207.2
8	1'44.095 *	27.654	24.418	28.824*	23.199	206.8
9	1'49.467 P	31.361	26.979	32.122	19.005	187.5

Fastest Lap: Adrian FERNANDEZ Leopard Racing SPA **1'40.909** 26.725 23.774 28.051 22.359

These data/results cannot be reproduced, stored and/or transmitted in whole or in part by any manner of electronic, mechanical, photocopying, recording, broadcasting or otherwise now known or herein after developed without the previous express consent by the copyright owner, except for reproduction in daily press and regular printed publications on sale to the public within 60 days of the event related to those data/results and always provided that copyright symbol appears together as follows below.
 © DORNA, 2024



4226 m.

GRAN PREMIO RED BULL DI SAN MARINO E DELLA RIVIERA

Practice Nr. 1

Best Partial Times

Moto3™

IT Ideal Lap Time, sum of the best partial times

BT Best Lap Time

T1		T2		T3		T4				IT	BT					
Pos	Rider	Time	Rider	Time	Rider	Time	Rider	Time	Pos	Rider	IT	BT				
1D.	HOLGADO	26.706	D.	ALONSO	23.630	A.	PIQUERAS	27.974	J.	RUEDA	22.206	1	A.FERNANDEZ	1'40.845	1'40.909	(1)
2F.	FARIOLI	26.707	J.	RUEDA	23.716	A.	FERNANDEZ	28.051	D.	ALONSO	22.294	2	J.RUEDA	1'40.882	1'40.985	(2)
3A.	FERNANDEZ	26.725	L.	LUNETTA	23.760	I.	ORTOLA	28.086	A.	FERNANDEZ	22.295	3	D.ALONSO	1'40.989	1'41.096	(3)
4D.	ALONSO	26.750	A.	FERNANDEZ	23.774	S.	NEPA	28.123	D.	MUÑOZ	22.321	4	A.PIQUERAS	1'41.033	1'41.113	(4)
5M.	BERTELLE	26.769	A.	PIQUERAS	23.815	J.	RUEDA	28.160	C.	VEIJER	22.348	5	I.ORTOLA	1'41.150	1'41.228	(6)
6I.	ORTOLA	26.786	M.	BERTELLE	23.852	J.	KELSO	28.171	A.	PIQUERAS	22.361	6	L.LUNETTA	1'41.177	1'41.198	(5)
7J.	RUEDA	26.800	F.	FARIOLI	23.854	D.	HOLGADO	28.189	J.	KELSO	22.364	7	M.BERTELLE	1'41.262	1'41.262	(7)
8D.	MUÑOZ	26.832	D.	MUÑOZ	23.867	C.	VEIJER	28.191	L.	LUNETTA	22.368	8	D.MUÑOZ	1'41.282	1'41.479	(11)
9L.	LUNETTA	26.843	S.	NEPA	23.867	M.	BERTELLE	28.195	T.	FURUSATO	22.371	9	D.HOLGADO	1'41.307	1'41.316	(8)
10C.	VEIJER	26.859	J.	ROULSTONE	23.870	V.	PEREZ	28.203	V.	PEREZ	22.386	10	C.VEIJER	1'41.317	1'41.317	(9)
11A.	PIQUERAS	26.883	T.	FURUSATO	23.876	L.	LUNETTA	28.206	I.	ORTOLA	22.399	11	S.NEPA	1'41.342	1'41.514	(12)
12J.	ROULSTONE	26.884	I.	ORTOLA	23.879	T.	SUZUKI	28.217	D.	ALMANSA	22.408	12	J.KELSO	1'41.365	1'41.592	(13)
13D.	ALMANSA	26.890	J.	KELSO	23.906	S.	OGDEN	28.224	J.	ROULSTONE	22.415	13	T.FURUSATO	1'41.469	1'41.768	(18)
14S.	NEPA	26.897	C.	VEIJER	23.919	D.	MUÑOZ	28.262	R.	ROSSI	22.426	14	F.FARIOLI	1'41.471	1'41.476	(10)
15V.	PEREZ	26.907	D.	HOLGADO	23.937	T.	FURUSATO	28.288	F.	FARIOLI	22.443	15	J.ROULSTONE	1'41.514	1'41.687	(16)
16R.	ROSSI	26.911	S.	OGDEN	23.944	D.	ALONSO	28.315	M.	BERTELLE	22.446	16	V.PEREZ	1'41.594	1'41.679	(15)
17S.	OGDEN	26.912	R.	ROSSI	23.995	R.	ROSSI	28.342	S.	NEPA	22.455	17	S.OGDEN	1'41.598	1'41.633	(14)
18J.	KELSO	26.924	J.	ESTEBAN	24.031	J.	ROULSTONE	28.345	D.	HOLGADO	22.475	18	R.ROSSI	1'41.674	1'41.758	(17)
19T.	FURUSATO	26.934	X.	ZURUTUZA	24.035	R.	YAMANAKA	28.368	J.	ROSENTHALER	22.480	19	D.ALMANSA	1'41.826	1'41.833	(19)
20X.	ZURUTUZA	26.949	T.	SUZUKI	24.053	D.	ALMANSA	28.395	T.	SUZUKI	22.504	20	T.SUZUKI	1'41.835	1'41.949	(20)
21R.	YAMANAKA	27.017	N.	CARRARO	24.066	X.	ZURUTUZA	28.415	S.	OGDEN	22.518	21	X.ZURUTUZA	1'41.923	1'42.182	(21)
22T.	SUZUKI	27.061	V.	PEREZ	24.098	N.	CARRARO	28.435	X.	ZURUTUZA	22.524	22	R.YAMANAKA	1'42.123	1'42.437	(24)
23J.	ESTEBAN	27.062	D.	ALMANSA	24.133	F.	FARIOLI	28.467	J.	ESTEBAN	22.571	23	J.ESTEBAN	1'42.134	1'42.896	(25)
24J.	ROSENTHALE	27.063	R.	YAMANAKA	24.156	J.	ESTEBAN	28.470	R.	YAMANAKA	22.582	24	N.CARRARO	1'42.219	1'42.317	(22)

These data/results cannot be reproduced, stored and/or transmitted in whole or in part by any manner of electronic, mechanical, photocopying, recording, broadcasting or otherwise now known or herein after developed without the previous express consent by the copyright owner, except for reproduction in daily press and regular printed publications on sale to the public within 60 days of the event related to those data/results and always provided that copyright symbol appears together as follows below.
© DORNA, 2024



4226 m.

GRAN PREMIO RED BULL DI SAN MARINO E DELLA RIVIERA

Practice Nr. 1

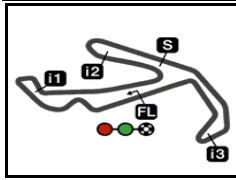
Best Partial Times

Moto3™

IT Ideal Lap Time, sum of the best partial times*BT* Best Lap Time

<i>T1</i>		<i>T2</i>		<i>T3</i>		<i>T4</i>				<i>IT</i>	<i>BT</i>	
<i>Pos</i>	<i>Rider</i>	<i>Time</i>	<i>Rider</i>	<i>Time</i>	<i>Rider</i>	<i>Time</i>	<i>Rider</i>	<i>Time</i>	<i>Pos</i>	<i>Rider</i>		
25	N.CARRARO	27.099	J.ROSENTHALER	24.183	J.ROSENTHALER	28.591	N.CARRARO	22.619	25	J.ROSENTHAL	1'42.317	1'42.378 (23)
26	N.DETTWILER	27.480	N.DETTWILER	24.289	N.DETTWILER	28.741	N.DETTWILER	22.795	26	N.DETTWILER	1'43.305	1'43.543 (26)
27	T.BUASRI	27.589	T.BUASRI	24.418	T.BUASRI	28.785	T.BUASRI	23.016	27	T.BUASRI	1'43.808	1'43.861 (27)

These data/results cannot be reproduced, stored and/or transmitted in whole or in part by any manner of electronic, mechanical, photocopying, recording, broadcasting or otherwise now known or herein after developed without the previous express consent by the copyright owner, except for reproduction in daily press and regular printed publications on sale to the public within 60 days of the event related to those data/results and always provided that copyright symbol appears together as follows below.
© DORNA, 2024



4226 m.

GRAN PREMIO RED BULL DI SAN MARINO E DELLA RIVIERA

Practice Nr. 1

Fastest Laps Sequence

<i>Practice Time</i>	 <i>Rider</i>	<i>Nation</i>	<i>Motorcycle</i>	<i>Time</i>	<i>Km/h</i>	<i>Rider's Lap</i>
3'44.454	12 Jacob ROULSTONE	AUS	GASGAS	1'45.125	144.7	2
3'51.765	99 Jose Antonio RUEDA	SPA	KTM	1'43.227	147.3	2
3'56.897	31 Adrian FERNANDEZ	SPA	HONDA	1'42.935	147.7	2
5'34.232	99 Jose Antonio RUEDA	SPA	KTM	1'42.467	148.4	3
6'39.294	80 David ALONSO	COL	CFMOTO	1'42.420	148.5	3
7'16.604	99 Jose Antonio RUEDA	SPA	KTM	1'42.372	148.6	4
7'36.511	36 Angel PIQUERAS	SPA	HONDA	1'42.153	148.9	4
8'21.336	80 David ALONSO	COL	CFMOTO	1'42.042	149.0	4
9'18.305	36 Angel PIQUERAS	SPA	HONDA	1'41.794	149.4	5
12'35.639	96 Daniel HOLGADO	SPA	GASGAS	1'41.746	149.5	7
12'43.309	36 Angel PIQUERAS	SPA	HONDA	1'41.626	149.7	7
18'33.365	80 David ALONSO	COL	CFMOTO	1'41.602	149.7	10
20'14.854	80 David ALONSO	COL	CFMOTO	1'41.489	149.9	11
21'56.147	80 David ALONSO	COL	CFMOTO	1'41.293	150.1	12
23'37.243	80 David ALONSO	COL	CFMOTO	1'41.096	150.4	13
33'20.544	99 Jose Antonio RUEDA	SPA	KTM	1'41.070	150.5	14
33'23.249	31 Adrian FERNANDEZ	SPA	HONDA	1'40.909	150.7	15

These data/results cannot be reproduced, stored and/or transmitted in whole or in part by any manner of electronic, mechanical, photocopying, recording, broadcasting or otherwise now known or herein after developed without the previous express consent by the copyright owner, except for reproduction in daily press and regular printed publications on sale to the public within 60 days of the event related to those data/results and always provided that copyright symbol appears together as follows below.

© DORNA, 2024