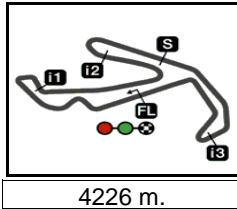


GRAN PREMIO RED BULL DI SAN MARINO E DELLA RIVIERA


Free Practice Nr. 1

Classification

3



4226 m.

	Rider	Nation	Team	Motorcycle	Time	Lap	Total	Gap	Top Speed
1	89 Jorge MARTIN	SPA	Prima Pramac Racing	DUCATI	1'31.707	13	20		296.7
2	93 Marc MARQUEZ	SPA	Gresini Racing MotoGP	DUCATI	1'31.744	14	18	0.037 0.037	295.0
3	44 Pol ESPARGARO	SPA	Red Bull KTM Factory Racing	KTM	1'31.920	13	20	0.213 0.176	297.5
4	21 Franco MORBIDELLI	ITA	Prima Pramac Racing	DUCATI	1'31.949	14	20	0.242 0.029	295.0
5	20 Fabio QUARTARARO	FRA	Monster Energy Yamaha MotoGP	YAMAHA	1'31.976	18	23	0.269 0.027	294.2
6	41 Aleix ESPARGARO	SPA	Aprilia Racing	APRILIA	1'32.098	18	18	0.391 0.122	295.0
7	33 Brad BINDER	RSA	Red Bull KTM Factory Racing	KTM	1'32.135	20	21	0.428 0.037	297.5
8	1 Francesco BAGNAIA	ITA	Ducati Lenovo Team	DUCATI	1'32.169	16	16	0.462 0.034	295.0
9	12 Maverick VIÑALES	SPA	Aprilia Racing	APRILIA	1'32.286	16	21	0.579 0.117	294.2
10	31 Pedro ACOSTA	SPA	Red Bull GASGAS Tech3	KTM	1'32.354	16	21	0.647 0.068	301.6
11	43 Jack MILLER	AUS	Red Bull KTM Factory Racing	KTM	1'32.426	17	21	0.719 0.072	297.5
12	37 Augusto FERNANDEZ	SPA	Red Bull GASGAS Tech3	KTM	1'32.453	22	22	0.746 0.027	296.7
13	23 Enea BASTIANINI	ITA	Ducati Lenovo Team	DUCATI	1'32.468	15	20	0.761 0.015	295.8
14	5 Johann ZARCO	FRA	CASTROL Honda LCR	HONDA	1'32.486	18	20	0.779 0.018	296.7
15	72 Marco BEZZECCHI	ITA	Pertamina Enduro VR46 Racing Te	DUCATI	1'32.595	19	19	0.888 0.109	299.1
16	73 Alex MARQUEZ	SPA	Gresini Racing MotoGP	DUCATI	1'32.616	12	19	0.909 0.021	294.2
17	42 Alex RINS	SPA	Monster Energy Yamaha MotoGP	YAMAHA	1'32.622	17	20	0.915 0.006	295.0
18	10 Luca MARINI	ITA	Repsol Honda Team	HONDA	1'32.824	22	22	1.117 0.202	295.8
19	49 Fabio DI GIANNANTONIO	ITA	Pertamina Enduro VR46 Racing Te	DUCATI	1'33.033	8	18	1.326 0.209	291.1
20	30 Takaaki NAKAGAMI	JPN	IDEMITSU Honda LCR	HONDA	1'33.046	7	20	1.339 0.013	293.4
21	25 Raul FERNANDEZ	SPA	Trackhouse Racing	APRILIA	1'33.163	13	20	1.456 0.117	293.4
22	88 Miguel OLIVEIRA	POR	Trackhouse Racing	APRILIA	1'33.267	13	18	1.560 0.104	295.8
23	6 Stefan BRADL	GER	HRC Test Team	HONDA	1'34.400	12	18	2.693 1.133	291.8
Not classified									
	36 Joan MIR	SPA	Repsol Honda Team	HONDA					

Practice condition: Dry

Air: 27°

Humidity: 54%

Ground: 33°

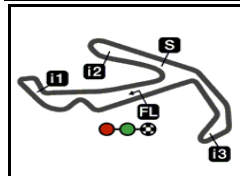
Fastest Lap:	Lap: 13	Jorge MARTIN	1'31.707	165.8 Km/h
Best Race Lap:	2023	Francesco BAGNAIA	1'31.791	165.7 Km/h
All-Time Lap Record:	2023	Jorge MARTIN	1'30.390	168.3 Km/h

The results are provisional until the end of the limit for protest and appeals.

Time limit for protest expires 60' after publication of the results - Time:

These data/results cannot be reproduced, stored and/or transmitted in whole or in part by any manner of electronic, mechanical, photocopying, recording, broadcasting or otherwise now known or herein after developed without the previous express consent by the copyright owner, except for reproduction in daily press and regular printed publications on sale to the public within 60 days of the event related to those data/results and always provided that copyright symbol appears together as follows below.

© DORNA, 2024



4226 m.

GRAN PREMIO RED BULL DI SAN MARINO E DELLA RIVIERA

Free Practice Nr. 1

Top Speed & Average

4



Rider	Nation	Motorcycle	Top 5 speeds					Average	Top
31 Pedro ACOSTA	SPA	KTM	301.6	300.0	297.5	296.7	295.8	297.9	301.6
72 Marco BEZZECCHI	ITA	DUCATI	299.1	296.7	296.7	295.8	295.8	296.8	299.1
33 Brad BINDER	RSA	KTM	297.5	295.8	295.8	295.0	295.0	295.8	297.5
43 Jack MILLER	AUS	KTM	297.5	297.5	297.5	296.7	295.8	296.8	297.5
44 Pol ESPARGARO	SPA	KTM	297.5	296.7	296.7	295.8	295.8	296.4	297.5
5 Johann ZARCO	FRA	HONDA	296.7	295.0	293.4	293.4	292.6	293.8	296.7
37 Augusto FERNANDEZ	SPA	KTM	296.7	295.8	295.8	295.0	295.0	295.7	296.7
89 Jorge MARTIN	SPA	DUCATI	296.7	296.7	295.8	295.8	295.0	295.6	296.7
10 Luca MARINI	ITA	HONDA	295.8	295.0	295.0	295.0	295.0	295.1	295.8
23 Enea BASTIANINI	ITA	DUCATI	295.8	295.0	295.0	295.0	294.2	294.7	295.8
88 Miguel OLIVEIRA	POR	APRILIA	295.8	295.0	295.0	295.0	295.0	295.2	295.8
1 Francesco BAGNAIA	ITA	DUCATI	295.0	294.2	294.2	294.2	293.4	293.9	295.0
21 Franco MORBIDELLI	ITA	DUCATI	295.0	294.2	294.2	294.2	294.2	294.3	295.0
41 Aleix ESPARGARO	SPA	APRILIA	295.0	294.2	293.4	293.4	293.4	293.7	295.0
42 Alex RINS	SPA	YAMAHA	295.0	294.2	293.4	293.4	293.4	293.8	295.0
93 Marc MARQUEZ	SPA	DUCATI	295.0	295.0	294.2	293.4	293.4	294.1	295.0
12 Maverick VIÑALES	SPA	APRILIA	294.2	293.4	293.4	293.4	292.6	293.0	294.2
20 Fabio QUARTARARO	FRA	YAMAHA	294.2	294.2	291.8	291.8	291.8	292.6	294.2
73 Alex MARQUEZ	SPA	DUCATI	294.2	294.2	293.4	292.6	291.8	293.0	294.2
25 Raul FERNANDEZ	SPA	APRILIA	293.4	292.6	292.6	291.8	291.8	292.2	293.4
30 Takaaki NAKAGAMI	JPN	HONDA	293.4	291.8	291.1	291.1	289.5	290.7	293.4
6 Stefan BRADL	GER	HONDA	291.8	291.8	290.3	290.3	289.5	290.5	291.8
49 Fabio DI GIANNANTONIO	ITA	DUCATI	291.1	291.1	290.3	290.3	290.3	290.6	291.1

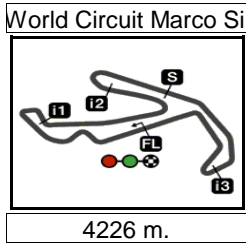
These data/results cannot be reproduced, stored and/or transmitted in whole or in part by any manner of electronic, mechanical, photocopying, recording, broadcasting or otherwise now known or herein after developed without the previous express consent by the copyright owner, except for reproduction in daily press and regular printed publications on sale to the public within 60 days of the event related to those data/results and always provided that copyright symbol appears together as follows below.

© DORNA, 2024

Official MotoGP Timing by TISSOT
www.motogp.com



Misano Adriatico, Friday, September 06, 2024



GRAN PREMIO RED BULL DI SAN MARINO E DELLA RIVIERA
Free Practice Nr. 1
Chronological Analysis of Performances

5

* Lap / Sector time cancelled T1 Time from finish line to 1st intermediate T3 Time from 2nd intermed. to 3rd intermed.
P Crossing the finish line in pit lane T2 Time from 1st intermed. to 2nd intermed. T4 Time from 3rd intermediate to finish line
**Tyre data subject to further updates

Lap	Lap Time	T1	T2	T3	T4	Speed	Lap	Lap Time	T1	T2	T3	T4	Speed
1st	89	Jorge MARTIN				DUCATI	SPA						
		Prima Pramac Racing											
		Runs=3	Total laps=20	Full laps=15	Valid laps=14								
Run #	1	Front Tyre	Slick-Soft	Rear Tyre	Slick-Medium			Run #	2	Front Tyre	Slick-Soft	Rear Tyre	Slick-Medium
		New Tyre		New Tyre						9 Laps at start		9 Laps at start	
1	2'35.201	34.590	22.453	27.095	22.246	284.2	10	1'47.015	35.531	22.676	26.891	21.917	278.3
2	1'35.436	26.871	21.090	26.151	21.324	294.2	11	1'34.267	26.809	20.952	25.345	21.161	291.8
3	1'33.791	26.433	20.733	25.592	21.033	293.4	12	1'32.974	25.758	20.954	25.455	20.807	291.1
4	1'33.003	26.177	20.586	25.422	20.818	295.0	13	1'32.053	25.779	20.535	25.102	20.637	292.6
5	1'32.642	25.958	20.536	25.466	20.682	291.8	14	1'31.744	25.709	20.446	25.007	20.582	295.0
6	1'32.736	26.017	20.623	25.268	20.828	295.0	15	1'31.285 P	27.269	21.307	26.165	16.544	289.5
7	1'43.387 *	29.980*	26.839	25.568	21.000	296.7							
8	1'32.215	26.063	20.550	25.009	20.593	296.7							
9	1'31.706 P	27.111*	21.241	26.234	17.120	292.6							
Run #	2	Front Tyre	Slick-Soft	Rear Tyre	Slick-Medium			Run #	3	Front Tyre	Slick-Soft	Rear Tyre	Slick-Medium
		9 Laps at start		9 Laps at start						15 Laps at start		15 Laps at start	
10	1'46.892	38.689	21.268	25.753	21.182	293.4	16	1'46.933	36.497	22.077	26.300	22.059	289.5
11	1'32.030	26.051	20.429	24.958	20.592	295.8	17	1'33.954	26.335	20.994	25.446	21.179	292.6
12	1'31.779	25.824	20.437	24.868	20.650	295.8	18	1'32.354	25.890	20.621	25.118	20.725	293.4
13	1'31.707	25.747	20.368	24.997	20.595	295.0	PIT						
14	1'39.390	28.428	22.848	26.238	21.876	291.8							
15	1'30.673 P	26.166	20.744	26.683*	17.080	292.6							
Run #	3	Front Tyre	Slick-Soft	Rear Tyre	Slick-Medium								
		15 Laps at start		15 Laps at start									
16	1'46.658	36.433	21.867	26.241	22.117	284.2							
17	1'33.252	26.359	20.747	25.155	20.991	292.6							
18	1'32.407	26.156	20.470	25.044	20.737	293.4							
19	1'32.307	25.966	20.505	25.005	20.831	294.2							
20	1'32.306	25.912	20.587	25.046	20.761	295.0							
2nd	93	Marc MARQUEZ				DUCATI	SPA						
		Gresini Racing MotoGP											
		Runs=3	Total laps=18	Full laps=13	Valid laps=13								
Run #	1	Front Tyre	Slick-Soft	Rear Tyre	Slick-Medium			Run #	1	Front Tyre	Slick-Soft	Rear Tyre	Slick-Medium
		New Tyre		New Tyre						New Tyre		New Tyre	
1	2'51.282	35.374	23.227	27.348	22.342	278.3	10	1'46.892	38.689	21.268	25.753	21.182	293.4
2	1'35.445	27.189	21.272	25.688	21.296	290.3	11	1'32.030	26.051	20.429	24.958	20.592	295.8
3	1'34.138	26.409	20.880	25.612	21.237	293.4	12	1'31.779	25.824	20.437	24.868	20.650	295.8
4	1'33.291	26.271	20.800	25.348	20.872	294.2	13	1'31.707	25.747	20.368	24.997	20.595	295.0
5	1'32.814	26.118	20.676	25.266	20.754	295.0	14	1'39.390	28.428	22.848	26.238	21.876	291.8
6	1'38.157	26.983	23.332	26.384	21.458	287.2	15	1'30.673 P	26.166	20.744	26.683*	17.080	292.6
7	1'35.083	25.953	21.707	26.283	21.140	289.5							
8	1'32.077	25.907	20.473	25.124	20.573	293.4							
9	1'35.586 P	28.777*	22.364	26.936	17.509	279.0							
Run #	2	Front Tyre	Slick-Soft	Rear Tyre	Slick-Medium			Run #	2	Front Tyre	Slick-Soft	Rear Tyre	Slick-Medium
		7 Laps at start		14 Laps at start						New Tyre		7 Laps at start	
10	1'45.191 *	34.561	22.230	26.730	21.670*	289.5	16	1'46.658	36.433	21.867	26.241	22.117	284.2
11	1'38.867	30.958	21.036	25.735	21.138	295.0	17	1'33.252	26.359	20.747	25.155	20.991	292.6
12	1'34.427 *	26.158	21.357	25.770	21.142*	295.0	18	1'32.407	26.156	20.470	25.044	20.737	293.4
13	1'32.349	26.016	20.496	25.176	20.661	296.7	19	1'32.307	25.966	20.505	25.005	20.831	294.2
14	1'37.314 *	28.097*	21.595	26.219	21.403*	291.8	20	1'32.306	25.912	20.587	25.046	20.761	295.0
15	1'31.920	25.842	20.505	25.039	20.534	295.8							
16	1'41.741 P	29.147*	25.275	30.194	17.125	270.6							
Run #	3	Front Tyre	Slick-Soft	Rear Tyre	Slick-Medium								
		7 Laps at start		14 Laps at start									
15	1'43.011	33.362	21.749	26.390	21.510	291.8							
16	1'34.856	26.378	21.069	26.011	21.398	292.6							
17	1'34.250 *	26.464*	20.978	25.564	21.244	295.8							
18	1'32.580	25.948	20.610	25.214	20.808	296.7							
19	1'38.964 *	26.048	22.570	28.094	22.252*	281.9							
20	1'38.559	26.066	21.945	27.334	23.214	285.7							

Fastest Lap: Jorge MARTIN Prima Pramac Racing SPA **1'31.707** 25.747 20.368 24.997 20.595

These data/results cannot be reproduced, stored and/or transmitted in whole or in part by any manner of electronic, mechanical, photocopying, recording, broadcasting or otherwise now known or herein after developed without the previous express consent by the copyright owner, except for reproduction in daily press and regular printed publications on sale to the public within 60 days of the event related to those data/results and always provided that copyright symbol appears together as follows below.
© DORNA, 2024



Free Practice Nr. 1

MotoGP

Lap	Lap Time	T1	T2	T3	T4	Speed	Lap	Lap Time	T1	T2	T3	T4	Speed		
4th	21	Franco MORBIDELLI DUCATI ITA					20	1'32.347	25.969	20.543	25.007	20.828	291.8		
		Prima Pramac Racing					21	1'38.597	30.812	20.786	25.248	21.751	294.2		
		Runs=3 Total laps=20 Full laps=15 Valid laps=10					22	1'34.537	26.401	20.987	25.711	21.438	291.1		
		Run #	1	Front Tyre	Slick-Soft	Rear Tyre	Slick-Medium								
		New Tyre					New Tyre								
		1	2'11.834	35.804	22.706	26.854	21.751	287.2							
		2	1'40.129 *	31.094*	21.618	26.164	21.253	293.4							
		3	1'35.684 *	27.407	21.180	25.877*	21.220	294.2							
		4	1'33.955	26.413	20.962	25.599	20.981	291.8							
		5	1'35.033 *	26.309	22.047	25.667*	21.010	293.4							
		6	1'32.851	25.971	20.780	25.227	20.873	293.4							
		7	1'44.795	31.842	25.540	26.385	21.028	289.5							
		8	1'32.480	25.939	20.702	25.052	20.787	294.2							
		9	1'37.658 P	29.971	22.393	28.042	17.252	290.3							
		Run #	2	Front Tyre	Slick-Soft	Rear Tyre	Slick-Medium								
		9 Laps at start					9 Laps at start								
		10	1'49.045	36.021	24.920	26.204	21.900	289.5							
		11	1'34.367	26.714	21.155	25.423	21.075	290.3							
		12	1'32.918	26.158	20.733	25.217	20.810	294.2							
		13	1'32.191	25.809	20.659	25.034	20.689	294.2							
		14	1'31.949	25.810	20.608	24.930	20.601	293.4							
		15	1'39.243 P	29.378	26.248	26.345	17.272	287.2							
		Run #	3	Front Tyre	Slick-Soft	Rear Tyre	Slick-Medium								
15 Laps at start					15 Laps at start										
16	1'48.885	39.528	22.287	25.886	21.184	291.8									
17	1'38.553 *	30.973*	21.260	25.420	20.900	294.2									
18	1'32.253	25.916	20.621	24.986	20.730	294.2									
19	1'32.078 *	25.754	20.625	24.996*	20.703	295.0									
20	1'55.859	29.141	26.823	36.559	23.336	128.7									
5th	20	Fabio QUARTARARO YAMAHA FRA													
		Monster Energy Yamaha MotoGP Team													
		Runs=2 Total laps=23 Full laps=20 Valid laps=18													
		Run #	1	Front Tyre	Slick-Soft	Rear Tyre	Slick-Medium								
		New Tyre					New Tyre								
		1	3'12.438 *	35.921	22.995	26.985*	22.284	285.7							
		2	1'35.942	27.413	21.355	25.822	21.352	287.2							
		3	1'34.161	26.739	20.887	25.461	21.074	288.7							
		4	1'33.209	26.346	20.707	25.256	20.900	289.5							
		5	1'32.794	26.099	20.647	25.118	20.930	290.3							
		6	1'32.630	25.945	20.698	25.116	20.871	289.5							
		7	1'32.484	25.934	20.659	25.069	20.822	289.5							
		8	1'37.840 *	30.228*	20.805	25.466	21.341	289.5							
		9	1'35.101	26.095	22.440	25.604	20.962	288.7							
		10	1'32.749	26.219	20.587	25.143	20.800	288.7							
		11	1'32.164	25.901	20.565	24.967	20.731	290.3							
		12	1'32.444 P	28.632*	21.263	25.790	16.759	290.3							
		Run #	2	Front Tyre	Slick-Soft	Rear Tyre	Slick-Medium								
		12 Laps at start					12 Laps at start								
		13	1'49.098	37.485	23.255	26.926	21.432	271.3							
		14	1'36.001 *	27.436*	22.147	25.386	21.032*	290.3							
		15	1'33.019	26.116	20.683	25.376	20.844	291.8							
		16	1'32.224	25.904	20.678	24.958	20.684	291.1							
17	1'32.175	25.849	20.654	24.918	20.754	291.1									
18	1'31.976	25.752	20.602	24.850	20.772	291.8									
19	1'32.013	25.819	20.583	24.905	20.706	291.8									
7th	33	Brad BINDER KTM RSA													
		Red Bull KTM Factory Racing													
		Runs=3 Total laps=21 Full laps=16 Valid laps=11													
		Run #	1	Front Tyre	Slick-Soft	Rear Tyre	Slick-Medium								
		New Tyre					New Tyre								
		1	2'08.058	35.094	24.014	27.655	22.520	283.4							
		2	1'36.722	27.441	21.710	26.071	21.500	291.1							
		3	1'34.365	26.523	21.286	25.368	21.188	295.8							
		4	1'33.616	26.262	20.850	25.407	21.097	294.2							
		5	1'39.971 *	32.006*	21.173	25.536	21.256	291.8							
		6	1'39.504	31.808	21.076	25.622	20.998	291.8							
		7	1'32.703	26.005	20.771	25.161	20.766	294.2							
		8	1'32.447 P	28.948*	20.917	25.266	17.316	295.0							
		Run #	2	Front Tyre	Slick-Soft	Rear Tyre	Slick-Medium								
		8 Laps at start					8 Laps at start								
		9	1'46.706	35.994	22.554	26.227	21.931	290.3							
		10	1'34.102	26.570	21.044	25.346	21.142	291.1							
		11	1'32.982	25.987	20.822	25.214	20.959	294.2							
		12	1'32.790 *	25.952	20.797	25.168	20.873*	292.6							
		13	1'32.446	25.914	20.640	25.048	20.844	294.2							
		14	1'32.358	25.844	20.638	25.115	20.761	294.2							
		15	1'32.448 *	25.917	20.657	25.061*	20.813	294.2							
		Fastest Lap:	Jorge MARTIN					Prima Pramac Racing		SPA		1'31.707	25.747	20.368	24.997

These data/results cannot be reproduced, stored and/or transmitted in whole or in part by any manner of electronic, mechanical, photocopying, recording, broadcasting or otherwise now known or herein after developed without the previous express consent by the copyright owner, except for reproduction in daily press and regular printed publications on sale to the public within 60 days of the event related to those data/results and always provided that copyright symbol appears together as follows below.
© DORNA, 2024



Free Practice Nr. 1

MotoGP

Lap	Lap Time	T1	T2	T3	T4	Speed	Lap	Lap Time	T1	T2	T3	T4	Speed		
16	1'37.260	P	30.874*	21.164	26.393	18.829	289.5	13	1'32.612	25.991	20.790	24.958	20.873	293.4	
Run # 3	Front Tyre Slick-Soft			Rear Tyre Slick-Medium				14	1'32.626	26.034	20.720	24.998	20.874	292.6	
	8 Laps at start			16 Laps at start				15	1'32.537	25.902	20.825	24.967	20.843	291.1	
17	1'48.471		34.905	21.802	30.425	21.339	291.8	16	1'32.286	25.883	20.731	24.910	20.762	292.6	
18	1'38.603	*	29.968	21.246	26.055	21.334*	292.6	17	1'34.232	*	25.834	20.706	25.952*	21.740	291.8
19	1'32.688	*	25.904	20.692	25.143*	20.949*	295.8	18	1'32.729	25.925	20.700	25.162	20.942	293.4	
20	1'32.135		25.770	20.599	25.088	20.678	295.0	19	1'37.540	*	26.123	20.720	27.909*	22.788	294.2
21	1'32.157		25.838	20.555	24.984	20.780	297.5	20	1'32.921	*	26.148	20.744	25.144	20.885*	292.6
								21	1'42.861	25.846	25.681	28.173	23.161	279.0	

8th 1 **Francesco BAGNAIA** DUCATI ITA
Ducati Lenovo Team

Runs=3 Total laps=16 Full laps=11 Valid laps=10

Run #	1	Front Tyre	Slick-Soft	Rear Tyre	Slick-Medium		
		New Tyre		New Tyre			
1	2'44.507	34.940	22.441	27.641	22.079	281.9	
2	1'36.579	*	27.167	21.474	26.456*	21.482	280.5
3	1'34.065	26.517	20.909	25.557	21.082	295.0	
4	1'33.372	26.247	20.717	25.394	21.014	292.6	
5	1'41.557	26.171	23.720	29.505	22.161	187.1	
6	1'32.846	26.058	20.642	25.294	20.852	294.2	
7	1'37.054	P	30.573*	21.888	27.122	17.471	284.2
Run # 2	Front Tyre Slick-Soft			Rear Tyre Slick-Medium			
	7 Laps at start			7 Laps at start			
8	1'44.443	35.022	21.765	26.152	21.504	291.1	
9	1'33.233	26.409	20.763	25.220	20.841	293.4	
10	1'32.586	26.063	20.610	25.166	20.747	293.4	
11	1'32.259	26.066	20.509	24.996	20.688	293.4	
12	1'36.257	P	30.304*	21.487	27.061	17.405	282.7
Run # 3	Front Tyre Slick-Soft			Rear Tyre Slick-Medium			
	12 Laps at start			12 Laps at start			
13	1'42.752	34.387	21.464	25.736	21.165	292.6	
14	1'32.466	26.190	20.592	24.932	20.752	294.2	
15	1'32.451	26.043	20.522	25.123	20.763	293.4	
16	1'32.169	25.966	20.490	25.021	20.692	294.2	

9th 12 **Maverick VIÑALES** APRILIA SPA
Aprilia Racing

Runs=3 Total laps=21 Full laps=16 Valid laps=13

Run #	1	Front Tyre	Slick-Soft	Rear Tyre	Slick-Medium		
		New Tyre		New Tyre			
1	2'37.035	35.969	22.825	26.798	22.141	287.2	
2	1'36.041	27.094	21.574	25.929	21.444	292.6	
3	1'33.563	26.205	20.992	25.270	21.096	291.8	
4	1'33.937	26.108	21.007	25.729	21.093	290.3	
5	1'32.804	26.091	20.798	25.132	20.783	292.6	
6	1'35.635	27.449	21.476	25.599	21.111	291.1	
7	1'32.106	P	29.136*	21.055	25.047	16.868	293.4
Run # 2	Front Tyre Slick-Soft			Rear Tyre Slick-Medium			
	7 Laps at start			7 Laps at start			
8	1'43.927	35.071	21.686	25.711	21.459	288.0	
9	1'35.184	26.267	21.066	25.829	22.022	291.8	
10	1'34.501	P	26.255	23.867	26.932*	17.447	287.2
Run # 3	Front Tyre Slick-Soft			Rear Tyre Slick-Medium			
	10 Laps at start			10 Laps at start			
11	1'42.806	*	34.288	21.547	25.636*	21.335	291.1
12	1'33.214	26.204	20.858	25.057	21.095	292.6	

10th 31 **Pedro ACOSTA** KTM SPA
Red Bull GASGAS Tech3

Runs=2 Total laps=21 Full laps=18 Valid laps=12

Run #	1	Front Tyre	Slick-Soft	Rear Tyre	Slick-Medium		
		New Tyre		New Tyre			
1	1'57.932	34.650	22.452	27.481	22.210	288.0	
2	1'36.504	27.427	21.570	25.949	21.558	293.4	
3	1'36.507	28.426	21.212	25.682	21.187	295.8	
4	1'34.902	26.515	21.643	25.569	21.175	293.4	
5	1'33.938	*	26.109	20.723	25.988*	21.118	277.6
6	1'33.178	26.251	20.799	25.243	20.885	295.0	
7	1'33.031	26.160	20.572	25.393	20.906	294.2	
8	1'37.573	*	28.132*	21.643	26.082	21.716	291.1
9	1'32.866	26.241	20.575	25.294	20.756	292.6	
10	1'32.865	26.094	20.626	25.319	20.826	292.6	
11	1'32.481	P	27.411*	21.649	26.470	16.951	286.4
Run # 2	Front Tyre Slick-Soft			Rear Tyre Slick-Medium			
	New Tyre			New Tyre			
12	1'48.269	35.190	21.596	29.914	21.569	235.8	
13	1'34.418	*	27.036*	21.135	25.270	20.977	297.5
14	1'33.098	*	26.144	20.947	25.133*	20.874	293.4
15	1'32.457	25.989	20.569	25.020	20.879	292.6	
16	1'32.354	25.928	20.556	25.069	20.801	292.6	
17	1'37.252	*	27.213*	21.049	25.396	23.594	292.6
18	1'38.369	26.156	24.217	26.542	21.454	296.7	
19	1'32.490	25.890	20.732	24.954	20.914	300.0	
20	1'34.681	*	26.034	20.550	25.666*	22.431*	301.6
21	1'32.667	26.057	20.615	25.119	20.876	295.8	

11th 43 **Jack MILLER** KTM AUS
Red Bull KTM Factory Racing

Runs=3 Total laps=21 Full laps=16 Valid laps=12

Run #	1	Front Tyre	Slick-Soft	Rear Tyre	Slick-Medium		
		New Tyre		New Tyre			
1	2'22.931	35.091	22.204	26.748	22.127	291.8	
2	1'35.380	27.112	21.230	25.806	21.232	293.4	
3	1'34.445	26.689	20.870	25.556	21.330	297.5	
4	1'36.256	*	26.629	22.795	25.801*	21.031	295.0
5	1'41.818	26.484	20.566	30.612	24.156	284.9	
6	1'33.131	*	26.228	20.613	25.397*	20.893	297.5
7	1'43.497	29.516	22.353	30.573	21.055	170.8	
8	1'32.623	26.242	20.522	25.161	20.698	297.5	
9	1'31.913	P	27.737*	21.538	26.272	16.366	289.5
Run # 2	Front Tyre Slick-Soft			Rear Tyre Slick-Medium			
	New Tyre			9 Laps at start			
10	1'49.503	36.527	22.330	29.368	21.278	236.8	

Fastest Lap: Jorge MARTIN Prima Pramac Racing SPA **1'31.707** 25.747 20.368 24.997 20.595

These data/results cannot be reproduced, stored and/or transmitted in whole or in part by any manner of electronic, mechanical, photocopying, recording, broadcasting or otherwise now known or herein after developed without the previous express consent by the copyright owner, except for reproduction in daily press and regular printed publications on sale to the public within 60 days of the event related to those data/results and always provided that copyright symbol appears together as follows below.
© DORNA, 2024



Free Practice Nr. 1

MotoGP

Lap	Lap Time	T1	T2	T3	T4	Speed	Lap	Lap Time	T1	T2	T3	T4	Speed
11	1'33.271	26.338	20.639	25.390	20.904	293.4	6	1'33.257	26.153	20.796	25.327	20.981	295.0
12	1'43.888	28.935	26.406	27.189	21.358	281.2	7	1'42.373	28.154	21.061	31.620	21.538	281.9
13	1'32.901	26.153	20.618	25.311	20.819	294.2	8	1'27.318 P	26.129	20.691	25.098	15.400	294.2
14	1'32.934	26.143	20.656	25.261	20.874	294.2	Run # 2 Front Tyre Slick-Soft Rear Tyre Slick-Medium 8 Laps at start 8 Laps at start						
15	1'37.740 P	28.674*	23.458	29.706	15.902	205.7	9	1'43.146	34.302	21.523	25.763	21.558	291.1
Run # 3 Front Tyre Slick-Soft Rear Tyre Slick-Medium 6 Laps at start 15 Laps at start						10	1'35.996	26.344	22.960	25.467	21.225	292.6	
16	1'52.246	36.634	21.571	32.870	21.171	226.4	11	1'33.227	26.211	20.734	25.221	21.061	293.4
17	1'32.426	26.031	20.493	25.154	20.748	295.8	12	1'32.732	26.004	20.603	25.190	20.935	295.0
18	1'32.460	25.844	20.796	25.103	20.717	296.7	13	1'32.688	26.037	20.625	25.098	20.928	294.2
19	1'38.834	27.465	23.316	26.856	21.197	289.5	14	1'35.858	25.886	22.383	25.772	21.817	291.8
20	1'32.440 *	26.047	20.541	25.124*	20.728	295.8	15	1'32.468	25.865	20.695	25.032	20.876	293.4
21	1'48.523 *	31.261*	29.179	27.159	20.924	294.2	16	1'30.433 P	27.264	21.292	25.620	16.257	291.8

12th 37 Augusto FERNANDEZ KTM SPA
Red Bull GASGAS Tech3

Runs=3 Total laps=22 Full laps=17 Valid laps=11

Run #	1	Front Tyre	Slick-Soft	Rear Tyre	Slick-Medium	New Tyre	New Tyre
1	2'04.268	36.490	24.483	28.033	23.066	284.2	
2	1'37.753 *	27.540	21.779	26.619	21.815*	288.0	
3	1'35.341	26.886	21.230	25.858	21.367	291.8	
4	1'34.291	26.509	20.903	25.748	21.131	292.6	
5	1'34.119	26.181	21.022	25.816	21.100	292.6	
6	1'33.334	26.179	20.783	25.430	20.942	295.0	
7	1'33.279	26.104	20.798	25.456	20.921	291.8	
8	1'34.018 P	28.777*	21.697	26.402	17.142	288.0	

Run #	2	Front Tyre	Slick-Soft	Rear Tyre	Slick-Medium	8 Laps at start	8 Laps at start
9	1'45.861	36.843	21.770	25.875	21.373	292.6	
10	1'33.500 *	26.289	20.963	25.297*	20.951	296.7	
11	1'33.445	26.129	20.835	25.422	21.059	294.2	
12	1'33.000	26.017	20.780	25.287	20.916	291.8	
13	1'33.194 *	25.996	20.875	25.365*	20.958	292.6	
14	1'39.113	26.212	22.531	29.200	21.170	206.5	
15	1'35.522 *	27.385*	21.193	25.946	20.998	295.0	
16	1'33.044 *	26.066	20.968	25.224*	20.786	295.8	
17	1'32.980	26.138	20.777	25.131	20.934	292.6	
18	1'32.220 P	27.784*	21.965	26.205	16.266	284.2	

Run #	3	Front Tyre	Slick-Soft	Rear Tyre	Slick-Medium	New Tyre	18 Laps at start
19	1'40.831	32.882	21.331	25.502	21.116	291.1	
20	1'33.618 *	26.029	20.716	25.701*	21.172	292.6	
21	1'32.671	25.978	20.733	25.186	20.774	295.8	
22	1'32.453	25.893	20.620	25.165	20.775	291.8	

13th 23 Enea BASTIANINI DUCATI ITA
Ducati Lenovo Team

Runs=3 Total laps=20 Full laps=15 Valid laps=14

Run #	1	Front Tyre	Slick-Soft	Rear Tyre	Slick-Medium	New Tyre	New Tyre
1	2'47.021	35.192	22.504	27.099	22.448	288.7	
2	1'36.658	27.578	21.390	26.189	21.501	291.8	
3	1'34.861	26.714	21.154	25.692	21.301	291.8	
4	1'33.842	26.443	20.795	25.512	21.092	293.4	
5	1'33.696	26.442	20.914	25.351	20.989	295.8	

Run # 3 Front Tyre Slick-Soft Rear Tyre Slick-Medium
16 Laps at start 16 Laps at start

17	1'42.596	34.113	21.488	25.576	21.419	293.4
18	1'34.187 *	26.310	20.783	25.897*	21.197	295.0
19	1'32.571	25.973	20.605	25.091	20.902	294.2
20	1'32.550	25.940	20.593	25.093	20.924	294.2

14th 5 Johann ZARCO HONDA FRA
CASTROL Honda LCR

Runs=3 Total laps=20 Full laps=15 Valid laps=10

Run #	1	Front Tyre	Slick-Soft	Rear Tyre	Slick-Medium	New Tyre	New Tyre
1	2'11.033	34.641	23.132	27.665	22.113	274.8	
2	1'36.309 *	27.147	21.334	26.450*	21.378	291.1	
3	1'34.772	26.675	21.094	25.891	21.112	288.7	
4	1'34.773 *	26.404	20.847	26.230*	21.292	293.4	
5	1'34.095	26.324	20.776	25.847	21.148	286.4	
6	1'34.092	26.357	20.826	25.825	21.084	289.5	
7	1'34.041	26.311	20.842	25.686	21.202	292.6	
8	1'33.330	26.251	20.632	25.530	20.917	291.8	
9	1'31.839 P	26.642	20.826	26.494	17.877	289.5	

Run #	2	Front Tyre	Slick-Soft	Rear Tyre	Slick-Medium	9 Laps at start	9 Laps at start
10	1'44.696	35.859	21.720	25.938	21.179	288.7	
11	1'33.797	26.458	20.906	25.492	20.941	289.5	
12	1'41.131 *	29.447*	20.964	28.817	21.903	277.6	
13	1'28.746 P	26.216	20.774	25.526*	16.230	293.4	

Run #	3	Front Tyre	Slick-Soft	Rear Tyre	Slick-Medium	13 Laps at start	13 Laps at start
14	1'42.994	34.123	21.507	25.975	21.389	290.3	
15	1'33.359	26.233	20.880	25.381	20.865	292.6	
16	1'32.883	26.031	20.747	25.297	20.808	292.6	
17	1'48.295 *	34.551*	27.356	25.476	20.912	295.0	
18	1'32.486	25.888	20.716	25.113	20.769	296.7	
19	1'44.943 *	29.335*	26.770	27.779	21.059	289.5	
20	1'33.823	26.499	20.825	25.586	20.913	288.7	

15th 72 Marco BEZZECCHI DUCATI ITA
Pertamina Enduro VR46 Racing Team

Runs=3 Total laps=19 Full laps=14 Valid laps=12

Run #	1	Front Tyre	Slick-Soft	Rear Tyre	Slick-Medium	New Tyre	New Tyre
1	2'13.895	34.860	24.510	34.059	22.235	187.8	

Fastest Lap: Jorge MARTIN Prima Pramac Racing SPA 1'31.707 25.747 20.368 24.997 20.595

These data/results cannot be reproduced, stored and/or transmitted in whole or in part by any manner of electronic, mechanical, photocopying, recording, broadcasting or otherwise now known or herein after developed without the previous express consent by the copyright owner, except for reproduction in daily press and regular printed publications on sale to the public within 60 days of the event related to those data/results and always provided that copyright symbol appears together as follows below.
© DORNA, 2024



Free Practice Nr. 1

MotoGP

Lap	Lap Time	T1	T2	T3	T4	Speed	Lap	Lap Time	T1	T2	T3	T4	Speed
2	1'36.001	27.217	21.700	25.651	21.433	294.2	Run # 1	Front Tyre Slick-Soft	Rear Tyre Slick-Medium				
3	1'38.350 *	27.303	23.610	25.878	21.559*	295.8		New Tyre	New Tyre				
4	1'33.621	26.354	20.951	25.243	21.073	295.0	1	1'56.977	36.750	23.634	27.623	22.504	283.4
5	1'33.065	26.173	20.857	25.159	20.876	296.7	2	1'38.350	27.730	23.029	26.206	21.385	291.8
6	1'39.040 *	28.947*	23.530	25.441	21.122	294.2	3	1'34.419	26.761	21.171	25.487	21.000	291.8
7	1'33.042	26.243	20.850	25.137	20.812	295.8	4	1'33.487	26.320	21.024	25.316	20.827	293.4
8	1'27.936 P	26.017	20.839	25.016	16.064	294.2	5	1'37.810	29.390	21.516	25.701	21.203	292.6
Run # 2	Front Tyre Slick-Soft	Rear Tyre Slick-Medium					6	1'32.875	26.120	20.816	25.100	20.839	294.2
	8 Laps at start	8 Laps at start					7	1'36.799 P	29.742*	23.286	26.179	17.592	291.8
9	1'42.836	33.960	21.576	25.850	21.450	290.3	Run # 2	Front Tyre Slick-Soft	Rear Tyre Slick-Medium				
10	1'33.148	26.067	20.966	25.139	20.976	294.2		7 Laps at start	7 Laps at start				
11	1'33.079	26.155	20.828	25.135	20.961	293.4	8	1'44.771	35.177	22.023	26.146	21.425	286.4
12	1'32.731	25.916	20.728	25.227	20.860	293.4	9	1'33.172	26.086	20.903	25.214	20.969	292.6
13	1'38.487	25.970	24.165	27.261	21.091	274.1	10	1'32.817	25.927	20.958	25.152	20.780	295.0
14	1'34.434	26.280	21.693	25.536	20.925	295.0	11	1'32.821	26.024	20.726	25.171	20.900	292.6
15	1'32.729	26.039	20.741	25.155	20.794	299.1	12	1'40.896 *	32.878*	21.256	25.731	21.031	291.1
16	1'31.429 P	25.899	20.779	26.026*	18.725	296.7	13	1'32.780	26.023	20.782	25.116	20.859	292.6
Run # 3	Front Tyre Slick-Soft	Rear Tyre Slick-Medium					14	1'40.337 P	29.870*	25.514	27.257	17.696	280.5
	16 Laps at start	16 Laps at start					Run # 3	Front Tyre Slick-Soft	Rear Tyre Slick-Medium				
17	1'45.404	34.254	22.022	27.718	21.410	278.3		14 Laps at start	14 Laps at start				
18	1'34.645	27.035	20.929	25.286	21.395	293.4	15	1'43.825	34.479	21.939	26.104	21.303	288.0
19	1'32.595	25.956	20.811	24.948	20.880	294.2	16	1'32.849	25.986	20.888	25.137	20.838	290.3
16th 73 Alex MARQUEZ				DUCATI		SPA	17	1'32.622	25.997	20.734	25.078	20.813	293.4
	Gresini Racing MotoGP						18	1'39.184 *	29.931*	21.592	26.375	21.286	286.4
	Runs=3 Total laps=19 Full laps=14 Valid laps=10						19	1'35.160	26.473	22.176	25.564	20.947	293.4
Run # 1	Front Tyre Slick-Soft	Rear Tyre Slick-Medium					20	1'32.635	25.982	20.745	25.024	20.884	293.4
	New Tyre	New Tyre					18th 10 Luca MARINI					HONDA	ITA
1	1'58.508	35.036	23.242	27.457	22.293	284.9		Repsol Honda Team					
2	1'36.407	27.387	21.537	26.078	21.405	288.7		Runs=3 Total laps=22 Full laps=17 Valid laps=14					
3	1'34.597 *	26.642	21.046	25.795*	21.114	290.3	Run # 1	Front Tyre Slick-Soft	Rear Tyre Slick-Medium				
4	1'33.578	26.234	20.968	25.440	20.936	290.3		New Tyre	New Tyre				
5	1'37.403	27.118	22.952	25.967	21.366	291.8	1	2'12.306	34.854	22.859	26.966	21.754	290.3
6	1'31.578 P	27.390	20.977	26.420	16.791	286.4	2	1'35.615	26.987	21.470	25.758	21.400	293.4
Run # 2	Front Tyre Slick-Soft	Rear Tyre Slick-Medium					3	1'34.372	26.544	20.990	25.684	21.154	294.2
	6 Laps at start	6 Laps at start					4	1'40.388	26.762	20.959	25.863	26.804	295.0
7	1'42.931	33.860	21.724	25.862	21.485	289.5	5	1'34.343	26.431	21.086	25.687	21.139	294.2
8	1'34.059	26.645	20.944	25.356	21.114	290.3	6	1'33.303	26.243	20.962	25.234	20.864	295.0
9	1'33.126	26.169	20.702	25.274	20.981	290.3	7	1'31.675 P	26.180	23.017	26.099	16.379	291.8
10	1'34.540 *	26.871*	21.109	25.519	21.041	290.3	Run # 2	Front Tyre Slick-Soft	Rear Tyre Slick-Medium				
11	1'32.899	26.019	20.767	25.230	20.883	291.1		7 Laps at start	7 Laps at start				
12	1'32.616	26.008	20.676	25.131	20.801	292.6	8	1'43.547	34.495	21.686	25.951	21.415	291.1
13	1'32.622 P	27.429*	21.706	26.555	16.932	283.4	9	1'34.114	26.377	21.174	25.567	20.996	291.1
Run # 3	Front Tyre Slick-Soft	Rear Tyre Slick-Medium					10	1'36.623	26.179	23.135	26.235	21.074	284.2
	New Tyre	13 Laps at start					11	1'33.301	26.245	20.862	25.302	20.892	291.8
14	1'45.078 *	34.680	22.905	26.156*	21.337	289.5	12	1'47.368 *	28.844*	23.389	28.885	26.250	288.7
15	1'33.642	26.345	21.026	25.268	21.003	291.1	13	1'37.660	26.706	24.115	25.673	21.166	295.0
16	1'32.958	26.053	20.829	25.219	20.857	290.3	14	1'33.127	26.210	20.849	25.189	20.879	293.4
17	1'32.460 *	25.927	20.710	24.990	20.833*	294.2	15	1'34.352 P	28.271*	21.968	26.798	17.315	287.2
18	1'37.331 *	26.284*	20.884	27.537	22.626	291.8	Run # 3	Front Tyre Slick-Soft	Rear Tyre Slick-Medium				
19	1'32.642	25.975	20.686	25.157	20.824	294.2		15 Laps at start	15 Laps at start				
	PIT	28.042	21.149	25.535	17.752	293.4	16	1'48.956	34.590	21.771	26.567	26.028	288.7
17th 42 Alex RINS				YAMAHA		SPA	17	1'34.078	26.317	21.151	25.462	21.148	291.8
	Monster Energy Yamaha MotoGP Team						18	1'40.027 *	29.812*	21.316	25.751	23.148	292.6
	Runs=3 Total laps=20 Full laps=15 Valid laps=13						19	1'37.156 *	26.347	20.846	26.013*	23.950	294.2

Fastest Lap: Jorge MARTIN Prima Pramac Racing SPA 1'31.707 25.747 20.368 24.997 20.595

These data/results cannot be reproduced, stored and/or transmitted in whole or in part by any manner of electronic, mechanical, photocopying, recording, broadcasting or otherwise now known or herein after developed without the previous express consent by the copyright owner, except for reproduction in daily press and regular printed publications on sale to the public within 60 days of the event related to those data/results and always provided that copyright symbol appears together as follows below.
© DORNA, 2024

Official MotoGP Timing by TISSOT
www.motogp.com



Free Practice Nr. 1

MotoGP

Lap	Lap Time	T1	T2	T3	T4	Speed	Lap	Lap Time	T1	T2	T3	T4	Speed								
20	1'33.237	26.185	20.920	25.258	20.874	295.0	15	1'44.166	34.075	22.231	26.343	21.517	284.9								
21	1'33.265	26.147	20.937	25.258	20.923	295.8	16	1'36.529 *	26.513	22.819	25.973*	21.224	285.7								
22	1'32.824	26.049	20.768	25.146	20.861	295.0	17	1'33.166	26.186	20.808	25.327	20.845	288.7								
19th 49 Fabio DI GIANNANTONI DUCATI ITA							18	1'37.032 *	28.167*	22.331	25.406	21.128	293.4								
Pertamina Enduro VR46 Racing Team							19	1'33.707	26.281	20.959	25.338	21.129	291.1								
Runs=3 Total laps=18 Full laps=13 Valid laps=8							20	1'33.378 *	26.128	20.946	25.393*	20.911	291.8								
Run # 1	Front Tyre	Slick-Soft	Rear Tyre	Slick-Medium																	
		New Tyre		New Tyre																	
1	2'35.165	34.863	22.900	27.359	22.429	279.0	21st 25 Raul FERNANDEZ APRILIA SPA														
2	1'36.242 *	27.301	21.386	26.093*	21.462	287.2	Trackhouse Racing														
3	1'34.390	26.466	21.000	25.722	21.202	289.5	Runs=3 Total laps=20 Full laps=15 Valid laps=12														
4	1'34.717	26.204	21.562	25.750	21.201	289.5	Run # 1	Front Tyre	Slick-Soft	Rear Tyre	Slick-Medium										
5	1'32.871 P	26.030	21.639	27.190	18.012	284.2			New Tyre		New Tyre										
Run # 2							1	2'40.632	35.145	23.279	27.579	22.176	283.4								
		5 Laps at start		5 Laps at start			2	1'36.846	27.414	21.722	26.430	21.280	287.2								
6	1'43.783	34.461	22.046	25.876	21.400	286.4	3	1'34.801 *	26.686	21.166	25.806*	21.143	290.3								
7	1'33.964	26.363	21.223	25.372	21.006	288.7	4	1'37.911	26.267	21.028	27.884	22.732	291.8								
8	1'33.033	25.997	20.951	25.183	20.902	290.3	5	1'34.737	26.352	21.070	25.891	21.424	290.3								
9	1'34.214 *	26.484*	21.168	25.520	21.042	290.3	6	1'33.783	26.356	20.948	25.530	20.949	291.8								
10	1'33.479	26.152	20.906	25.299	21.122	288.7	7	1'39.417 P	29.790*	23.181	28.947	17.499	288.0								
11	1'36.201 P	29.885*	21.812	26.811*	17.693	283.4	Run # 2														
Run # 3									7 Laps at start		7 Laps at start										
		11 Laps at start		11 Laps at start			8	1'44.884	34.345	22.300	26.768	21.471	286.4								
12	1'43.233	34.376	21.816	25.740	21.301	287.2	9	1'34.195	26.445	21.118	25.592	21.040	291.1								
13	1'33.785 *	26.180	21.190	25.297	21.118*	289.5	10	1'33.256 P	28.387	21.396	26.087	17.386	291.1								
14	1'33.195	26.081	20.946	25.231	20.937	291.1	Run # 3														
15	1'33.159	26.048	20.872	25.387	20.852	289.5			10 Laps at start		New Tyre										
16	1'37.079 *	26.015	20.879	28.416*	21.769	290.3	11	1'44.418	34.850	22.193	26.039	21.336	291.8								
17	1'33.371 *	26.203	20.867	25.321	20.980*	289.5	12	1'33.825	26.373	21.031	25.405	21.016	292.6								
18	1'33.210	26.076	20.900	25.287	20.947	291.1	13	1'33.163	25.993	20.849	25.413	20.908	291.8								
	PIT	29.267	23.304	27.166	20.540	286.4	14	1'33.166	26.063	20.850	25.284	20.969	291.8								
20th 30 Takaaki NAKAGAMI HONDA JPN							15	1'38.525	28.661	21.899	26.130	21.835	290.3								
IDEMITSU Honda LCR							16	1'33.516	26.238	20.980	25.307	20.991	291.1								
Runs=3 Total laps=20 Full laps=15 Valid laps=11							17	1'37.369	26.100	20.842	29.100	21.327	280.5								
Run # 1	Front Tyre	Slick-Soft	Rear Tyre	Slick-Medium									18	1'35.476 *	26.090	20.756	26.978	21.652*	293.4		
		New Tyre		New Tyre									19	1'33.447	26.166	20.826	25.317	21.138	292.6		
1	2'28.722	35.165	23.488	27.632	22.546	281.2	20	1'41.513 *	30.057*	22.610	27.070	21.776	281.2								
2	1'37.363	27.945	21.624	26.163	21.631	286.4	22nd 88 Miguel OLIVEIRA APRILIA POR														
3	1'34.095	26.599	20.939	25.479	21.078	289.5	Trackhouse Racing														
4	1'33.646	26.335	20.802	25.477	21.032	289.5	Runs=4 Total laps=18 Full laps=12 Valid laps=10														
5	1'38.451	28.667	22.170	26.349	21.265	284.9	Run # 1	Front Tyre	Slick-Soft	Rear Tyre	Slick-Medium										
6	1'38.720 *	28.920*	21.410	27.267	21.123	234.2			New Tyre		New Tyre										
7	1'33.046	26.166	20.752	25.284	20.844	291.1	1	2'21.219	36.314	22.881	27.371	22.642	290.3								
8	1'36.241 P	28.824	23.522	26.474	17.421	288.7	2	1'36.381	27.433	21.432	26.082	21.434	293.4								
Run # 2							3	1'35.011 *	26.890	21.061	25.684*	21.376	295.8								
		8 Laps at start		8 Laps at start			4	1'37.652 *	28.383*	21.304	26.569	21.396	290.3								
9	1'48.054 *	36.562	22.251	27.604*	21.637	263.4	5	1'33.467	26.350	20.735	25.483	20.899	294.2								
10	1'34.980	26.865	21.102	25.914	21.099	286.4	6	1'33.280	26.252	20.806	25.295	20.927	295.0								
11	1'33.460	26.306	20.798	25.463	20.893	289.5	7	1'33.281	26.206	20.738	25.443	20.894	295.0								
12	1'33.491	26.293	20.838	25.442	20.918	288.7	8	1'36.572 P	28.823*	23.318	27.227	17.204	276.9								
13	1'33.276	26.180	20.782	25.426	20.888	289.5	Run # 2														
14	1'39.277 P	26.213	25.051	29.827	18.186	236.3			8 Laps at start		8 Laps at start										
Run # 3							9	1'48.681 P	35.264	23.833	30.042	19.542	240.0								
		14 Laps at start		14 Laps at start			Run # 3														
		Front Tyre	Slick-Soft	Rear Tyre	Slick-Medium											9 Laps at start		9 Laps at start			
														10	1'47.928	35.423	22.111	28.574	21.820	248.2	

Fastest Lap: Jorge MARTIN Prima Pramac Racing SPA 1'31.707 25.747 20.368 24.997 20.595

These data/results cannot be reproduced, stored and/or transmitted in whole or in part by any manner of electronic, mechanical, photocopying, recording, broadcasting or otherwise now known or herein after developed without the previous express consent by the copyright owner, except for reproduction in daily press and regular printed publications on sale to the public within 60 days of the event related to those data/results and always provided that copyright symbol appears together as follows below.
© DORNA, 2024

Official MotoGP Timing by TISSOT
www.motogp.com



Free Practice Nr. 1

MotoGP

Lap	Lap Time	T1	T2	T3	T4	Speed	Lap	Lap Time	T1	T2	T3	T4	Speed
11	1'34.473	26.824	21.110	25.527	21.012	292.6							
12	1'33.277	26.219	20.813	25.367	20.878	293.4							
13	1'33.267	26.181	20.767	25.462	20.857	292.6							
14	1'33.540 P	28.798*	21.600	26.668	16.474	283.4							
Run # 4	Front Tyre Slick-Soft			Rear Tyre Slick-Medium				14 Laps at start			14 Laps at start		
15	1'45.752	34.992	22.776	26.576	21.408	289.5							
16	1'33.361	26.435	20.754	25.291	20.881	295.0							
17	1'33.341	26.127	20.828	25.520	20.866	292.6							
18	1'33.301	26.282	20.772	25.279	20.968	295.0							

23rd 6 **Stefan BRADL** HONDA GER
HRC Test Team

Runs=3 Total laps=18 Full laps=13 Valid laps=13

Run #	Front Tyre	Slick-Soft	Rear Tyre	Slick-Medium
Run # 1	New Tyre		New Tyre	
1	2'10.206	34.909	23.186	28.192
2	1'39.217	29.435	21.840	26.516
3	1'35.649	26.930	21.232	26.247
4	1'45.868	29.996	22.225	26.836
5	1'34.749	26.651	21.062	25.898
6	1'38.760	26.719	21.115	28.221
7	1'34.518	26.694	20.991	25.838
8	1'35.560 P	28.933*	21.735	27.415
Run # 2	8 Laps at start		8 Laps at start	
9	1'45.477	35.091	22.087	26.554
10	1'35.431	26.961	21.193	25.980
11	1'35.053	26.955	21.147	25.774
12	1'34.400	26.577	20.950	25.740
13	1'36.173	26.569	20.939	25.846
14	1'40.642 P	30.736*	24.722	27.375
Run # 3	14 Laps at start		New Tyre	
15	1'48.951	38.469	22.030	26.806
16	1'43.521	28.674	21.408	26.816
17	1'36.157	27.497	21.260	26.071
18	1'35.171	26.673	21.004	25.860

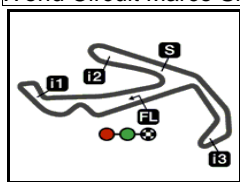
Fastest Lap: Jorge MARTIN Prima Pramac Racing SPA 1'31.707 25.747 20.368 24.997 20.595

These data/results cannot be reproduced, stored and/or transmitted in whole or in part by any manner of electronic, mechanical, photocopying, recording, broadcasting or otherwise now known or herein after developed without the previous express consent by the copyright owner, except for reproduction in daily press and regular printed publications on sale to the public within 60 days of the event related to those data/results and always provided that copyright symbol appears together as follows below.
© DORNA, 2024

Official MotoGP Timing by TISSOT
www.motogp.com



Misano Adriatico, Friday, September 06, 2024 Page 7 of 7



4226 m.

GRAN PREMIO RED BULL DI SAN MARINO E DELLA RIVIERA

Free Practice Nr. 1

Best Partial Times

MotoGP™

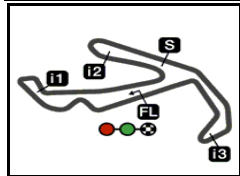
IT Ideal Lap Time, sum of the best partial times

BT Best Lap Time

T1		T2		T3		T4				IT		BT
Pos	Rider	Time	Rider	Time	Rider	Time	Rider	Time	Pos	Rider	IT	BT
	1M.MARQUEZ	25.709	J.MARTIN	20.368	F.QUARTARARO	24.850	P.ESPARGARO	20.534	1	J.MARTIN	1'31.575	1'31.707 (1)
	2J.MARTIN	25.747	M.MARQUEZ	20.446	J.MARTIN	24.868	M.MARQUEZ	20.573	2	M.MARQUEZ	1'31.735	1'31.744 (2)
	3F.QUARTARARO	25.752	P.ESPARGARO	20.459	M.VIÑALES	24.910	J.MARTIN	20.592	3	F.QUARTARAR	1'31.829	1'31.976 (5)
	4F.MORBIDELLI	25.754	F.BAGNAIA	20.490	F.MORBIDELLI	24.930	F.MORBIDELLI	20.601	4	P.ESPARGAR	1'31.874	1'31.920 (3)
	5B.BINDER	25.770	J.MILLER	20.493	F.BAGNAIA	24.932	B.BINDER	20.678	5	F.MORBIDELLI	1'31.893	1'31.949 (4)
	6A.ESPARGARO	25.772	F.QUARTARARO	20.543	M.BEZZECCHI	24.948	F.QUARTARARO	20.684	6	B.BINDER	1'31.987	1'32.135 (7)
	7M.VIÑALES	25.834	P.ACOSTA	20.550	P.ACOSTA	24.954	F.BAGNAIA	20.688	7	A.ESPARGAR	1'32.074	1'32.098 (6)
	8P.ESPARGARO	25.842	B.BINDER	20.555	A.ESPARGARO	24.969	J.MILLER	20.698	8	F.BAGNAIA	1'32.076	1'32.169 (8)
	9J.MILLER	25.844	E.BASTIANINI	20.593	B.BINDER	24.984	A.ESPARGARO	20.718	9	J.MILLER	1'32.138	1'32.426 (11)
	10E.BASTIANINI	25.865	F.MORBIDELLI	20.608	A.MARQUEZ	24.990	P.ACOSTA	20.756	10	P.ACOSTA	1'32.150	1'32.354 (10)
	11J.ZARCO	25.888	A.ESPARGARO	20.615	M.MARQUEZ	25.007	M.VIÑALES	20.762	11	M.VIÑALES	1'32.206	1'32.286 (9)
	12P.ACOSTA	25.890	A.FERNANDEZ	20.620	A.RINS	25.024	J.ZARCO	20.769	12	E.BASTIANINI	1'32.366	1'32.468 (13)
	13A.FERNANDEZ	25.893	J.ZARCO	20.632	E.BASTIANINI	25.032	A.FERNANDEZ	20.774	13	M.BEZZECCHI	1'32.369	1'32.595 (15)
	14M.BEZZECCHI	25.899	A.MARQUEZ	20.676	P.ESPARGARO	25.039	A.RINS	20.780	14	A.MARQUEZ	1'32.394	1'32.616 (16)
	15A.RINS	25.927	M.VIÑALES	20.700	J.MILLER	25.103	M.BEZZECCHI	20.794	15	J.ZARCO	1'32.402	1'32.486 (14)
	16A.MARQUEZ	25.927	A.RINS	20.726	J.ZARCO	25.113	A.MARQUEZ	20.801	16	A.FERNANDEZ	1'32.418	1'32.453 (12)
	17F.BAGNAIA	25.966	M.BEZZECCHI	20.728	A.FERNANDEZ	25.131	T.NAKAGAMI	20.844	17	A.RINS	1'32.457	1'32.622 (17)
	18R.FERNANDEZ	25.993	M.OLIVEIRA	20.735	L.MARINI	25.146	F.DI GIANNANTO	20.852	18	L.MARINI	1'32.824	1'32.824 (18)
	19F.DI GIANNANTO	25.997	T.NAKAGAMI	20.752	F.DI GIANNANTO	25.183	M.OLIVEIRA	20.857	19	F.DI GIANNAN	1'32.899	1'33.033 (19)
	20L.MARINI	26.049	R.FERNANDEZ	20.756	M.OLIVEIRA	25.279	L.MARINI	20.861	20	R.FERNANDEZ	1'32.941	1'33.163 (21)
	21M.OLIVEIRA	26.127	L.MARINI	20.768	R.FERNANDEZ	25.284	E.BASTIANINI	20.876	21	M.OLIVEIRA	1'32.998	1'33.267 (22)
	22T.NAKAGAMI	26.128	F.DI GIANNANTO	20.867	T.NAKAGAMI	25.284	R.FERNANDEZ	20.908	22	T.NAKAGAMI	1'33.008	1'33.046 (20)
	23S.BRADL	26.569	S.BRADL	20.939	S.BRADL	25.740	S.BRADL	20.995	23	S.BRADL	1'34.243	1'34.400 (23)


These data/results cannot be reproduced, stored and/or transmitted in whole or in part by any manner of electronic, mechanical, photocopying, recording, broadcasting or otherwise now known or herein after developed without the previous express consent by the copyright owner, except for reproduction in daily press and regular printed publications on sale to the public within 60 days of the event related to those data/results and always provided that copyright symbol appears together as follows below.

© DORNA, 2024



4226 m.

MotoGP™**GRAN PREMIO RED BULL DI SAN MARINO E DELLA RIVIERA****Free Practice Nr. 1****Fastest Laps Sequence**

<i>Practice Time</i>	 <i>Rider</i>	<i>Nation</i>	<i>Motorcycle</i>	<i>Time</i>	<i>Km/h</i>	<i>Rider's Lap</i>
3'34.436	31 Pedro ACOSTA	SPA	KTM	1'36.504	157.6	2
3'34.915	73 Alex MARQUEZ	SPA	DUCATI	1'36.407	157.8	2
3'47.921	10 Luca MARINI	ITA	HONDA	1'35.615	159.1	2
3'58.311	43 Jack MILLER	AUS	KTM	1'35.380	159.5	2
5'09.746	42 Alex RINS	SPA	YAMAHA	1'34.419	161.1	3
5'19.145	33 Brad BINDER	RSA	KTM	1'34.365	161.2	3
5'40.180	30 Takaaki NAKAGAMI	JPN	HONDA	1'34.095	161.6	3
5'44.428	89 Jorge MARTIN	SPA	DUCATI	1'33.791	162.2	3
5'46.639	12 Maverick VIÑALES	SPA	APRILIA	1'33.563	162.6	3
6'43.233	42 Alex RINS	SPA	YAMAHA	1'33.487	162.7	4
6'52.960	44 Poi ESPARGARO	SPA	KTM	1'32.722	164.0	4
8'50.073	89 Jorge MARTIN	SPA	DUCATI	1'32.642	164.2	5
10'06.149	44 Poi ESPARGARO	SPA	KTM	1'32.364	164.7	6
13'38.411	89 Jorge MARTIN	SPA	DUCATI	1'32.215	164.9	8
13'52.287	93 Marc MARQUEZ	SPA	DUCATI	1'32.077	165.2	8
26'31.641	89 Jorge MARTIN	SPA	DUCATI	1'32.030	165.3	11
28'03.420	89 Jorge MARTIN	SPA	DUCATI	1'31.779	165.7	12
29'35.127	89 Jorge MARTIN	SPA	DUCATI	1'31.707	165.8	13

These data/results cannot be reproduced, stored and/or transmitted in whole or in part by any manner of electronic, mechanical, photocopying, recording, broadcasting or otherwise now known or herein after developed without the previous express consent by the copyright owner, except for reproduction in daily press and regular printed publications on sale to the public within 60 days of the event related to those data/results and always provided that copyright symbol appears together as follows below.

© DORNA, 2024