


4226 m.

GRAN PREMIO PRAMAC DELL'EMILIA-ROMAGNA

Practice Nr. 1

Classification

6

	Rider	Nation	Team	Motorcycle	Time	Lap	Total	Gap	Top Speed
1	14 Tony ARBOLINO	ITA	Elf Marc VDS Racing Team	KALEX	1'35.386	14	17		249.4
2	44 Aron CANET	SPA	Fantic Racing	KALEX	1'35.777	15	18	0.391 0.391	248.8
3	10 Diogo MOREIRA	BRA	Italtrans Racing Team	KALEX	1'35.795	19	20	0.409 0.018	248.8
4	54 Fermin ALDEGUER	SPA	MB Conveyors SpeedUp	BOSCOSCURO	1'35.800	14	18	0.414 0.005	248.8
5	16 Joe ROBERTS	USA	OnlyFans American Racing Team	KALEX	1'35.809	17	20	0.423 0.009	247.1
6	79 Ai OGURA	JPN	MT Helmets - MSI	BOSCOSCURO	1'35.825	20	20	0.439 0.016	251.7
7	18 Manuel GONZALEZ	SPA	QJMOTOR Gresini Moto2	KALEX	1'35.880	20	22	0.494 0.055	248.8
8	24 Marcos RAMIREZ	SPA	OnlyFans American Racing Team	KALEX	1'35.947	17	20	0.561 0.067	250.0
9	71 Dennis FOGGIA	ITA	Italtrans Racing Team	KALEX	1'35.970	17	17	0.584 0.023	249.4
10	96 Jake DIXON	GBR	CFMOTO Inde Aspar Team	KALEX	1'35.996	15	16	0.610 0.026	249.4
11	13 Celestino VIETTI	ITA	Red Bull KTM Ajo	KALEX	1'35.999	17	20	0.613 0.003	250.0
12	12 Filip SALAC	CZE	Elf Marc VDS Racing Team	KALEX	1'36.016	13	17	0.630 0.017	248.2
13	75 Albert ARENAS	SPA	QJMOTOR Gresini Moto2	KALEX	1'36.018	15	19	0.632 0.002	248.2
14	3 Sergio GARCIA	SPA	MT Helmets - MSI	BOSCOSCURO	1'36.116	19	19	0.730 0.098	250.0
15	7 Barry BALTUS	BEL	RW-Idrofoglia Racing GP	KALEX	1'36.163	14	18	0.777 0.047	246.0
16	81 Senna AGIUS	AUS	Liqui Moly Husqvarna Intact GP	KALEX	1'36.164	14	19	0.778 0.001	250.0
17	21 Alonso LOPEZ	SPA	MB Conveyors SpeedUp	BOSCOSCURO	1'36.169	13	13	0.783 0.005	248.2
18	84 Zonta VD GOORBERGH	NED	RW-Idrofoglia Racing GP	KALEX	1'36.414	19	19	1.028 0.245	247.1
19	35 Somkiat CHANTRA	THA	IDEMITSU Honda Team Asia	KALEX	1'36.591	20	20	1.205 0.177	251.7
20	15 Darryn BINDER	RSA	Liqui Moly Husqvarna Intact GP	KALEX	1'36.621	14	19	1.235 0.030	250.0
21	22 Ayumu SASAKI	JPN	Yamaha VR46 Master Camp Team	KALEX	1'36.721	4	13	1.335 0.100	250.0
22	52 Jeremy ALCOBA	SPA	Yamaha VR46 Master Camp Team	KALEX	1'36.832	16	18	1.446 0.111	247.7
23	28 Izan GUEVARA	SPA	CFMOTO Inde Aspar Team	KALEX	1'36.884	12	19	1.498 0.052	250.0
24	34 Mario AJI	INA	IDEMITSU Honda Team Asia	KALEX	1'36.905	5	18	1.519 0.021	247.7
25	17 Daniel MUÑOZ	SPA	Preicanos Racing Team	KALEX	1'37.125	16	19	1.739 0.220	248.8
26	23 Matteo FERRARI	ITA	QJMOTOR Gresini Moto2	KALEX	1'37.197	17	17	1.811 0.072	247.1
27	5 Jaume MASIA	SPA	Preicanos Racing Team	KALEX	1'37.425	9	15	2.039 0.228	248.8
28	11 Alex ESCRIG	SPA	KLINT Forward Factory Team	FORWARD	1'37.439	12	17	2.053 0.014	246.5
29	53 Deniz ÖNCÜ	TUR	Red Bull KTM Ajo	KALEX	1'37.518	12	19	2.132 0.079	249.4
30	43 Xavier ARTIGAS	SPA	KLINT Forward Factory Team	FORWARD	1'37.998	17	17	2.612 0.480	248.2
31	20 Xavi CARDELUS	AND	Fantic Racing	KALEX	1'38.647	14	20	3.261 0.649	248.2

Practice condition: Dry

Air: 24°

Humidity: 61%

Ground: 34°

Fastest Lap:	Lap: 14	Tony ARBOLINO	1'35.386	159.4 Km/h
Best Race Lap:	2024	Alonso LOPEZ	1'36.003	158.4 Km/h
All-Time Lap Record:	2024	Aron CANET	1'35.185	159.8 Km/h

The results are provisional until the end of the limit for protest and appeals.

Time limit for protest expires 60' after publication of the results - Time:

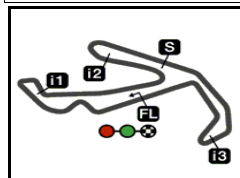
These data/results cannot be reproduced, stored and/or transmitted in whole or in part by any manner of electronic, mechanical, photocopying, recording, broadcasting or otherwise now known or herein after developed without the previous express consent by the copyright owner, except for reproduction in daily press and regular printed publications on sale to the public within 60 days of the event related to those data/results and always provided that copyright symbol appears together as follows below.

© DORNA, 2024

Official MotoGP Timing by TISSOT
www.motogp.com



Misano Adriatico, Friday, September 20, 2024




4226 m.

GRAN PREMIO PRAMAC DELL'EMILIA-ROMAGNA

Practice Nr. 1

Top Speed & Average

8

 Rider	Nation	Motorcycle	Top 5 speeds					Average	Top
35 Somkiat CHANTRA	THA	KALEX	251.7	248.8	248.8	248.2	247.7	248.7	251.7
79 Ai OGURA	JPN	BOSCOSCURO	251.7	251.7	251.1	250.0	250.0	250.8	251.7
3 Sergio GARCIA	SPA	BOSCOSCURO	250.0	249.4	249.4	249.4	248.8	249.2	250.0
13 Celestino VIETTI	ITA	KALEX	250.0	250.0	249.4	249.4	249.4	249.6	250.0
15 Darryn BINDER	RSA	KALEX	250.0	249.4	249.4	248.8	248.8	249.1	250.0
22 Ayumu SASAKI	JPN	KALEX	250.0	249.4	246.5	246.0	245.4	247.5	250.0
24 Marcos RAMIREZ	SPA	KALEX	250.0	247.1	247.1	247.1	247.1	247.7	250.0
28 Izan GUEVARA	SPA	KALEX	250.0	249.4	248.8	248.2	247.7	248.4	250.0
81 Senna AGIUS	AUS	KALEX	250.0	249.4	247.7	247.7	247.7	248.4	250.0
14 Tony ARBOLINO	ITA	KALEX	249.4	248.2	248.2	247.7	247.7	248.2	249.4
53 Deniz ÖNCÜ	TUR	KALEX	249.4	248.8	248.8	248.2	248.2	248.7	249.4
71 Dennis FOGGIA	ITA	KALEX	249.4	249.4	249.4	249.4	249.4	249.4	249.4
96 Jake DIXON	GBR	KALEX	249.4	248.8	247.7	247.7	247.7	248.2	249.4
5 Jaume MASIA	SPA	KALEX	248.8	248.8	248.8	247.1	247.1	248.0	248.8
10 Diogo MOREIRA	BRA	KALEX	248.8	247.7	247.7	247.7	247.7	247.9	248.8
17 Daniel MUÑOZ	SPA	KALEX	248.8	247.7	247.7	247.1	247.1	247.6	248.8
18 Manuel GONZALEZ	SPA	KALEX	248.8	248.2	247.7	247.7	247.1	247.6	248.8
44 Aron CANET	SPA	KALEX	248.8	248.8	248.2	247.7	247.7	248.2	248.8
54 Fermin ALDEGUER	SPA	BOSCOSCURO	248.8	248.2	248.2	247.7	247.1	248.0	248.8
12 Filip SALAC	CZE	KALEX	248.2	247.7	247.1	247.1	246.5	247.2	248.2
20 Xavi CARDELUS	AND	KALEX	248.2	248.2	247.7	247.7	247.1	247.5	248.2
21 Alonso LOPEZ	SPA	BOSCOSCURO	248.2	248.2	248.2	247.7	247.7	248.0	248.2
43 Xavier ARTIGAS	SPA	FORWARD	248.2	247.7	247.1	246.5	246.0	246.8	248.2
75 Albert ARENAS	SPA	KALEX	248.2	247.7	247.1	247.1	247.1	247.4	248.2
34 Mario AJI	INA	KALEX	247.7	245.4	244.8	244.8	244.8	245.5	247.7
52 Jeremy ALCOBA	SPA	KALEX	247.7	247.1	247.1	247.1	247.1	247.2	247.7
16 Joe ROBERTS	USA	KALEX	247.1	247.1	247.1	246.5	246.0	246.5	247.1
23 Matteo FERRARI	ITA	KALEX	247.1	246.5	246.0	246.0	246.0	246.3	247.1
84 Zonta VD GOORBERGH	NED	KALEX	247.1	247.1	246.5	246.5	246.5	246.7	247.1
11 Alex ESCRIG	SPA	FORWARD	246.5	245.4	244.8	244.8	244.8	245.3	246.5
7 Barry BALTUS	BEL	KALEX	246.0	246.0	245.4	245.4	245.4	245.6	246.0

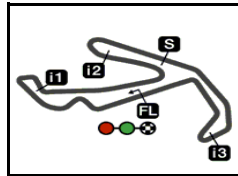
These data/results cannot be reproduced, stored and/or transmitted in whole or in part by any manner of electronic, mechanical, photocopying, recording, broadcasting or otherwise now known or herein after developed without the previous express consent by the copyright owner, except for reproduction in daily press and regular printed publications on sale to the public within 60 days of the event related to those data/results and always provided that copyright symbol appears together as follows below.

© DORNA, 2024

Official MotoGP Timing by TISSOT
www.motogp.com



Misano Adriatico, Friday, September 20, 2024



4226 m.

GRAN PREMIO PRAMAC DELL'EMILIA-ROMAGNA

Practice Nr. 1

Chronological Analysis of Performances

9

* Lap / Sector time cancelled

T1 Time from finish line to 1st intermediate

T3 Time from 2nd intermed. to 3rd intermed.

P Crossing the finish line in pit lane

T2 Time from 1st intermed. to 2nd intermed.

T4 Time from 3rd intermediate to finish line

Lap	Lap Time	T1	T2	T3	T4	Speed	Lap	Lap Time	T1	T2	T3	T4	Speed																																																																																																																							
1st 14 Tony ARBOLINO Elf Marc VDS Racing ITA Runs=2 Total laps=17 Full laps=14 Valid laps=13							4	1'36.575	26.519	22.271	26.162	21.623	247.1	5	1'36.518	26.505	22.083	26.323	21.607	244.3	6	1'36.771	26.495	22.116	26.229	21.931	246.0	7	1'43.236	29.296	24.616	27.265	22.059	246.5	8	1'37.593	26.862	22.462	26.491	21.778	246.5	9	1'37.214 *	26.695	22.173	26.324	22.022*	247.7	10	1'35.938 P	28.626	22.921	26.990	17.401	245.4	11	1'43.904	33.268	22.624	26.434	21.578	244.3	12	1'36.559	26.397	22.106	26.308	21.748	246.5	13	1'36.315 *	26.258	22.001	26.448*	21.608	247.1	14	1'36.022	26.333	22.082	26.162	21.445	246.0	15	1'41.067 *	28.763	22.877	26.478*	22.949	247.7	16	1'37.410	26.520	22.085	26.383	22.422	247.7	17	1'36.040	26.335	21.956	26.179	21.570	248.8	18	1'36.011	26.465	21.921	26.188	21.437	247.7	19	1'35.795	26.323	21.947	26.123	21.402	247.7	20	1'44.931 *	30.91*	23.526	27.761	22.727	243.2							
2nd 44 Aron CANET Fantic Racing SPA Runs=2 Total laps=18 Full laps=15 Valid laps=14							1	1'50.483	34.133	23.260	27.296	21.957	243.7	2	1'37.362	26.824	22.645	26.255	21.638	245.4	3	1'37.332	27.055	22.273	26.424	21.580	245.4	4	1'36.613	26.511	22.243	26.247	21.612	246.0	5	1'36.359	26.529	22.202	26.147	21.481	245.4	6	1'36.453	26.451	22.268	26.220	21.514	245.4	7	1'36.887	26.482	22.145	26.272	21.988	245.4	8	1'46.985 *	33.48*	23.741	27.930	21.832	238.9	9	1'36.525	26.605	22.187	26.187	21.546	247.1	10	1'36.299	26.445	22.127	26.170	21.557	246.0	11	1'32.464 P	26.526	22.152	26.355	17.431	246.5	12	1'45.570	33.914	22.991	26.771	21.894	244.3	13	1'36.193	26.406	22.181	26.107	21.499	246.5	14	1'35.800	26.360	21.957	26.047	21.436	247.7	15	1'35.889	26.405	21.971	26.010	21.503	248.2	16	1'50.196 *	31.63*	27.337	28.909	22.319	229.7	17	1'37.072	26.639	22.211	26.298	21.924	248.2	18	1'35.992	26.402	22.026	26.091	21.473	248.8
3rd 10 Diogo MOREIRA Italtrans Racing Team BRA Runs=2 Total laps=20 Full laps=17 Valid laps=12							1	2'18.039	34.612	23.454	27.612	22.299	240.0	2	1'38.005	27.112	22.484	26.636	21.773	243.7	3	1'48.382 *	29.76*	23.313	33.420	21.885	175.3	4	1'36.468 *	26.597	22.175	26.135	21.561	246.0	5	1'36.625	26.575	22.175	26.219	21.656	245.4																																																																																											
4th 54 Fermin ALDEGUER MB Conveyors Speed SPA Runs=2 Total laps=18 Full laps=15 Valid laps=13							1	2'54.591	36.834	23.226	27.501	22.431	244.3	2	1'36.872	26.669	22.202	26.297	21.704	247.1	3	1'36.531	26.824	22.074	26.135	21.498	247.7	4	1'36.192	26.491	21.977	26.180	21.544	248.2	5	1'45.337	26.759	29.693	27.280	21.605	245.4	6	1'36.141	26.425	22.123	26.127	21.466	246.0	7	1'37.803	27.612	22.412	26.088	21.691	246.5	8	1'36.904	26.528	22.166	26.622	21.588	248.8	9	1'36.207	26.576	22.013	26.120	21.498	246.5	10	1'36.462	26.701	22.062	26.131	21.568	246.0	11	1'36.823	26.611	22.028	26.251	21.933	246.5	12	1'36.311	26.535	21.985	26.204	21.587	247.1	13	1'40.752 P	29.27*	23.212	28.574	19.688	238.4	14	1'51.198 *	40.193	22.467	26.969*	21.569	246.5	15	1'35.777	26.391	21.920	26.014	21.452	247.7	16	1'36.393	26.149	21.908	26.182	22.154	248.8	17	1'36.035 *	26.606	22.006*	26.024	21.399	247.1	18	1'35.791	26.365	21.881	25.993	21.552	247.1
5th 16 Joe ROBERTS OnlyFans American R USA Runs=2 Total laps=20 Full laps=17 Valid laps=14							1	2'27.199	33.997	23.378	26.898	22.057	245.4	2	1'38.625	26.793	22.382	26.647	22.803	244.8	3	1'37.112 *	26.80*	22.218	26.416*	21.676	247.1																																																																																																									

Fastest Lap: Tony ARBOLINO Elf Marc VDS Racing ITA 1'35.386 26.220 21.845 25.919 21.402

These data/results cannot be reproduced, stored and/or transmitted in whole or in part by any manner of electronic, mechanical, photocopying, recording, broadcasting or otherwise now known or herein after developed without the previous express consent by the copyright owner, except for reproduction in daily press and regular printed publications on sale to the public within 60 days of the event related to those data/results and always provided that copyright symbol appears together as follows below.
© DORNA, 2024

Practice Nr. 1

Moto2

Lap	Lap Time	T1	T2	T3	T4	Speed	Lap	Lap Time	T1	T2	T3	T4	Speed
6	1'36.177	26.535	22.005	26.153	21.484	245.4	16	1'37.724	26.613	22.055	27.220	21.836	244.8
7	1'36.509 *	26.586	22.068	26.209*	21.646	244.8	17	1'36.324	26.521	21.968	26.268	21.567	247.1
8	1'36.402	26.461	22.106	26.169	21.666	246.0	18	1'36.666 P	29.08*	22.935	27.963	16.686	243.2
9	1'36.196	26.461	22.034	26.090	21.611	247.1	19	1'49.178	34.215	23.041	27.334	24.588	243.2
10	1'36.290	26.385	22.023	26.155	21.727	246.5	20	1'35.880	26.400	21.896	26.132	21.452	248.2
11	1'36.037	26.351	22.009	26.154	21.523	246.0	21	1'42.884 *	26.416	22.291*	30.452	23.725	196.7
12	1'36.499	26.482	22.112	26.298	21.607	244.8	22	1'36.031	26.439	21.929	26.074	21.589	248.8
13	1'36.701	26.588	22.084	26.378	21.651	245.4	8th 24 Marcos RAMIREZ OnlyFans American R SPA Runs=2 Total laps=20 Full laps=17 Valid laps=15						
14	1'35.769 P	28.730	22.689	26.942	17.408	245.4	1	1'52.163	34.620	24.048	27.362	22.400	242.1
15	1'46.902	35.197	23.042	26.754	21.909	242.1	2	1'38.709	27.369	22.613	26.796	21.931	244.8
16	1'36.263	26.321	22.153	26.118	21.671	245.4	3	1'37.577	27.026	22.335	26.501	21.715	246.5
17	1'35.809	26.451	21.935	26.004	21.419	245.4	4	1'37.098	26.654	22.228	26.363	21.853	247.1
18	1'36.161	26.397	22.028	26.141	21.595	245.4	5	1'37.361	26.810	22.337	26.570	21.644	243.7
19	1'36.158	26.373	22.094	26.112	21.579	247.1	6	1'37.129	26.725	22.198	26.487	21.719	245.4
20	1'36.034	26.334	22.059	26.144	21.497	247.1	7	1'55.285	32.609	25.195	34.643	22.838	210.1
6th 79 Ai OGURA MT Helmets - MSI JPN Runs=2 Total laps=20 Full laps=17 Valid laps=16						8	1'37.209	26.828	22.194	26.496	21.691	246.0	
1	2'52.549 *	38.941	23.674	27.492*	22.431	246.5	9	1'36.772	26.612	22.113	26.429	21.618	247.1
2	1'37.952 *	27.189	22.337	26.488	21.938*	247.7	10	1'36.821	26.613	22.208	26.276	21.724	247.1
3	1'36.756	26.689	22.012	26.287	21.768	250.0	11	1'39.528 *	28.486	22.190	27.011*	21.841	244.8
4	1'36.728	26.621	22.083	26.194	21.830	249.4	12	1'37.207	26.744	22.143	26.562	21.758	246.0
5	1'36.535	26.804	21.992	26.147	21.592	249.4	13	1'37.088 *	26.708	22.113	26.519*	21.748	246.0
6	1'36.410	26.575	22.006	26.162	21.667	249.4	14	1'41.004 P	27.15*	23.094	31.665	19.094	155.6
7	1'36.128	26.546	21.932	26.128	21.522	249.4	15	1'49.898	37.594	23.367	27.101	21.836	244.3
8	1'36.335	26.531	22.148	26.140	21.516	251.1	16	1'36.277	26.486	22.095	26.189	21.507	246.5
9	1'36.208	26.498	21.928	26.196	21.586	251.7	17	1'35.947	26.326	22.057	26.130	21.434	246.5
10	1'36.768	26.462	21.849	25.997	22.460	251.7	18	1'51.935	26.406	22.064	35.955	27.510	171.9
11	1'37.481	27.254	22.161	26.308	21.758	248.8	19	1'43.187	27.330	27.191	26.714	21.952	250.0
12	1'36.198	26.473	21.900	26.269	21.556	250.0	20	1'36.094	26.475	22.017	26.167	21.435	247.1
13	1'35.870	26.458	21.809	26.158	21.445	249.4	9th 71 Dennis FOGGIA Italtrans Racing Team ITA Runs=3 Total laps=17 Full laps=12 Valid laps=11						
14	1'45.019 P	29.627	24.775	29.698*	20.919	228.8	1	2'26.957	34.293	23.161	27.309	22.017	241.0
15	1'56.335 *	43.409	23.339	27.387*	22.200	246.0	2	1'38.232	27.428	22.175	26.526	22.103	249.4
16	1'37.242	26.917	22.319	26.313	21.693	247.1	3	1'37.092 *	26.96*	22.159	26.335	21.635	249.4
17	1'35.881	26.449	21.855	26.159	21.418	248.8	4	1'36.823	26.734	22.136	26.281	21.672	248.8
18	1'35.985	26.455	21.894	26.116	21.520	248.2	5	1'37.395	26.772	22.347	26.541	21.735	248.2
19	1'35.915	26.432	21.843	26.149	21.491	250.0	6	1'36.452	26.553	21.994	26.208	21.697	249.4
20	1'35.825	26.387	21.882	26.064	21.492	249.4	7	1'38.008	26.692	22.154	27.370	21.792	240.0
7th 18 Manuel GONZALEZ QJMOTOR Gresini Mo SPA Runs=2 Total laps=22 Full laps=19 Valid laps=16						8	1'33.288 P	26.598	22.116	26.315	18.259	249.4	
1	2'26.530	34.133	23.149	26.775	21.919	243.2	9	1'44.643	33.556	22.644	26.667	21.776	244.3
2	1'37.065	26.702	22.134	26.416	21.813	245.4	10	1'37.367	26.877	22.236	26.381	21.873	246.0
3	1'36.832 *	26.66*	22.096	26.329	21.745	246.0	11	1'36.892	26.628	22.146	26.343	21.775	246.5
4	1'36.743	26.671	22.049	26.370	21.653	246.0	12	1'38.806 P	29.056	22.701	30.163	16.886	198.5
5	1'36.297	26.531	22.031	26.213	21.522	246.0	13	1'49.137	36.224	23.309	27.433	22.171	245.4
6	1'36.512	26.570	21.954	26.350	21.638	246.0	14	1'37.867	26.813	22.425	26.467	22.162	248.8
7	1'36.365	26.451	22.009	26.307	21.598	247.7	15	1'36.353	26.752	21.942	26.126	21.533	249.4
8	1'36.621	26.561	22.097	26.398	21.565	246.5	16	1'36.192	26.430	22.043	26.155	21.564	249.4
9	1'36.578	26.564	22.046	26.207	21.761	247.7	17	1'35.970	26.395	21.973	26.078	21.524	249.4
10	1'36.536 *	26.510	21.958	26.340*	21.728	247.1	10th 96 Jake DIXON CFMOTO Inde Aspar GBR Runs=3 Total laps=16 Full laps=11 Valid laps=11						
11	1'36.420	26.562	22.019	26.235	21.604	246.5	1	2'44.998	36.712	23.556	27.414	21.800	242.6
12	1'36.570	26.593	22.092	26.294	21.591	246.5	2	1'37.207	26.804	22.356	26.370	21.677	244.8
13	1'36.037	26.417	21.879	26.188	21.553	247.1	3	1'46.353	26.624	26.697	28.495	24.537	238.9
14	1'36.267	26.501	21.893	26.273	21.600	247.1							
15	1'36.188	26.507	21.897	26.303	21.481	246.5							

Fastest Lap: Tony ARBOLINO Elf Marc VDS Racing ITA 1'35.386 26.220 21.845 25.919 21.402

These data/results cannot be reproduced, stored and/or transmitted in whole or in part by any manner of electronic, mechanical, photocopying, recording, broadcasting or otherwise now known or herein after developed without the previous express consent by the copyright owner, except for reproduction in daily press and regular printed publications on sale to the public within 60 days of the event related to those data/results and always provided that copyright symbol appears together as follows below.
© DORNA, 2024

Practice Nr. 1

Moto2

Lap	Lap Time	T1	T2	T3	T4	Speed	Lap	Lap Time	T1	T2	T3	T4	Speed
4	1'36.894	26.627	22.142	26.254	21.871	247.7							
5	1'36.729	26.685	21.996	26.199	21.849	247.1							
6	1'37.067 P	26.664	23.173	30.288	16.942	181.8							
7	1'46.100	34.259	22.849	27.007	21.985	243.7							
8	1'36.963	26.686	22.091	26.290	21.896	246.5							
9	1'36.970	26.739	22.134	26.336	21.761	246.5							
10	1'36.439	26.554	21.966	26.268	21.651	247.7							
11	1'36.387	26.533	21.974	26.260	21.620	247.7							
12	1'35.622 P	26.548	22.999	29.672	16.403	193.8							
13	1'47.017 *	35.497	22.604	26.653	22.263*	244.8							
14	1'36.349	26.497	22.021	26.261	21.570	247.7							
15	1'35.996	26.289	21.893	26.051	21.763	248.8							
16	1'36.058	26.428	21.857	26.210	21.563	249.4							
11th 13	Celestino VIETTI	Runs=2	Total laps=20	Red Bull KTM Ajo	ITA								
1	2'51.413	35.542	24.009	27.845	22.205	243.2							
2	1'38.188	27.146	22.449	26.715	21.878	246.5							
3	1'37.011	26.730	22.229	26.311	21.741	249.4							
4	1'36.732	26.602	22.166	26.205	21.759	248.8							
5	1'36.451	26.530	22.123	26.106	21.692	248.2							
6	1'36.462	26.550	22.161	26.202	21.549	247.7							
7	1'36.290	26.513	22.074	26.130	21.573	248.8							
8	1'36.216	26.452	22.033	26.066	21.665	250.0							
9	1'36.190	26.468	21.969	26.083	21.670	250.0							
10	1'36.166 *	26.505	21.964	26.077*	21.620	249.4							
11	1'30.894 P	26.461	21.922	26.114	16.397	248.8							
12	1'47.338	35.493	23.102	26.831	21.912	245.4							
13	1'36.541	26.596	22.177	26.122	21.646	248.2							
14	1'37.948	27.787	22.292	26.104	21.765	248.8							
15	1'36.199	26.480	22.042	26.052	21.625	249.4							
16	1'36.269	26.545	22.010	26.091	21.623	249.4							
17	1'35.999	26.505	21.944	26.003	21.547	249.4							
18	1'37.476	26.526	22.018	26.782	22.150	248.2							
19	1'38.671 *	26.936	23.529*	26.330	21.876	247.7							
20	1'36.167	26.445	22.040	26.019	21.663	249.4							
12th 12	Filip SALAC	Runs=2	Total laps=17	Elf Marc VDS Racing	CZE								
1	2'28.199	34.459	23.429	26.911	22.483	246.0							
2	1'36.864 *	26.612	22.267	26.322*	21.663	247.7							
3	1'37.010 *	26.70*	22.309	26.263	21.737	246.0							
4	1'36.728	26.452	22.243	26.364	21.669	247.1							
5	1'40.195	26.552	22.171	29.711	21.761	215.5							
6	1'36.956	26.638	22.267	26.270	21.781	246.0							
7	1'38.838 *	26.827	23.186	26.897*	21.928	245.4							
8	1'36.958	26.583	22.282	26.369	21.724	246.0							
9	1'39.928 *	26.598	22.240	27.148*	23.942	245.4							
10	1'34.167 P	26.678	22.213	26.509	18.767	246.0							
11	1'51.039	38.248	24.170	26.763	21.858	245.4							
12	1'36.553	26.502	22.243	26.235	21.573	246.5							
13	1'36.016	26.364	22.105	26.128	21.419	247.1							
14	1'36.024	26.287	22.088	26.145	21.504	246.0							
15	1'36.611	26.442	22.130	26.282	21.757	248.2							
16	1'49.603 *	29.139	23.319*	29.227	27.918	223.1							
17	1'36.147	26.368	22.111	26.137	21.531	246.5							
13th 75	Albert ARENAS	Runs=2	Total laps=19	QJMOTOR Gresini Mo SPA									
1	2'11.217	33.724	23.875	28.564	22.565	240.5							
2	1'38.469 *	27.228	22.649	26.783*	21.809	243.2							
3	1'37.891 *	27.13*	22.340	26.574	21.838	245.4							
4	1'37.506	26.913	22.376	26.433	21.784	244.3							
5	1'37.031	26.676	22.195	26.415	21.745	244.3							
6	1'40.646	26.846	24.970	26.976	21.854	243.2							
7	1'36.999	26.890	22.168	26.311	21.630	244.8							
8	1'36.922	26.782	22.134	26.325	21.681	247.1							
9	1'36.598	26.755	22.083	26.231	21.529	247.7							
10	1'43.311 *	26.755	22.226	27.131*	27.199	243.2							
11	1'36.492	26.677	22.058	26.147	21.610	247.1							
12	1'36.784 *	26.708	22.124	26.246	21.706*	248.2							
13	1'49.062 P	30.373	28.560	28.135*	21.994	240.5							
14	1'56.763	45.490	23.096	26.576	21.601	244.3							
15	1'36.018	26.377	22.004	26.173	21.464	247.1							
16	1'36.358	26.553	22.038	26.265	21.502	246.5							
17	1'36.070	26.392	21.913	26.075	21.690	247.1							
18	1'39.546 *	29.19*	22.217*	26.418	21.720	246.5							
19	1'36.034	26.296	21.990	26.165	21.583	246.5							
14th 3	Sergio GARCIA	Runs=2	Total laps=19	MT Helmets - MSI	SPA								
1	2'30.238	33.870	23.419	32.560	22.224	168.4							
2	1'44.694 *	27.285	22.493	28.477*	26.439	247.1							
3	1'37.673	27.158	22.228	26.349	21.938	248.8							
4	1'37.342 *	27.025	22.180	26.291*	21.846	248.2							
5	1'36.996	26.845	22.176	26.238	21.737	250.0							
6	1'40.949	29.809	22.835	26.605	21.700	248.2							
7	1'36.606	26.705	22.046	26.242	21.613	248.8							
8	1'36.401	26.646	21.997	26.152	21.606	248.8							
9	1'36.413 *	26.555	21.988	26.059*	21.811	249.4							
10	1'36.457	26.620	22.092	26.074	21.671	248.8							
11	1'40.362 P	26.718	22.100	27.199	24.345	248.2							
12	1'45.528	34.441	22.807	26.648	21.632	247.7							
13	1'36.378	26.602	22.071	25.901	21.804	248.2							
14	1'36.295	26.629	22.023	26.089	21.554	249.4							
15	1'36.132	26.518	22.117	26.038	21.459	248.2							
16	1'36.988	26.592	21.951	26.718	21.727	247.7							
17	1'36.451	26.698	22.134	26.110	21.509	248.2							
18	1'49.597 *	31.632	26.544*	29.303	22.118	234.7							
19	1'36.116	26.520	22.026	26.012	21.558	249.4							
15th 7	Barry BALTUS	Runs=2	Total laps=18	RW-Idrofoglia Racing	BEL								
1	1'50.722	32.605	22.974	26.994	21.973	243.7							
2	1'37.359	26.893	22.440	26.457	21.569	245.4							
3	1'37.373	27.054	22.318	26.496	21.505	245.4							
4	1'36.644	26.557	22.201	26.336	21.550	246.0							
5	1'37.164 *	26.553	22.180	26.873	21.558*	242.1							
6	1'39.539 *	26.607	24.385	26.800*	21.747	242.1							
7	1'37.568	26.789	22.418	26.623	21.738	242.6							
8	1'37.313	26.681	22.375	26.570	21.687	244.3							
9	1'37.474	26.833	22.318	26.637	21.686	243.7							

Fastest Lap: Tony ARBOLINO Elf Marc VDS Racing ITA **1'35.386** 26.220 21.845 25.919 21.402

These data/results cannot be reproduced, stored and/or transmitted in whole or in part by any manner of electronic, mechanical, photocopying, recording, broadcasting or otherwise now known or herein after developed without the previous express consent by the copyright owner, except for reproduction in daily press and regular printed publications on sale to the public within 60 days of the event related to those data/results and always provided that copyright symbol appears together as follows below.
© DORNA, 2024

Practice Nr. 1

Moto2

Lap	Lap Time	T1	T2	T3	T4	Speed	Lap	Lap Time	T1	T2	T3	T4	Speed
10	1'40.869 *	29.08*	22.761	27.338	21.688	224.5	7	1'38.501	26.764	22.159	27.031	22.547	246.5
11	1'32.416 P	26.691	22.320	26.496	16.909	245.4	8	1'37.136 P	28.41*	24.653	27.242	16.822	246.5
12	2'10.847	45.087	23.610	30.001	32.149	182.7	9	1'45.087	33.609	22.702	26.730	22.046	244.3
13	1'37.447	26.891	22.648	26.390	21.518	244.8	10	1'37.294	26.911	22.246	26.451	21.686	245.4
14	1'36.163	26.408	22.025	26.235	21.495	245.4	11	1'38.812	28.008	22.564	26.632	21.608	244.3
15	1'36.539	26.500	22.083	26.370	21.586	243.7	12	1'35.407 P	26.675	22.055	26.660*	20.017	244.8
16	1'37.003	26.592	22.122	26.408	21.881	243.7	13	1'47.954	34.481	22.824	27.167	23.482	243.2
17	1'42.947	27.796	25.064	27.752	22.335	234.7	14	1'36.580	26.519	22.095	26.397	21.569	245.4
18	1'36.291	26.539	21.964	26.212	21.576	246.0	15	1'36.809	26.601	22.090	26.538	21.580	246.0
16th 81 Senna AGIUS Liqui Moly Husqvarna AUS Runs=2 Total laps=19 Full laps=16 Valid laps=14							16	1'36.603	26.569	22.074	26.420	21.540	242.6
1	2'34.369 *	32.936	22.885	26.939	21.947*	246.0	17	1'41.697	28.328	24.493	26.751	22.125	244.8
2	1'37.776	26.825	22.169	26.901	21.881	247.1	18	1'36.503 *	26.529	22.169*	26.234	21.571	246.5
3	1'37.204 *	26.77*	22.349	26.364	21.715	247.1	19	1'36.414	26.516	22.083	26.216	21.599	246.0
4	1'36.722	26.616	22.175	26.343	21.588	247.1	19th 35 Somkiat CHANTRA IDEMITSU Honda Tea THA Runs=2 Total laps=20 Full laps=17 Valid laps=15						
5	1'36.707	26.568	22.091	26.402	21.646	246.5	1	2'03.995	34.463	23.112	26.878	21.895	246.5
6	1'37.165	26.473	22.214	26.309	22.169	247.1	2	1'37.727	26.868	22.484	26.471	21.904	247.7
7	1'37.060	26.432	22.034	26.523	22.071	246.5	3	1'38.468 *	26.97*	22.370	27.006	22.122	251.7
8	1'36.841	26.581	22.191	26.341	21.728	249.4	4	1'36.938	26.861	22.156	26.313	21.608	247.1
9	1'36.947	26.748	22.141	26.346	21.712	250.0	5	1'36.936	26.680	22.295	26.262	21.699	246.5
10	1'36.709	26.515	22.084	26.313	21.797	247.7	6	1'37.037	26.691	22.274	26.394	21.678	245.4
11	1'35.327 P	28.64*	22.789	27.202	16.691	243.7	7	1'37.147	26.747	22.223	26.321	21.856	246.0
12	1'45.107	33.566	22.736	26.684	22.121	245.4	8	1'37.052	26.675	22.287	26.333	21.757	247.1
13	1'36.304	26.285	22.135	26.135	21.749	246.5	9	1'36.728	26.718	22.113	26.218	21.679	247.7
14	1'36.164	26.364	21.965	26.241	21.594	247.7	10	1'36.651	26.667	22.098	26.203	21.683	247.1
15	1'37.991	27.554	22.260	26.398	21.779	247.7	11	1'36.938	26.715	22.155	26.329	21.739	247.7
16	1'36.335	26.555	22.021	26.194	21.565	247.7	12	1'37.180	26.907	22.129	26.414	21.730	246.5
17	1'36.519	26.504	22.075	26.268	21.672	246.0	13	1'36.780	26.619	22.094	26.386	21.681	246.0
18	1'39.590 *	26.597	22.884*	28.083	22.026	238.4	14	1'36.640	26.558	22.161	26.332	21.589	247.1
19	1'36.478	26.477	22.127	26.219	21.655	246.5	15	1'36.326 P	28.22*	23.211	27.755	17.133	244.8
17th 21 Alonso LOPEZ MB Conveyors Speed SPA Runs=3 Total laps=13 Full laps=8 Valid laps=7							16	1'53.783	35.437	25.507	30.735	22.104	142.1
1	1'45.770	32.987	22.808	26.969	21.857	244.8	17	1'36.682	26.554	22.460	26.084	21.584	247.1
2	1'37.530	26.852	22.166	26.574	21.938	246.5	18	1'40.186	26.605	24.977	26.804	21.800	248.2
3	16'52.156 P						19	1'36.882 *	26.598	22.425*	26.124	21.735	248.8
4	1'45.899	34.000	23.000	26.950	21.949	244.3	20	1'36.591	26.412	22.586	26.092	21.501	248.8
5	1'36.615	26.768	22.103	26.173	21.571	247.7	20th 15 Darryn BINDER Liqui Moly Husqvarna RSA Runs=2 Total laps=19 Full laps=16 Valid laps=11						
6	1'36.723	26.627	21.967	26.362	21.767	248.2	1	2'07.851	34.642	23.433	27.877	22.579	245.4
7	1'36.752	26.637	22.060	26.289	21.766	246.5	2	1'38.224	27.493	22.333	26.539	21.859	247.1
8	1'36.446	26.559	21.989	26.168	21.730	248.2	3	1'37.776 *	27.31*	22.359	26.360	21.745	248.8
9	1'38.468 P	29.023	23.358	28.231	17.856	236.8	4	1'37.215 *	26.810	22.167	26.320*	21.918	249.4
10	1'47.204	35.178	22.893	27.119	22.014	244.3	5	1'37.236	26.812	22.305	26.428	21.691	248.8
11	1'36.270	26.509	22.043	26.140	21.578	248.2	6	1'43.790 *	32.73*	22.479	26.653	21.928	246.0
12	1'37.630 *	26.523	22.592*	26.878	21.637	244.3	7	1'36.908	26.749	22.095	26.251	21.813	248.2
13	1'36.169	26.413	21.948	26.094	21.714	247.7	8	1'39.749	28.808	22.636	26.459	21.846	249.4
18th 84 Zonta VD GOORBE RW-Idrofoglia Racing NED Runs=3 Total laps=19 Full laps=14 Valid laps=11							9	1'37.137	26.806	22.064	26.364	21.903	248.2
1	1'59.394	33.415	23.069	27.341	22.521	246.0	10	1'37.655	26.999	22.141	26.478	22.037	248.8
2	1'38.528	27.181	22.554	26.888	21.905	244.8	11	1'38.174	26.958	22.184	26.838	22.194	248.2
3	1'39.782 *	28.23*	22.489	26.957	22.106	244.3	12	1'35.669 P	27.063	22.589	26.620	19.397	248.8
4	1'37.399	26.919	22.388	26.414	21.678	247.1	13	1'50.802	36.138	24.633	27.601	22.430	246.0
5	1'37.083	26.847	22.182	26.437	21.617	246.0	14	1'36.621	26.637	22.066	26.267	21.651	250.0
6	1'40.893 *	28.94*	22.825	26.661	22.464*	247.1	15	1'39.770 *	29.62*	22.092	26.384	21.674	248.2
							16	1'36.667	26.678	22.033	26.262	21.694	248.2
							17	1'44.678	26.749	23.025	28.462	26.442	236.8

Fastest Lap: Tony ARBOLINO Elf Marc VDS Racing ITA 1'35.386 26.220 21.845 25.919 21.402

These data/results cannot be reproduced, stored and/or transmitted in whole or in part by any manner of electronic, mechanical, photocopying, recording, broadcasting or otherwise now known or herein after developed without the previous express consent by the copyright owner, except for reproduction in daily press and regular printed publications on sale to the public within 60 days of the event related to those data/results and always provided that copyright symbol appears together as follows below.
© DORNA, 2024

Practice Nr. 1

Moto2

Lap	Lap Time	T1	T2	T3	T4	Speed	Lap	Lap Time	T1	T2	T3	T4	Speed	
18	1'37.334 *	26.780	22.168*	26.712	21.674	248.2	14	1'40.293	28.230	23.247	26.636	22.180	246.5	
19	1'36.928	26.617	22.050	26.270	21.991	248.2	15	1'37.018	26.747	22.233	26.250	21.788	247.7	
21st	22	Ayumu SASAKI Yamaha VR46 Master JPN						16	1'40.924	27.569	22.383	28.363	22.609	227.8
		Runs=3	Total laps=13	Full laps=8	Valid laps=5		17	1'37.367	26.672	22.152	26.250	22.293	246.5	
1	2'18.261	33.631	24.770	29.808	22.138	196.3	18	1'36.699 *	26.816	22.116*	26.152	21.615	250.0	
2	1'37.962	27.148	22.488	26.617	21.709	244.3	19	1'36.947	26.604	22.109	26.104	22.130	248.8	
3	1'44.396 *	28.97*	23.346	27.896	24.175	240.0	24th	34	Mario AJI IDEMITSU Honda Tea INA					
4	1'36.721	26.761	22.109	26.294	21.557	250.0			Runs=2	Total laps=18	Full laps=15	Valid laps=5		
5	1'37.172	26.633	22.232	26.456	21.851	249.4	1	2'02.717	34.637	23.498	27.986	22.305	241.6	
6	1'37.943	26.999	22.305	26.844	21.795	246.5	2	1'39.148	27.248	22.593	27.084	22.223	244.3	
7	1'38.080 P	29.98*	23.697	27.242	17.156	246.0	3	1'38.404 *	26.95*	22.480	26.974	21.995	247.7	
8	1'48.462	35.900	23.240	27.212	22.110	243.7	4	1'37.441	26.898	22.311	26.672	21.560	245.4	
9	1'38.000 *	26.986	22.385	26.748*	21.881*	244.8	5	1'36.905	26.577	22.197	26.490	21.641	244.3	
10	1'37.941	26.953	22.382	26.778	21.828	244.3	6	1'37.299 *	26.775	22.242	26.649	21.633*	244.3	
11	1'38.085 *	26.929	22.364	26.863*	21.929	245.4	7	1'39.900 *	26.631	22.263	28.011*	22.995	243.7	
12	1'36.809 P	26.871	22.345	26.820	20.773	244.8	8	1'38.281 *	26.769	22.725	26.923*	21.864*	243.7	
13	1'51.830	34.884	23.089	29.278	24.579	212.1	9	1'40.840 *	29.430	22.575	27.033*	21.802	244.8	
unfinished	28.372						10	1'46.208 P	27.014	22.688	36.564	19.942	180.9	
22nd	52	Jeremy ALCOBA Yamaha VR46 Master SPA						11	1'48.935 *	36.457	22.860	27.392	22.226*	241.6
		Runs=2	Total laps=18	Full laps=15	Valid laps=11		12	1'37.799	26.839	22.390	26.869	21.701	241.6	
1	2'04.734	34.545	23.503	29.097	22.721	209.7	13	1'37.792 *	26.749	22.316	26.961*	21.766	244.8	
2	1'39.093	27.402	22.726	27.021	21.944	245.4	14	1'37.692	26.718	22.348	26.963	21.663	244.8	
3	1'38.199 *	27.12*	22.556	26.592	21.931	247.7	15	1'37.376 *	26.631	22.214	26.775*	21.756*	243.7	
4	1'38.255	26.977	22.377	26.973	21.928	246.0	16	1'43.820 *	29.43*	22.575	29.608	22.199*	241.0	
5	1'37.842	26.838	22.360	26.854	21.790	247.1	17	1'38.561 *	27.124	22.488*	27.149	21.800	244.3	
6	1'38.162	26.968	22.389	26.730	22.075	244.8	18	1'38.659 *	27.114	22.406	27.353	21.786*	242.1	
7	1'37.578	26.773	22.481	26.449	21.875	246.5	25th	17	Daniel MUÑOZ Preicanos Racing Tea SPA					
8	1'37.286 *	26.663	22.336	26.469*	21.818	247.1			Runs=2	Total laps=19	Full laps=16	Valid laps=12		
9	1'37.224	26.788	22.281	26.336	21.819	246.5	1	1'48.474 *	34.942	23.587	27.239	22.507*	243.2	
10	1'37.555	26.820	22.349	26.456	21.930	246.0	2	1'39.123	27.471	22.663	26.789	22.200	243.2	
11	1'37.365 *	26.855	22.411	26.443	21.656*	246.0	3	1'39.269 *	27.921	22.613	26.571	22.164*	246.0	
12	1'37.634	26.768	22.329	26.717	21.820	246.0	4	1'38.789	27.184	22.734	26.649	22.222	246.0	
13	1'32.295 P	26.750	22.326	26.458	16.761	246.5	5	1'38.268	27.343	22.551	26.458	21.916	246.5	
14	1'49.228 *	37.320	23.019	27.091*	21.798	247.1	6	1'38.214 *	27.126	22.413	26.497	22.178*	246.5	
15	1'37.142	26.782	22.216	26.499	21.645	245.4	7	1'38.417	27.294	22.528	26.607	21.988	245.4	
16	1'36.832	26.610	22.136	26.420	21.666	245.4	8	1'38.499 *	26.971	22.890	26.600*	22.038	247.1	
17	1'36.765 *	26.590	22.084*	26.430	21.661	247.1	9	1'38.025 *	26.959	22.504	26.510*	22.052*	247.7	
18	1'37.051	26.591	22.217	26.447	21.796	246.0	10	1'40.004	28.376	22.804	26.680	22.144	246.0	
23rd	28	Izan GUEVARA CFMOTO Inde Aspar SPA						11	1'38.341	27.004	22.561	26.715	22.061	246.0
		Runs=2	Total laps=19	Full laps=16	Valid laps=14		12	1'38.774	27.307	22.865	26.648	21.954	247.1	
1	2'11.488	33.787	22.963	27.224	22.674	246.5	13	1'37.736	26.993	22.375	26.532	21.836	246.0	
2	1'39.110	27.109	22.178	27.889	21.934	244.8	14	1'33.567 P	26.947	22.406	27.717*	16.497	243.2	
3	1'37.161 *	26.84*	22.277	26.252	21.783	249.4	15	1'46.175 *	34.508	22.662	26.884*	22.121*	245.4	
4	1'38.358	26.892	22.337	27.026	22.103	247.1	16	1'37.125	26.804	22.309	26.278	21.734	246.5	
5	1'37.086	26.789	22.168	26.401	21.728	247.7	17	1'37.372	26.848	22.292	26.355	21.877	247.7	
6	1'37.663	26.892	22.277	26.515	21.979	247.1	18	1'39.197	26.921	23.729	26.533	22.014	248.8	
7	1'37.562	26.835	22.232	26.526	21.969	247.1	19	1'37.437	26.875	22.310	26.424	21.828	247.1	
8	1'37.308	26.782	22.210	26.347	21.969	247.7	26th	23	Matteo FERRARI QJMOTOR Gresini Mo ITA					
9	1'36.952	26.757	22.143	26.224	21.828	248.2			Runs=2	Total laps=17	Full laps=14	Valid laps=9		
10	1'36.801 P	28.67*	22.396	28.760	16.967	204.5	1	2'33.396 *	33.811	23.299	27.488	22.300*	241.0	
11	1'44.621	33.670	22.501	26.615	21.835	246.5	2	1'39.152	27.264	22.508	27.280	22.100	241.0	
12	1'36.884	26.735	22.154	26.261	21.734	247.1	3	1'38.219 *	27.10*	22.423	26.740*	21.952	244.8	
13	1'36.932	26.634	22.340	26.259	21.699	247.7	4	1'38.023	26.925	22.355	26.703	22.040	245.4	

Fastest Lap: Tony ARBOLINO Elf Marc VDS Racing ITA 1'35.386 26.220 21.845 25.919 21.402

These data/results cannot be reproduced, stored and/or transmitted in whole or in part by any manner of electronic, mechanical, photocopying, recording, broadcasting or otherwise now known or herein after developed without the previous express consent by the copyright owner, except for reproduction in daily press and regular printed publications on sale to the public within 60 days of the event related to those data/results and always provided that copyright symbol appears together as follows below.
© DORNA, 2024

Practice Nr. 1

Moto2

Lap	Lap Time	T1	T2	T3	T4	Speed	Lap	Lap Time	T1	T2	T3	T4	Speed
5	1'37.866	26.994	22.200	26.723	21.949	244.8	2	1'39.445	27.618	22.610	27.106	22.111	246.0
6	1'37.988 *	27.051	22.340	26.703*	21.894*	243.7	3	1'40.173	27.781	23.205	26.965	22.222	248.8
7	1'38.555 *	26.898	22.224	26.866	22.567*	244.8	4	1'39.338 *	27.104	22.807	27.239*	22.188*	244.8
8	1'40.457 *	29.41*	22.330	26.839	21.878	245.4	5	1'45.547	34.233	22.566	26.688	22.060	247.7
9	1'37.642 *	26.953	22.260	26.579*	21.850	246.5	6	1'38.773	27.088	22.440	26.954	22.291	245.4
10	1'37.557	26.838	22.182	26.597	21.940	246.0	7	1'39.486 *	27.327	22.467	27.455	22.237*	244.8
11	1'37.004 P	30.13*	22.507	27.364	17.002	242.1	8	1'39.045	27.034	22.435	27.291	22.285	246.5
12	1'48.851 *	37.480	22.806	26.632*	21.933	244.8	9	1'39.841 *	27.227	22.375	27.705*	22.534	247.1
13	1'37.462	26.872	22.245	26.461	21.884	245.4	10	1'35.913 P	28.787	22.792	27.273*	17.061	246.5
14	1'37.271	26.741	22.249	26.432	21.849	246.0	11	1'46.810	34.239	23.336	27.066	22.169	247.1
15	1'37.440	26.963	22.168	26.466	21.843	247.1	12	1'37.518	26.702	22.423	26.539	21.854	249.4
16	1'37.419	26.844	22.122	26.517	21.936	245.4	13	1'38.089 *	26.861	22.472	26.757*	21.999	248.2
17	1'37.197	26.705	22.230	26.452	21.810	246.0	14	1'41.238 *	27.031	22.392	26.617*	25.198	247.7
27th 5 Jaume MASIA Preicanos Racing Tea SPA Runs=2 Total laps=15 Full laps=12 Valid laps=9							15 1'37.582 26.878 22.163 26.442 22.099 248.8						
1	2'00.178 *	33.742	23.609	30.972	23.535*	229.7	16	1'45.138 *	33.34*	22.328	27.332*	22.135	246.5
2	1'38.490	27.470	22.284	26.845	21.891	245.4	17	1'37.115 *	26.715	22.107	26.471*	21.822	246.5
3	1'38.271 *	27.08*	22.333	26.853	22.004	245.4	18	1'43.033 *	29.36*	24.917*	26.676	22.074	248.2
4	1'37.892	26.948	22.233	26.737	21.974	246.0	19	1'45.998 *	28.156	22.412	28.343*	27.087	247.1
5	1'40.365	28.034	23.744	26.689	21.898	248.8	30th 43 Xavier ARTIGAS KLINT Forward Factor SPA Runs=3 Total laps=17 Full laps=12 Valid laps=9						
6	1'37.997	26.974	22.395	26.716	21.912	247.1	1	2'00.654	33.439	23.095	27.702	26.195	243.7
7	1'37.747	26.917	22.294	26.604	21.932	248.8	2	1'39.004	27.460	22.451	26.958	22.135	247.1
8	1'40.392	26.718	22.403	26.691	24.580	246.0	3	1'40.975 *	27.64*	22.567	28.102	22.662	228.3
9	1'37.425	26.835	22.327	26.458	21.805	248.8	4	1'38.734	27.527	22.333	26.904	21.970	247.7
10	1'40.040 P	28.348	24.625	27.924*	19.143	246.5	5	1'38.413	27.239	22.323	26.874	21.977	246.0
11	1'57.697	40.885	24.205	30.063	22.544	196.0	6	1'42.784 P	29.27*	27.083	28.767	17.657	246.0
12	1'37.508	26.755	22.299	26.627	21.827	246.5	7	1'48.065	35.827	22.974	27.186	22.078	242.6
13	1'37.505	26.753	22.205	26.799	21.748	247.1	8	1'38.403	27.141	22.357	26.881	22.024	244.3
14	1'36.993 *	26.611	22.145	26.515	21.722*	246.5	9	1'51.675 *	28.380	25.572	31.947*	25.776	159.7
15	1'42.073 *	26.644	22.313	26.665*	26.451	247.1	10	1'39.482	27.620	22.616	27.203	22.043	245.4
unfinished 27.128							11	1'38.517	27.211	22.436	26.933	21.937	245.4
28th 11 Alex ESCRIG KLINT Forward Factor SPA Runs=3 Total laps=17 Full laps=12 Valid laps=6							12	1'33.544 P	27.185	22.371	27.026	16.962	244.8
1	2'01.223	34.439	23.305				13	1'52.824	35.277	22.633	28.473	26.441	231.2
2	1'39.097 *	27.413	22.630	27.001*	22.053	243.7	14	1'38.221	27.210	22.288	26.800	21.923	245.4
3	1'42.107 *	27.28*	22.575	28.049	24.199	240.0	15	1'38.741	26.989	22.275	26.958	22.519	246.0
4	1'38.599 *	27.290	22.515	26.756*	22.038	245.4	16	1'39.797 *	27.353	23.389*	26.824	22.231*	248.2
5	1'44.496 *	27.67*	22.903	31.356	22.561*	173.0	17	1'37.998	27.037	22.231	26.853	21.877	246.5
6	1'38.450	27.295	22.478			243.7	31st 20 Xavi CARDELUS Fantic Racing AND Runs=2 Total laps=20 Full laps=17 Valid laps=6						
7	1'40.762 *	27.245	22.347	27.061*	24.109	244.8	1	2'00.042	33.193	23.628	28.476	26.765	241.0
8	1'39.513 P	29.858	23.028			235.8	2	1'39.570	27.427	22.616	27.047	22.480	246.5
9	1'50.653	38.018	22.819	27.705	22.111	238.4	3	1'40.950 *	28.61*	22.567	27.112*	22.660	248.2
10	1'37.757	27.016	22.284	26.546	21.911	244.8	4	1'41.923	27.168	22.408	27.893	24.454	247.1
11	1'44.358	26.895	22.229	33.347	21.887	147.5	5	1'38.907 *	27.166	22.369	27.250*	22.122	247.1
12	1'37.439	26.837	22.241	26.642	21.719	246.5	6	1'44.811 *	27.397	22.494	27.421*	27.499	244.3
13	1'36.929 P	27.921	23.648	27.749	17.611	238.9	7	1'39.409 *	27.419	22.503	27.340*	22.147	247.1
14	1'51.792	35.911	25.113			241.6	8	1'38.705 *	27.174	22.466	26.859*	22.206	248.2
15	1'41.707	28.024	22.684			240.5	9	1'40.651 *	27.681	23.054	27.696*	22.220	247.7
16	1'38.985 *	27.049	23.325*	26.797*	21.814	244.3	10	1'39.761 *	27.161	22.745	27.614*	22.241	246.0
17	1'37.917	27.064	22.291			244.8	11	1'39.010	27.185	22.473	27.112	22.240	245.4
29th 53 Deniz ÖNCÜ Red Bull KTM Ajo TUR Runs=2 Total laps=19 Full laps=16 Valid laps=7							12	1'43.950	29.964	22.957	28.810	22.219	241.0
1	2'39.648 *	35.220	23.264	28.390*	22.855	240.5	13	1'39.204	27.108	22.484	27.302	22.310	246.0
							14	1'38.647	27.229	22.330	27.039	22.049	246.0
							15	1'42.706 *	29.47*	24.025	27.056	22.146	246.0

Fastest Lap: Tony ARBOLINO Elf Marc VDS Racing ITA **1'35.386** 26.220 21.845 25.919 21.402

These data/results cannot be reproduced, stored and/or transmitted in whole or in part by any manner of electronic, mechanical, photocopying, recording, broadcasting or otherwise now known or herein after developed without the previous express consent by the copyright owner, except for reproduction in daily press and regular printed publications on sale to the public within 60 days of the event related to those data/results and always provided that copyright symbol appears together as follows below.
© DORNA, 2024

Practice Nr. 1

Moto2

Lap	Lap Time		T1	T2	T3	T4	Speed	Lap	Lap Time	T1	T2	T3	T4	Speed
16	1'36.439	P	27.69*	22.949	27.456*	18.343	246.0							
17	1'47.516	*	34.838	22.683	27.883*	22.112	247.1							
18	1'38.444	*	27.065	22.294	27.159*	21.926	246.5							
19	1'38.476	*	27.114	22.240	27.120*	22.002	247.7							
20	1'39.579	*	27.117	22.244	27.113*	23.105	247.1							

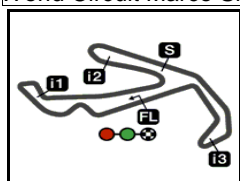
Fastest Lap: Tony ARBOLINO Elf Marc VDS Racing ITA **1'35.386** 26.220 21.845 25.919 21.402

These data/results cannot be reproduced, stored and/or transmitted in whole or in part by any manner of electronic, mechanical, photocopying, recording, broadcasting or otherwise now known or herein after developed without the previous express consent by the copyright owner, except for reproduction in daily press and regular printed publications on sale to the public within 60 days of the event related to those data/results and always provided that copyright symbol appears together as follows below.
© DORNA, 2024

Official MotoGP Timing by **TISSOT**
www.motogp.com

Misano Adriatico, Friday, September 20, 2024 Page 7 of 7





4226 m.

GRAN PREMIO PRAMAC DELL'EMILIA-ROMAGNA

Practice Nr. 1

Best Partial Times

Moto2™

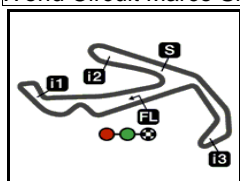
IT Ideal Lap Time, sum of the best partial times

BT Best Lap Time

T1		T2		T3		T4				IT	BT	
Pos	Rider	Time	Rider	Time	Rider	Time	Rider	Time	Pos	Rider	IT	BT
1A	CANET	26.149	A. OGURA	21.809	S. GARCIA	25.901	A. CANET	21.399	1	T. ARBOLINO	1'35.386	1'35.386 (1)
2T	ARBOLINO	26.220	T. ARBOLINO	21.845	T. ARBOLINO	25.919	D. MOREIRA	21.402	2	A. CANET	1'35.422	1'35.777 (2)
3D	MOREIRA	26.258	J. DIXON	21.857	A. CANET	25.993	T. ARBOLINO	21.402	3	A. OGURA	1'35.611	1'35.825 (6)
4S	AGIUS	26.285	M. GONZALEZ	21.879	A. OGURA	25.997	A. OGURA	21.418	4	J. ROBERTS	1'35.679	1'35.809 (5)
5F	SALAC	26.287	A. CANET	21.881	C. VIETTI	26.003	F. SALAC	21.419	5	D. MOREIRA	1'35.704	1'35.795 (3)
6J	DIXON	26.289	A. ARENAS	21.913	J. ROBERTS	26.004	J. ROBERTS	21.419	6	A. ARENAS	1'35.748	1'36.018 (13)
7A	ARENAS	26.296	D. MOREIRA	21.921	F. ALDEGUER	26.010	M. RAMIREZ	21.434	7	J. DIXON	1'35.760	1'35.996 (10)
8J	ROBERTS	26.321	C. VIETTI	21.922	J. DIXON	26.051	F. ALDEGUER	21.436	8	F. ALDEGUER	1'35.763	1'35.800 (4)
9M	RAMIREZ	26.326	J. ROBERTS	21.935	M. GONZALEZ	26.074	M. GONZALEZ	21.452	9	M. GONZALEZ	1'35.805	1'35.880 (7)
10F	ALDEGUER	26.360	D. FOGGIA	21.942	A. ARENAS	26.075	S. GARCIA	21.459	10	S. GARCIA	1'35.829	1'36.116 (14)
11A	OGURA	26.387	A. LOPEZ	21.948	D. FOGGIA	26.078	A. ARENAS	21.464	11	M. RAMIREZ	1'35.907	1'35.947 (8)
12D	FOGGIA	26.395	S. GARCIA	21.951	S. CHANTRA	26.084	B. BALTUS	21.495	12	C. VIETTI	1'35.917	1'35.999 (11)
13M	GONZALEZ	26.400	F. ALDEGUER	21.957	A. LOPEZ	26.094	S. CHANTRA	21.501	13	F. SALAC	1'35.922	1'36.016 (12)
14B	BALTUS	26.408	B. BALTUS	21.964	I. GUEVARA	26.104	D. FOGGIA	21.524	14	D. FOGGIA	1'35.939	1'35.970 (9)
15S	CHANTRA	26.412	S. AGIUS	21.965	D. MOREIRA	26.123	Z. VD GOORBER	21.540	15	S. AGIUS	1'35.950	1'36.164 (16)
16A	LOPEZ	26.413	M. RAMIREZ	22.017	F. SALAC	26.128	C. VIETTI	21.547	16	A. LOPEZ	1'36.026	1'36.169 (17)
17C	VIETTI	26.445	D. BINDER	22.033	M. RAMIREZ	26.130	A. SASAKI	21.557	17	B. BALTUS	1'36.079	1'36.163 (15)
18Z	VD GOORBER	26.516	Z. VD GOORBER	22.055	S. AGIUS	26.135	M. AJI	21.560	18	S. CHANTRA	1'36.091	1'36.591 (19)
19S	GARCIA	26.518	F. SALAC	22.088	B. BALTUS	26.212	J. DIXON	21.563	19	Z. VD GOORBE	1'36.327	1'36.414 (18)
20M	AJI	26.577	S. CHANTRA	22.094	Z. VD GOORBER	26.216	S. AGIUS	21.565	20	I. GUEVARA	1'36.432	1'36.884 (23)
21J	ALCOBA	26.590	D. ÖNCÜ	22.107	D. BINDER	26.251	A. LOPEZ	21.571	21	D. BINDER	1'36.552	1'36.621 (20)
22I	GUEVARA	26.604	A. SASAKI	22.109	D. MUÑOZ	26.278	I. GUEVARA	21.615	22	A. SASAKI	1'36.593	1'36.721 (21)
23J	MASIA	26.611	I. GUEVARA	22.109	A. SASAKI	26.294	J. ALCOBA	21.645	23	J. ALCOBA	1'36.707	1'36.832 (22)
24D	BINDER	26.617	M. FERRARI	22.122	J. ALCOBA	26.336	D. BINDER	21.651	24	M. AJI	1'36.824	1'36.905 (24)

These data/results cannot be reproduced, stored and/or transmitted in whole or in part by any manner of electronic, mechanical, photocopying, recording, broadcasting or otherwise now known or herein after developed without the previous express consent by the copyright owner, except for reproduction in daily press and regular printed publications on sale to the public within 60 days of the event related to those data/results and always provided that copyright symbol appears together as follows below.

© DORNA, 2024



4226 m.

GRAN PREMIO PRAMAC DELL'EMILIA-ROMAGNA

Practice Nr. 1

Best Partial Times

Moto2™

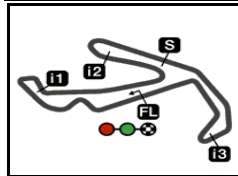
IT Ideal Lap Time, sum of the best partial times*BT* Best Lap Time

<i>T1</i>		<i>T2</i>		<i>T3</i>		<i>T4</i>				<i>IT</i>	<i>BT</i>	
<i>Pos</i>	<i>Rider</i>	<i>Time</i>	<i>Rider</i>	<i>Time</i>	<i>Rider</i>	<i>Time</i>	<i>Rider</i>	<i>Time</i>	<i>Pos</i>	<i>Rider</i>		
25	A.SASAKI	26.633	J.ALCOBA	22.136	M.FERRARI	26.432	A.ESCRIG	21.719	25	J.MASIA	1'36.962	1'37.425 (27)
26	D.ÖNCÜ	26.702	J.MASIA	22.145	D.ÖNCÜ	26.442	D.MUÑOZ	21.734	26	M.FERRARI	1'37.069	1'37.197 (26)
27	M.FERRARI	26.705	M.AJI	22.197	J.MASIA	26.458	J.MASIA	21.748	27	D.ÖNCÜ	1'37.073	1'37.518 (29)
28	D.MUÑOZ	26.804	A.ESCRIG	22.229	M.AJI	26.490	M.FERRARI	21.810	28	D.MUÑOZ	1'37.108	1'37.125 (25)
29	A.ESCRIG	26.837	X.ARTIGAS	22.231	A.ESCRIG	26.546	D.ÖNCÜ	21.822	29	A.ESCRIG	1'37.331	1'37.439 (28)
30	X.ARTIGAS	26.989	X.CARDELUS	22.240	X.ARTIGAS	26.800	X.ARTIGAS	21.877	30	X.ARTIGAS	1'37.897	1'37.998 (30)
31	X.CARDELUS	27.065	D.MUÑOZ	22.292	X.CARDELUS	27.039	X.CARDELUS	21.926	31	X.CARDELUS	1'38.270	1'38.647 (31)

These data/results cannot be reproduced, stored and/or transmitted in whole or in part by any manner of electronic, mechanical, photocopying, recording, broadcasting or otherwise now known or herein after developed without the previous express consent by the copyright owner, except for reproduction in daily press and regular printed publications on sale to the public within 60 days of the event related to those data/results and always provided that copyright symbol appears together as follows below.

© DORNA, 2024

Official MotoGP Timing by TISSOT
www.motogp.com




4226 m.

GRAN PREMIO PRAMAC DELL'EMILIA-ROMAGNA

Practice Nr. 1

Fastest Laps Sequence

<i>Practice Time</i>	 <i>Rider</i>	<i>Nation</i>	<i>Motorcycle</i>	<i>Time</i>	<i>Km/h</i>	<i>Rider's Lap</i>
3'23.300	21 Alonso LOPEZ	SPA	BOSCOSCURO	1'37.530	155.9	2
3'27.845	54 Fermin ALDEGUER	SPA	BOSCOSCURO	1'37.362	156.2	2
3'28.081	7 Barry BALTUS	BEL	KALEX	1'37.359	156.2	2
4'03.595	18 Manuel GONZALEZ	SPA	KALEX	1'37.065	156.7	2
4'21.050	14 Tony ARBOLINO	ITA	KALEX	1'36.475	157.6	2
5'57.058	14 Tony ARBOLINO	ITA	KALEX	1'36.008	158.4	3
7'33.016	14 Tony ARBOLINO	ITA	KALEX	1'35.958	158.5	4
22'11.918	79 Ai OGURA	JPN	BOSCOSCURO	1'35.870	158.6	13
33'53.955	14 Tony ARBOLINO	ITA	KALEX	1'35.568	159.1	13
35'29.341	14 Tony ARBOLINO	ITA	KALEX	1'35.386	159.4	14

These data/results cannot be reproduced, stored and/or transmitted in whole or in part by any manner of electronic, mechanical, photocopying, recording, broadcasting or otherwise now known or herein after developed without the previous express consent by the copyright owner, except for reproduction in daily press and regular printed publications on sale to the public within 60 days of the event related to those data/results and always provided that copyright symbol appears together as follows below.

© DORNA, 2024