


4226 m.

## GRAN PREMIO PRAMAC DELL'EMILIA-ROMAGNA

## Practice Nr. 2

## Classification

10

	Rider	Nation	Team	Motorcycle	Time	Lap	Total	Gap	Top Speed
1	44 Aron CANET	SPA	Fantic Racing	KALEX	<b>1'35.154</b>	10	12		<b>253.5</b>
2	12 Filip SALAC	CZE	Elf Marc VDS Racing Team	KALEX	<b>1'35.171</b>	9	11	0.017 0.017	<b>252.3</b>
3	14 Tony ARBOLINO	ITA	Elf Marc VDS Racing Team	KALEX	<b>1'35.447</b>	12	15	0.293 0.276	<b>252.3</b>
4	75 Albert ARENAS	SPA	QJMOTOR Gresini Moto2	KALEX	<b>1'35.484</b>	13	15	0.330 0.037	<b>252.9</b>
5	16 Joe ROBERTS	USA	OnlyFans American Racing Team	KALEX	<b>1'35.517</b>	13	14	0.363 0.033	<b>251.7</b>
6	18 Manuel GONZALEZ	SPA	QJMOTOR Gresini Moto2	KALEX	<b>1'35.520</b>	13	14	0.366 0.003	<b>251.7</b>
7	96 Jake DIXON	GBR	CFMOTO Inde Aspar Team	KALEX	<b>1'35.526</b>	13	13	0.372 0.006	<b>252.9</b>
8	35 Somkiat CHANTRA	THA	IDEMITSU Honda Team Asia	KALEX	<b>1'35.570</b>	13	14	0.416 0.044	<b>252.3</b>
9	13 Celestino VIETTI	ITA	Red Bull KTM Ajo	KALEX	<b>1'35.585</b>	11	13	0.431 0.015	<b>253.5</b>
10	79 Ai OGURA	JPN	MT Helmets - MSI	BOSCOSCURO	<b>1'35.609</b>	13	14	0.455 0.024	<b>253.5</b>
11	3 Sergio GARCIA	SPA	MT Helmets - MSI	BOSCOSCURO	<b>1'35.619</b>	11	15	0.465 0.010	<b>253.5</b>
12	24 Marcos RAMIREZ	SPA	OnlyFans American Racing Team	KALEX	<b>1'35.684</b>	13	16	0.530 0.065	<b>252.9</b>
13	7 Barry BALTUS	BEL	RW-Idrofoglia Racing GP	KALEX	<b>1'35.722</b>	10	14	0.568 0.038	<b>251.1</b>
14	54 Fermin ALDEGUER	SPA	MB Conveyors SpeedUp	BOSCOSCURO	<b>1'35.735</b>	13	15	0.581 0.013	<b>253.5</b>
15	71 Dennis FOGGIA	ITA	Italtrans Racing Team	KALEX	<b>1'35.821</b>	12	12	0.667 0.086	<b>253.5</b>
16	21 Alonso LOPEZ	SPA	MB Conveyors SpeedUp	BOSCOSCURO	<b>1'35.837</b>	11	13	0.683 0.016	<b>252.9</b>
17	28 Izan GUEVARA	SPA	CFMOTO Inde Aspar Team	KALEX	<b>1'36.054</b>	5	12	0.900 0.217	<b>253.5</b>
18	81 Senna AGIUS	AUS	Liqui Moly Husqvarna Intact GP	KALEX	<b>1'36.078</b>	12	13	0.924 0.024	<b>253.5</b>
19	84 Zonta VD GOORBERGH	NED	RW-Idrofoglia Racing GP	KALEX	<b>1'36.096</b>	13	14	0.942 0.018	<b>250.0</b>
20	52 Jeremy ALCOBA	SPA	Yamaha VR46 Master Camp Team	KALEX	<b>1'36.143</b>	13	13	0.989 0.047	<b>250.5</b>
21	34 Mario AJI	INA	IDEMITSU Honda Team Asia	KALEX	<b>1'36.301</b>	14	15	1.147 0.158	<b>250.5</b>
22	5 Jaume MASIA	SPA	Preicanos Racing Team	KALEX	<b>1'36.389</b>	12	13	1.235 0.088	<b>253.5</b>
23	22 Ayumu SASAKI	JPN	Yamaha VR46 Master Camp Team	KALEX	<b>1'36.405</b>	11	12	1.251 0.016	<b>254.7</b>
24	15 Darryn BINDER	RSA	Liqui Moly Husqvarna Intact GP	KALEX	<b>1'36.472</b>	9	10	1.318 0.067	<b>251.7</b>
25	53 Deniz ÖNCÜ	TUR	Red Bull KTM Ajo	KALEX	<b>1'36.565</b>	13	14	1.411 0.093	<b>253.5</b>
26	10 Diogo MOREIRA	BRA	Italtrans Racing Team	KALEX	<b>1'36.653</b>	6	8	1.499 0.088	<b>251.7</b>
27	23 Matteo FERRARI	ITA	QJMOTOR Gresini Moto2	KALEX	<b>1'36.863</b>	7	13	1.709 0.210	<b>252.3</b>
28	11 Alex ESCRIG	SPA	KLINT Forward Factory Team	FORWARD	<b>1'37.140</b>	9	9	1.986 0.277	<b>248.8</b>
29	17 Daniel MUÑOZ	SPA	Preicanos Racing Team	KALEX	<b>1'37.234</b>	13	13	2.080 0.094	<b>252.3</b>
30	20 Xavi CARDELUS	AND	Fantic Racing	KALEX	<b>1'38.045</b>	14	14	2.891 0.811	<b>252.9</b>
31	43 Xavier ARTIGAS	SPA	KLINT Forward Factory Team	FORWARD	<b>1'38.065</b>	9	13	2.911 0.020	<b>251.7</b>

Practice condition: Dry

Air: 19°

Humidity: 76%

Ground: 17°

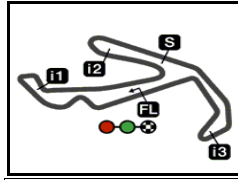
<b>Fastest Lap:</b>	Lap: 10	<b>Aron CANET</b>	<b>1'35.154</b>	159.8 Km/h
<b>Best Race Lap:</b>	2024	<b>Alonso LOPEZ</b>	<b>1'36.003</b>	158.4 Km/h
<b>All-Time Lap Record:</b>	2024	<b>Aron CANET</b>	<b>1'35.154</b>	159.8 Km/h

The results are provisional until the end of the limit for protest and appeals.

Time limit for protest expires 60' after publication of the results - ..... Time: .....

These data/results cannot be reproduced, stored and/or transmitted in whole or in part by any manner of electronic, mechanical, photocopying, recording, broadcasting or otherwise now known or herein after developed without the previous express consent by the copyright owner, except for reproduction in daily press and regular printed publications on sale to the public within 60 days of the event related to those data/results and always provided that copyright symbol appears together as follows below.

© DORNA, 2024




4226 m.

## GRAN PREMIO PRAMAC DELL'EMILIA-ROMAGNA

## Practice Nr. 2

## Combined Practice Times

11

	Rider	Nation	Team	MOTORCYCLE	P1	P2	Gap
1	44 A.CANET	SPA	Fantic Racing	KALEX	1'35.777	15 <b>1'35.154</b>	10
2	12 F.SALAC	CZE	Elf Marc VDS Racing Team	KALEX	1'36.016	13 <b>1'35.171</b>	9 0.017 0.017
3	14 T.ARBOLINO	ITA	Elf Marc VDS Racing Team	KALEX	<b>1'35.386</b>	14 1'35.447	12 0.232 0.215
4	75 A.ARENAS	SPA	QJMOTOR Gresini Moto2	KALEX	1'36.018	15 <b>1'35.484</b>	13 0.330 0.098
5	16 J.ROBERTS	USA	OnlyFans American Racing Team	KALEX	1'35.809	17 <b>1'35.517</b>	13 0.363 0.033
6	18 M.GONZALEZ	SPA	QJMOTOR Gresini Moto2	KALEX	1'35.880	20 <b>1'35.520</b>	13 0.366 0.003
7	96 J.DIXON	GBR	CFMOTO Inde Aspar Team	KALEX	1'35.996	15 <b>1'35.526</b>	13 0.372 0.006
8	35 S.CHANTRA	THA	IDEMITSU Honda Team Asia	KALEX	1'36.591	20 <b>1'35.570</b>	13 0.416 0.044
9	13 C.VIETTI	ITA	Red Bull KTM Ajo	KALEX	1'35.999	17 <b>1'35.585</b>	11 0.431 0.015
10	79 A.OGURA	JPN	MT Helmets - MSI	BOSCO SCURO	1'35.825	20 <b>1'35.609</b>	13 0.455 0.024
11	3 S.GARCIA	SPA	MT Helmets - MSI	BOSCO SCURO	1'36.116	19 <b>1'35.619</b>	11 0.465 0.010
12	24 M.RAMIREZ	SPA	OnlyFans American Racing Team	KALEX	1'35.947	17 <b>1'35.684</b>	13 0.530 0.065
13	7 B.BALTUS	BEL	RW-Idrofoglia Racing GP	KALEX	1'36.163	14 <b>1'35.722</b>	10 0.568 0.038
14	54 F.ALDEGUER	SPA	MB Conveyors SpeedUp	BOSCO SCURO	1'35.800	14 <b>1'35.735</b>	13 0.581 0.013
15	10 D.MOREIRA	BRA	Italtrans Racing Team	KALEX	<b>1'35.795</b>	19 1'36.653	6 0.641 0.060
16	71 D.FOGGIA	ITA	Italtrans Racing Team	KALEX	1'35.970	17 <b>1'35.821</b>	12 0.667 0.026
17	21 A.LOPEZ	SPA	MB Conveyors SpeedUp	BOSCO SCURO	1'36.169	13 <b>1'35.837</b>	11 0.683 0.016
18	28 I.GUEVARA	SPA	CFMOTO Inde Aspar Team	KALEX	1'36.884	12 <b>1'36.054</b>	5 0.900 0.217
19	81 S.AGIUS	AUS	Liqui Moly Husqvarna Intact GP	KALEX	1'36.164	14 <b>1'36.078</b>	12 0.924 0.024
20	84 Z.VD GOORBERG	NED	RW-Idrofoglia Racing GP	KALEX	1'36.414	19 <b>1'36.096</b>	13 0.942 0.018
21	52 J.ALCOBA	SPA	Yamaha VR46 Master Camp Team	KALEX	1'36.832	16 <b>1'36.143</b>	13 0.989 0.047
22	34 M.AJI	INA	IDEMITSU Honda Team Asia	KALEX	1'36.905	5 <b>1'36.301</b>	14 1.147 0.158
23	5 J.MASIA	SPA	Preicanos Racing Team	KALEX	1'37.425	9 <b>1'36.389</b>	12 1.235 0.088
24	22 A.SASAKI	JPN	Yamaha VR46 Master Camp Team	KALEX	1'36.721	4 <b>1'36.405</b>	11 1.251 0.016
25	15 D.BINDER	RSA	Liqui Moly Husqvarna Intact GP	KALEX	1'36.621	14 <b>1'36.472</b>	9 1.318 0.067
26	53 D.ÖNCÜ	TUR	Red Bull KTM Ajo	KALEX	1'37.518	12 <b>1'36.565</b>	13 1.411 0.093
27	23 M.FERRARI	ITA	QJMOTOR Gresini Moto2	KALEX	1'37.197	17 <b>1'36.863</b>	7 1.709 0.298
28	17 D.MUÑOZ	SPA	Preicanos Racing Team	KALEX	<b>1'37.125</b>	16 1'37.234	13 1.971 0.262
29	11 A.ESCRIG	SPA	KLINT Forward Factory Team	FORWARD	1'37.439	12 <b>1'37.140</b>	9 1.986 0.015
30	43 X.ARTIGAS	SPA	KLINT Forward Factory Team	FORWARD	<b>1'37.998</b>	17 1'38.065	9 2.844 0.858
31	20 X.CARDELUS	AND	Fantic Racing	KALEX	1'38.647	14 <b>1'38.045</b>	14 2.891 0.047

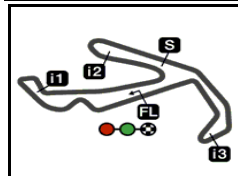
<b>Pole Position Record:</b>	2024	<b>Tony ARBOLINO</b>	<b>1'35.229</b>	159.7 Km/h
<b>Best Race Lap:</b>	2024	<b>Alonso LOPEZ</b>	<b>1'36.003</b>	158.4 Km/h
<b>All Time Lap Record:</b>	2024	<b>Aron CANET</b>	<b>1'35.154</b>	159.8 Km/h

The results are provisional until the end of the limit for protest and appeals.

Time limit for protest expires 60' after publication of the results - ..... Time: .....

These data/results cannot be reproduced, stored and/or transmitted in whole or in part by any manner of electronic, mechanical, photocopying, recording, broadcasting or otherwise now known or herein after developed without the previous express consent by the copyright owner, except for reproduction in daily press and regular printed publications on sale to the public within 60 days of the event related to those data/results and always provided that copyright symbol appears together as follows below.

© DORNA, 2024



4226 m.

## GRAN PREMIO PRAMAC DELL'EMILIA-ROMAGNA

## Practice Nr. 2

## Top Speed &amp; Average

12



Rider	Nation	Motorcycle	Top 5 speeds					Average	Top
22 Ayumu SASAKI	JPN	KALEX	254.7	252.9	251.7	251.1	249.4	251.5	254.7
3 Sergio GARCIA	SPA	BOSCOSCURO	253.5	252.9	252.9	252.9	252.9	253.0	253.5
5 Jaume MASIA	SPA	KALEX	253.5	253.5	253.5	252.9	252.3	253.1	253.5
13 Celestino VIETTI	ITA	KALEX	253.5	252.9	252.9	252.9	252.3	252.7	253.5
28 Izan GUEVARA	SPA	KALEX	253.5	253.5	252.9	252.9	252.9	253.1	253.5
44 Aron CANET	SPA	KALEX	253.5	251.1	251.1	251.1	251.1	251.6	253.5
53 Deniz ÖNCÜ	TUR	KALEX	253.5	252.3	252.3	252.3	251.7	252.2	253.5
54 Fermin ALDEGUER	SPA	BOSCOSCURO	253.5	252.3	251.1	250.5	250.0	251.1	253.5
71 Dennis FOGGIA	ITA	KALEX	253.5	252.9	252.9	252.9	252.3	252.8	253.5
79 Ai OGURA	JPN	BOSCOSCURO	253.5	252.9	252.9	252.3	252.3	252.6	253.5
81 Senna AGIUS	AUS	KALEX	253.5	252.3	252.3	252.3	251.7	252.3	253.5
20 Xavi CARDELUS	AND	KALEX	252.9	252.9	250.5	250.5	250.5	251.2	252.9
21 Alonso LOPEZ	SPA	BOSCOSCURO	252.9	252.3	252.3	252.3	251.7	252.3	252.9
24 Marcos RAMIREZ	SPA	KALEX	252.9	251.1	250.5	250.5	250.0	251.0	252.9
75 Albert ARENAS	SPA	KALEX	252.9	252.9	252.3	252.3	252.3	252.5	252.9
96 Jake DIXON	GBR	KALEX	252.9	252.3	251.7	251.7	251.7	252.0	252.9
12 Filip SALAC	CZE	KALEX	252.3	250.5	250.5	250.0	249.4	250.4	252.3
14 Tony ARBOLINO	ITA	KALEX	252.3	252.3	252.3	251.7	251.7	252.1	252.3
17 Daniel MUÑOZ	SPA	KALEX	252.3	252.3	252.3	251.7	251.7	252.1	252.3
23 Matteo FERRARI	ITA	KALEX	252.3	252.3	252.3	252.3	251.7	252.1	252.3
35 Somkiat CHANTRA	THA	KALEX	252.3	252.3	251.7	251.7	251.7	251.9	252.3
10 Diogo MOREIRA	BRA	KALEX	251.7	251.1	251.1	250.5	249.4	250.8	251.7
15 Darryn BINDER	RSA	KALEX	251.7	251.7	251.7	251.1	251.1	251.4	251.7
16 Joe ROBERTS	USA	KALEX	251.7	251.1	250.0	249.4	249.4	250.1	251.7
18 Manuel GONZALEZ	SPA	KALEX	251.7	251.1	251.1	250.0	250.0	250.8	251.7
43 Xavier ARTIGAS	SPA	FORWARD	251.7	250.5	250.5	250.0	249.4	250.4	251.7
7 Barry BALTUS	BEL	KALEX	251.1	250.5	250.5	250.5	248.8	249.9	251.1
34 Mario AJI	INA	KALEX	250.5	250.0	250.0	250.0	250.0	250.1	250.5
52 Jeremy ALCOBA	SPA	KALEX	250.5	250.5	250.0	250.0	250.0	250.2	250.5
84 Zonta VD GOORBERGH	NED	KALEX	250.0	249.4	249.4	249.4	248.8	249.3	250.0
11 Alex ESCRIG	SPA	FORWARD	248.8	248.2	247.7	247.7	247.1	247.9	248.8

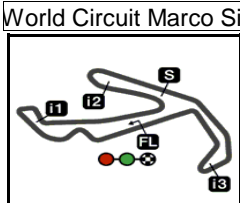
These data/results cannot be reproduced, stored and/or transmitted in whole or in part by any manner of electronic, mechanical, photocopying, recording, broadcasting or otherwise now known or herein after developed without the previous express consent by the copyright owner, except for reproduction in daily press and regular printed publications on sale to the public within 60 days of the event related to those data/results and always provided that copyright symbol appears together as follows below.

© DORNA, 2024

Official MotoGP Timing by TISSOT  
www.motogp.com



Misano Adriatico, Saturday, September 21, 2024



4226 m.

## GRAN PREMIO PRAMAC DELL'EMILIA-ROMAGNA

## Practice Nr. 2

## Chronological Analysis of Performances

13

\* Lap / Sector time cancelled

T1 Time from finish line to 1st intermediate

T3 Time from 2nd intermed. to 3rd intermed.

P Crossing the finish line in pit lane

T2 Time from 1st intermed. to 2nd intermed.

T4 Time from 3rd intermediate to finish line

Lap	Lap Time	T1	T2	T3	T4	Speed	Lap	Lap Time	T1	T2	T3	T4	Speed		
<b>1st</b>	<b>44</b>	<b>Aron CANET</b> Fantic Racing SPA					Runs=2 Total laps=12 Full laps=9 Valid laps=7	<b>4th</b>	<b>75</b>	<b>Albert ARENAS</b> QJMOTOR Gresini Mo SPA					Runs=2 Total laps=15 Full laps=12 Valid laps=9
1	2'38.763	32.785	23.016	26.681	21.897	247.7	1	2'14.033	33.919	23.372	27.236	23.147	251.1		
2	<b>1'36.501</b>	26.632	22.231	26.069	21.569	249.4	2	1'38.159 *	26.679	22.577	26.070*	22.833	252.9		
3	<b>1'35.963</b>	26.351	22.021	26.006	21.585	250.5	3	<b>1'41.582</b>	27.002	24.094	28.311	22.175	235.2		
4	<b>1'36.126</b>	26.533	22.045	26.037	21.511	251.1	4	<b>1'36.462</b>	26.600	22.099	26.119	21.644	252.9		
5	1'39.997 *	30.27*	22.140	25.992	21.588	251.1	5	1'37.378 *	27.13*	22.580	26.058	21.606	250.0		
6	<b>1'35.935</b>	26.432	22.105	25.974	21.424	250.0	6	<b>1'36.625</b>	26.725	22.043	26.192	21.665	252.3		
7	1'37.801 P	29.239	22.510	27.073	18.979	250.5	7	<b>1'36.055</b>	26.568	22.016	25.892	21.579	251.1		
8	1'43.859	33.755	22.457	26.138	21.509	248.8	8	<b>1'36.190</b>	26.488	22.024	25.964	21.714	251.1		
9	<b>1'35.370</b>	26.402	21.889	25.767	21.312	251.1	9	1'37.535 P	27.398	23.708	27.726*	18.703	239.4		
10	1'35.154	26.193	21.866	25.656	21.439	253.5	10	1'54.717	36.968	24.143	31.447	22.159	229.2		
11	1'40.552 *	31.08*	22.275	25.794	21.397	251.1	11	<b>1'35.711</b>	26.484	22.001	25.858	21.368	251.1		
12	<b>1'39.680</b>	26.772	23.423	27.500	21.985	248.8	12	1'39.396 *	26.357	22.050	25.921*	25.068	252.3		
<b>2nd</b>	<b>12</b>	<b>Filip SALAC</b> Elf Marc VDS Racing CZE					Runs=2 Total laps=11 Full laps=8 Valid laps=7	13	1'35.484	26.226	22.093	25.759	21.406	252.3	
1	1'48.449	33.764	23.151	26.978	22.842	247.7	14	<b>1'35.540</b>	26.228	22.005	25.884	21.423	251.1		
2	<b>1'46.482</b>	26.750	22.300	28.686	28.746	226.4	15	<b>1'35.520</b>	26.240	21.931	25.865	21.484	252.3		
3	1'40.531 *	26.994	22.159	26.320*	25.058	250.0	<b>5th</b>	<b>16</b>	<b>Joe ROBERTS</b> OnlyFans American R USA					Runs=2 Total laps=14 Full laps=11 Valid laps=9	
4	<b>1'36.373</b>	26.546	22.139	26.096	21.592	250.5	1	2'22.305	35.380	24.658	27.270	22.136	246.5		
5	<b>1'39.380</b>	26.538	22.296	27.827	22.719	241.6	2	<b>1'39.755</b>	27.061	23.862	26.419	22.413	248.2		
6	1'56.400 P	32.125	29.352	27.299	27.624	249.4	3	<b>1'36.117</b>	26.464	22.133	25.995	21.525	249.4		
7	1'49.537	33.818	22.896	27.779	25.044	231.2	4	<b>1'36.032</b>	26.495	22.016	25.940	21.581	249.4		
8	<b>1'35.698</b>	26.291	22.039	25.890	21.478	250.5	5	1'36.525 *	26.55*	22.241	26.132	21.602	249.4		
9	1'35.171	26.107	21.841	25.841	21.382	252.3	6	1'36.617 *	26.550	22.285	26.264*	21.518	251.1		
10	<b>1'36.478</b>	26.408	22.077	26.206	21.787	249.4	7	<b>1'36.234</b>	26.516	22.064	26.124	21.530	251.7		
11	<b>1'37.524</b>	26.363	22.011	27.313	21.837	216.0	8	<b>1'35.745</b>	26.433	21.988	25.934	21.390	249.4		
<b>3rd</b>	<b>14</b>	<b>Tony ARBOLINO</b> Elf Marc VDS Racing ITA					Runs=2 Total laps=15 Full laps=12 Valid laps=8	9	1'31.416 P	26.711	22.190	26.399	16.116	247.7	
1	1'44.363	32.441	22.901	26.382	21.770	247.7	10	1'48.992 *	36.887	23.240	26.737	22.128*	246.5		
2	1'38.896 *	26.551	23.088	27.299*	21.958	247.7	11	<b>1'41.484</b>	26.688	24.109	27.449	23.238	246.5		
3	<b>1'36.125</b>	26.528	22.101	25.887	21.609	252.3	12	<b>1'35.776</b>	26.366	22.021	26.055	21.334	247.1		
4	<b>1'40.719</b>	26.423	26.120	26.446	21.730	250.0	13	1'35.517	26.200	22.011	25.819	21.487	248.8		
5	<b>1'35.942</b>	26.608	22.024	25.763	21.547	251.7	14	<b>1'35.610</b>	26.317	21.933	25.936	21.424	250.0		
6	<b>1'35.678</b>	26.386	21.905	25.852	21.535	251.7	<b>6th</b>	<b>18</b>	<b>Manuel GONZALEZ</b> QJMOTOR Gresini Mo SPA					Runs=3 Total laps=14 Full laps=9 Valid laps=7	
7	<b>1'36.047</b>	26.519	21.955	25.925	21.648	250.5	1	2'16.619	33.579	22.742	26.829	24.725	248.8		
8	1'39.043 *	26.551	22.043	27.858*	22.591	250.5	2	<b>1'37.247</b>	26.907	22.317	26.205	21.818	250.0		
9	<b>1'36.340</b>	26.595	22.054	25.996	21.695	251.1	3	<b>1'36.630</b>	26.560	22.188	26.098	21.784	251.7		
10	1'34.492 P	28.00*	22.639	27.503	16.350	239.4	4	1'36.555 *	26.713	22.060	26.050	21.732*	251.1		
11	1'46.534 *	31.638	23.778	28.840	22.278*	238.4	5	1'37.737 P	27.52*	22.884	30.977	16.352	144.5		
12	1'35.447	26.334	21.889	25.738	21.486	251.1	6	1'45.611	33.652	22.874	26.858	22.227	247.7		
13	1'35.217 *	26.123	21.855	25.662	21.577*	252.3	7	<b>1'35.999</b>	26.380	22.015	26.038	21.566	248.2		
14	<b>1'37.813</b>	26.607	22.719	26.732	21.755	250.5	8	<b>1'35.934</b>	26.297	22.009	26.032	21.596	250.0		
15	1'35.644 *	26.383	21.895	25.736	21.630*	252.3									

**Fastest Lap:** Aron CANET Fantic Racing SPA **1'35.154** 26.193 21.866 25.656 21.439

These data/results cannot be reproduced, stored and/or transmitted in whole or in part by any manner of electronic, mechanical, photocopying, recording, broadcasting or otherwise now known or herein after developed without the previous express consent by the copyright owner, except for reproduction in daily press and regular printed publications on sale to the public within 60 days of the event related to those data/results and always provided that copyright symbol appears together as follows below.  
© DORNA, 2024

## Practice Nr. 2

## Moto2

Lap	Lap Time	T1	T2	T3	T4	Speed	Lap	Lap Time	T1	T2	T3	T4	Speed	
9	<b>1'35.914</b>	26.290	22.052	26.007	21.565	249.4	<b>10th</b> <b>79</b> <b>Ai OGURA</b> Runs=2 Total laps=14 Full laps=11 Valid laps=10	1	2'55.373	36.644	23.505	27.112	22.553	250.5
10	1'33.990 P	28.73*	22.376	26.718	16.159	248.8		2	1'37.853 *	27.099	22.614	26.145*	21.995	251.7
11	1'44.423	33.022	22.729	26.784	21.888	248.8		3	<b>1'36.337</b>	26.574	22.044	26.028	21.691	251.7
12	1'35.711 *	<u>26.198</u>	22.009	25.911	21.593*	249.4		4	<b>1'36.447</b>	26.672	21.940	25.960	21.875	252.3
13	<b>1'35.520</b>	26.243	<u>21.878</u>	<u>25.875</u>	<u>21.524</u>	251.1		5	<b>1'35.886</b>	26.484	21.926	25.908	21.568	252.3
14	<b>1'35.913</b>	26.316	21.982	25.964	21.651	249.4		6	<b>1'35.844</b>	26.475	21.875	25.965	21.529	251.7
<b>7th</b> <b>96</b> <b>Jake DIXON</b> Runs=2 Total laps=13 Full laps=10 Valid laps=7								7	<b>1'35.733</b>	26.433	21.831	25.940	21.529	252.9
1	2'40.762	33.010	22.699	26.588	21.942	248.8		8	<b>1'35.740</b>	26.429	<u>21.805</u>	25.966	21.540	<u>253.5</u>
2	<b>1'53.839</b>	26.728	27.154	33.661	26.296	177.0		9	1'33.492 P	26.423	22.375	26.036	18.658	251.7
3	1'37.452 *	26.815	22.165	26.130	22.342*	251.7		10	1'56.809	44.373	23.486	26.829	22.121	250.0
4	1'36.347 *	26.456	22.024	26.112	21.755*	251.7		11	<b>1'36.684</b>	26.784	22.196	26.050	21.654	251.1
5	<b>1'36.180</b>	26.531	21.964	26.051	21.634	250.5		12	<b>1'35.996</b>	26.444	22.026	25.982	21.544	252.3
6	<b>1'36.383</b>	26.420	22.263	26.014	21.686	250.5		13	<u>1'35.609</u>	<u>26.299</u>	21.941	25.869	<u>21.500</u>	252.3
7	<b>1'36.105</b>	26.329	22.111	26.043	21.622	251.7		14	<b>1'36.501</b>	26.458	21.848	<u>25.830</u>	22.365	252.9
8	1'32.365 P	26.404	22.912	26.599	16.450	250.0	<b>11th</b> <b>3</b> <b>Sergio GARCIA</b> Runs=2 Total laps=15 Full laps=12 Valid laps=9	1	2'30.563	33.255	22.694	28.137	22.171	246.5
9	1'55.605	38.400	28.093	26.553	22.559	251.1	2	1'45.914 *	26.748	22.321	27.222*	29.623	252.9	
10	<b>1'36.443</b>	26.612	22.090	26.116	21.625	251.7	3	<b>1'36.245</b>	26.495	22.119	26.025	21.606	252.9	
11	1'41.467 *	26.565	22.178	27.213*	25.511	242.1	4	<b>1'36.086</b>	26.594	<u>21.936</u>	25.969	21.587	252.9	
12	<b>1'35.770</b>	26.417	21.988	<u>25.911</u>	21.454	252.3	5	<b>1'36.331</b>	26.432	22.211	26.046	21.642	252.3	
13	<u>1'35.526</u>	<u>26.286</u>	<u>21.844</u>	25.986	<u>21.410</u>	<u>252.9</u>	6	<b>1'39.659</b>	26.554	25.017	26.390	21.698	251.7	
<b>8th</b> <b>35</b> <b>Somkiat CHANTRA</b> Runs=2 Total laps=14 Full laps=11 Valid laps=8							7	<b>1'35.953</b>	26.504	21.999	25.950	21.500	251.7	
1	2'29.525	37.232	24.786	27.633	22.378	247.7	8	1'39.003 P	29.930	24.465	28.019	16.589	246.5	
2	1'39.392 *	27.054	22.642	26.802*	22.894	250.5	9	1'44.829	34.299	22.597	26.166	21.767	250.0	
3	<b>1'36.819</b>	26.676	22.333	26.141	21.669	251.7	10	1'35.766 *	26.364	22.004	25.804*	21.594	250.0	
4	<b>1'37.030</b>	26.698	22.260	26.232	21.840	250.5	11	<u>1'35.619</u>	<u>26.256</u>	21.968	25.838	21.557	251.1	
5	<b>1'37.313</b>	26.913	22.320	26.206	21.874	249.4	12	<b>1'35.656</b>	26.276	22.050	<u>25.835</u>	21.495	251.1	
6	1'36.522 *	26.535	22.155	26.019	21.813*	249.4	13	1'45.508 *	35.56*	22.505	25.967	21.467*	251.7	
7	<b>1'36.476</b>	26.676	22.112	26.060	21.628	251.7	14	<b>1'35.687</b>	26.390	22.022	25.872	<u>21.403</u>	252.9	
8	1'35.758 P	28.60*	22.949	27.542	16.665	247.1	15	<b>1'35.645</b>	26.288	21.941	25.925	21.491	<u>253.5</u>	
9	1'50.622	36.075	23.367	29.181	21.999	198.1	<b>12th</b> <b>24</b> <b>Marcos RAMIREZ</b> Runs=2 Total laps=16 Full laps=13 Valid laps=9	1	1'53.886	36.280	25.317	28.413	22.880	244.8
10	<b>1'36.135</b>	26.616	22.168	<u>25.835</u>	21.516	249.4	2	<b>1'40.022</b>	27.508	23.153	27.500	21.861	249.4	
11	<b>1'35.817</b>	<u>26.208</u>	22.026	25.847	21.736	249.4	3	<b>1'36.770</b>	26.685	22.301	26.111	21.673	250.5	
12	1'43.986 *	33.84*	22.499	25.971	21.674	<u>252.3</u>	4	<b>1'36.657</b>	26.602	22.167	26.167	21.721	248.8	
13	<u>1'35.570</u>	26.298	<u>21.993</u>	25.835	<u>21.444</u>	252.3	5	1'45.072 *	26.679	22.098	28.469*	27.826	248.8	
14	<b>1'35.918</b>	26.455	22.059	25.861	21.543	251.7	6	<b>1'36.553</b>	26.660	22.241	26.093	21.559	250.0	
<b>9th</b> <b>13</b> <b>Celestino VIETTI</b> Runs=2 Total laps=13 Full laps=10 Valid laps=6							7	<b>1'36.524</b>	26.555	22.074	26.116	21.779	249.4	
1	2'12.699	35.101	23.649	27.417	22.360	248.2	8	1'44.078 *	31.00*	23.190	27.175	22.710	249.4	
2	1'38.120 *	26.804	22.306	26.081*	22.929	252.3	9	<b>1'37.220</b>	26.937	22.186	26.372	21.725	248.2	
3	<b>1'42.607</b>	31.037	22.658	26.883	22.029	251.7	10	1'38.314 P	28.06*	23.295	27.920	19.033	241.6	
4	1'36.703 *	26.760	22.069	26.169*	21.705	252.9	11	1'47.603	34.142	22.937	26.888	23.636	246.0	
5	1'36.868 *	26.84*	22.240	26.059	21.725	<u>253.5</u>	12	1'36.279 *	26.598	22.021	26.180*	21.480	248.8	
6	1'43.060 *	26.743	22.144	31.481*	22.692	252.3	13	<u>1'35.684</u>	<u>26.340</u>	<u>21.897</u>	26.067	<u>21.380</u>	<u>252.9</u>	
7	<b>1'36.829</b>	26.883	22.163	26.114	21.669	252.3	14	1'43.079 *	29.46*	23.995	27.308	22.309	242.6	
8	1'30.183 P	26.707	22.130	26.040	15.306	252.9	15	<b>1'37.428</b>	26.462	22.425	26.189	22.352	250.5	
9	1'52.601	35.616	28.053	27.060	21.872	250.0	16	<b>1'35.968</b>	26.519	21.970	<u>26.034</u>	21.445	251.1	
10	<b>1'35.813</b>	26.482	22.062	<u>25.808</u>	21.461	252.9								
11	<u>1'35.585</u>	26.356	21.964	25.822	<u>21.443</u>	252.3								
12	<b>1'35.702</b>	26.312	22.006	25.833	21.551	251.1								
13	<b>1'35.725</b>	<u>26.242</u>	<u>21.960</u>	25.833	21.690	251.7								

**Fastest Lap:** Aron CANET Fantic Racing SPA **1'35.154** 26.193 21.866 25.656 21.439

These data/results cannot be reproduced, stored and/or transmitted in whole or in part by any manner of electronic, mechanical, photocopying, recording, broadcasting or otherwise now known or herein after developed without the previous express consent by the copyright owner, except for reproduction in daily press and regular printed publications on sale to the public within 60 days of the event related to those data/results and always provided that copyright symbol appears together as follows below.  
© DORNA, 2024

## Practice Nr. 2

## Moto2

Lap	Lap Time	T1	T2	T3	T4	Speed	Lap	Lap Time	T1	T2	T3	T4	Speed	
<b>13th</b>	<b>7</b>	<b>Barry BALTUS</b>					RW-Idrofoglia Racing BEL	5	1'34.337 P	26.644	22.058	27.132	18.503	251.1
		Runs=2	Total laps=14	Full laps=11	Valid laps=7		6	1'43.829	33.110	22.575	26.405	21.739	247.7	
1	2'41.006	1'28.622	22.753	26.326	21.744	247.7	7	<b>1'36.888</b>	26.713	22.305	26.196	21.674	250.0	
2	<b>1'53.841</b>	26.699	25.546	30.794	30.802	191.4	8	1'32.272 P	26.611	22.312	26.745	16.604	250.0	
3	<b>1'36.631</b>	26.686	22.173	26.112	21.660	250.5	9	1'42.577	32.502	22.512	26.026	21.537	250.0	
4	1'36.707 *	26.661	22.132	26.121	21.793*	248.8	10	1'36.194 *	26.468	22.297	25.882*	21.547	252.3	
5	<b>1'36.529</b>	26.556	22.315	26.040	21.618	251.1	11	<b>1'35.837</b>	26.400	21.908	25.977	21.552	252.3	
6	<b>1'36.379</b>	26.557	22.237	26.015	21.570	250.5	12	<b>1'36.077</b>	26.160	22.374	26.000	21.543	252.9	
7	<b>1'36.124</b>	26.471	22.016	26.088	21.549	250.5	13	1'35.945 *	26.227	22.081	26.113*	21.524*	252.3	
8	1'32.805 P	26.410	22.099	26.262	18.034	247.1								
9	2'04.422	44.154	24.046	32.873	23.349	156.7								
10	<b>1'35.722</b>	26.330	21.990	25.947	21.455	248.2								
11	<b>1'38.306</b>	26.279	22.047	26.051	23.929	248.8								
12	1'40.467 *	30.84*	22.118	26.061	21.440*	248.8								
13	1'36.437 *	26.456	22.106	26.276	21.599*	248.2								
14	1'37.411 *	26.567	22.157	26.370*	22.317	247.7								
<b>14th</b>	<b>54</b>	<b>Fermin ALDEGUER</b>					MB Conveyors Speed SPA							
		Runs=2	Total laps=15	Full laps=12	Valid laps=11									
1	1'55.249	34.145	23.211	27.582	22.250	249.4								
2	<b>1'37.149</b>	26.693	22.287	26.369	21.800	250.0								
3	<b>1'42.509</b>	26.716	22.166	31.652	21.975	130.9								
4	<b>1'36.579</b>	26.746	22.054	26.110	21.669	250.5								
5	<b>1'39.231</b>	26.702	22.208	27.807	22.514	244.3								
6	<b>1'36.635</b>	26.643	22.079	26.217	21.696	249.4								
7	1'32.627 P	26.620	22.111	26.285*	17.611	250.0								
8	1'45.850	34.346	22.924	26.474	22.106	246.0								
9	<b>1'36.252</b>	26.538	22.183	26.011	21.520	249.4								
10	<b>1'36.129</b>	26.474	22.085	26.021	21.549	250.0								
11	1'36.848 *	26.455	22.070	26.543	21.780*	248.8								
12	<b>1'35.957</b>	26.496	21.892	25.971	21.598	253.5								
13	<b>1'35.735</b>	26.417	21.847	26.052	21.419	252.3								
14	<b>1'44.424</b>	26.628	26.521	28.032	23.243	246.5								
15	<b>1'36.047</b>	26.449	22.024	26.051	21.523	251.1								
<b>15th</b>	<b>71</b>	<b>Dennis FOGGIA</b>					Italtrans Racing Team ITA							
		Runs=2	Total laps=12	Full laps=9	Valid laps=9									
1	2'07.197	33.665	23.179	27.681	22.929	251.1								
2	<b>1'38.023</b>	26.997	22.671	26.430	21.925	251.1								
3	<b>1'37.761</b>	26.861	22.685	26.247	21.968	252.3								
4	<b>1'37.384</b>	26.896	22.333	26.361	21.794	252.3								
5	<b>1'39.168</b>	27.079	23.144	26.937	22.008	248.2								
6	<b>1'37.316</b>	26.672	22.400	26.348	21.896	251.7								
7	1'38.109 P	30.04*	22.736	27.618	17.708	246.5								
8	1'45.604 *	33.362	23.280	26.783*	22.179	251.1								
9	<b>1'41.753</b>	26.625	22.812	27.119	25.197	253.5								
10	<b>1'35.891</b>	26.275	22.092	26.038	21.486	252.9								
11	<b>1'35.911</b>	26.295	22.060	25.919	21.637	252.9								
12	<b>1'35.821</b>	26.297	21.987	26.008	21.529	252.9								
<b>16th</b>	<b>21</b>	<b>Alonso LOPEZ</b>					MB Conveyors Speed SPA							
		Runs=3	Total laps=13	Full laps=8	Valid laps=5									
1	1'45.312	32.724	22.634	26.365	21.651	247.1								
2	1'36.459 *	26.661	22.216	26.018*	21.564	251.7								
3	<b>1'36.651</b>	26.732	22.180	26.071	21.668	251.1								
4	<b>1'36.435</b>	26.612	22.127	26.008	21.688	251.1								
<b>17th</b>	<b>28</b>	<b>Izan GUEVARA</b>					CFMOTO Inde Aspar SPA							
		Runs=2	Total laps=12	Full laps=9	Valid laps=7									
1	2'55.494	36.509	23.459	27.137	22.508	251.7								
2	1'37.863 *	27.068	22.718	26.144*	21.933	252.3								
3	<b>1'36.485</b>	26.578	22.158	26.031	21.718	253.5								
4	<b>1'36.297</b>	26.657	22.036	25.938	21.666	252.3								
5	<b>1'36.054</b>	26.542	22.022	25.867	21.623	252.9								
6	<b>1'40.862</b>	29.667	22.701	26.503	21.991	251.1								
7	1'34.687 P	28.34*	22.452	26.591*	17.304	251.1								
8	1'56.965	38.037	29.290	27.249	22.389	252.9								
9	<b>1'37.554</b>	26.800	22.432	26.474	21.848	250.5								
10	1'40.959 *	30.42*	22.205	26.139	22.192	252.9								
11	<b>1'36.122</b>	26.573	22.029	25.950	21.570	253.5								
12	<b>1'43.845</b>	30.886	22.439	28.083	22.437	246.0								
<b>18th</b>	<b>81</b>	<b>Senna AGIUS</b>					Liqui Moly Husqvarna AUS							
		Runs=2	Total laps=13	Full laps=10	Valid laps=7									
1	2'14.234	32.961	22.763	26.739	22.176	252.3								
2	1'37.362 *	27.031	22.230	26.341*	21.760	253.5								
3	<b>1'40.001</b>	26.941	22.338	28.928	21.794	230.7								
4	<b>1'36.459</b>	26.665	22.141	26.073	21.580	252.3								
5	1'38.346 *	26.96*	22.616	26.316	22.445	250.5								
6	<b>1'36.435</b>	26.623	22.015	26.044	21.753	251.7								
7	1'41.195 P	35.45*	23.258	26.264	16.220	252.3								
8	1'44.743	32.985	22.947	26.991	21.820	244.8								
9	<b>1'37.500</b>	26.878	22.337	26.437	21.848	249.4								
10	<b>1'36.294</b>	26.388	22.105	26.109	21.692	250.0								
11	<b>1'36.121</b>	26.451	21.968	26.141	21.561	249.4								
12	<b>1'36.078</b>	26.470	21.917	26.050	21.641	249.4								
13	1'41.052 *	29.74*	23.527	26.158	21.623*	251.7								
<b>19th</b>	<b>84</b>	<b>Zonta VD GOORBE</b>					RW-Idrofoglia Racing NED							
		Runs=2	Total laps=14	Full laps=11	Valid laps=2									
1	2'04.514	33.899	23.445	26.875	22.133	247.7								
2	1'37.466 *	26.902	22.508	26.336*	21.720	247.7								
3	1'37.116 *	26.596	22.460	26.310*	21.750	250.0								
4	1'39.434 *	28.78*	22.432	26.533*	21.687	247.7								
5	1'39.807 *	27.115	23.160	27.367*	22.165	243.7								
6	<b>1'37.214</b>	26.433	22.428	26.644	21.709	243.2								
7	1'41.739 *	29.94*	22.404	26.613	22.774	248.8								
8	1'36.506 *	26.540	22.084	26.111	21.771*	249.4								
9	1'38.476 P	31.15*	23.828	27.057	16.439	246.0								
10	1'47.831	32.686	23.539	27.156	24.450	242.6								
11	1'36.356 *	26.535	22.119	25.991	21.711*	248.8								
12	1'36.259 *	26.484	22.106	26.069*	21.600	249.4								
13	<b>1'36.096</b>	26.366	22.096	26.034	21.600	249.4								

## Practice Nr. 2

## Moto2

Lap	Lap Time	T1	T2	T3	T4	Speed	Lap	Lap Time	T1	T2	T3	T4	Speed	
14	1'43.453 *	30.58*	23.205	27.305	22.354	244.3	3	<b>1'37.116</b>	26.784	22.126	26.281	21.925	251.7	
<b>20th</b>	<b>52</b>	<b>Jeremy ALCOBA</b> Yamaha VR46 Master SPA						4	1'37.886 P	28.79*	23.350	28.004	17.742	244.8
		Runs=2	Total laps=13	Full laps=10	Valid laps=5		5	1'43.267	32.047	22.565	26.598	22.057	249.4	
1	2'23.247	34.007	23.747	27.088	22.235	248.8	6	<b>1'36.657</b>	26.579	22.084	26.074	21.920	251.1	
2	1'39.185 *	26.878	23.477	26.773*	22.057	248.2	7	1'33.119 P	26.930	22.472	26.944	16.773	247.7	
3	<b>1'36.893</b>	26.787	22.284	26.170	21.652	250.5	8	1'53.896	36.630	23.280	29.480	24.506	211.7	
4	<b>1'37.169</b>	27.060	22.140	26.214	21.755	249.4	9	<b>1'36.612</b>	26.795	22.161	26.041	21.615	252.9	
5	1'37.480 *	26.95*	22.154	26.630	21.742	240.0	10	<b>1'42.248</b>	26.475	22.432	26.777	26.564	248.8	
6	<b>1'37.036</b>	26.775	22.250	26.271	21.740	247.7	11	<b>1'36.405</b>	26.556	22.061	26.180	21.608	254.7	
7	1'36.932 *	26.721	22.166	26.195*	21.850	250.0	12	1'42.227 *	29.98*	22.406	27.335	22.501*	246.5	
8	1'35.775 P	29.125	23.446	26.836	16.368	242.6	<b>24th</b>	<b>15</b>	<b>Darryn BINDER</b> Liqui Moly Husqvarna RSA					
9	1'44.739 *	33.621	22.859	26.512*	21.747	248.8			Runs=2	Total laps=10	Full laps=7	Valid laps=5		
10	1'36.994 *	26.934	22.140	26.359*	21.561*	250.5	1	1'49.137	33.680	22.736	26.796	23.321	251.7	
11	1'36.492 *	26.477	22.091	26.369*	21.555	250.0	2	<b>1'43.616</b>	26.620	22.810	26.200	27.986	251.1	
12	<b>1'38.297</b>	26.495	22.081	26.666	23.055	250.0	3	1'43.749 *	26.577	22.064	26.262*	28.846	249.4	
13	<b>1'36.143</b>	26.506	22.029	26.059	21.549	250.0	4	<b>1'36.894</b>	26.749	22.404	26.007	21.734	250.0	
<b>21st</b>	<b>34</b>	<b>Mario AJI</b> IDEMITSU Honda Tea INA						5	4'09.481 P	2'53.577	29.275	28.394	18.235	240.5
		Runs=2	Total laps=15	Full laps=12	Valid laps=7		6	1'57.448 *	40.368	26.703	27.854	22.523*	250.0	
1	2'04.829	35.212	23.850	26.871	21.867	247.1	7	<b>1'36.736</b>	26.685	22.200	26.189	21.662	251.1	
2	<b>1'37.433</b>	26.935	22.412	26.480	21.606	249.4	8	1'43.367 *	26.482	23.354	26.181*	27.350	251.7	
3	<b>1'41.039</b>	26.553	22.384	26.990	25.112	250.0	9	<b>1'36.472</b>	26.484	22.273	26.010	21.705	251.7	
4	<b>1'37.205</b>	26.913	22.186	26.413	21.693	250.5	10	<b>1'36.775</b>	26.601	22.299	25.965	21.910	251.1	
5	1'39.466 *	27.104	22.549	27.888*	21.925	246.0	<b>25th</b>	<b>53</b>	<b>Deniz ÖNCÜ</b> Red Bull KTM Ajo TUR					
6	<b>1'53.222</b>	26.738	25.674	27.826	32.984	250.0			Runs=2	Total laps=14	Full laps=11	Valid laps=3		
7	<b>1'37.807</b>	27.226	22.402	26.406	21.773	250.0	1	2'13.261	35.563	23.369	27.422	22.633	251.7	
8	1'37.565 *	26.850	22.337	26.517	21.861*	248.8	2	1'38.048 *	26.760	22.416	26.516*	22.356	252.3	
9	1'37.946 P	28.404	23.063	27.196	19.283	247.1	3	<b>1'37.294</b>	26.821	22.278	26.338	21.857	251.1	
10	1'48.772 *	34.313	23.317	29.257	21.885*	197.0	4	1'42.632 *	26.937	22.143	30.643*	22.909	252.3	
11	<b>1'36.630</b>	26.733	22.216	26.153	21.528	248.8	5	1'37.546 *	27.24*	22.335	26.243	21.725	251.7	
12	1'36.454 *	26.401	22.110	26.356*	21.587	248.2	6	1'37.978 *	26.666	22.438	26.836*	22.038	251.7	
13	1'43.034 *	32.746	22.516	26.153*	21.619	250.0	7	1'37.601 *	26.685	22.155	26.729*	22.032*	253.5	
14	<b>1'36.301</b>	26.425	22.073	26.265	21.538	248.8	8	1'31.078 P	26.654	22.012	26.280	16.132	251.7	
15	1'39.922 *	29.17*	22.493	26.542	21.717	247.1	9	1'48.356 *	36.589	23.087	26.684*	21.996	248.2	
<b>22nd</b>	<b>5</b>	<b>Jaume MASIA</b> Preicanos Racing Tea SPA						10	1'38.657 *	26.561	22.099	27.805*	22.192	248.2
		Runs=2	Total laps=13	Full laps=10	Valid laps=6		11	<b>1'36.636</b>	26.548	22.148	26.221	21.719	250.0	
1	1'55.670	33.781	23.203	27.773	22.285	249.4	12	1'46.412 *	26.662	27.802	30.108*	21.840	223.1	
2	1'37.696 *	26.968	22.315	26.575*	21.838	251.1	13	<b>1'36.565</b>	26.626	22.061	26.216	21.662	252.3	
3	<b>1'42.278</b>	26.759	22.181	28.162	25.176	252.3	14	1'36.975 *	26.586	22.211	26.317*	21.861*	251.1	
4	<b>1'36.742</b>	26.871	22.098	26.196	21.577	252.9	<b>26th</b>	<b>10</b>	<b>Diogo MOREIRA</b> Italtrans Racing Team BRA					
5	<b>1'36.653</b>	26.554	22.122	26.269	21.708	250.0			Runs=1	Total laps=8	Full laps=7	Valid laps=5		
6	1'40.837 *	30.32*	22.278	26.453	21.777	251.7	1	2'29.018	34.625	23.795	27.499	22.313	247.1	
7	<b>1'36.593</b>	26.586	22.088	26.278	21.641	251.7	2	1'38.234 *	27.098	22.640	26.657*	21.839	247.7	
8	1'37.004 P	29.19*	22.932	27.631	17.245	247.1	3	1'38.236 *	26.848	22.358	26.604*	22.426	248.2	
9	1'44.155 *	33.032	22.810	26.591*	21.722*	248.8	4	<b>1'37.516</b>	27.142	22.315	26.328	21.731	250.5	
10	1'36.715 *	26.571	21.965	26.438	21.741*	253.5	5	<b>1'37.545</b>	27.244	22.187	26.400	21.714	251.1	
11	1'40.786 *	26.344	22.120	26.087	26.235*	253.5	6	<b>1'36.653</b>	26.698	22.077	26.210	21.668	251.1	
12	<b>1'36.389</b>	26.705	22.080	26.062	21.542	253.5	7	<b>1'36.658</b>	26.607	22.266	26.109	21.676	251.7	
13	<b>1'40.416</b>	26.408	22.106	26.275	25.627	251.7	8	<b>1'37.182</b>	26.634	22.310	26.332	21.906	249.4	
<b>23rd</b>	<b>22</b>	<b>Ayumu SASAKI</b> Yamaha VR46 Master JPN							unfinished	29.039				
		Runs=3	Total laps=12	Full laps=7	Valid laps=5		<b>27th</b>	<b>23</b>	<b>Matteo FERRARI</b> QJMOTOR Gresini Mo ITA					
1	2'53.880	34.400	23.628	27.837	24.020	243.7			Runs=2	Total laps=13	Full laps=10	Valid laps=7		
2	1'39.844 *	27.59*	22.521	26.719	23.009	249.4	1	2'13.383	34.598	23.335	27.372	22.582	249.4	

**Fastest Lap:** Aron CANET Fantic Racing SPA **1'35.154** 26.193 21.866 25.656 21.439

These data/results cannot be reproduced, stored and/or transmitted in whole or in part by any manner of electronic, mechanical, photocopying, recording, broadcasting or otherwise now known or herein after developed without the previous express consent by the copyright owner, except for reproduction in daily press and regular printed publications on sale to the public within 60 days of the event related to those data/results and always provided that copyright symbol appears together as follows below.  
© DORNA, 2024

## Practice Nr. 2

Moto2

Lap	Lap Time	T1	T2	T3	T4	Speed	Lap	Lap Time	T1	T2	T3	T4	Speed
2	1'38.050 *	26.931	22.462	26.409	22.248*	252.3	13	1'38.085 *	26.928	22.237	26.943*	21.977	250.5
3	<b>1'37.281</b>	26.884	22.342	26.306	21.749	252.3	14	<b>1'38.045</b>	26.953	22.214	26.798	22.080	250.5
4	1'40.184 *	29.94*	22.203	26.239	21.796*	252.3							
5	1'37.907 *	26.97*	22.637	26.429	21.862	251.7							
6	<b>1'37.705</b>	26.793	<b>22.122</b>	26.902	21.888	252.3							
7	<b>1'36.863</b>	26.751	22.144	26.286	<b>21.682</b>	251.7							
8	<b>1'36.909</b>	26.733	22.197	<b>26.193</b>	21.786	251.1							
9	1'36.079 P	29.80*	22.712	26.747	16.818	249.4							
10	1'47.644 *	36.391	22.594	26.743	21.916*	250.0							
11	<b>1'38.278</b>	26.852	22.173	26.479	22.774	250.5							
12	<b>1'37.179</b>	26.908	22.192	26.296	21.783	250.0							
13	<b>1'36.945</b>	<b>26.709</b>	22.179	26.236	21.821	250.0							

28th	11	Alex ESCRIG	KLINT Forward Factor SPA			
Runs=2	Total laps=9	Full laps=6	Valid laps=3			
1	2'24.127	35.355	23.716	27.359	22.324	246.0
2	1'38.887 *	27.280	22.668	26.813*	22.126	<b>248.8</b>
3	1'40.675 *	27.150	23.329	27.096*	23.100	246.5
4	1'41.223 *	29.65*	22.636	26.733*	22.200	248.2
5	1'36.369 P	27.397	23.008	27.287	18.677	245.4
6	1'55.178 *	37.334	25.662	29.723*	22.459	237.3
7	<b>1'37.865</b>	26.873	22.394	26.671	21.927	247.1
8	<b>1'37.302</b>	26.809	22.418	<b>26.311</b>	21.764	247.7
9	<b>1'37.140</b>	<b>26.664</b>	<b>22.381</b>	26.391	<b>21.704</b>	247.7
	PIT	33.713	26.001	28.097	26.284	242.6

29th	17	Daniel MUÑOZ	Preicanos Racing Tea SPA			
Runs=2	Total laps=13	Full laps=10	Valid laps=4			
1	2'06.304	35.702	25.132	27.086	22.347	251.1
2	1'39.951 *	27.408	23.478	26.891*	22.174	251.7
3	1'38.480 *	27.183	22.558	26.542*	22.197	<b>252.3</b>
4	1'39.485 *	27.343	22.954	26.893*	22.295	251.1
5	1'45.289 *	28.08*	23.049	26.804*	27.347	250.5
6	1'38.428 *	27.278	22.495	26.506*	22.149	251.1
7	<b>1'38.140</b>	27.196	22.544	26.427	21.973	252.3
8	1'33.605 P	28.408	22.475	26.356	16.366	<b>252.3</b>
9	1'45.599 *	34.028	22.773	26.654*	22.144*	247.7
10	<b>1'37.446</b>	26.880	22.591	<b>26.150</b>	<b>21.825</b>	251.7
11	1'37.108 *	<b>26.713</b>	<b>22.227</b>	26.205	21.963*	251.1
12	<b>1'37.460</b>	26.890	22.326	26.327	21.917	251.1
13	<b>1'37.234</b>	26.720	22.346	26.293	21.875	249.4

30th	20	Xavi CARDELUS	Fantic Racing AND			
Runs=2	Total laps=14	Full laps=11	Valid laps=5			
1	1'56.240	32.860	23.122	27.782	27.737	248.2
2	<b>1'38.400</b>	27.153	22.587	26.702	21.958	<b>252.9</b>
3	<b>1'38.441</b>	27.112	22.597	<b>26.570</b>	22.162	252.9
4	<b>1'42.387</b>	27.601	23.733	28.790	22.263	246.5
5	1'45.189 *	27.898	23.448	27.216*	26.627	250.0
6	1'44.973 *	26.98*	22.871	27.236*	27.879	249.4
7	1'40.890 P	27.062	22.427	27.096*	24.305	250.5
8	1'50.184 *	34.350	22.943	28.406*	24.485	244.8
9	1'38.131 *	<b>26.871</b>	22.367	26.859*	22.034	250.0
10	1'37.867 *	26.945	<b>22.177</b>	26.755*	21.990	250.5
11	1'38.531 *	27.074	22.216	27.167*	22.074*	250.5
12	<b>1'38.302</b>	27.093	22.630	26.752	<b>21.827</b>	250.0

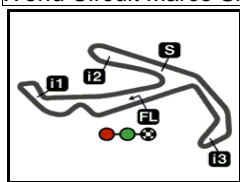
**Fastest Lap:** Aron CANET Fantic Racing SPA **1'35.154** 26.193 21.866 25.656 21.439

These data/results cannot be reproduced, stored and/or transmitted in whole or in part by any manner of electronic, mechanical, photocopying, recording, broadcasting or otherwise now known or herein after developed without the previous express consent by the copyright owner, except for reproduction in daily press and regular printed publications on sale to the public within 60 days of the event related to those data/results and always provided that copyright symbol appears together as follows below.  
© DORNA, 2024

Official MotoGP Timing by TISSOT  
www.motogp.com







4226 m.

## GRAN PREMIO PRAMAC DELL'EMILIA-ROMAGNA

## Practice Nr. 2

## Best Partial Times

Moto2™

IT Ideal Lap Time, sum of the best partial times

BT Best Lap Time

T1		T2		T3		T4				IT	BT	
Pos	Rider	Time	Rider	Time	Rider	Time	Rider	Time	Pos	Rider	IT	BT
1F	SALAC	26.107	A.OGURA	21.805	A.CANET	25.656	A.CANET	21.312	1	A.CANET	1'35.027	1'35.154 (1)
2T	ARBOLINO	26.123	F.SALAC	21.841	T.ARBOLINO	25.662	J.ROBERTS	21.334	2	T.ARBOLINO	1'35.126	1'35.447 (3)
3A	LOPEZ	26.160	J.DIXON	21.844	A.ARENAS	25.759	A.ARENAS	21.368	3	F.SALAC	1'35.171	1'35.171 (2)
4A	CANET	26.193	F.ALDEGUER	21.847	C.VIETTI	25.808	M.RAMIREZ	21.380	4	A.ARENAS	1'35.284	1'35.484 (4)
5M	GONZALEZ	26.198	T.ARBOLINO	21.855	J.ROBERTS	25.819	F.SALAC	21.382	5	J.ROBERTS	1'35.286	1'35.517 (5)
6J	ROBERTS	26.200	A.CANET	21.866	A.OGURA	25.830	S.GARCIA	21.403	6	S.GARCIA	1'35.430	1'35.619 (11)
7S	CHANTRA	26.208	M.GONZALEZ	21.878	S.GARCIA	25.835	J.DIXON	21.410	7	A.OGURA	1'35.434	1'35.609 (10)
8A	ARENAS	26.226	M.RAMIREZ	21.897	S.CHANTRA	25.835	F.ALDEGUER	21.419	8	J.DIXON	1'35.451	1'35.526 (7)
9C	VIETTI	26.242	A.LOPEZ	21.908	F.SALAC	25.841	C.VIETTI	21.443	9	C.VIETTI	1'35.453	1'35.585 (9)
10S	GARCIA	26.256	S.AGIUS	21.917	I.GUEVARA	25.867	S.CHANTRA	21.444	10	M.GONZALEZ	1'35.475	1'35.520 (6)
11D	FOGGIA	26.275	A.ARENAS	21.931	M.GONZALEZ	25.875	B.BALTUS	21.455	11	S.CHANTRA	1'35.480	1'35.570 (8)
12B	BALTUS	26.279	J.ROBERTS	21.933	J.DIXON	25.911	T.ARBOLINO	21.486	12	A.LOPEZ	1'35.582	1'35.837 (16)
13J	DIXON	26.286	S.GARCIA	21.936	D.FOGGIA	25.919	D.FOGGIA	21.486	13	M.RAMIREZ	1'35.651	1'35.684 (12)
14A	OGURA	26.299	C.VIETTI	21.960	B.BALTUS	25.947	A.OGURA	21.500	14	F.ALDEGUER	1'35.654	1'35.735 (14)
15M	RAMIREZ	26.340	J.MASIA	21.965	D.BINDER	25.965	M.GONZALEZ	21.524	15	D.FOGGIA	1'35.667	1'35.821 (15)
16J	MASIA	26.344	D.FOGGIA	21.987	F.ALDEGUER	25.971	M.AJI	21.528	16	B.BALTUS	1'35.671	1'35.722 (13)
17Z	VD GOORBER	26.366	B.BALTUS	21.990	A.LOPEZ	25.977	A.LOPEZ	21.537	17	S.AGIUS	1'35.910	1'36.078 (18)
18S	AGIUS	26.388	S.CHANTRA	21.993	Z.VD GOORBER	25.991	J.MASIA	21.542	18	J.MASIA	1'35.913	1'36.389 (22)
19M	AJI	26.401	D.ÖNCÜ	22.012	M.RAMIREZ	26.034	J.ALCOBA	21.549	19	I.GUEVARA	1'36.001	1'36.054 (17)
20F	ALDEGUER	26.417	I.GUEVARA	22.022	A.SASAKI	26.041	S.AGIUS	21.561	20	Z.VD GOORBE	1'36.041	1'36.096 (19)
21A	SASAKI	26.475	J.ALCOBA	22.029	S.AGIUS	26.044	I.GUEVARA	21.570	21	J.ALCOBA	1'36.114	1'36.143 (20)
22J	ALCOBA	26.477	A.SASAKI	22.061	J.ALCOBA	26.059	Z.VD GOORBER	21.600	22	M.AJI	1'36.155	1'36.301 (21)
23D	BINDER	26.482	D.BINDER	22.064	J.MASIA	26.062	A.SASAKI	21.608	23	D.BINDER	1'36.173	1'36.472 (24)
24I	GUEVARA	26.542	M.AJI	22.073	D.MOREIRA	26.109	D.BINDER	21.662	24	A.SASAKI	1'36.185	1'36.405 (23)

These data/results cannot be reproduced, stored and/or transmitted in whole or in part by any manner of electronic, mechanical, photocopying, recording, broadcasting or otherwise now known or herein after developed without the previous express consent by the copyright owner, except for reproduction in daily press and regular printed publications on sale to the public within 60 days of the event related to those data/results and always provided that copyright symbol appears together as follows below.  
© DORNA, 2024



4226 m.

**GRAN PREMIO PRAMAC DELL'EMILIA-ROMAGNA****Practice Nr. 2****Best Partial Times****Moto2™***IT* Ideal Lap Time, sum of the best partial times*BT* Best Lap Time

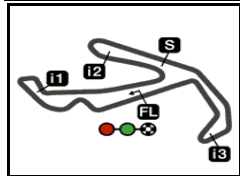
<i>T1</i>		<i>T2</i>		<i>T3</i>		<i>T4</i>				<i>IT</i>	<i>BT</i>	
<i>Pos</i>	<i>Rider</i>	<i>Time</i>	<i>Rider</i>	<i>Time</i>	<i>Rider</i>	<i>Time</i>	<i>Rider</i>	<i>Time</i>	<i>Pos</i>	<i>Rider</i>		
25	D.ÖNCÜ	26.548	D.MOREIRA	22.077	D.MUÑOZ	26.150	D.ÖNCÜ	21.662	25	D.ÖNCÜ	1'36.438	1'36.565 (25)
26	D.MOREIRA	<b>26.607</b>	Z.VD GOORBER	<b>22.084</b>	M.AJI	<b>26.153</b>	D.MOREIRA	<b>21.668</b>	26	D.MOREIRA	1'36.461	1'36.653 (26)
27	A.ESCRIG	26.664	M.FERRARI	22.122	M.FERRARI	26.193	M.FERRARI	21.682	27	M.FERRARI	1'36.706	1'36.863 (27)
28	M.FERRARI	<b>26.709</b>	X.CARDELUS	<b>22.177</b>	D.ÖNCÜ	<b>26.216</b>	A.ESCRIG	<b>21.704</b>	28	D.MUÑOZ	1'36.915	1'37.234 (29)
29	D.MUÑOZ	26.713	D.MUÑOZ	22.227	A.ESCRIG	26.311	D.MUÑOZ	21.825	29	A.ESCRIG	1'37.060	1'37.140 (28)
30	X.CARDELUS	<b>26.871</b>	X.ARTIGAS	<b>22.317</b>	X.CARDELUS	<b>26.570</b>	X.CARDELUS	<b>21.827</b>	30	X.CARDELUS	1'37.445	1'38.045 (30)
31	X.ARTIGAS	27.081	A.ESCRIG	22.381	X.ARTIGAS	26.656	X.ARTIGAS	21.891	31	X.ARTIGAS	1'37.945	1'38.065 (31)

These data/results cannot be reproduced, stored and/or transmitted in whole or in part by any manner of electronic, mechanical, photocopying, recording, broadcasting or otherwise now known or herein after developed without the previous express consent by the copyright owner, except for reproduction in daily press and regular printed publications on sale to the public within 60 days of the event related to those data/results and always provided that copyright symbol appears together as follows below.

© DORNA, 2024

Official MotoGP Timing by **TISSOT**  
www.motogp.com






4226 m.

## GRAN PREMIO PRAMAC DELL'EMILIA-ROMAGNA

## Practice Nr. 2

## Fastest Laps Sequence

<i>Practice Time</i>	 <i>Rider</i>	<i>Nation</i>	<i>Motorcycle</i>	<i>Time</i>	<i>Km/h</i>	<i>Rider's Lap</i>
<b>3'32.398</b>	54 <b>Fermin ALDEGUER</b>	SPA	BOSCOSCURO	<b>1'37.149</b>	156.6	2
<b>4'15.264</b>	44 <b>Aron CANET</b>	SPA	KALEX	<b>1'36.501</b>	157.6	2
<b>4'59.384</b>	14 <b>Tony ARBOLINO</b>	ITA	KALEX	<b>1'36.125</b>	158.2	3
<b>5'38.177</b>	16 <b>Joe ROBERTS</b>	USA	KALEX	<b>1'36.117</b>	158.2	3
<b>5'51.227</b>	44 <b>Aron CANET</b>	SPA	KALEX	<b>1'35.963</b>	158.5	3
<b>8'16.045</b>	14 <b>Tony ARBOLINO</b>	ITA	KALEX	<b>1'35.942</b>	158.5	5
<b>9'21.896</b>	79 <b>Ai OGURA</b>	JPN	BOSCOSCURO	<b>1'35.886</b>	158.6	5
<b>9'51.723</b>	14 <b>Tony ARBOLINO</b>	ITA	KALEX	<b>1'35.678</b>	159.0	6
<b>24'26.459</b>	3 <b>Sergio GARCIA</b>	SPA	BOSCOSCURO	<b>1'35.619</b>	159.1	11
<b>25'45.887</b>	44 <b>Aron CANET</b>	SPA	KALEX	<b>1'35.370</b>	159.5	9
<b>27'21.041</b>	44 <b>Aron CANET</b>	SPA	KALEX	<b>1'35.154</b>	159.8	10

These data/results cannot be reproduced, stored and/or transmitted in whole or in part by any manner of electronic, mechanical, photocopying, recording, broadcasting or otherwise now known or herein after developed without the previous express consent by the copyright owner, except for reproduction in daily press and regular printed publications on sale to the public within 60 days of the event related to those data/results and always provided that copyright symbol appears together as follows below.

© DORNA, 2024