


4226 m.

GRAN PREMIO PRAMAC DELL'EMILIA-ROMAGNA

Free Practice Nr. 1

Classification

3

|  | Rider | Nation | Team | Motorcycle | Time | Lap | Total | Gap | Top Speed |
|---|--------------------------|--------|---------------------------------|------------|-----------------|-----|-------|-------------|--------------|
| 1 | 93 Marc MARQUEZ | SPA | Gresini Racing MotoGP | DUCATI | 1'32.082 | 10 | 10 | | 295.8 |
| 2 | 89 Jorge MARTIN | SPA | Prima Pramac Racing | DUCATI | 1'32.145 | 10 | 11 | 0.063 0.063 | 297.5 |
| 3 | 21 Franco MORBIDELLI | ITA | Prima Pramac Racing | DUCATI | 1'32.268 | 10 | 10 | 0.186 0.123 | 296.7 |
| 4 | 1 Francesco BAGNAIA | ITA | Ducati Lenovo Team | DUCATI | 1'32.373 | 12 | 12 | 0.291 0.105 | 298.3 |
| 5 | 12 Maverick VIÑALES | SPA | Aprilia Racing | APRILIA | 1'32.491 | 15 | 15 | 0.409 0.118 | 295.0 |
| 6 | 73 Alex MARQUEZ | SPA | Gresini Racing MotoGP | DUCATI | 1'32.546 | 10 | 10 | 0.464 0.055 | 295.8 |
| 7 | 31 Pedro ACOSTA | SPA | Red Bull GASGAS Tech3 | KTM | 1'32.618 | 11 | 12 | 0.536 0.072 | 296.7 |
| 8 | 33 Brad BINDER | RSA | Red Bull KTM Factory Racing | KTM | 1'32.654 | 18 | 19 | 0.572 0.036 | 298.3 |
| 9 | 20 Fabio QUARTARARO | FRA | Monster Energy Yamaha MotoGP | YAMAHA | 1'32.741 | 14 | 15 | 0.659 0.087 | 294.2 |
| 10 | 43 Jack MILLER | AUS | Red Bull KTM Factory Racing | KTM | 1'32.748 | 13 | 16 | 0.666 0.007 | 297.5 |
| 11 | 88 Miguel OLIVEIRA | POR | Trackhouse Racing | APRILIA | 1'32.823 | 13 | 13 | 0.741 0.075 | 295.0 |
| 12 | 23 Enea BASTIANINI | ITA | Ducati Lenovo Team | DUCATI | 1'32.825 | 11 | 11 | 0.743 0.002 | 296.7 |
| 13 | 41 Aleix ESPARGARO | SPA | Aprilia Racing | APRILIA | 1'32.910 | 12 | 12 | 0.828 0.085 | 296.7 |
| 14 | 25 Raul FERNANDEZ | SPA | Trackhouse Racing | APRILIA | 1'33.133 | 11 | 12 | 1.051 0.223 | 293.4 |
| 15 | 37 Augusto FERNANDEZ | SPA | Red Bull GASGAS Tech3 | KTM | 1'33.237 | 15 | 15 | 1.155 0.104 | 295.0 |
| 16 | 49 Fabio DI GIANNANTONIO | ITA | Pertamina Enduro VR46 Racing Te | DUCATI | 1'33.331 | 6 | 9 | 1.249 0.094 | 294.2 |
| 17 | 10 Luca MARINI | ITA | Repsol Honda Team | HONDA | 1'33.390 | 9 | 11 | 1.308 0.059 | 295.8 |
| 18 | 5 Johann ZARCO | FRA | CASTROL Honda LCR | HONDA | 1'33.430 | 7 | 10 | 1.348 0.040 | 293.4 |
| 19 | 30 Takaaki NAKAGAMI | JPN | IDEMITSU Honda LCR | HONDA | 1'33.550 | 10 | 10 | 1.468 0.120 | 294.2 |
| 20 | 36 Joan MIR | SPA | Repsol Honda Team | HONDA | 1'33.767 | 12 | 12 | 1.685 0.217 | 295.8 |
| 21 | 72 Marco BEZZECCHI | ITA | Pertamina Enduro VR46 Racing Te | DUCATI | 1'33.878 | 12 | 14 | 1.796 0.111 | 297.5 |
| 22 | 42 Alex RINS | SPA | Monster Energy Yamaha MotoGP | YAMAHA | 1'37.834 | 3 | 3 | 5.752 3.956 | 288.7 |

Practice condition: Wet

Air: 21°

Humidity: 78%

Ground: 24°

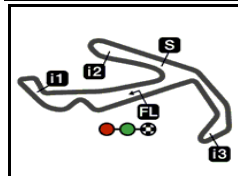
| | | | | |
|-----------------------------|---------|--------------------------|-----------------|------------|
| Fastest Lap: | Lap: 10 | Marc MARQUEZ | 1'32.082 | 165.2 Km/h |
| Best Race Lap: | 2024 | Marc MARQUEZ | 1'31.564 | 166.1 Km/h |
| All-Time Lap Record: | 2024 | Francesco BAGNAIA | 1'30.304 | 168.4 Km/h |

The results are provisional until the end of the limit for protest and appeals.

Time limit for protest expires 60' after publication of the results - Time:

These data/results cannot be reproduced, stored and/or transmitted in whole or in part by any manner of electronic, mechanical, photocopying, recording, broadcasting or otherwise now known or herein after developed without the previous express consent by the copyright owner, except for reproduction in daily press and regular printed publications on sale to the public within 60 days of the event related to those data/results and always provided that copyright symbol appears together as follows below.

© DORNA, 2024



4226 m.

GRAN PREMIO PRAMAC DELL'EMILIA-ROMAGNA

Free Practice Nr. 1

Top Speed & Average

4



| Rider | Nation | Motorcycle | Top 5 speeds | | | | | Average | Top |
|---------------------------------|--------|------------|--------------|-------|-------|-------|-------|---------|--------------|
| 1 Francesco BAGNAIA | ITA | DUCATI | 298.3 | 297.5 | 297.5 | 296.7 | 295.8 | 296.8 | 298.3 |
| 33 Brad BINDER | RSA | KTM | 298.3 | 295.8 | 295.8 | 295.0 | 295.0 | 295.8 | 298.3 |
| 43 Jack MILLER | AUS | KTM | 297.5 | 296.7 | 295.8 | 295.0 | 295.0 | 295.7 | 297.5 |
| 72 Marco BEZZECCHI | ITA | DUCATI | 297.5 | 297.5 | 295.8 | 295.0 | 294.2 | 295.7 | 297.5 |
| 89 Jorge MARTIN | SPA | DUCATI | 297.5 | 296.7 | 296.7 | 296.7 | 295.8 | 296.7 | 297.5 |
| 21 Franco MORBIDELLI | ITA | DUCATI | 296.7 | 296.7 | 295.8 | 295.8 | 295.0 | 295.8 | 296.7 |
| 23 Enea BASTIANINI | ITA | DUCATI | 296.7 | 296.7 | 295.8 | 295.8 | 295.0 | 295.7 | 296.7 |
| 31 Pedro ACOSTA | SPA | KTM | 296.7 | 296.7 | 296.7 | 295.8 | 295.8 | 296.1 | 296.7 |
| 41 Aleix ESPARGARO | SPA | APRILIA | 296.7 | 295.8 | 295.8 | 295.8 | 295.0 | 295.7 | 296.7 |
| 10 Luca MARINI | ITA | HONDA | 295.8 | 295.8 | 295.8 | 295.8 | 295.0 | 295.5 | 295.8 |
| 36 Joan MIR | SPA | HONDA | 295.8 | 295.0 | 294.2 | 293.4 | 293.4 | 294.4 | 295.8 |
| 73 Alex MARQUEZ | SPA | DUCATI | 295.8 | 295.0 | 295.0 | 294.2 | 294.2 | 294.8 | 295.8 |
| 93 Marc MARQUEZ | SPA | DUCATI | 295.8 | 295.8 | 295.0 | 295.0 | 295.0 | 295.3 | 295.8 |
| 12 Maverick VIÑALES | SPA | APRILIA | 295.0 | 294.2 | 294.2 | 293.4 | 293.4 | 293.9 | 295.0 |
| 37 Augusto FERNANDEZ | SPA | KTM | 295.0 | 294.2 | 294.2 | 294.2 | 293.4 | 293.9 | 295.0 |
| 88 Miguel OLIVEIRA | POR | APRILIA | 295.0 | 295.0 | 295.0 | 295.0 | 294.2 | 294.6 | 295.0 |
| 20 Fabio QUARTARARO | FRA | YAMAHA | 294.2 | 293.4 | 293.4 | 292.6 | 292.6 | 293.2 | 294.2 |
| 30 Takaaki NAKAGAMI | JPN | HONDA | 294.2 | 293.4 | 292.6 | 292.6 | 291.8 | 292.9 | 294.2 |
| 49 Fabio DI GIANNANTONIO | ITA | DUCATI | 294.2 | 293.4 | 293.4 | 292.6 | 292.6 | 293.2 | 294.2 |
| 5 Johann ZARCO | FRA | HONDA | 293.4 | 293.4 | 292.6 | 292.6 | 292.6 | 292.8 | 293.4 |
| 25 Raul FERNANDEZ | SPA | APRILIA | 293.4 | 293.4 | 293.4 | 291.8 | 291.1 | 292.6 | 293.4 |
| 42 Alex RINS | SPA | YAMAHA | 288.7 | 288.7 | 287.2 | 281.2 | | 286.5 | 288.7 |

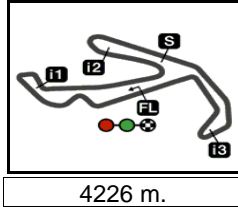
These data/results cannot be reproduced, stored and/or transmitted in whole or in part by any manner of electronic, mechanical, photocopying, recording, broadcasting or otherwise now known or herein after developed without the previous express consent by the copyright owner, except for reproduction in daily press and regular printed publications on sale to the public within 60 days of the event related to those data/results and always provided that copyright symbol appears together as follows below.

© DORNA, 2024

Official MotoGP Timing by TISSOT
www.motogp.com



Misano Adriatico, Friday, September 20, 2024



4226 m.

GRAN PREMIO PRAMAC DELL'EMILIA-ROMAGNA

Free Practice Nr. 1

Chronological Analysis of Performances

5

* Lap / Sector time cancelled

T1 Time from finish line to 1st intermediate

T3 Time from 2nd intermed. to 3rd intermed.

P Crossing the finish line in pit lane

T2 Time from 1st intermed. to 2nd intermed.

T4 Time from 3rd intermediate to finish line

**Tyre data subject to further updates

| Lap | Lap Time | T1 | T2 | T3 | T4 | Speed | Lap | Lap Time | T1 | T2 | T3 | T4 | Speed | |
|---------------------------------|-------------------|-----------------------|------------------|---------------------|---------------|-------|--------------------------------|------------------------------|-------------------|-------------------------------|---------------------|--------------|---------------|-----|
| 1st | 93 | Marc MARQUEZ | | DUCATI | | SPA | Run # 2 | Front Tyre Slick-Soft | | Rear Tyre Slick-Medium | | | | |
| | | Gresini Racing MotoGP | | | | | | 6 Laps at start | | 6 Laps at start | | | | |
| | | Runs=1 | Total laps=10 | Full laps=9 | Valid laps=7 | | 7 | 1'49.431 | 38.753 | 22.299 | 26.731 | 21.648 | 288.7 | |
| Run # 1 | Front Tyre | Slick-Soft | Rear Tyre | Slick-Medium | | | | | | | | | | |
| | | New Tyre | New Tyre | | | | | | | | | | | |
| 1 | 32'24.523 | 35.751 | 23.136 | 27.668 | 22.649 | 278.3 | 8 | 1'33.615 | 26.412 | 20.985 | 25.253 | 20.965 | 295.8 | |
| 2 | 1'36.100 | 27.454 | 21.346 | 25.793 | 21.507 | 291.8 | 9 | 1'33.639 * | 26.159 | 20.862 | 25.688* | 20.930 | 295.0 | |
| 3 | 1'33.966 | 26.411 | 20.954 | 25.502 | 21.099 | 293.4 | 10 | 1'32.268 | 25.927 | 20.626 | 24.937 | 20.778 | 296.7 | |
| 4 | 1'33.198 | 26.300 | 20.726 | 25.265 | 20.907 | 295.0 | 4th 1 Francesco BAGNAIA | | | | | | DUCATI | ITA |
| 5 | 1'36.710 | 26.754 | 22.418 | 26.407 | 21.131 | 287.2 | | | Runs=2 | | Total laps=12 | Full laps=9 | Valid laps=7 | |
| 6 | 1'32.318 | 25.932 | 20.611 | 25.082 | 20.693 | 295.0 | Run # 1 | Front Tyre | Slick-Soft | Rear Tyre | Slick-Medium | | | |
| 7 | 1'34.383 * | 25.975 | 20.552 | 26.191* | 21.665 | 294.2 | | New Tyre | New Tyre | | | | | |
| 8 | 1'33.475 * | 25.939 | 20.535 | 25.531* | 21.470 | 295.0 | 1 | 23'52.568 | 36.481 | 23.506 | 28.943 | 22.617 | 279.7 | |
| 9 | 1'32.120 | 25.905 | 20.570 | 25.020 | 20.625 | 295.8 | 2 | 1'38.722 | 28.322 | 21.825 | 26.858 | 21.717 | 293.4 | |
| 10 | 1'32.082 | 25.830 | 20.528 | 25.087 | 20.637 | 295.8 | 3 | 1'35.899 | 27.127 | 21.336 | 26.067 | 21.369 | 293.4 | |
| 2nd 89 Jorge MARTIN | | | | | | | | | DUCATI | | SPA | | | |
| | | Prima Pramac Racing | | | | | 4 | 1'34.610 | 26.664 | 21.059 | 25.800 | 21.087 | 295.8 | |
| | | Runs=1 | Total laps=11 | Full laps=10 | Valid laps=10 | | 5 | 1'34.201 | 26.803 | 20.831 | 25.546 | 21.021 | 296.7 | |
| Run # 1 | Front Tyre | Slick-Soft | Rear Tyre | Slick-Medium | | | | | | | | | | |
| | | New Tyre | New Tyre | | | | | | | | | | | |
| 1 | 26'17.268 | 36.685 | 24.219 | 27.738 | 23.104 | 267.9 | 6 | 1'31.671 P | 26.441 | 20.876 | 26.406* | 17.948 | 295.8 | |
| 2 | 1'37.111 | 27.333 | 21.737 | 25.937 | 22.104 | 294.2 | Run # 2 | Front Tyre | Slick-Soft | Rear Tyre | Slick-Medium | | | |
| 3 | 1'34.552 | 26.554 | 21.170 | 25.426 | 21.402 | 295.0 | | 6 Laps at start | | 6 Laps at start | | | | |
| 4 | 1'35.578 | 26.256 | 21.011 | 26.159 | 22.152 | 295.0 | 7 | 1'45.417 | 34.782 | 22.515 | 26.719 | 21.401 | 284.2 | |
| 5 | 1'33.723 | 26.555 | 20.831 | 25.263 | 21.074 | 296.7 | 8 | 1'33.257 | 26.332 | 20.872 | 25.226 | 20.827 | 297.5 | |
| 6 | 1'34.060 | 26.252 | 21.033 | 25.541 | 21.234 | 295.0 | 9 | 1'36.246 * | 27.849* | 21.440 | 25.856 | 21.101 | 294.2 | |
| 7 | 1'39.137 | 26.614 | 20.996 | 29.954 | 21.573 | 247.1 | 10 | 1'32.657 | 26.155 | 20.609 | 25.091 | 20.802 | 297.5 | |
| 8 | 1'32.871 | 26.179 | 20.736 | 25.104 | 20.852 | 295.8 | 11 | 1'36.712 * | 28.521* | 21.218 | 25.742 | 21.231 | 295.8 | |
| 9 | 1'32.260 | 26.005 | 20.569 | 24.950 | 20.736 | 296.7 | 12 | 1'32.373 | 26.031 | 20.603 | 25.007 | 20.732 | 298.3 | |
| 10 | 1'32.145 | 25.836 | 20.624 | 24.928 | 20.757 | 297.5 | 5th 12 Maverick VIÑALES | | | | | | APRILIA | SPA |
| 11 | 1'37.381 | 28.492 | 21.199 | 26.019 | 21.671 | 296.7 | | | Runs=2 | | Total laps=15 | Full laps=12 | Valid laps=12 | |
| | PIT | 26.218 | 20.888 | 27.155 | 17.962 | 295.0 | Run # 1 | Front Tyre | Slick-Soft | Rear Tyre | Slick-Medium | | | |
| | | | | | | | | New Tyre | New Tyre | | | | | |
| 3rd 21 Franco MORBIDELLI | | | | | | | | | DUCATI | | ITA | | | |
| | | Prima Pramac Racing | | | | | 1 | 20'11.934 | 34.533 | 22.717 | 27.386 | 22.241 | 288.0 | |
| | | Runs=2 | Total laps=10 | Full laps=7 | Valid laps=6 | | 2 | 1'37.472 | 27.749 | 21.812 | 26.318 | 21.593 | 291.8 | |
| Run # 1 | Front Tyre | Slick-Soft | Rear Tyre | Slick-Medium | | | | | | | | | | |
| | | New Tyre | New Tyre | | | | | | | | | | | |
| 1 | 26'38.119 | 37.100 | 24.674 | 28.094 | 22.273 | 278.3 | 3 | 1'35.448 | 26.935 | 21.356 | 25.974 | 21.183 | 291.1 | |
| 2 | 1'36.702 | 27.460 | 21.676 | 26.079 | 21.487 | 295.8 | 4 | 1'34.375 | 26.483 | 21.132 | 25.604 | 21.156 | 294.2 | |
| 3 | 1'35.271 | 26.551 | 21.097 | 25.965 | 21.658 | 296.7 | 5 | 1'33.534 | 26.254 | 21.077 | 25.169 | 21.034 | 292.6 | |
| 4 | 1'34.367 | 26.457 | 21.119 | 25.677 | 21.114 | 295.0 | 6 | 1'35.161 | 27.426 | 21.261 | 25.425 | 21.049 | 293.4 | |
| 5 | 1'36.373 | 26.453 | 20.795 | 27.417 | 21.708 | 293.4 | 7 | 1'33.331 | 26.372 | 20.848 | 25.137 | 20.974 | 295.0 | |
| 6 | 1'28.444 P | 26.376 | 20.666 | 25.389 | 16.013 | 294.2 | 8 | 1'35.417 P | 28.105 | 22.563 | 26.862 | 17.887 | 285.7 | |
| | | | | | | | Run # 2 | Front Tyre | Slick-Soft | Rear Tyre | Slick-Medium | | | |
| | | | | | | | | New Tyre | New Tyre | | | | | |
| | | | | | | | 9 | 1'46.922 | 34.964 | 23.414 | 26.782 | 21.762 | 289.5 | |
| | | | | | | | 10 | 1'35.173 | 27.245 | 21.196 | 25.539 | 21.193 | 293.4 | |
| | | | | | | | 11 | 1'33.394 | 26.261 | 20.893 | 25.174 | 21.066 | 293.4 | |

Fastest Lap: Marc MARQUEZ Gresini Racing MotoG SPA 1'32.082 25.830 20.528 25.087 20.637

These data/results cannot be reproduced, stored and/or transmitted in whole or in part by any manner of electronic, mechanical, photocopying, recording, broadcasting or otherwise now known or herein after developed without the previous express consent by the copyright owner, except for reproduction in daily press and regular printed publications on sale to the public within 60 days of the event related to those data/results and always provided that copyright symbol appears together as follows below.
© DORNA, 2024

Free Practice Nr. 1

MotoGP

| Lap | Lap Time | T1 | T2 | T3 | T4 | Speed | Lap | Lap Time | T1 | T2 | T3 | T4 | Speed |
|-----|----------|--------|--------|--------|--------|-------|-----|------------|--------|--------|--------|--------|-------|
| 12 | 1'33.067 | 26.158 | 20.798 | 25.175 | 20.936 | 291.8 | 11 | 1'33.843 | 26.423 | 20.875 | 25.371 | 21.174 | 292.6 |
| 13 | 1'32.758 | 26.004 | 20.854 | 24.999 | 20.901 | 294.2 | 12 | 1'37.108 P | 29.862 | 24.083 | 26.164 | 16.999 | 293.4 |
| 14 | 1'34.900 | 27.340 | 21.155 | 25.339 | 21.066 | 293.4 | | | | | | | |
| 15 | 1'32.491 | 26.003 | 20.681 | 24.979 | 20.828 | 292.6 | | | | | | | |

6th **73** **Alex MARQUEZ** DUCATI SPA
Gresini Racing MotoGP
Runs=1 Total laps=10 Full laps=9 Valid laps=8

| Run # | 1 | Front Tyre | Slick-Soft | Rear Tyre | Slick-Medium | Speed |
|-------|------------|------------|------------|-----------|--------------|-------|
| | | New Tyre | | New Tyre | | |
| 1 | 31'59.558 | 40.426 | 23.373 | 27.959 | 22.362 | 279.7 |
| 2 | 1'36.387 | 27.337 | 21.616 | 26.011 | 21.423 | 291.1 |
| 3 | 1'34.461 | 26.597 | 21.182 | 25.549 | 21.133 | 290.3 |
| 4 | 1'33.659 | 26.398 | 21.152 | 25.193 | 20.916 | 291.1 |
| 5 | 1'33.051 * | 26.162 | 20.858 | 25.150 | 20.881* | 293.4 |
| 6 | 1'33.128 | 26.210 | 20.805 | 25.095 | 21.018 | 294.2 |
| 7 | 1'33.551 | 26.171 | 20.871 | 25.361 | 21.148 | 295.0 |
| 8 | 1'38.470 | 28.205 | 22.908 | 25.746 | 21.611 | 294.2 |
| 9 | 1'32.995 | 26.115 | 20.731 | 25.101 | 21.048 | 295.8 |
| 10 | 1'32.546 | 26.053 | 20.616 | 24.953 | 20.924 | 295.0 |

7th **31** **Pedro ACOSTA** KTM SPA
Red Bull GASGAS Tech3
Runs=2 Total laps=12 Full laps=9 Valid laps=8

| Run # | 1 | Front Tyre | Wet-Medium | Rear Tyre | Wet-Medium | Speed |
|-------|------------|------------|------------|-----------|--------------|-------|
| | | New Tyre | | New Tyre | | |
| 1 | 2'02.982 | 37.140 | 25.277 | 29.864 | 24.444 | 283.4 |
| 2 | 1'46.177 | 30.441 | 23.410 | 28.740 | 23.586 | 287.2 |
| 3 | 1'38.227 P | 29.489 | 22.923 | 28.084 | 17.731 | 288.0 |
| Run # | 2 | Front Tyre | Slick-Soft | Rear Tyre | Slick-Medium | Speed |
| | | New Tyre | | New Tyre | | |
| 4 | 1'49.461 | 36.069 | 23.146 | 27.840 | 22.406 | 287.2 |
| 5 | 1'36.913 | 27.607 | 21.511 | 26.200 | 21.595 | 295.8 |
| 6 | 1'34.769 | 26.694 | 21.186 | 25.696 | 21.193 | 296.7 |
| 7 | 1'34.323 | 26.393 | 21.083 | 25.596 | 21.251 | 296.7 |
| 8 | 1'33.357 | 26.242 | 20.836 | 25.274 | 21.005 | 295.8 |
| 9 | 1'32.921 | 26.116 | 20.742 | 25.139 | 20.924 | 296.7 |
| 10 | 1'32.750 | 26.077 | 20.649 | 25.248 | 20.776 | 295.8 |
| 11 | 1'32.618 | 26.082 | 20.641 | 25.063 | 20.832 | 295.8 |
| 12 | 1'36.745 * | 26.114 | 20.583 | 27.137* | 22.911* | 295.8 |
| | PIT | 26.128 | 20.802 | 25.547 | 17.585 | 295.8 |

8th **33** **Brad BINDER** KTM RSA
Red Bull KTM Factory Racing
Runs=2 Total laps=19 Full laps=16 Valid laps=15

| Run # | 1 | Front Tyre | Slick-Soft | Rear Tyre | Slick-Medium | Speed |
|-------|----------|------------|------------|-----------|--------------|-------|
| | | New Tyre | | New Tyre | | |
| 1 | 2'32.080 | 39.871 | 25.470 | 30.715 | 25.173 | 272.0 |
| 2 | 1'45.279 | 30.911 | 23.451 | 27.754 | 23.163 | 289.5 |
| 3 | 1'42.959 | 28.955 | 22.754 | 27.712 | 23.538 | 288.7 |
| 4 | 1'38.177 | 27.749 | 21.686 | 26.703 | 22.039 | 291.8 |
| 5 | 1'37.287 | 27.727 | 21.466 | 26.387 | 21.707 | 292.6 |
| 6 | 1'35.411 | 27.056 | 21.140 | 25.916 | 21.299 | 290.3 |
| 7 | 1'34.673 | 26.717 | 20.966 | 25.756 | 21.234 | 292.6 |
| 8 | 1'34.349 | 26.654 | 20.990 | 25.491 | 21.214 | 291.8 |
| 9 | 1'34.212 | 26.492 | 20.906 | 25.579 | 21.235 | 292.6 |
| 10 | 1'36.892 | 28.560 | 21.352 | 25.690 | 21.290 | 293.4 |

| Run # | 2 | Front Tyre | Slick-Soft | Rear Tyre | Slick-Soft | Speed |
|-------|------------|------------|------------|-----------|------------|-------|
| | | New Tyre | | New Tyre | | |
| 13 | 1'58.839 | 42.560 | 23.284 | 27.357 | 25.638 | 291.1 |
| 14 | 1'35.849 | 27.442 | 21.184 | 25.956 | 21.267 | 295.8 |
| 15 | 1'33.521 | 26.356 | 20.940 | 25.248 | 20.977 | 298.3 |
| 16 | 1'36.096 * | 28.948* | 20.757 | 25.361 | 21.030 | 295.0 |
| 17 | 1'32.836 | 26.156 | 20.672 | 25.159 | 20.849 | 295.8 |
| 18 | 1'32.654 | 25.974 | 20.627 | 25.067 | 20.986 | 295.0 |
| 19 | 1'33.649 | 26.115 | 20.760 | 25.143 | 21.631 | 295.0 |

9th **20** **Fabio QUARTARARO** YAMAHA FRA
Monster Energy Yamaha MotoGP Team
Runs=2 Total laps=15 Full laps=12 Valid laps=12

| Run # | 1 | Front Tyre | Slick-Soft | Rear Tyre | Slick-Medium | Speed |
|-------|------------|------------------|------------|------------------|--------------|-------|
| | | New Tyre | | New Tyre | | |
| 1 | 20'26.218 | 37.327 | 23.849 | 28.406 | 23.570 | 283.4 |
| 2 | 1'39.616 | 28.980 | 21.943 | 26.524 | 22.169 | 289.5 |
| 3 | 1'35.852 | 27.190 | 21.441 | 25.756 | 21.465 | 291.1 |
| 4 | 1'34.108 | 26.529 | 21.025 | 25.313 | 21.241 | 292.6 |
| 5 | 1'33.864 | 26.420 | 21.103 | 25.252 | 21.089 | 291.8 |
| 6 | 1'33.601 | 26.444 | 20.978 | 25.140 | 21.039 | 291.8 |
| 7 | 1'33.339 | 26.137 | 20.923 | 25.221 | 21.058 | 291.8 |
| 8 | 1'33.013 | 26.084 | 20.822 | 25.131 | 20.976 | 291.1 |
| 9 | 1'32.882 | 26.114 | 20.797 | 25.077 | 20.894 | 293.4 |
| 10 | 1'32.274 P | 26.071 | 23.017 | 26.281 | 16.905 | 288.7 |
| Run # | 2 | Front Tyre | Slick-Soft | Rear Tyre | Slick-Medium | Speed |
| | | 10 Laps at start | | 10 Laps at start | | |
| 11 | 1'43.301 | 34.489 | 21.570 | 25.761 | 21.481 | 291.1 |
| 12 | 1'33.584 | 26.365 | 21.007 | 25.156 | 21.056 | 291.8 |
| 13 | 1'32.825 | 26.040 | 20.781 | 25.037 | 20.967 | 292.6 |
| 14 | 1'32.741 | 25.963 | 20.802 | 25.051 | 20.925 | 293.4 |
| 15 | 1'32.954 | 26.000 | 20.852 | 25.146 | 20.956 | 294.2 |

10th **43** **Jack MILLER** KTM AUS
Red Bull KTM Factory Racing
Runs=2 Total laps=16 Full laps=13 Valid laps=10

| Run # | 1 | Front Tyre | Slick-Soft | Rear Tyre | Slick-Medium | Speed |
|-------|------------|-----------------|------------|-----------------|--------------|-------|
| | | New Tyre | | New Tyre | | |
| 1 | 15'33.440 | 36.821 | 23.926 | 28.595 | 23.222 | 287.2 |
| 2 | 1'40.906 | 30.253 | 22.018 | 26.741 | 21.894 | 293.4 |
| 3 | 1'36.526 | 27.280 | 21.415 | 26.275 | 21.556 | 295.0 |
| 4 | 1'35.038 | 26.735 | 21.057 | 25.733 | 21.513 | 294.2 |
| 5 | 1'33.958 | 26.494 | 20.918 | 25.521 | 21.025 | 294.2 |
| 6 | 1'37.731 * | 29.145* | 21.438 | 25.895 | 21.253 | 295.0 |
| 7 | 1'34.149 | 26.600 | 20.951 | 25.507 | 21.091 | 295.0 |
| 8 | 1'36.969 P | 26.464 | 20.771 | 26.677 | 23.057 | 292.6 |
| Run # | 2 | Front Tyre | Slick-Soft | Rear Tyre | Slick-Medium | Speed |
| | | 8 Laps at start | | 8 Laps at start | | |
| 9 | 1'47.699 | 36.672 | 22.223 | 26.803 | 22.001 | 288.0 |
| 10 | 1'44.491 | 27.159 | 26.417 | 28.530 | 22.385 | 293.4 |
| 11 | 1'39.253 | 26.349 | 20.856 | 25.249 | 26.799 | 295.8 |
| 12 | 1'33.560 | 26.315 | 20.981 | 25.306 | 20.958 | 297.5 |
| 13 | 1'32.748 | 26.047 | 20.660 | 25.215 | 20.826 | 296.7 |
| 14 | 1'37.262 * | 29.023* | 21.135 | 26.084 | 21.020 | 293.4 |

Fastest Lap: Marc MARQUEZ Gresini Racing MotoG SPA 1'32.082 25.830 20.528 25.087 20.637

These data/results cannot be reproduced, stored and/or transmitted in whole or in part by any manner of electronic, mechanical, photocopying, recording, broadcasting or otherwise now known or herein after developed without the previous express consent by the copyright owner, except for reproduction in daily press and regular printed publications on sale to the public within 60 days of the event related to those data/results and always provided that copyright symbol appears together as follows below.
© DORNA, 2024

Free Practice Nr. 1

MotoGP

| Lap | Lap Time | T1 | T2 | T3 | T4 | Speed | Lap | Lap Time | T1 | T2 | T3 | T4 | Speed |
|-----|------------|---------|--------|--------|--------|-------|-----|----------|--------|--------|--------|--------|-------|
| 15 | 1'33.032 | 26.056 | 20.640 | 25.193 | 21.143 | 295.0 | 10 | 1'33.756 | 26.468 | 20.920 | 25.279 | 21.089 | 295.0 |
| 16 | 1'43.906 * | 30.836* | 22.558 | 28.692 | 21.820 | 207.2 | 11 | 1'33.114 | 26.116 | 20.901 | 25.092 | 21.005 | 295.8 |
| | | | | | | | 12 | 1'32.910 | 26.090 | 20.851 | 25.052 | 20.917 | 295.8 |

11th 88 Miguel OLIVEIRA APRILIA POR
Trackhouse Racing
Runs=1 Total laps=13 Full laps=12 Valid laps=10

| Run # | 1 | Front Tyre | Slick-Soft | Rear Tyre | Slick-Medium | Speed |
|-------|------------|------------|------------|-----------|--------------|-------|
| | | New Tyre | | New Tyre | | |
| 1 | 26'58.913 | 40.731 | 23.594 | 28.265 | 22.919 | 286.4 |
| 2 | 1'39.544 | 28.344 | 22.271 | 26.689 | 22.240 | 292.6 |
| 3 | 1'36.051 * | 27.166 | 21.469 | 25.984 | 21.432* | 294.2 |
| 4 | 1'34.666 | 26.592 | 21.111 | 25.790 | 21.173 | 293.4 |
| 5 | 1'35.036 | 26.508 | 21.190 | 25.663 | 21.675 | 295.0 |
| 6 | 1'33.642 | 26.359 | 20.938 | 25.325 | 21.020 | 295.0 |
| 7 | 1'33.473 | 26.204 | 20.800 | 25.455 | 21.014 | 293.4 |
| 8 | 1'34.503 | 26.233 | 20.879 | 25.614 | 21.777 | 294.2 |
| 9 | 1'33.308 | 26.197 | 20.782 | 25.364 | 20.965 | 294.2 |
| 10 | 1'33.380 | 26.140 | 20.865 | 25.376 | 20.999 | 294.2 |
| 11 | 1'38.951 * | 29.680* | 21.321 | 26.350 | 21.600 | 287.2 |
| 12 | 1'34.245 | 26.824 | 20.933 | 25.409 | 21.079 | 295.0 |
| 13 | 1'32.823 | 26.069 | 20.685 | 25.192 | 20.877 | 295.0 |

12th 23 Enea BASTIANINI DUCATI ITA
Ducati Lenovo Team
Runs=2 Total laps=11 Full laps=8 Valid laps=6

| Run # | 1 | Front Tyre | Slick-Soft | Rear Tyre | Slick-Medium | Speed |
|-------|------------|-----------------|------------|-----------------|--------------|-------|
| | | New Tyre | | New Tyre | | |
| 1 | 24'48.222 | 35.708 | 24.267 | 28.694 | 23.265 | 278.3 |
| 2 | 1'39.960 | 28.665 | 22.269 | 26.777 | 22.249 | 291.8 |
| 3 | 1'36.733 | 27.435 | 21.620 | 26.028 | 21.650 | 291.8 |
| 4 | 1'35.958 * | 27.383* | 21.533 | 25.667 | 21.375 | 295.0 |
| 5 | 1'33.953 | 26.400 | 21.073 | 25.331 | 21.149 | 295.8 |
| 6 | 1'33.773 | 26.392 | 20.930 | 25.383 | 21.068 | 295.0 |
| 7 | 1'30.738 P | 27.253* | 21.144 | 25.534 | 16.807 | 294.2 |
| Run # | 2 | Front Tyre | Slick-Soft | Rear Tyre | Slick-Medium | Speed |
| | | 7 Laps at start | | 7 Laps at start | | |
| 8 | 1'43.971 | 34.586 | 21.848 | 25.877 | 21.660 | 295.0 |
| 9 | 1'34.799 * | 26.366 | 21.015 | 26.191* | 21.227 | 295.8 |
| 10 | 1'33.071 | 26.173 | 20.757 | 25.223 | 20.918 | 296.7 |
| 11 | 1'32.825 | 26.056 | 20.699 | 25.143 | 20.927 | 296.7 |

13th 41 Aleix ESPARGARO APRILIA SPA
Aprilia Racing
Runs=2 Total laps=12 Full laps=9 Valid laps=8

| Run # | 1 | Front Tyre | Slick-Soft | Rear Tyre | Slick-Medium | Speed |
|-------|------------|-----------------|------------|-----------------|--------------|-------|
| | | New Tyre | | New Tyre | | |
| 1 | 23'35.790 | 36.093 | 23.768 | 27.951 | 22.717 | 285.7 |
| 2 | 1'39.022 * | 28.020 | 22.224 | 26.951* | 21.827 | 292.6 |
| 3 | 1'36.508 | 27.171 | 21.860 | 25.867 | 21.610 | 293.4 |
| 4 | 1'35.164 | 26.675 | 21.293 | 25.774 | 21.422 | 295.8 |
| 5 | 1'34.596 | 26.541 | 21.146 | 25.560 | 21.349 | 296.7 |
| 6 | 1'33.918 | 26.368 | 21.032 | 25.315 | 21.203 | 295.0 |
| 7 | 1'33.949 P | 27.713 | 22.905 | 26.776 | 16.555 | 281.2 |
| Run # | 2 | Front Tyre | Slick-Soft | Rear Tyre | Slick-Medium | Speed |
| | | 7 Laps at start | | 7 Laps at start | | |
| 8 | 1'48.734 | 35.557 | 24.625 | 26.604 | 21.948 | 291.1 |
| 9 | 1'34.859 | 26.709 | 21.417 | 25.501 | 21.232 | 294.2 |

14th 25 Raul FERNANDEZ APRILIA SPA
Trackhouse Racing
Runs=2 Total laps=12 Full laps=9 Valid laps=9

| Run # | 1 | Front Tyre | Slick-Soft | Rear Tyre | Slick-Medium | Speed |
|-------|------------|-----------------|------------|-----------------|--------------|-------|
| | | New Tyre | | New Tyre | | |
| 1 | 21'45.627 | 36.247 | 24.696 | 29.042 | 23.404 | 277.6 |
| 2 | 1'43.121 | 28.788 | 25.026 | 26.996 | 22.311 | 287.2 |
| 3 | 1'37.073 | 27.458 | 22.107 | 25.943 | 21.565 | 288.0 |
| 4 | 1'34.833 | 26.701 | 21.299 | 25.580 | 21.253 | 289.5 |
| 5 | 1'34.628 | 26.322 | 21.442 | 25.505 | 21.359 | 293.4 |
| 6 | 1'35.423 P | 28.432 | 21.698 | 26.648 | 18.645 | 272.7 |
| Run # | 2 | Front Tyre | Slick-Soft | Rear Tyre | Slick-Medium | Speed |
| | | 6 Laps at start | | 6 Laps at start | | |
| 7 | 1'46.770 | 36.580 | 22.446 | 26.182 | 21.562 | 289.5 |
| 8 | 1'36.194 | 26.434 | 21.257 | 26.912 | 21.591 | 291.1 |
| 9 | 1'33.548 | 26.109 | 20.984 | 25.282 | 21.173 | 291.8 |
| 10 | 1'33.403 | 26.071 | 21.019 | 25.257 | 21.056 | 293.4 |
| 11 | 1'33.133 | 26.022 | 20.874 | 25.248 | 20.989 | 293.4 |
| 12 | 1'37.526 | 27.333 | 21.941 | 26.391 | 21.861 | 288.0 |

15th 37 Augusto FERNANDEZ KTM SPA
Red Bull GASGAS Tech3
Runs=2 Total laps=15 Full laps=12 Valid laps=12

| Run # | 1 | Front Tyre | Slick-Soft | Rear Tyre | Slick-Medium | Speed |
|-------|------------|-----------------|------------|-----------------|--------------|-------|
| | | New Tyre | | New Tyre | | |
| 1 | 17'17.174 | 36.188 | 25.739 | 29.123 | 22.767 | 272.0 |
| 2 | 1'38.296 | 27.586 | 22.181 | 26.829 | 21.700 | 288.7 |
| 3 | 1'35.471 | 26.642 | 21.421 | 26.198 | 21.210 | 291.8 |
| 4 | 1'34.483 | 26.431 | 21.092 | 25.671 | 21.289 | 294.2 |
| 5 | 1'34.093 | 26.353 | 20.995 | 25.718 | 21.027 | 293.4 |
| 6 | 1'33.990 | 26.215 | 20.855 | 25.865 | 21.055 | 294.2 |
| 7 | 1'33.957 | 26.179 | 20.959 | 25.669 | 21.150 | 295.0 |
| 8 | 1'33.725 | 26.236 | 20.979 | 25.539 | 20.971 | 291.1 |
| 9 | 1'32.786 P | 26.243 | 21.717 | 27.742 | 17.084 | 264.7 |
| Run # | 2 | Front Tyre | Slick-Soft | Rear Tyre | Slick-Medium | Speed |
| | | 9 Laps at start | | 9 Laps at start | | |
| 10 | 1'48.388 * | 37.631 | 22.786 | 26.383 | 21.588* | 291.8 |
| 11 | 1'33.929 | 26.329 | 20.972 | 25.642 | 20.986 | 293.4 |
| 12 | 1'33.297 | 26.114 | 20.799 | 25.477 | 20.907 | 294.2 |
| 13 | 1'33.328 | 26.019 | 20.762 | 25.541 | 21.006 | 291.8 |
| 14 | 1'33.367 | 26.066 | 20.913 | 25.497 | 20.891 | 293.4 |
| 15 | 1'33.237 | 26.124 | 20.748 | 25.481 | 20.884 | 293.4 |

16th 49 Fabio DI GIANNANTONI DUCATI ITA
Pertamina Enduro VR46 Racing Team
Runs=2 Total laps=9 Full laps=6 Valid laps=6

| Run # | 1 | Front Tyre | Slick-Soft | Rear Tyre | Slick-Medium | Speed |
|-------|-------------|------------|------------|-----------|--------------|-------|
| | | New Tyre | | New Tyre | | |
| 1 | 28'41.169 * | 37.006 | 24.436 | 27.797* | 22.718 | 286.4 |
| 2 | 1'36.735 | 27.744 | 21.580 | 25.899 | 21.512 | 291.8 |
| 3 | 1'34.177 | 26.266 | 21.202 | 25.398 | 21.311 | 292.6 |
| 4 | 1'33.631 | 26.144 | 21.017 | 25.361 | 21.109 | 291.8 |
| 5 | 1'33.465 | 26.185 | 21.033 | 25.190 | 21.057 | 292.6 |

Fastest Lap: Marc MARQUEZ Gresini Racing MotoG SPA 1'32.082 25.830 20.528 25.087 20.637

These data/results cannot be reproduced, stored and/or transmitted in whole or in part by any manner of electronic, mechanical, photocopying, recording, broadcasting or otherwise now known or herein after developed without the previous express consent by the copyright owner, except for reproduction in daily press and regular printed publications on sale to the public within 60 days of the event related to those data/results and always provided that copyright symbol appears together as follows below.
© DORNA, 2024



Free Practice Nr. 1

MotoGP

| Lap | Lap Time | T1 | T2 | T3 | T4 | Speed | Lap | Lap Time | T1 | T2 | T3 | T4 | Speed |
|----------------|---|-------------------------------|-----------------|------------------------------|-------------------------------|----------------|--|---|-------------------------------|--------|--------|--------|-------|
| 6 | 1'33.331 | 26.076 | 21.031 | 25.210 | 21.014 | 293.4 | 8 | 1'33.831 | 26.295 | 20.993 | 25.406 | 21.137 | 293.4 |
| 7 | 1'34.547 P | 28.097 | 22.021 | 26.856 | 17.573 | 288.0 | 9 | 1'40.728 | 30.117 | 23.154 | 25.978 | 21.479 | 292.6 |
| Run # 2 | Front Tyre Slick-Soft | Rear Tyre Slick-Medium | Run # 10 | Front Tyre Slick-Soft | Rear Tyre Slick-Medium | | 10 | 1'33.550 | 26.283 | 21.035 | 25.234 | 20.998 | 294.2 |
| | 7 Laps at start | 7 Laps at start | | 7 Laps at start | 7 Laps at start | | | | | | | | |
| 8 | 1'45.653 | 35.138 | 22.313 | 26.118 | 22.084 | 294.2 | 20th 36 | Joan MIR | HONDA | SPA | | | |
| 9 | 1'34.125 | 26.519 | 21.079 | 25.426 | 21.101 | 293.4 | | Repsol Honda Team | | | | | |
| 17th 10 | Luca MARINI | HONDA | ITA | | | | | Runs=2 Total laps=12 Full laps=9 Valid laps=9 | | | | | |
| | Repsol Honda Team | | | | | | Run # 1 | Front Tyre Slick-Soft | Rear Tyre Slick-Medium | | | | |
| | Runs=2 Total laps=11 Full laps=9 Valid laps=9 | | | | | | | New Tyre | New Tyre | | | | |
| Run # 1 | Front Tyre Wet-Medium | Rear Tyre Wet-Soft | Run # 1 | Front Tyre Slick-Soft | Rear Tyre Slick-Medium | | 1 | 21'46.118 | 35.753 | 22.840 | 27.374 | 22.147 | 288.7 |
| | New Tyre | New Tyre | | New Tyre | New Tyre | | 2 | 1'37.719 | 27.789 | 21.939 | 26.349 | 21.642 | 291.1 |
| 1 | 1'58.849 P | 36.267 | 25.399 | 30.916 | 18.384 | 267.9 | 3 | 1'35.531 | 26.797 | 21.265 | 25.863 | 21.606 | 291.8 |
| Run # 2 | Front Tyre Slick-Soft | Rear Tyre Slick-Medium | | | | 4 | 1'34.442 | 26.575 | 21.091 | 25.536 | 21.240 | 295.0 | |
| | New Tyre | New Tyre | | | | 5 | 1'35.410 | 27.120 | 21.473 | 25.627 | 21.190 | 295.8 | |
| 2 | 1'47.576 | 36.168 | 22.444 | 26.899 | 22.065 | 294.2 | 6 | 1'34.447 | 26.470 | 20.985 | 25.818 | 21.174 | 294.2 |
| 3 | 1'36.433 | 27.220 | 21.401 | 26.213 | 21.599 | 285.7 | 7 | 1'35.089 P | 28.422 | 21.942 | 26.825 | 17.900 | 287.2 |
| 4 | 1'34.417 | 26.392 | 21.126 | 25.711 | 21.188 | 295.0 | Run # 2 | Front Tyre Slick-Soft | Rear Tyre Slick-Medium | | | | |
| 5 | 1'38.645 | 26.736 | 21.133 | 25.778 | 24.998 | 295.8 | | 7 Laps at start | 7 Laps at start | | | | |
| 6 | 1'33.741 | 26.381 | 20.857 | 25.479 | 21.024 | 293.4 | 8 | 1'44.776 | 35.095 | 22.155 | 26.163 | 21.363 | 291.8 |
| 7 | 1'40.157 | 28.338 | 23.386 | 26.803 | 21.630 | 288.0 | 9 | 1'34.543 | 26.620 | 21.139 | 25.644 | 21.140 | 291.8 |
| 8 | 1'35.479 | 27.369 | 21.208 | 25.766 | 21.136 | 295.0 | 10 | 1'34.098 | 26.387 | 20.946 | 25.616 | 21.149 | 291.8 |
| 9 | 1'33.390 | 26.284 | 20.879 | 25.316 | 20.911 | 295.8 | 11 | 1'33.840 | 26.250 | 20.958 | 25.489 | 21.143 | 292.6 |
| 10 | 1'33.475 | 26.282 | 20.951 | 25.272 | 20.970 | 295.8 | 12 | 1'33.767 | 26.231 | 20.908 | 25.522 | 21.106 | 293.4 |
| 11 | 1'33.408 | 26.309 | 20.817 | 25.313 | 20.969 | 295.8 | | PIT | 31.435 | 21.994 | 26.080 | 18.160 | 293.4 |
| | PIT | 28.933 | 25.895 | 28.091 | 18.852 | 281.2 | 21st 72 | Marco BEZZECCHI | DUCATI | ITA | | | |
| 18th 5 | Johann ZARCO | HONDA | FRA | | | | | Pertamina Enduro VR46 Racing Team | | | | | |
| | CASTROL Honda LCR | | | | | | | Runs=2 Total laps=14 Full laps=11 Valid laps=10 | | | | | |
| | Runs=1 Total laps=10 Full laps=9 Valid laps=9 | | | | | | Run # 1 | Front Tyre Slick-Soft | Rear Tyre Slick-Medium | | | | |
| Run # 1 | Front Tyre Slick-Soft | Rear Tyre Slick-Medium | | | | | New Tyre | New Tyre | | | | | |
| | New Tyre | New Tyre | | | | 1 | 6'57.944 | 38.164 | 25.465 | 29.874 | 24.544 | 267.3 | |
| 1 | 30'59.962 | 35.241 | 23.593 | 27.242 | 22.799 | 281.9 | 2 | 1'44.544 | 29.504 | 23.332 | 28.110 | 23.598 | 286.4 |
| 2 | 1'37.250 | 27.623 | 21.737 | 26.289 | 21.601 | 290.3 | 3 | 1'39.690 | 28.353 | 22.326 | 26.619 | 22.392 | 291.8 |
| 3 | 1'35.005 | 26.770 | 21.268 | 25.661 | 21.306 | 292.6 | 4 | 1'37.266 | 27.231 | 21.775 | 26.437 | 21.823 | 292.6 |
| 4 | 1'34.324 | 26.423 | 20.986 | 25.765 | 21.150 | 292.6 | 5 | 1'36.115 | 26.905 | 21.555 | 25.908 | 21.747 | 294.2 |
| 5 | 1'33.862 | 26.286 | 20.943 | 25.590 | 21.043 | 292.6 | 6 | 1'35.989 | 26.807 | 21.498 | 25.978 | 21.706 | 294.2 |
| 6 | 1'33.991 | 26.432 | 20.831 | 25.782 | 20.946 | 292.6 | 7 | 1'39.683 P | 31.038* | 22.897 | 27.617 | 18.131 | 281.2 |
| 7 | 1'33.430 | 26.171 | 20.814 | 25.495 | 20.950 | 293.4 | Run # 2 | Front Tyre Slick-Soft | Rear Tyre Slick-Medium | | | | |
| 8 | 1'35.648 | 26.341 | 20.816 | 26.064 | 22.427 | 292.6 | | 7 Laps at start | 7 Laps at start | | | | |
| 9 | 1'33.472 | 26.144 | 20.747 | 25.538 | 21.043 | 293.4 | 8 | 1'52.195 | 35.582 | 25.127 | 27.093 | 24.393 | 293.4 |
| 10 | 1'36.942 | 26.266 | 20.876 | 26.053 | 23.747 | 291.8 | 9 | 1'35.553 | 26.947 | 21.512 | 25.488 | 21.606 | 295.0 |
| 19th 30 | Takaaki NAKAGAMI | HONDA | JPN | | | | 10 | 1'34.539 | 26.456 | 21.389 | 25.263 | 21.431 | 295.8 |
| | IDEMITSU Honda LCR | | | | | | 11 | 1'33.927 | 26.246 | 21.170 | 25.287 | 21.224 | 297.5 |
| | Runs=2 Total laps=10 Full laps=7 Valid laps=7 | | | | | | 12 | 1'33.878 | 26.171 | 21.144 | 25.303 | 21.260 | 297.5 |
| Run # 1 | Front Tyre Slick-Soft | Rear Tyre Slick-Medium | | | | | | | | | | | |
| | New Tyre | New Tyre | | | | 13 | 1'37.784 * | 27.666* | 21.218 | 27.466 | 21.434 | 238.4 | |
| 1 | 26'31.650 | 36.172 | 25.025 | 32.471 | 23.810 | 161.1 | 14 | 1'43.936 | 26.144 | 24.964 | 30.617 | 22.211 | 232.2 |
| 2 | 1'41.024 | 29.131 | 22.653 | 27.003 | 22.237 | 288.7 | 22nd 42 | Alex RINS | YAMAHA | SPA | | | |
| 3 | 1'34.383 P | 27.562 | 21.677 | 26.177 | 18.967 | 288.7 | | Monster Energy Yamaha MotoGP Team | | | | | |
| Run # 2 | Front Tyre Slick-Soft | Rear Tyre Slick-Medium | | | | | Runs=1 Total laps=3 Full laps=2 Valid laps=2 | | | | | | |
| | 3 Laps at start | 3 Laps at start | | | | Run # 1 | Front Tyre Slick-Soft | Rear Tyre Slick-Medium | | | | | |
| 4 | 1'51.103 | 35.262 | 23.580 | 29.716 | 22.545 | 225.9 | | New Tyre | New Tyre | | | | |
| 5 | 1'36.961 | 27.570 | 21.669 | 26.018 | 21.704 | 290.3 | 1 | 36'12.646 | 37.494 | 24.845 | 28.735 | 23.174 | 281.2 |
| 6 | 1'35.016 | 26.796 | 21.242 | 25.590 | 21.388 | 291.8 | 2 | 1'45.973 | 30.403 | 26.239 | 27.008 | 22.323 | 288.7 |
| 7 | 1'34.245 | 26.412 | 21.148 | 25.451 | 21.234 | 292.6 | 3 | 1'37.834 | 27.534 | 21.666 | 26.761 | 21.873 | 288.7 |
| | | | | | | | | PIT | 30.053 | 22.130 | 27.044 | 18.210 | 287.2 |

Fastest Lap: Marc MARQUEZ Gresini Racing MotoG SPA 1'32.082 25.830 20.528 25.087 20.637

These data/results cannot be reproduced, stored and/or transmitted in whole or in part by any manner of electronic, mechanical, photocopying, recording, broadcasting or otherwise now known or herein after developed without the previous express consent by the copyright owner, except for reproduction in daily press and regular printed publications on sale to the public within 60 days of the event related to those data/results and always provided that copyright symbol appears together as follows below.
© DORNA, 2024

Official MotoGP Timing by TISSOT
www.motogp.com





4226 m.

GRAN PREMIO PRAMAC DELL'EMILIA-ROMAGNA

Free Practice Nr. 1

Best Partial Times

MotoGP™

IT Ideal Lap Time, sum of the best partial times

BT Best Lap Time

| T1 | | T2 | | T3 | | T4 | | | | IT | | BT | |
|-----|----------------|---------------|----------------|---------------|----------------|---------------|----------------|---------------|-----|----------------|----------|----------|------|
| Pos | Rider | Time | Rider | Time | Rider | Time | Rider | Time | Pos | Rider | IT | BT | |
| 1 | M.MARQUEZ | 25.830 | M.MARQUEZ | 20.528 | J.MARTIN | 24.928 | M.MARQUEZ | 20.625 | 1 | M.MARQUEZ | 1'32.003 | 1'32.082 | (1) |
| 2 | J.MARTIN | 25.836 | J.MARTIN | 20.569 | F.MORBIDELLI | 24.937 | F.BAGNAIA | 20.732 | 2 | J.MARTIN | 1'32.069 | 1'32.145 | (2) |
| 3 | F.MORBIDELLI | 25.927 | P.ACOSTA | 20.583 | A.MARQUEZ | 24.953 | J.MARTIN | 20.736 | 3 | F.MORBIDELLI | 1'32.268 | 1'32.268 | (3) |
| 4 | F.QUARTARARO | 25.963 | F.BAGNAIA | 20.603 | M.VIÑALES | 24.979 | P.ACOSTA | 20.776 | 4 | F.BAGNAIA | 1'32.373 | 1'32.373 | (4) |
| 5 | B.BINDER | 25.974 | A.MARQUEZ | 20.616 | F.BAGNAIA | 25.007 | F.MORBIDELLI | 20.778 | 5 | M.VIÑALES | 1'32.491 | 1'32.491 | (5) |
| 6 | M.VIÑALES | 26.003 | F.MORBIDELLI | 20.626 | M.MARQUEZ | 25.020 | J.MILLER | 20.826 | 6 | P.ACOSTA | 1'32.499 | 1'32.618 | (7) |
| 7 | A.FERNANDEZ | 26.019 | B.BINDER | 20.627 | F.QUARTARARO | 25.037 | M.VIÑALES | 20.828 | 7 | B.BINDER | 1'32.517 | 1'32.654 | (8) |
| 8 | R.FERNANDEZ | 26.022 | J.MILLER | 20.640 | A.ESPARGARO | 25.052 | B.BINDER | 20.849 | 8 | A.MARQUEZ | 1'32.538 | 1'32.546 | (6) |
| 9 | F.BAGNAIA | 26.031 | M.VIÑALES | 20.681 | P.ACOSTA | 25.063 | M.OLIVEIRA | 20.877 | 9 | F.QUARTARARO | 1'32.675 | 1'32.741 | (9) |
| 10 | J.MILLER | 26.047 | M.OLIVEIRA | 20.685 | B.BINDER | 25.067 | A.FERNANDEZ | 20.884 | 10 | J.MILLER | 1'32.706 | 1'32.748 | (10) |
| 11 | A.MARQUEZ | 26.053 | E.BASTIANINI | 20.699 | E.BASTIANINI | 25.143 | F.QUARTARARO | 20.894 | 11 | E.BASTIANINI | 1'32.816 | 1'32.825 | (12) |
| 12 | E.BASTIANINI | 26.056 | J.ZARCO | 20.747 | F.DI GIANNANTO | 25.190 | L.MARINI | 20.911 | 12 | M.OLIVEIRA | 1'32.823 | 1'32.823 | (11) |
| 13 | M.OLIVEIRA | 26.069 | A.FERNANDEZ | 20.748 | M.OLIVEIRA | 25.192 | A.MARQUEZ | 20.916 | 13 | A.ESPARGARO | 1'32.910 | 1'32.910 | (13) |
| 14 | F.DI GIANNANTO | 26.076 | F.QUARTARARO | 20.781 | J.MILLER | 25.193 | A.ESPARGARO | 20.917 | 14 | A.FERNANDEZ | 1'33.128 | 1'33.237 | (15) |
| 15 | P.ACOSTA | 26.077 | L.MARINI | 20.817 | T.NAKAGAMI | 25.234 | E.BASTIANINI | 20.918 | 15 | R.FERNANDEZ | 1'33.133 | 1'33.133 | (14) |
| 16 | A.ESPARGARO | 26.090 | A.ESPARGARO | 20.851 | R.FERNANDEZ | 25.248 | J.ZARCO | 20.946 | 16 | L.MARINI | 1'33.282 | 1'33.390 | (17) |
| 17 | J.ZARCO | 26.144 | R.FERNANDEZ | 20.874 | M.BEZZECCHI | 25.263 | R.FERNANDEZ | 20.989 | 17 | F.DI GIANNANTO | 1'33.297 | 1'33.331 | (16) |
| 18 | M.BEZZECCHI | 26.144 | J.MIR | 20.908 | L.MARINI | 25.272 | T.NAKAGAMI | 20.998 | 18 | J.ZARCO | 1'33.332 | 1'33.430 | (18) |
| 19 | J.MIR | 26.231 | T.NAKAGAMI | 20.993 | A.FERNANDEZ | 25.477 | F.DI GIANNANTO | 21.014 | 19 | T.NAKAGAMI | 1'33.508 | 1'33.550 | (19) |
| 20 | L.MARINI | 26.282 | F.DI GIANNANTO | 21.017 | J.MIR | 25.489 | J.MIR | 21.106 | 20 | J.MIR | 1'33.734 | 1'33.767 | (20) |
| 21 | T.NAKAGAMI | 26.283 | M.BEZZECCHI | 21.144 | J.ZARCO | 25.495 | M.BEZZECCHI | 21.224 | 21 | M.BEZZECCHI | 1'33.775 | 1'33.878 | (21) |
| 22 | A.RINS | 27.534 | A.RINS | 21.666 | A.RINS | 26.761 | A.RINS | 21.873 | 22 | A.RINS | 1'37.834 | 1'37.834 | (22) |

These data/results cannot be reproduced, stored and/or transmitted in whole or in part by any manner of electronic, mechanical, photocopying, recording, broadcasting or otherwise now known or herein after developed without the previous express consent by the copyright owner, except for reproduction in daily press and regular printed publications on sale to the public within 60 days of the event related to those data/results and always provided that copyright symbol appears together as follows below.

© DORNA, 2024

GRAN PREMIO PRAMAC DELL'EMILIA-ROMAGNA**Free Practice Nr. 1****Fastest Laps Sequence**

4226 m.

| <i>Practice Time</i> |  <i>Rider</i> | <i>Nation</i> | <i>Motorcycle</i> | <i>Time</i> | <i>Km/h</i> | <i>Rider's Lap</i> |
|----------------------|--|---------------|-------------------|-----------------|-------------|--------------------|
| 3'49.159 | 31 Pedro ACOSTA | SPA | KTM | 1'46.177 | 143.2 | 2 |
| 4'17.359 | 33 Brad BINDER | RSA | KTM | 1'45.279 | 144.5 | 2 |
| 6'00.318 | 33 Brad BINDER | RSA | KTM | 1'42.959 | 147.7 | 3 |
| 7'38.495 | 33 Brad BINDER | RSA | KTM | 1'38.177 | 154.9 | 4 |
| 9'15.782 | 33 Brad BINDER | RSA | KTM | 1'37.287 | 156.3 | 5 |
| 10'51.193 | 33 Brad BINDER | RSA | KTM | 1'35.411 | 159.4 | 6 |
| 12'25.866 | 33 Brad BINDER | RSA | KTM | 1'34.673 | 160.6 | 7 |
| 14'00.215 | 33 Brad BINDER | RSA | KTM | 1'34.349 | 161.2 | 8 |
| 15'34.427 | 33 Brad BINDER | RSA | KTM | 1'34.212 | 161.4 | 9 |
| 18'45.162 | 33 Brad BINDER | RSA | KTM | 1'33.843 | 162.1 | 11 |
| 26'32.763 | 12 Maverick VIÑALES | SPA | APRILIA | 1'33.534 | 162.6 | 5 |
| 29'41.255 | 12 Maverick VIÑALES | SPA | APRILIA | 1'33.331 | 163.0 | 7 |
| 31'29.611 | 20 Fabio QUARTARARO | FRA | YAMAHA | 1'33.013 | 163.5 | 8 |
| 33'02.493 | 20 Fabio QUARTARARO | FRA | YAMAHA | 1'32.882 | 163.7 | 9 |
| 36'13.751 | 31 Pedro ACOSTA | SPA | KTM | 1'32.750 | 164.0 | 10 |
| 37'46.369 | 31 Pedro ACOSTA | SPA | KTM | 1'32.618 | 164.2 | 11 |
| 38'56.560 | 89 Jorge MARTIN | SPA | DUCATI | 1'32.260 | 164.8 | 9 |
| 40'28.705 | 89 Jorge MARTIN | SPA | DUCATI | 1'32.145 | 165.1 | 10 |
| 44'56.793 | 93 Marc MARQUEZ | SPA | DUCATI | 1'32.120 | 165.1 | 9 |
| 46'28.875 | 93 Marc MARQUEZ | SPA | DUCATI | 1'32.082 | 165.2 | 10 |

These data/results cannot be reproduced, stored and/or transmitted in whole or in part by any manner of electronic, mechanical, photocopying, recording, broadcasting or otherwise now known or herein after developed without the previous express consent by the copyright owner, except for reproduction in daily press and regular printed publications on sale to the public within 60 days of the event related to those data/results and always provided that copyright symbol appears together as follows below.

© DORNA, 2024