


4226 m.

GRAN PREMIO PRAMAC DELL'EMILIA-ROMAGNA

Qualifying Nr. 1

Classification

17

	Rider	Nation	Team	Motorcycle	Time	Lap	Total	Gap	Top Speed
1	33 Brad BINDER	RSA	Red Bull KTM Factory Racing	KTM	1'31.070	6	7		298.3
2	88 Miguel OLIVEIRA	POR	Trackhouse Racing	APRILIA	1'31.146	6	8	0.076 0.076	300.8
3	49 Fabio DI GIANNANTONIO	ITA	Pertamina Enduro VR46 Racing Te	DUCATI	1'31.285	7	8	0.215 0.139	298.3
4	25 Raul FERNANDEZ	SPA	Trackhouse Racing	APRILIA	1'31.402	6	8	0.332 0.117	298.3
5	10 Luca MARINI	ITA	Repsol Honda Team	HONDA	1'31.428	7	8	0.358 0.026	297.5
6	36 Joan MIR	SPA	Repsol Honda Team	HONDA	1'31.450	7	8	0.380 0.022	301.6
7	5 Johann ZARCO	FRA	CASTROL Honda LCR	HONDA	1'31.501	7	8	0.431 0.051	300.0
8	37 Augusto FERNANDEZ	SPA	Red Bull GASGAS Tech3	KTM	1'31.554	6	6	0.484 0.053	297.5
9	43 Jack MILLER	AUS	Red Bull KTM Factory Racing	KTM	1'31.695	7	8	0.625 0.141	300.0
10	30 Takaaki NAKAGAMI	JPN	IDEMITSU Honda LCR	HONDA	1'32.061	8	9	0.991 0.366	295.8
11	73 Alex MARQUEZ	SPA	Gresini Racing MotoGP	DUCATI	1'32.332	2	7	1.262 0.271	299.1
Not classified									
*	42 Alex RINS	SPA	Monster Energy Yamaha MotoGP	YAMAHA					

Practice condition: Dry

Air: 22°

Humidity: 69%

Ground: 27°

Fastest Lap:	Lap: 6	Brad BINDER	1'31.070	167 Km/h
Best Race Lap:	2024	Marc MARQUEZ	1'31.564	166.1 Km/h
All-Time Lap Record:	2024	Francesco BAGNAIA	1'30.286	168.5 Km/h

The results are provisional until the end of the limit for protest and appeals.

Time limit for protest expires 60' after publication of the results - Time:

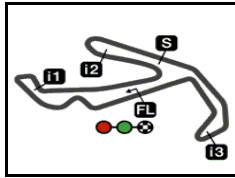
These data/results cannot be reproduced, stored and/or transmitted in whole or in part by any manner of electronic, mechanical, photocopying, recording, broadcasting or otherwise now known or herein after developed without the previous express consent by the copyright owner, except for reproduction in daily press and regular printed publications on sale to the public within 60 days of the event related to those data/results and always provided that copyright symbol appears together as follows below.

© DORNA, 2024

Official MotoGP Timing by TISSOT
www.motogp.com



Misano Adriatico, Saturday, September 21, 2024



4226 m.

GRAN PREMIO PRAMAC DELL'EMILIA-ROMAGNA

Qualifying Nr. 1

Top Speed & Average

18



Rider	Nation	Motorcycle	Top 5 speeds					Average	Top
36 Joan MIR	SPA	HONDA	301.6	301.6	300.8	300.8	299.1	300.8	301.6
88 Miguel OLIVEIRA	POR	APRILIA	300.8	300.8	300.8	300.8	300.8	300.8	300.8
5 Johann ZARCO	FRA	HONDA	300.0	297.5	297.5	296.7	296.7	297.7	300.0
43 Jack MILLER	AUS	KTM	300.0	297.5	297.5	296.7	296.7	297.5	300.0
73 Alex MARQUEZ	SPA	DUCATI	299.1	299.1	296.7	296.7	295.8	297.2	299.1
25 Raul FERNANDEZ	SPA	APRILIA	298.3	297.5	296.7	296.7	294.2	296.7	298.3
33 Brad BINDER	RSA	KTM	298.3	298.3	297.5	296.7	295.8	297.1	298.3
49 Fabio DI GIANNANTONIO	ITA	DUCATI	298.3	298.3	296.7	295.8	295.0	296.3	298.3
10 Luca MARINI	ITA	HONDA	297.5	297.5	297.5	297.5	297.5	297.5	297.5
37 Augusto FERNANDEZ	SPA	KTM	297.5	297.5	297.5	297.5	296.7	297.3	297.5
30 Takaaki NAKAGAMI	JPN	HONDA	295.8	295.8	295.0	295.0	294.2	295.2	295.8

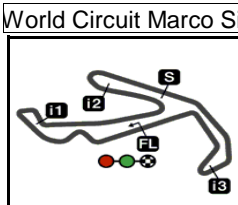
These data/results cannot be reproduced, stored and/or transmitted in whole or in part by any manner of electronic, mechanical, photocopying, recording, broadcasting or otherwise now known or herein after developed without the previous express consent by the copyright owner, except for reproduction in daily press and regular printed publications on sale to the public within 60 days of the event related to those data/results and always provided that copyright symbol appears together as follows below.

© DORNA, 2024

Official MotoGP Timing by TISSOT
www.motogp.com



Misano Adriatico, Saturday, September 21, 2024



4226 m.

GRAN PREMIO PRAMAC DELL'EMILIA-ROMAGNA

Qualifying Nr. 1

Chronological Analysis of Performances

19

* Lap / Sector time cancelled

T1 Time from finish line to 1st intermediate

T3 Time from 2nd intermed. to 3rd intermed.

P Crossing the finish line in pit lane

T2 Time from 1st intermed. to 2nd intermed.

T4 Time from 3rd intermediate to finish line

**Tyre data subject to further updates

Lap	Lap Time	T1	T2	T3	T4	Speed	Lap	Lap Time	T1	T2	T3	T4	Speed		
1st	33	Brad BINDER				KTM	RSA	7	1'31.285	25.471	20.452	24.835	20.527	296.7	
		Red Bull KTM Factory Racing						8	1'41.056	25.509	24.387	28.317	22.843	282.7	
		Runs=2	Total laps=7	Full laps=4	Valid laps=4										
Run #	1	Front Tyre	Slick-Medium	Rear Tyre	Slick-Soft		4th	25	Raul FERNANDEZ				APRILIA	SPA	
		New Tyre		New Tyre					Trackhouse Racing						
		1	2'00.417	34.615	21.681	25.831	21.606	295.8	Runs=2	Total laps=8	Full laps=5	Valid laps=4			
		2	1'32.577	26.095	20.642	25.092	20.748	298.3	Run #	1	Front Tyre	Slick-Medium	Rear Tyre	Slick-Soft	
		3	1'32.219	25.716	20.420	24.865	21.218	295.8			New Tyre		New Tyre		
		4	1'37.299 P	29.607*	20.704	30.845	16.143	267.3	1	2'32.069	34.289	21.732	25.806	21.173	296.7
		Run #	2	4 Laps at start		New Tyre			2	1'32.443	26.021	20.775	24.807	20.840	298.3
		5	1'41.770	34.134	21.185	25.497	20.954	296.7	3	1'31.833	25.561	20.627	24.754	20.891	297.5
		6	1'31.070	25.450	20.307	24.728	20.585	297.5	4	1'32.527 P	27.851*	21.358	26.337	16.981	291.8
		7	1'31.169	25.626	20.331	24.762	20.450	298.3	Run #	2	Front Tyre	Slick-Medium	Rear Tyre	Slick-Soft	
		PIT	25.965	25.401	26.082	18.797	291.8			4 Laps at start		New Tyre			
									5	1'41.563	33.425	21.353	25.163	21.622	296.7
									6	1'31.402	25.597	20.537	24.670	20.598	294.2
									7	1'34.267 *	25.605	20.425	26.571	21.666*	286.4
									8	1'34.800	25.579	20.728	26.198	22.295	288.0
2nd	88	Miguel OLIVEIRA				APRILIA	POR	5th	10	Luca MARINI				HONDA	ITA
		Trackhouse Racing								Repsol Honda Team					
		Runs=2	Total laps=8	Full laps=5	Valid laps=4				Runs=2	Total laps=8	Full laps=5	Valid laps=5			
Run #	1	Front Tyre	Slick-Medium	Rear Tyre	Slick-Soft		Run #	1	Front Tyre	Slick-Medium	Rear Tyre	Slick-Soft			
		New Tyre		New Tyre					New Tyre		New Tyre				
		1	2'05.941	34.454	21.499	25.692	21.008	298.3	1	2'07.992	34.674	21.692	25.319	20.893	297.5
		2	1'31.920	26.084	20.433	24.916	20.487	300.8	2	1'38.926	26.021	20.569	28.722	23.614	274.1
		3	1'31.341	25.727	20.436	24.774	20.404	300.8	3	1'32.194	26.009	20.632	24.833	20.720	297.5
		4	1'29.839 P	27.816*	20.978	25.233	15.812	300.0	4	1'33.155 P	29.522*	21.358	25.583	16.692	294.2
		Run #	2	4 Laps at start		New Tyre			Run #	2	Front Tyre	Slick-Medium	Rear Tyre	Slick-Soft	
		5	1'40.297	33.366	21.058	25.176	20.697	300.8			4 Laps at start		New Tyre		
		6	1'31.146	25.726	20.371	24.682	20.367	300.8	5	1'40.265	33.439	21.083	25.047	20.696	297.5
		7	1'33.983 *	27.790*	20.549	25.017	20.627	297.5	6	1'31.679	25.799	20.591	24.785	20.504	297.5
		8	1'31.246	25.650	20.316	24.762	20.518	300.8	7	1'31.428	25.723	20.487	24.646	20.572	297.5
3rd	49	Fabio DI GIANNANTONI				DUCATI	ITA	8	1'39.707	25.818	24.132	26.565	23.192	289.5	
		Pertamina Enduro VR46 Racing Team													
		Runs=2	Total laps=8	Full laps=5	Valid laps=4										
Run #	1	Front Tyre	Slick-Soft	Rear Tyre	Slick-Soft		6th	36	Joan MIR				HONDA	SPA	
		New Tyre		New Tyre					Repsol Honda Team						
		1	2'13.344	36.730	21.554	25.636	21.074	295.0	Runs=2	Total laps=8	Full laps=5	Valid laps=5			
		2	1'33.109 *	25.875	20.685	25.473*	21.076	298.3	Run #	1	Front Tyre	Slick-Medium	Rear Tyre	Slick-Soft	
		3	1'31.823	25.782	20.623	24.775	20.643	298.3			New Tyre		New Tyre		
		4	1'30.725 P	27.150*	21.071	25.975	16.529	295.0	1	2'06.216	34.031	21.423	25.730	21.088	298.3
		Run #	2	4 Laps at start		New Tyre			2	1'32.174	25.963	20.654	24.805	20.752	301.6
		5	1'44.462	36.551	21.593	25.331	20.987	295.0	3	1'31.453	25.679	20.464	24.700	20.610	300.8
		6	1'31.510	25.549	20.554	24.816	20.591	295.8	4	1'31.022 P	28.153*	21.179	25.648	16.042	293.4

Fastest Lap: Brad BINDER Red Bull KTM Factory RSA **1'31.070** 25.450 20.307 24.728 20.585

These data/results cannot be reproduced, stored and/or transmitted in whole or in part by any manner of electronic, mechanical, photocopying, recording, broadcasting or otherwise now known or herein after developed without the previous express consent by the copyright owner, except for reproduction in daily press and regular printed publications on sale to the public within 60 days of the event related to those data/results and always provided that copyright symbol appears together as follows below.
© DORNA, 2024

Qualifying Nr. 1

MotoGP

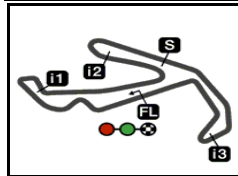
Lap	Lap Time	T1	T2	T3	T4	Speed	Lap	Lap Time	T1	T2	T3	T4	Speed
Run # 2 Front Tyre Slick-Medium Rear Tyre Slick-Soft 4 Laps at start New Tyre							Run # 1 Front Tyre Slick-Soft Rear Tyre Slick-Soft New Tyre New Tyre						
5	1'40.061	33.259	20.949	25.107	20.746	300.8	1	1'58.539	34.755	25.001	29.331	22.384	252.3
6	1'31.457	25.790	20.427	<u>24.667</u>	20.573	301.6	2	1'35.681	26.735	22.388	25.496	21.062	295.0
7	<u>1'31.450</u>	25.755	<u>20.410</u>	24.726	<u>20.559</u>	299.1	3	1'32.981	26.096	20.837	25.187	20.861	294.2
8	1'34.648	25.808	20.415	24.740	23.685	298.3	4	1'32.226	<u>25.825</u>	20.588	25.051	20.762	293.4
7th 5 Johann ZARCO HONDA FRA CASTROL Honda LCR Runs=2 Total laps=8 Full laps=5 Valid laps=5							Run # 2 Front Tyre Slick-Soft Rear Tyre Slick-Soft 5 Laps at start New Tyre						
Run # 1 Front Tyre Slick-Medium Rear Tyre Slick-Soft New Tyre New Tyre							Run # 1 Front Tyre Slick-Soft Rear Tyre Slick-Soft New Tyre New Tyre						
1	2'07.575	33.288	21.441	25.374	20.979	295.8	6	1'45.914	33.201	24.863	26.338	21.512	288.0
2	1'39.066	25.887	20.878	28.297	24.004	281.2	7	1'37.746	27.725	23.502	25.566	20.953	295.0
3	1'31.863	25.828	20.657	<u>24.716</u>	20.662	<u>300.0</u>	8	<u>1'32.061</u>	25.860	<u>20.527</u>	<u>24.950</u>	<u>20.724</u>	<u>295.8</u>
4	1'31.991 P	29.714*	21.174	25.337	15.766	295.0	9	1'36.090 *	25.865	20.570	25.240*	24.415	295.8
Run # 2 Front Tyre Slick-Medium Rear Tyre Slick-Soft 4 Laps at start New Tyre							11th 73 Alex MARQUEZ DUCATI SPA Gresini Racing MotoGP Runs=2 Total laps=7 Full laps=4 Valid laps=2						
Run # 1 Front Tyre Slick-Soft Rear Tyre Slick-Soft New Tyre New Tyre							Run # 1 Front Tyre Slick-Soft Rear Tyre Slick-Soft New Tyre New Tyre						
5	1'39.062	32.438	20.931	25.040	20.653	296.7	1	2'12.192	36.714	21.681	25.751	21.174	295.0
6	1'32.451	25.756	20.449	25.272	20.974	297.5	2	<u>1'32.332</u>	25.933	20.459	25.104	20.836	<u>299.1</u>
7	<u>1'31.501</u>	25.785	<u>20.325</u>	24.806	<u>20.585</u>	296.7	3	1'32.450 *	<u>25.700</u>	<u>20.331</u>	25.670*	20.749*	296.7
8	1'44.526	<u>25.618</u>	20.442	25.064	33.402	297.5	4	4'05.388 P					
8th 37 Augusto FERNANDEZ KTM SPA Red Bull GASGAS Tech3 Runs=2 Total laps=6 Full laps=3 Valid laps=3							Run # 2 Front Tyre Slick-Medium Rear Tyre Slick-Soft New Tyre New Tyre						
Run # 1 Front Tyre Slick-Soft Rear Tyre Slick-Soft New Tyre New Tyre							Run # 1 Front Tyre Slick-Soft Rear Tyre Slick-Soft New Tyre New Tyre						
1	2'00.877	33.466	21.490	25.583	21.699	<u>297.5</u>	5	1'41.847 *	33.437	21.482	25.655	21.273*	295.8
2	1'32.400	25.864	20.739	25.022	20.775	297.5	6	1'32.471	26.214	20.410	25.198	<u>20.649</u>	295.8
3	1'31.722	25.770	20.469	24.930	<u>20.553</u>	297.5	7	1'31.705 *	25.793	20.523	<u>24.793</u>	20.596*	299.1
4	1'34.524 P	30.633*	21.916	26.144	15.831	285.7	PIT		25.825	20.539	25.495	16.382	296.7
Run # 2 Front Tyre Slick-Soft Rear Tyre Slick-Soft 4 Laps at start New Tyre							Run # 2 Front Tyre Slick-Medium Rear Tyre Slick-Soft New Tyre New Tyre						
Run # 1 Front Tyre Slick-Soft Rear Tyre Slick-Soft New Tyre New Tyre							Run # 1 Front Tyre Slick-Soft Rear Tyre Slick-Soft New Tyre New Tyre						
5	1'40.781	33.186	21.108	25.394	21.093	297.5	5	1'41.502	33.825	21.215	25.832	20.630	295.8
6	<u>1'31.554</u>	<u>25.659</u>	<u>20.401</u>	<u>24.917</u>	20.577	296.7	6	1'35.409	25.898	23.626	25.340	20.545	297.5
9th 43 Jack MILLER KTM AUS Red Bull KTM Factory Racing Runs=2 Total laps=8 Full laps=5 Valid laps=5							Run # 2 Front Tyre Slick-Soft Rear Tyre Slick-Soft New Tyre New Tyre						
Run # 1 Front Tyre Slick-Soft Rear Tyre Slick-Soft New Tyre New Tyre							Run # 1 Front Tyre Slick-Soft Rear Tyre Slick-Soft New Tyre New Tyre						
1	2'02.974	33.214	21.084	25.702	20.710	296.7	5	1'41.502	33.825	21.215	25.832	20.630	295.8
2	1'42.223	26.690	23.487	29.238	22.808	284.9	6	1'35.409	25.898	23.626	25.340	20.545	297.5
3	1'31.879	25.876	20.343	25.018	20.642	<u>300.0</u>	7	<u>1'31.695</u>	25.850	20.329	25.008	<u>20.508</u>	296.7
4	1'32.361 P	29.001*	21.128	25.617	16.615	297.5	8	1'31.773	<u>25.790</u>	<u>20.300</u>	<u>24.986</u>	20.697	296.7
Run # 2 Front Tyre Slick-Soft Rear Tyre Slick-Soft New Tyre New Tyre							Run # 2 Front Tyre Slick-Soft Rear Tyre Slick-Soft New Tyre New Tyre						
Run # 1 Front Tyre Slick-Soft Rear Tyre Slick-Soft New Tyre New Tyre							Run # 1 Front Tyre Slick-Soft Rear Tyre Slick-Soft New Tyre New Tyre						
5	1'41.502	33.825	21.215	25.832	20.630	295.8	5	1'41.502	33.825	21.215	25.832	20.630	295.8
6	1'35.409	25.898	23.626	25.340	20.545	297.5	6	1'35.409	25.898	23.626	25.340	20.545	297.5
7	<u>1'31.695</u>	25.850	20.329	25.008	<u>20.508</u>	296.7	7	<u>1'31.695</u>	25.850	20.329	25.008	<u>20.508</u>	296.7
8	1'31.773	<u>25.790</u>	<u>20.300</u>	<u>24.986</u>	20.697	296.7	8	1'31.773	<u>25.790</u>	<u>20.300</u>	<u>24.986</u>	20.697	296.7
10th 30 Takaaki NAKAGAMI HONDA JPN IDEMITSU Honda LCR Runs=2 Total laps=9 Full laps=6 Valid laps=5													

Fastest Lap: Brad BINDER Red Bull KTM Factory RSA **1'31.070** 25.450 20.307 24.728 20.585

These data/results cannot be reproduced, stored and/or transmitted in whole or in part by any manner of electronic, mechanical, photocopying, recording, broadcasting or otherwise now known or herein after developed without the previous express consent by the copyright owner, except for reproduction in daily press and regular printed publications on sale to the public within 60 days of the event related to those data/results and always provided that copyright symbol appears together as follows below.
© DORNA, 2024

Official MotoGP Timing by TISSOT
www.motogp.com





4226 m.

GRAN PREMIO PRAMAC DELL'EMILIA-ROMAGNA

After the Qualifying Nr. 1

Event Best Maximum Speed



Rider	Nation Team	Motorcycle	Km/h	
89 Jorge MARTIN	SPA Prima Pramac Racing	DUCATI	302.5	Free Practice Nr. 2
21 Franco MORBIDELLI	ITA Prima Pramac Racing	DUCATI	302.5	Free Practice Nr. 2
72 Marco BEZZECCHI	ITA Pertamina Enduro VR46 Racing T	DUCATI	302.5	Free Practice Nr. 2
36 Joan MIR	SPA Repsol Honda Team	HONDA	301.6	Qualifying Nr. 1
31 Pedro ACOSTA	SPA Red Bull GASGAS Tech3	KTM	301.6	Free Practice Nr. 2
33 Brad BINDER	RSA Red Bull KTM Factory Racing	KTM	301.6	Free Practice Nr. 2
43 Jack MILLER	AUS Red Bull KTM Factory Racing	KTM	300.8	Free Practice Nr. 2
88 Miguel OLIVEIRA	POR Trackhouse Racing	APRILIA	300.8	Qualifying Nr. 1
23 Enea BASTIANINI	ITA Ducati Lenovo Team	DUCATI	300.8	Free Practice Nr. 2
1 Francesco BAGNAIA	ITA Ducati Lenovo Team	DUCATI	300.8	Free Practice Nr. 2
73 Alex MARQUEZ	SPA Gresini Racing MotoGP	DUCATI	300.0	Free Practice Nr. 2
12 Maverick VIÑALES	SPA Aprilia Racing	APRILIA	300.0	Free Practice Nr. 2
25 Raul FERNANDEZ	SPA Trackhouse Racing	APRILIA	300.0	Free Practice Nr. 2
5 Johann ZARCO	FRA CASTROL Honda LCR	HONDA	300.0	Qualifying Nr. 1
93 Marc MARQUEZ	SPA Gresini Racing MotoGP	DUCATI	300.0	Free Practice Nr. 2
49 Fabio DI GIANNANTONIO	ITA Pertamina Enduro VR46 Racing T	DUCATI	298.3	Qualifying Nr. 1
37 Augusto FERNANDEZ	SPA Red Bull GASGAS Tech3	KTM	298.3	Free Practice Nr. 2
41 Aleix ESPARGARO	SPA Aprilia Racing	APRILIA	297.5	Free Practice Nr. 2
10 Luca MARINI	ITA Repsol Honda Team	HONDA	297.5	Qualifying Nr. 1
42 Alex RINS	SPA Monster Energy Yamaha MotoGP	YAMAHA	296.7	Free Practice Nr. 2
30 Takaaki NAKAGAMI	JPN IDEMITSU Honda LCR	HONDA	296.7	Free Practice Nr. 2
20 Fabio QUARTARARO	FRA Monster Energy Yamaha MotoGP	YAMAHA	295.8	Free Practice Nr. 2

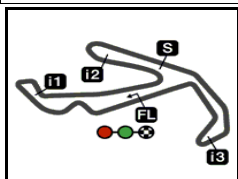
These data/results cannot be reproduced, stored and/or transmitted in whole or in part by any manner of electronic, mechanical, photocopying, recording, broadcasting or otherwise now known or herein after developed without the previous express consent by the copyright owner, except for reproduction in daily press and regular printed publications on sale to the public within 60 days of the event related to those data/results and always provided that copyright symbol appears together as follows below.

© DORNA, 2024

Official MotoGP Timing by TISSOT
www.motogp.com



Misano Adriatico, Saturday, September 21, 2024



4226 m.

GRAN PREMIO PRAMAC DELL'EMILIA-ROMAGNA

Qualifying Nr. 1

Best Partial Times

MotoGP™

IT Ideal Lap Time, sum of the best partial times*BT* Best Lap Time

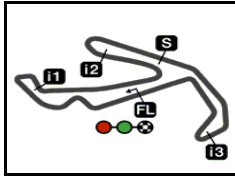
<i>T1</i>		<i>T2</i>		<i>T3</i>		<i>T4</i>				<i>IT</i>	<i>BT</i>	
<i>Pos</i>	<i>Rider</i>	<i>Time</i>	<i>Rider</i>	<i>Time</i>	<i>Rider</i>	<i>Time</i>	<i>Rider</i>	<i>Time</i>	<i>Pos</i>	<i>Rider</i>	<i>IT</i>	<i>BT</i>
1	B.BINDER	25.450	J.MILLER	20.300	L.MARINI	24.646	M.OLIVEIRA	20.367	1	B.BINDER	1'30.935	1'31.070 (1)
2	F.DI GIANNANTO	25.471	B.BINDER	20.307	J.MIR	24.667	B.BINDER	20.450	2	M.OLIVEIRA	1'31.015	1'31.146 (2)
3	R.FERNANDEZ	25.561	M.OLIVEIRA	20.316	R.FERNANDEZ	24.670	L.MARINI	20.504	3	F.DI GIANNANTO	1'31.225	1'31.285 (3)
4	J.ZARCO	25.618	J.ZARCO	20.325	M.OLIVEIRA	24.682	J.MILLER	20.508	4	J.ZARCO	1'31.244	1'31.501 (7)
5	M.OLIVEIRA	25.650	A.MARQUEZ	20.331	J.ZARCO	24.716	F.DI GIANNANTO	20.527	5	R.FERNANDEZ	1'31.254	1'31.402 (4)
6	A.FERNANDEZ	25.659	A.FERNANDEZ	20.401	B.BINDER	24.728	A.FERNANDEZ	20.553	6	J.MIR	1'31.315	1'31.450 (6)
7	J.MIR	25.679	J.MIR	20.410	F.DI GIANNANTO	24.775	J.MIR	20.559	7	L.MARINI	1'31.360	1'31.428 (5)
8	A.MARQUEZ	25.700	R.FERNANDEZ	20.425	A.MARQUEZ	24.793	J.ZARCO	20.585	8	A.MARQUEZ	1'31.473	1'32.332 (11)
9	L.MARINI	25.723	F.DI GIANNANTO	20.452	A.FERNANDEZ	24.917	R.FERNANDEZ	20.598	9	A.FERNANDEZ	1'31.530	1'31.554 (8)
10	J.MILLER	25.790	L.MARINI	20.487	T.NAKAGAMI	24.950	A.MARQUEZ	20.649	10	J.MILLER	1'31.584	1'31.695 (9)
11	T.NAKAGAMI	25.825	T.NAKAGAMI	20.527	J.MILLER	24.986	T.NAKAGAMI	20.724	11	T.NAKAGAMI	1'32.026	1'32.061 (10)

These data/results cannot be reproduced, stored and/or transmitted in whole or in part by any manner of electronic, mechanical, photocopying, recording, broadcasting or otherwise now known or herein after developed without the previous express consent by the copyright owner, except for reproduction in daily press and regular printed publications on sale to the public within 60 days of the event related to those data/results and always provided that copyright symbol appears together as follows below.

© DORNA, 2024


Official MotoGP Timing by TISSOT
www.motogp.com





4226 m.

GRAN PREMIO PRAMAC DELL'EMILIA-ROMAGNA**Qualifying Nr. 1****Fastest Laps Sequence**

<i>Practice Time</i>	 <i>Rider</i>	<i>Nation</i>	<i>Motorcycle</i>	<i>Time</i>	<i>Km/h</i>	<i>Rider's Lap</i>
3'32.994	33 Brad BINDER	RSA	KTM	1'32.577	164.3	2
3'33.277	37 Augusto FERNANDEZ	SPA	KTM	1'32.400	164.6	2
3'37.861	88 Miguel OLIVEIRA	POR	APRILIA	1'31.920	165.5	2
5'04.999	37 Augusto FERNANDEZ	SPA	KTM	1'31.722	165.8	3
5'09.202	88 Miguel OLIVEIRA	POR	APRILIA	1'31.341	166.5	3
12'38.107	88 Miguel OLIVEIRA	POR	APRILIA	1'31.146	166.9	6
12'52.332	33 Brad BINDER	RSA	KTM	1'31.070	167.0	6

These data/results cannot be reproduced, stored and/or transmitted in whole or in part by any manner of electronic, mechanical, photocopying, recording, broadcasting or otherwise now known or herein after developed without the previous express consent by the copyright owner, except for reproduction in daily press and regular printed publications on sale to the public within 60 days of the event related to those data/results and always provided that copyright symbol appears together as follows below.

© DORNA, 2024