

PERTAMINA GRAND PRIX OF INDONESIA

**Free Practice
Classification**

3

| | Rider | Nation | Team | Motorcycle | Time | Lap | Total | Gap | Top Speed |
|----|-----------------------|--------|--------------------------------|------------|-----------------|-----|-------|-------------|--------------|
| 1 | 36 Angel PIQUERAS | SPA | Leopard Racing | HONDA | 1'38.799 | 13 | 17 | | 216.8 |
| 2 | 24 Tatsuki SUZUKI | JPN | Liqui Moly Husqvarna Intact GP | HUSQVARNA | 1'39.098 | 14 | 17 | 0.299 0.299 | 219.0 |
| 3 | 96 Daniel HOLGADO | SPA | Red Bull GASGAS Tech3 | GASGAS | 1'39.255 | 13 | 18 | 0.456 0.157 | 216.4 |
| 4 | 22 David ALMANSA | SPA | Kopron Rivacold Snipers Team | HONDA | 1'39.284 | 15 | 18 | 0.485 0.029 | 216.8 |
| 5 | 95 Collin VEIJER | NED | Liqui Moly Husqvarna Intact GP | HUSQVARNA | 1'39.358 | 9 | 16 | 0.559 0.074 | 218.6 |
| 6 | 19 Scott OGDEN | GBR | FleetSafe Honda - MLav Racing | HONDA | 1'39.425 | 16 | 17 | 0.626 0.067 | 218.1 |
| 7 | 18 Matteo BERTELLE | ITA | Kopron Rivacold Snipers Team | HONDA | 1'39.494 | 15 | 17 | 0.695 0.069 | 218.1 |
| 8 | 31 Adrian FERNANDEZ | SPA | Leopard Racing | HONDA | 1'39.668 | 12 | 13 | 0.869 0.174 | 216.4 |
| 9 | 80 David ALONSO | COL | CFMOTO Gaviota Aspar Team | CFMOTO | 1'39.796 | 9 | 12 | 0.997 0.128 | 216.4 |
| 10 | 48 Ivan ORTOLA | SPA | MT Helmets - MSI | KTM | 1'39.800 | 4 | 4 | 1.001 0.004 | 217.3 |
| 11 | 10 Nicola CARRARO | ITA | LEVELUP - MTA | KTM | 1'39.823 | 14 | 17 | 1.024 0.023 | 217.3 |
| 12 | 72 Taiyo FURUSATO | JPN | Honda Team Asia | HONDA | 1'39.829 | 14 | 18 | 1.030 0.006 | 216.0 |
| 13 | 99 Jose Antonio RUEDA | SPA | Red Bull KTM Ajo | KTM | 1'39.858 | 15 | 16 | 1.059 0.029 | 221.3 |
| 14 | 58 Luca LUNETTA | ITA | SIC58 Squadra Corse | HONDA | 1'39.875 | 8 | 19 | 1.076 0.017 | 216.0 |
| 15 | 66 Joel KELSO | AUS | BOE Motorsports | KTM | 1'39.906 | 6 | 8 | 1.107 0.031 | 219.0 |
| 16 | 82 Stefano NEPA | ITA | LEVELUP - MTA | KTM | 1'39.944 | 14 | 15 | 1.145 0.038 | 217.3 |
| 17 | 8 Eddie O'SHEA | GBR | FleetSafe Honda - MLav Racing | HONDA | 1'40.016 | 14 | 15 | 1.217 0.072 | 216.8 |
| 18 | 6 Ryusei YAMANAKA | JPN | MT Helmets - MSI | KTM | 1'40.132 | 7 | 16 | 1.333 0.116 | 216.0 |
| 19 | 78 Joel ESTEBAN | SPA | CFMOTO Gaviota Aspar Team | CFMOTO | 1'40.220 | 14 | 14 | 1.421 0.088 | 217.7 |
| 20 | 64 David MUÑOZ | SPA | BOE Motorsports | KTM | 1'40.346 | 9 | 13 | 1.547 0.126 | 217.3 |
| 21 | 12 Jacob ROULSTONE | AUS | Red Bull GASGAS Tech3 | GASGAS | 1'40.364 | 12 | 17 | 1.565 0.018 | 217.7 |
| 22 | 54 Riccardo ROSSI | ITA | CIP Green Power | KTM | 1'40.673 | 7 | 17 | 1.874 0.309 | 216.0 |
| 23 | 85 Xabi ZURUTUZA | SPA | Red Bull KTM Ajo | KTM | 1'40.896 | 14 | 15 | 2.097 0.223 | 219.9 |
| 24 | 55 Noah DETTWILER | SWI | CIP Green Power | KTM | 1'41.009 | 5 | 6 | 2.210 0.113 | 217.3 |
| 25 | 93 Arbi ADITAMA | INA | Honda Team Asia | HONDA | 1'41.074 | 14 | 14 | 2.275 0.065 | 213.8 |
| 26 | 5 Tatchakorn BUASRI | THA | Honda Team Asia | HONDA | 1'41.075 | 4 | 17 | 2.276 0.001 | 219.9 |
| 27 | 7 Filippo FARIOLI | ITA | SIC58 Squadra Corse | HONDA | 1'41.451 | 9 | 9 | 2.652 0.376 | 213.0 |

Practice condition: Dry

Air: 28°

Humidity: 78%

Ground: 41°

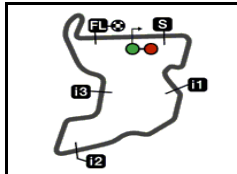
| | | | | |
|-----------------------------|---------|-----------------------|-----------------|------------|
| Fastest Lap: | Lap: 13 | Angel PIQUERAS | 1'38.799 | 156.7 Km/h |
| Best Race Lap: | 2023 | Ivan ORTOLA | 1'38.936 | 156.5 Km/h |
| All-Time Lap Record: | 2023 | Jaume MASIA | 1'38.781 | 156.7 Km/h |

The results are provisional until the end of the limit for protest and appeals.

Time limit for protest expires 60' after publication of the results - Time:

These data/results cannot be reproduced, stored and/or transmitted in whole or in part by any manner of electronic, mechanical, photocopying, recording, broadcasting or otherwise now known or herein after developed without the previous express consent by the copyright owner, except for reproduction in daily press and regular printed publications on sale to the public within 60 days of the event related to those data/results and always provided that copyright symbol appears together as follows below.

© DORNA, 2024



4301 m.

PERTAMINA GRAND PRIX OF INDONESIA

Free Practice

Top Speed & Average

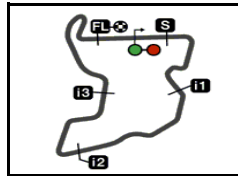
4



| Rider | Nation | Motorcycle | Top 5 speeds | | | | | Average | Top |
|------------------------------|------------|------------|--------------|-------|-------|-------|-------|---------|--------------|
| 99 Jose Antonio RUEDA | SPA | KTM | 221.3 | 219.0 | 219.0 | 218.6 | 218.1 | 218.8 | 221.3 |
| 5 Tatchakorn BUASRI | THA | HONDA | 219.9 | 219.0 | 219.0 | 218.6 | 218.1 | 218.9 | 219.9 |
| 85 Xabi ZURUTUZA | SPA | KTM | 219.9 | 219.5 | 217.3 | 217.3 | 217.3 | 218.1 | 219.9 |
| 24 Tatsuki SUZUKI | JPN | HUSQVARNA | 219.0 | 218.1 | 217.7 | 217.7 | 217.7 | 218.0 | 219.0 |
| 66 Joel KELSO | AUS | KTM | 219.0 | 217.3 | 216.0 | 215.5 | 215.1 | 216.6 | 219.0 |
| 95 Collin VEIJER | NED | HUSQVARNA | 218.6 | 217.3 | 216.0 | 215.1 | 215.1 | 216.2 | 218.6 |
| 18 Matteo BERTELLE | ITA | HONDA | 218.1 | 218.1 | 217.7 | 216.8 | 216.4 | 217.3 | 218.1 |
| 19 Scott OGDEN | GBR | HONDA | 218.1 | 217.7 | 216.0 | 215.5 | 215.5 | 216.3 | 218.1 |
| 12 Jacob ROULSTONE | AUS | GASGAS | 217.7 | 216.0 | 215.5 | 215.1 | 214.7 | 215.8 | 217.7 |
| 78 Joel ESTEBAN | SPA | CFMOTO | 217.7 | 217.3 | 217.3 | 216.4 | 216.4 | 217.0 | 217.7 |
| 10 Nicola CARRARO | ITA | KTM | 217.3 | 216.4 | 216.4 | 216.0 | 215.5 | 216.2 | 217.3 |
| 48 Ivan ORTOLA | SPA | KTM | 217.3 | 216.0 | 215.5 | 214.7 | | 215.9 | 217.3 |
| 55 Noah DETTWILER | SWI | KTM | 217.3 | 216.8 | 216.0 | 215.5 | 215.1 | 216.1 | 217.3 |
| 64 David MUÑOZ | SPA | KTM | 217.3 | 215.5 | 215.5 | 215.5 | 215.1 | 215.5 | 217.3 |
| 82 Stefano NEPA | ITA | KTM | 217.3 | 216.0 | 216.0 | 215.5 | 215.5 | 216.0 | 217.3 |
| 8 Eddie O'SHEA | GBR | HONDA | 216.8 | 216.4 | 215.5 | 215.5 | 215.5 | 215.9 | 216.8 |
| 22 David ALMANSA | SPA | HONDA | 216.8 | 216.4 | 216.0 | 216.0 | 216.0 | 216.2 | 216.8 |
| 36 Angel PIQUERAS | SPA | HONDA | 216.8 | 216.4 | 216.0 | 216.0 | 216.0 | 216.2 | 216.8 |
| 31 Adrian FERNANDEZ | SPA | HONDA | 216.4 | 216.4 | 216.0 | 216.0 | 213.4 | 215.6 | 216.4 |
| 80 David ALONSO | COL | CFMOTO | 216.4 | 216.4 | 216.0 | 216.0 | 216.0 | 216.1 | 216.4 |
| 96 Daniel HOLGADO | SPA | GASGAS | 216.4 | 215.5 | 215.1 | 215.1 | 215.1 | 215.4 | 216.4 |
| 6 Ryusei YAMANAKA | JPN | KTM | 216.0 | 216.0 | 215.1 | 215.1 | 214.7 | 215.4 | 216.0 |
| 54 Riccardo ROSSI | ITA | KTM | 216.0 | 216.0 | 215.5 | 215.5 | 215.5 | 215.7 | 216.0 |
| 58 Luca LUNETTA | ITA | HONDA | 216.0 | 216.0 | 215.5 | 215.5 | 215.1 | 215.5 | 216.0 |
| 72 Taiyo FURUSATO | JPN | HONDA | 216.0 | 214.2 | 214.2 | 214.2 | 214.2 | 214.5 | 216.0 |
| 93 Arbi ADITAMA | INA | HONDA | 213.8 | 213.4 | 213.0 | 212.5 | 212.5 | 212.9 | 213.8 |
| 7 Filippo FARIOLI | ITA | HONDA | 213.0 | 212.5 | 212.1 | 212.1 | 211.3 | 212.1 | 213.0 |

These data/results cannot be reproduced, stored and/or transmitted in whole or in part by any manner of electronic, mechanical, photocopying, recording, broadcasting or otherwise now known or herein after developed without the previous express consent by the copyright owner, except for reproduction in daily press and regular printed publications on sale to the public within 60 days of the event related to those data/results and always provided that copyright symbol appears together as follows below.

© DORNA, 2024



4301 m.

PERTAMINA GRAND PRIX OF INDONESIA

Free Practice

Chronological Analysis of Performances

5

* Lap / Sector time cancelled T1 Time from finish line to 1st intermediate T3 Time from 2nd intermed. to 3rd intermed.
P Crossing the finish line in pit lane T2 Time from 1st intermed. to 2nd intermed. T4 Time from 3rd intermediate to finish line

| Lap | Lap Time | T1 | T2 | T3 | T4 | Speed | Lap | Lap Time | T1 | T2 | T3 | T4 | Speed |
|---|-----------------|---------------|---------------|---------------|---------------|--------------|--|-----------------|---------------|---------------|---------------|---------------|--------------|
| 1st 36 Angel PIQUERAS Leopard Racing SPA Runs=2 Total laps=17 Full laps=14 Valid laps=2 | | | | | | | 5 | 1'40.717 * | 28.816 | 20.845* | 20.357 | 30.699 | 216.4 |
| 1 | 2'11.308 | 28.751 | 22.393 | 20.960 | 31.516 | | 6 | 1'40.097 * | 28.740 | 20.637 | 20.174* | 30.546 | 213.8 |
| 2 | 1'41.503 | 29.497 | 20.748 | 20.271 | 30.987 | 212.5 | 7 | 1'39.826 | 28.758 | 20.550 | 20.219 | 30.299 | 214.2 |
| 3 | 1'40.710 * | 29.158 | 20.494* | 20.155 | 30.903 | 214.7 | 8 | 1'39.743 | 28.644 | 20.542 | 20.193 | 30.364 | 214.2 |
| 4 | 1'42.289 * | 28.917 | 21.536* | 20.458 | 31.378 | 215.1 | 9 | 1'44.736 P | 32.67* | 20.698 | 20.430 | 30.933 | 207.6 |
| 5 | 1'40.229 * | 28.858 | 20.654* | 20.142 | 30.575 | 216.0 | 10 | 6'06.070 | 31.210 | 21.942 | 20.799 | 30.992 | |
| 6 | 1'40.272 * | 28.896 | 20.517* | 20.216* | 30.643 | 214.7 | 11 | 1'40.020 | 28.924 | 20.596 | 20.242 | 30.258 | 213.4 |
| 7 | 1'40.154 * | 29.065 | 20.307* | 20.236 | 30.546 | 215.5 | 12 | 1'39.768 | 28.633 | 20.570 | 20.026 | 30.539 | 214.2 |
| 8 | 1'40.524 * | 28.724 | 20.660* | 20.357 | 30.783 | 216.0 | 13 | 1'39.255 | 28.679 | 20.304 | 20.108 | 30.164 | 214.7 |
| 9 | 1'40.925 * | 29.18* | 20.786 | 20.262 | 30.692 | 216.0 | 14 | 1'39.322 | 28.567 | 20.452 | 19.970 | 30.333 | 214.2 |
| 10 | 1'42.261 * | 29.085 | 21.383* | 20.527 | 31.266 | 214.7 | 15 | 1'39.481 | 28.593 | 20.509 | 20.008 | 30.371 | 215.5 |
| 11 | 1'44.462 P | 29.478 | 20.912 | 20.554 | 33.518 | 214.2 | 16 | 1'42.505 | 28.692 | 20.602 | 20.101 | 33.110 | 215.1 |
| 12 | 7'41.534 * | 40.634 | 21.755* | 21.741 | 30.714 | | 17 | 1'40.214 | 28.801 | 20.550 | 20.156 | 30.707 | 215.1 |
| 13 | 1'38.799 | 28.627 | 20.272 | 19.855 | 30.045 | 216.0 | 18 | 1'49.820 * | 36.050 | 21.238* | 20.544 | 31.988 | 215.1 |
| 14 | 1'39.281 * | 28.716 | 20.428* | 19.939 | 30.198 | 214.2 | 4th 22 David ALMANSA Kopron Rivacold Snip SPA Runs=2 Total laps=18 Full laps=15 Valid laps=9 | | | | | | |
| 15 | 1'39.686 * | 28.657 | 20.380 | 20.129 | 30.520* | 216.4 | 1 | 2'13.697 | 30.852 | 23.304 | 21.729 | 32.425 | |
| 16 | 1'42.114 * | 28.723 | 20.530* | 22.353 | 30.508 | 215.5 | 2 | 1'43.310 | 30.100 | 21.135 | 20.849 | 31.226 | 216.0 |
| 17 | 1'43.271 * | 29.108 | 20.764* | 20.425 | 32.974* | 216.8 | 3 | 1'42.046 | 29.487 | 20.696 | 20.855 | 31.008 | 215.1 |
| 2nd 24 Tatsuki SUZUKI Liqui Moly Husqvarna JPN Runs=2 Total laps=17 Full laps=14 Valid laps=7 | | | | | | | 4 | 1'40.960 | 29.058 | 20.522 | 20.509 | 30.871 | 215.5 |
| 1 | 2'20.564 | 28.379 | 22.369 | 21.918 | 32.035 | | 5 | 1'40.974 | 29.041 | 20.489 | 20.338 | 31.106 | 216.4 |
| 2 | 1'42.266 | 29.704 | 21.054 | 20.634 | 30.874 | 217.3 | 6 | 1'40.939 * | 29.090 | 20.348 | 20.667* | 30.834 | 214.2 |
| 3 | 1'40.437 * | 29.065 | 20.599* | 20.233 | 30.540 | 217.7 | 7 | 1'41.073 | 29.185 | 20.696 | 20.466 | 30.726 | 216.0 |
| 4 | 1'40.413 * | 28.900 | 20.428* | 20.279 | 30.806 | 216.0 | 8 | 1'42.257 * | 28.964 | 20.861* | 20.540 | 31.892 | 215.1 |
| 5 | 1'40.200 | 28.950 | 20.465 | 20.306 | 30.479 | 216.8 | 9 | 1'40.516 * | 29.13* | 20.477 | 20.327 | 30.580 | 215.5 |
| 6 | 1'39.748 * | 28.905 | 20.295 | 20.147* | 30.401 | 217.3 | 10 | 1'40.125 | 28.939 | 20.419 | 20.224 | 30.543 | 216.0 |
| 7 | 1'39.906 | 28.888 | 20.403 | 20.210 | 30.405 | 219.0 | 11 | 1'41.343 * | 28.812 | 20.492 | 20.450 | 31.589* | 214.2 |
| 8 | 1'39.985 | 28.914 | 20.338 | 20.331 | 30.402 | 218.1 | 12 | 1'43.200 P | 29.627 | 20.743* | 20.696 | 32.134 | 214.2 |
| 9 | 1'40.197 * | 28.86* | 20.491 | 20.274 | 30.571 | 216.8 | 13 | 7'17.835 | 28.216 | 21.521 | 20.595 | 30.624 | |
| 10 | 1'40.250 | 28.993 | 20.419 | 20.318 | 30.520 | 216.0 | 14 | 1'39.738 | 28.842 | 20.247 | 20.453 | 30.196 | 214.7 |
| 11 | 1'50.391 P | 30.850 | 22.183 | 21.191 | 36.167 | 212.1 | 15 | 1'39.284 | 28.631 | 20.230 | 20.115 | 30.308 | 215.5 |
| 12 | 8'58.268 | 27.468 | 20.445 | 20.338 | 30.656 | | 16 | 1'40.014 * | 28.811 | 20.424* | 20.257 | 30.522 | 216.0 |
| 13 | 1'39.465 * | 28.769 | 20.336* | 20.050 | 30.310 | 216.4 | 17 | 1'39.923 * | 28.746 | 20.609* | 20.142 | 30.426 | 215.5 |
| 14 | 1'39.098 | 28.640 | 20.217 | 20.070 | 30.171 | 217.3 | 18 | 1'39.814 | 28.722 | 20.500 | 20.230 | 30.362 | 216.8 |
| 15 | 1'39.800 * | 28.719 | 20.299 | 20.045 | 30.737* | 217.7 | 5th 95 Collin VEIJER Liqui Moly Husqvarna NED Runs=2 Total laps=16 Full laps=13 Valid laps=9 | | | | | | |
| 16 | 1'39.353 | 28.831 | 20.200 | 20.058 | 30.264 | 216.8 | 1 | 3'27.390 | 31.378 | 25.668 | 22.833 | 33.807 | |
| 17 | 1'48.540 * | 31.509 | 22.251* | 21.731 | 33.049 | 217.7 | 2 | 1'43.540 | 30.334 | 21.173 | 20.638 | 31.395 | 211.3 |
| 3rd 96 Daniel HOLGADO Red Bull GASGAS Te SPA Runs=2 Total laps=18 Full laps=15 Valid laps=12 | | | | | | | 3 | 1'41.219 * | 29.261 | 20.528* | 20.275 | 31.155 | 213.4 |
| 1 | 2'10.649 | 28.214 | 22.628 | 21.380 | 32.036 | | 4 | 1'41.505 | 29.127 | 21.000 | 20.138 | 31.240 | 218.6 |
| 2 | 1'42.077 | 29.652 | 20.970 | 20.473 | 30.982 | 211.7 | 5 | 1'40.788 * | 28.912 | 20.548* | 20.667* | 30.661 | 214.2 |
| 3 | 1'40.709 | 29.084 | 20.736 | 20.204 | 30.685 | 213.8 | 6 | 1'39.729 | 28.815 | 20.252 | 20.213 | 30.449 | 214.7 |
| 4 | 1'40.412 | 28.865 | 20.696 | 20.232 | 30.619 | 215.1 | 7 | 1'39.676 | 28.842 | 20.296 | 20.140 | 30.398 | 214.7 |
| | | | | | | | 8 | 1'42.641 * | 29.04* | 22.256* | 20.418 | 30.919 | 215.1 |

Fastest Lap: Angel PIQUERAS Leopard Racing SPA **1'38.799** 28.627 20.272 19.855 30.045

These data/results cannot be reproduced, stored and/or transmitted in whole or in part by any manner of electronic, mechanical, photocopying, recording, broadcasting or otherwise now known or herein after developed without the previous express consent by the copyright owner, except for reproduction in daily press and regular printed publications on sale to the public within 60 days of the event related to those data/results and always provided that copyright symbol appears together as follows below.
© DORNA, 2024



Free Practice

Moto3

| Lap | Lap Time | T1 | T2 | T3 | T4 | Speed | Lap | Lap Time | T1 | T2 | T3 | T4 | Speed |
|-----|-----------------|---------------|---------------|---------------|---------------|-------|-----|-----------------|---------------|---------------|---------------|---------------|-------|
| 9 | 1'39.358 | 28.833 | 20.087 | 20.064 | 30.374 | 217.3 | 6 | 1'41.149 * | 29.29* | 20.928 | 20.211 | 30.719 | 213.0 |
| 10 | 1'40.898 P | 28.847 | 20.333 | 20.186 | 31.532 | 214.2 | 7 | 1'40.481 | 28.913 | 20.857 | 20.198 | 30.513 | 213.0 |
| 11 | 8'51.139 | 29.612 | 21.516 | 20.576 | 30.809 | | 8 | 1'40.545 | 28.964 | 20.735 | 20.116 | 30.730 | 213.0 |
| 12 | 1'39.880 | 28.921 | 20.326 | 20.106 | 30.527 | 213.4 | 9 | 1'41.177 P | 28.872 | 20.738 | 20.541 | 31.026 | 211.3 |
| 13 | 1'39.654 * | 28.818 | 20.297* | 20.038 | 30.501 | 214.7 | 10 | 3'52.790 | 27.193 | 20.764 | 20.079 | 30.811 | |
| 14 | 1'42.361 | 28.725 | 20.395 | 21.948 | 31.293 | 215.1 | 11 | 1'39.255 * | 28.639 | 20.084* | 20.157 | 30.375 | 216.0 |
| 15 | 1'39.503 | 28.783 | 20.253 | 19.949 | 30.518 | 215.1 | 12 | 1'39.668 | 28.879 | 20.464 | 19.967 | 30.358 | 213.0 |
| 16 | 1'40.977 | 29.140 | 20.596 | 20.204 | 31.037 | 216.0 | 13 | 1'41.089 | 28.692 | 20.346 | 21.196 | 30.855 | 213.4 |

6th 19 Scott OGDEN FleetSafe Honda - ML GBR
Runs=2 Total laps=17 Full laps=14 Valid laps=10

| | | | | | | |
|----|-----------------|---------------|---------------|---------------|---------------|--------------|
| 1 | 2'21.134 | 30.127 | 22.768 | 22.404 | 32.265 | |
| 2 | 1'42.854 | 29.595 | 21.087 | 20.831 | 31.341 | 217.7 |
| 3 | 1'41.928 | 29.310 | 20.814 | 20.757 | 31.047 | 218.1 |
| 4 | 1'41.120 | 29.208 | 20.644 | 20.371 | 30.897 | 214.7 |
| 5 | 1'40.397 | 28.919 | 20.661 | 20.247 | 30.570 | 214.2 |
| 6 | 1'41.341 * | 28.789 | 20.759 | 20.350* | 31.443 | 215.5 |
| 7 | 1'42.096 * | 29.497 | 20.553* | 20.266 | 31.780 | 215.5 |
| 8 | 1'40.083 | 28.803 | 20.666 | 20.231 | 30.383 | 216.0 |
| 9 | 1'40.792 * | 28.97* | 20.813 | 20.302 | 30.701 | 215.1 |
| 10 | 1'40.209 | 28.798 | 20.452 | 20.197 | 30.762 | 215.5 |
| 11 | 1'43.779 P | 29.094 | 21.477 | 21.136 | 32.072 | 213.0 |
| 12 | 8'44.456 | 26.760 | 20.932 | 20.489 | 30.640 | |
| 13 | 1'39.891 | 28.871 | 20.413 | 19.989 | 30.618 | 214.2 |
| 14 | 1'44.668 | 28.717 | 20.656 | 20.431 | 34.864 | 213.4 |
| 15 | 1'43.515 * | 28.926 | 20.742* | 22.799 | 31.048 | 213.4 |
| 16 | 1'39.425 | 28.696 | 20.238 | 20.092 | 30.399 | 214.7 |
| 17 | 1'39.648 | 28.606 | 20.321 | 20.182 | 30.539 | 215.5 |

7th 18 Matteo BERTELLE Kopron Rivacold Snip ITA
Runs=2 Total laps=17 Full laps=14 Valid laps=11

| | | | | | | |
|----|-----------------|---------------|---------------|---------------|---------------|--------------|
| 1 | 2'20.931 | 30.137 | 22.938 | 21.755 | 32.142 | |
| 2 | 1'42.350 | 29.504 | 21.107 | 20.716 | 31.023 | 218.1 |
| 3 | 1'41.135 | 29.039 | 20.713 | 20.508 | 30.875 | 217.7 |
| 4 | 1'41.208 | 29.041 | 20.596 | 20.477 | 31.094 | 215.5 |
| 5 | 1'40.643 | 28.933 | 20.576 | 20.365 | 30.769 | 215.1 |
| 6 | 1'42.520 * | 29.648 | 21.177 | 20.891* | 30.804 | 215.5 |
| 7 | 1'41.242 | 28.762 | 20.585 | 20.407 | 31.488 | 218.1 |
| 8 | 1'39.902 | 28.782 | 20.311 | 20.292 | 30.517 | 216.8 |
| 9 | 1'41.092 * | 29.18* | 20.878 | 20.383 | 30.642 | 213.8 |
| 10 | 1'39.855 * | 28.722 | 20.450* | 20.174 | 30.509 | 216.4 |
| 11 | 1'46.087 P | 29.176 | 21.986 | 21.489 | 33.436 | 216.4 |
| 12 | 8'42.295 | 27.322 | 21.350 | 20.459 | 30.857 | |
| 13 | 1'39.763 | 28.756 | 20.414 | 20.107 | 30.486 | 214.2 |
| 14 | 1'43.748 | 29.435 | 21.370 | 20.637 | 32.306 | 213.4 |
| 15 | 1'39.494 | 28.704 | 20.368 | 19.979 | 30.443 | 214.2 |
| 16 | 1'39.628 | 28.719 | 20.360 | 20.184 | 30.365 | 214.2 |
| 17 | 1'44.606 | 29.993 | 22.430 | 21.329 | 30.854 | 214.7 |

8th 31 Adrian FERNANDEZ Leopard Racing SPA
Runs=3 Total laps=13 Full laps=8 Valid laps=5

| | | | | | | |
|---|-----------------|--------|---------|--------|----------|--------------|
| 1 | 2'19.194 | 30.039 | 22.967 | 21.196 | 32.006 | |
| 2 | 1'41.890 * | 29.569 | 20.968* | 20.331 | 31.022 | 216.4 |
| 3 | 1'40.987 | 29.158 | 20.868 | 20.183 | 30.778 | 216.0 |
| 4 | 2'57.054 P | 28.735 | 20.597 | 20.080 | 1'47.642 | 216.4 |
| 5 | 12'10.817 * | 28.495 | 21.398* | 21.528 | 31.168 | |

9th 80 David ALONSO CFMOTO Gaviota Asp COL
Runs=1 Total laps=12 Full laps=10 Valid laps=6

| | | | | | | |
|----|-----------------|---------------|----------------|---------------|---------------|--------------|
| 1 | 3'06.555 | 36.741 | 23.922 | 23.209 | 33.662 | |
| 2 | 1'45.556 | 30.792 | 21.642 | 21.386 | 31.736 | 213.0 |
| 3 | 1'42.569 * | 29.761 | 21.073 | 20.620* | 31.115 | 215.1 |
| 4 | 1'41.655 | 29.310 | 20.864 | 20.510 | 30.971 | 215.5 |
| 5 | 1'42.778 * | 28.984 | 20.702 | 20.313* | 32.779 | 216.0 |
| 6 | 1'40.375 | 28.956 | 20.617 | 20.308 | 30.494 | 216.4 |
| 7 | 1'39.722 * | 28.839 | 20.315 | 20.069* | 30.499 | 216.0 |
| 8 | 1'40.522 * | 28.95* | 20.593 | 20.071 | 30.900 | 216.0 |
| 9 | 1'39.796 | 28.797 | 20.315 | 20.098 | 30.586 | 216.4 |
| 10 | 1'40.176 | 28.954 | 20.474 | 20.141 | 30.607 | 216.0 |
| 11 | 1'39.913 | 28.915 | 20.446 | 20.087 | 30.465 | 215.1 |
| 12 | 3'10.695 P | 1'40.067 | 33.320* | 23.109 | 34.199 | 216.0 |

10th 48 Ivan ORTOLA MT Helmets - MSI SPA
Runs=1 Total laps=4 Full laps=3 Valid laps=2

| | | | | | | |
|------------|-----------------|---------------|---------------|---------------|---------------|--------------|
| 1 | 2'29.404 | 27.544 | 21.717 | 20.811 | 31.067 | |
| 2 | 1'41.175 | 29.512 | 20.649 | 20.322 | 30.692 | 217.3 |
| 3 | 1'39.904 * | 28.981 | 20.456* | 20.061 | 30.406 | 214.7 |
| 4 | 1'39.800 | 28.761 | 20.242 | 20.025 | 30.772 | 215.5 |
| unfinished | | 28.896 | 20.389 | | | 216.0 |

11th 10 Nicola CARRARO LEVELUP - MTA ITA
Runs=2 Total laps=17 Full laps=14 Valid laps=6

| | | | | | | |
|----|-----------------|---------------|---------------|---------------|---------------|--------------|
| 1 | 3'08.389 | 33.762 | 23.539 | 22.767 | 34.136 | |
| 2 | 1'46.589 * | 30.886 | 22.136* | 21.575 | 31.992 | 212.1 |
| 3 | 1'44.048 * | 30.024 | 21.388 | 21.222* | 31.414 | 214.7 |
| 4 | 1'42.867 | 29.696 | 21.436 | 20.693 | 31.042 | 214.7 |
| 5 | 1'42.326 * | 29.368 | 20.939 | 20.917* | 31.102 | 214.7 |
| 6 | 1'41.798 | 29.257 | 20.932 | 20.722 | 30.887 | 215.1 |
| 7 | 1'41.868 | 29.219 | 21.008 | 20.663 | 30.978 | 214.7 |
| 8 | 1'42.088 * | 29.34* | 20.961 | 20.681 | 31.101 | 214.7 |
| 9 | 1'48.105 P | 29.287 | 21.943 | 22.894 | 33.981 | 214.7 |
| 10 | 6'28.692 | 31.555 | 21.995 | 23.522 | 30.960 | |
| 11 | 1'41.496 * | 28.906 | 21.008* | 20.217 | 31.365* | 215.1 |
| 12 | 1'40.774 | 28.986 | 20.719 | 20.166 | 30.903 | 216.0 |
| 13 | 1'40.365 | 29.078 | 20.614 | 20.150 | 30.523 | 215.5 |
| 14 | 1'39.823 | 28.817 | 20.440 | 20.072 | 30.494 | 215.5 |
| 15 | 1'40.152 * | 28.779 | 20.468* | 19.999 | 30.906* | 216.4 |
| 16 | 1'40.184 * | 28.743 | 20.549 | 20.166 | 30.726* | 217.3 |
| 17 | 1'46.540 * | 28.784 | 20.543* | 20.614 | 36.599* | 216.4 |

12th 72 Taiyo FURUSATO Honda Team Asia JPN
Runs=2 Total laps=18 Full laps=14 Valid laps=11

| | | | | | | |
|---|-----------------|--------|--------|--------|--------|-------|
| 1 | 2'14.328 | 30.584 | 22.987 | 21.465 | 32.540 | |
| 2 | 1'43.191 | 30.119 | 21.242 | 20.419 | 31.411 | 214.2 |

Fastest Lap: Angel PIQUERAS Leopard Racing SPA **1'38.799** 28.627 20.272 19.855 30.045

These data/results cannot be reproduced, stored and/or transmitted in whole or in part by any manner of electronic, mechanical, photocopying, recording, broadcasting or otherwise now known or herein after developed without the previous express consent by the copyright owner, except for reproduction in daily press and regular printed publications on sale to the public within 60 days of the event related to those data/results and always provided that copyright symbol appears together as follows below.
© DORNA, 2024

Free Practice

Moto3

| Lap | Lap Time | T1 | T2 | T3 | T4 | Speed | Lap | Lap Time | T1 | T2 | T3 | T4 | Speed | |
|--|-----------------|--------|---------|---------|---------|-------|--|-----------------|----|--------|---------|---------|---------|-------|
| 3 | 1'41.370 | 29.265 | 20.463 | 20.725 | 30.917 | 214.2 | 19 | 1'54.659 | P | 30.287 | 23.962* | 22.183 | 38.227 | 216.0 |
| 4 | 1'40.999 | 29.102 | 20.636 | 20.456 | 30.805 | 213.4 | 15th 66 Joel KELSO BOE Motorsports AUS | | | | | | | |
| 5 | 1'40.784 | 29.242 | 20.518 | 20.200 | 30.824 | 212.5 | Runs=2 Total laps=8 Full laps=5 Valid laps=4 | | | | | | | |
| 6 | 1'40.316 * | 28.873 | 20.589 | 20.344* | 30.510 | 214.2 | 1 | 2'34.267 | | 28.222 | 21.943 | 21.205 | 31.604 | |
| 7 | 1'45.704 P | 29.695 | 22.803* | 20.934 | 32.272 | 214.2 | 2 | 1'41.656 | | 29.559 | 20.778 | 20.456 | 30.863 | 214.2 |
| 8 | 6'36.848 * | 31.861 | 21.501 | 20.467 | 31.362* | | 3 | 1'40.009 * | | 28.936 | 20.401 | 20.181* | 30.491 | 215.5 |
| 9 | 1'40.310 | 28.986 | 20.533 | 20.174 | 30.617 | 212.5 | 4 | 1'42.138 * | | 28.733 | 20.757 | 21.214 | 31.434* | 217.3 |
| 10 | 1'40.014 * | 28.92* | 20.466 | 20.164 | 30.458 | 213.4 | 5 | 1'40.496 | | 28.691 | 20.319 | 20.367 | 31.119 | 216.0 |
| 11 | 1'40.158 | 28.784 | 20.685 | 20.135 | 30.554 | 214.2 | 6 | 1'39.906 | | 28.735 | 20.425 | 20.246 | 30.500 | 219.0 |
| 12 | 1'40.024 | 28.809 | 20.580 | 20.162 | 30.473 | 213.8 | 7 | 1'39.681 * | | 28.763 | 20.367 | 20.140* | 30.411 | 214.7 |
| 13 | 1'39.886 * | 28.781 | 20.550* | 20.105 | 30.450 | 213.8 | unfinished | | | | | | | |
| 14 | 1'39.829 | 28.720 | 20.552 | 20.090 | 30.467 | 213.8 | 8 | 1'41.885 * | | 29.80* | 21.019 | 20.178 | 30.884 | 215.1 |
| 15 | 1'44.013 | 29.323 | 21.686 | 20.572 | 32.432 | 213.8 | 16th 82 Stefano NEPA LEVELUP - MTA ITA | | | | | | | |
| 16 | 1'39.915 | 28.717 | 20.430 | 20.170 | 30.598 | 216.0 | Runs=2 Total laps=15 Full laps=11 Valid laps=4 | | | | | | | |
| 17 | 1'40.699 | 28.845 | 20.685 | 20.198 | 30.971 | 213.4 | 1 | 6'53.078 * | | 31.963 | 22.579* | 22.008 | 32.210 | |
| 18 | 1'48.334 P | 31.858 | 22.003 | 21.041 | 33.432 | 197.8 | 2 | 1'42.015 | | 29.709 | 20.767 | 20.370 | 31.169 | 215.1 |
| 13th 99 Jose Antonio RUED Red Bull KTM Ajo SPA | | | | | | | 3 | 1'41.018 * | | 29.263 | 20.463* | 20.478* | 30.814 | 215.1 |
| Runs=2 Total laps=16 Full laps=13 Valid laps=4 | | | | | | | 4 | 1'39.968 | | 28.946 | 20.238 | 20.154 | 30.630 | 215.1 |
| 1 | 2'20.090 | 30.023 | 22.694 | 21.581 | 32.213 | | 5 | 1'39.921 * | | 28.907 | 20.287* | 20.108 | 30.619 | 214.7 |
| 2 | 1'43.716 * | 29.856 | 21.563* | 20.960 | 31.337 | 216.8 | 6 | 1'39.717 * | | 28.80* | 20.152 | 20.105 | 30.651 | 215.5 |
| 3 | 1'42.223 | 29.387 | 20.705 | 20.879 | 31.252 | 221.3 | 7 | 1'41.522 | | 28.788 | 21.300 | 20.729 | 30.705 | 217.3 |
| 4 | 1'41.444 * | 29.179 | 20.846* | 20.223 | 31.196 | 219.0 | 8 | 1'41.839 * | | 28.781 | 20.232* | 20.106 | 32.720 | 216.0 |
| 5 | 1'40.618 | 28.971 | 20.622 | 20.255 | 30.770 | 218.1 | 9 | 1'39.934 P | | 28.937 | 20.790* | 20.396 | 29.811 | 214.7 |
| 6 | 1'40.130 * | 28.811 | 20.538 | 20.231* | 30.550 | 218.6 | 10 | 7'09.760 | | 30.010 | 21.462 | 20.568 | 30.989 | |
| 7 | 1'41.177 * | 28.999 | 20.793* | 20.415 | 30.970* | 215.1 | 11 | 1'39.787 * | | 28.776 | 20.336* | 20.022 | 30.653 | 215.5 |
| 8 | 1'40.647 | 28.964 | 20.586 | 20.263 | 30.834 | 217.7 | 12 | 1'40.104 * | | 28.827 | 20.193* | 20.360 | 30.724 | 215.5 |
| 9 | 1'40.330 * | 28.84* | 20.634 | 20.220 | 30.629 | 218.1 | 13 | 1'40.030 * | | 28.854 | 20.338* | 20.216 | 30.622 | 216.0 |
| 10 | 1'40.188 * | 28.724 | 20.621* | 20.205 | 30.638 | 218.1 | 14 | 1'39.944 | | 28.820 | 20.155 | 20.118 | 30.851 | 215.1 |
| 11 | 1'40.167 * | 28.875 | 20.471 | 20.084 | 30.737* | 216.4 | 15 | 1'46.112 P | | 31.820 | 22.153 | 21.323 | 30.816 | 204.1 |
| 12 | 1'43.711 P | 28.912 | 20.566 | 20.193 | 34.040 | 216.8 | 17th 8 Eddie O'SHEA FleetSafe Honda - ML GBR | | | | | | | |
| 13 | 9'04.536 | 34.521 | 21.178 | 20.451 | 30.771 | | Runs=2 Total laps=15 Full laps=11 Valid laps=7 | | | | | | | |
| 14 | 1'49.638 * | 28.727 | 20.429* | 20.051 | 40.431 | 217.7 | 1 | 2'15.452 | | 30.867 | 22.701 | 21.703 | 33.203 | |
| 15 | 1'39.858 | 28.791 | 20.321 | 20.139 | 30.607 | 218.1 | 2 | 1'45.116 * | | 30.423 | 21.541* | 21.234 | 31.918 | 213.4 |
| 16 | 1'39.846 * | 28.690 | 20.387* | 20.072 | 30.697 | 219.0 | 3 | 1'42.971 | | 30.004 | 21.290 | 20.533 | 31.144 | 214.2 |
| 14th 58 Luca LUNETTA SIC58 Squadra Corse ITA | | | | | | | 4 | 1'42.260 | | 29.159 | 20.860 | 20.557 | 31.684 | 215.5 |
| Runs=2 Total laps=19 Full laps=15 Valid laps=14 | | | | | | | 5 | 1'40.731 | | 28.957 | 20.625 | 20.277 | 30.872 | 216.8 |
| 1 | 2'03.983 | 31.038 | 23.058 | 22.115 | 32.642 | | 6 | 1'41.696 * | | 29.050 | 20.846 | 20.654* | 31.146 | 216.4 |
| 2 | 1'44.327 | 30.426 | 21.412 | 20.960 | 31.529 | 211.3 | 7 | 1'42.230 * | | 29.543 | 20.618* | 20.307 | 31.762 | 210.9 |
| 3 | 1'42.275 | 29.734 | 20.924 | 20.413 | 31.204 | 211.7 | 8 | 1'41.257 * | | 29.067 | 20.917* | 20.298 | 30.975 | 215.5 |
| 4 | 1'42.746 | 29.505 | 21.171 | 20.591 | 31.479 | 209.3 | 9 | 1'43.153 P | | 29.29* | 20.860 | 20.591 | 32.403 | 215.5 |
| 5 | 1'41.437 | 29.200 | 20.797 | 20.646 | 30.794 | 213.4 | 10 | 12'20.203 * | | 26.953 | 21.069* | 20.741 | 30.978 | |
| 6 | 1'40.311 * | 28.862 | 20.549 | 20.303* | 30.597 | 214.2 | 11 | 1'40.750 | | 29.015 | 20.842 | 20.001 | 30.892 | 214.2 |
| 7 | 1'39.974 | 28.850 | 20.349 | 20.293 | 30.482 | 215.1 | 12 | 1'40.623 | | 29.047 | 20.870 | 20.082 | 30.624 | 215.1 |
| 8 | 1'39.875 | 28.800 | 20.480 | 20.099 | 30.496 | 214.7 | 13 | 1'42.407 | | 29.162 | 21.822 | 20.496 | 30.927 | 214.7 |
| 9 | 1'44.402 P | 29.06* | 20.810* | 20.964 | 33.565 | 214.7 | 14 | 1'40.016 | | 28.806 | 20.627 | 20.012 | 30.571 | 214.2 |
| 10 | 5'40.460 | 27.984 | 21.695 | 20.448 | 30.975 | | 15 | 1'40.972 P | | 28.829 | 20.930 | 20.081 | 31.132 | 214.7 |
| 11 | 1'40.590 | 29.054 | 20.539 | 20.137 | 30.860 | 213.0 | 18th 6 Ryusei YAMANAKA MT Helmets - MSI JPN | | | | | | | |
| 12 | 1'40.122 | 28.859 | 20.469 | 20.233 | 30.561 | 213.4 | Runs=2 Total laps=16 Full laps=13 Valid laps=9 | | | | | | | |
| 13 | 1'40.674 | 28.891 | 20.598 | 20.257 | 30.928 | 213.8 | 1 | 3'25.918 | | 27.459 | 25.299 | 22.194 | 32.552 | |
| 14 | 1'40.876 | 29.007 | 20.621 | 20.296 | 30.952 | 213.8 | 2 | 1'42.659 | | 29.997 | 21.082 | 20.257 | 31.323 | 212.1 |
| 15 | 1'40.454 | 28.999 | 20.379 | 20.277 | 30.799 | 215.5 | 3 | 1'43.425 * | | 29.472 | 21.019* | 21.430 | 31.504 | 213.4 |
| 16 | 1'42.972 | 28.986 | 20.456 | 20.180 | 33.350 | 215.1 | 4 | 1'42.019 | | 29.149 | 20.826 | 20.350 | 31.694 | 214.2 |
| 17 | 1'40.927 | 29.000 | 20.354 | 20.523 | 31.050 | 216.0 | | | | | | | | |
| 18 | 1'40.334 | 28.919 | 20.442 | 20.241 | 30.732 | 215.5 | | | | | | | | |

Fastest Lap: Angel PIQUERAS Leopard Racing SPA **1'38.799** 28.627 20.272 19.855 30.045

These data/results cannot be reproduced, stored and/or transmitted in whole or in part by any manner of electronic, mechanical, photocopying, recording, broadcasting or otherwise now known or herein after developed without the previous express consent by the copyright owner, except for reproduction in daily press and regular printed publications on sale to the public within 60 days of the event related to those data/results and always provided that copyright symbol appears together as follows below.
© DORNA, 2024

Free Practice

Moto3

| Lap | Lap Time | T1 | T2 | T3 | T4 | Speed | Lap | Lap Time | T1 | T2 | T3 | T4 | Speed |
|-----|-----------------|--------|---------|---------|--------|-------|-----|-----------------|--------|---------|--------|---------|-------|
| 5 | 1'40.832 * | 29.075 | 20.513 | 20.391* | 30.853 | 215.1 | 9 | 1'42.919 * | 29.32* | 21.284* | 20.761 | 31.547 | 213.4 |
| 6 | 1'40.172 | 28.889 | 20.427 | 20.145 | 30.711 | 216.0 | 10 | 1'41.398 P | 29.096 | 20.630 | 20.300 | 31.372 | 216.0 |
| 7 | 1'40.132 | 28.833 | 20.404 | 20.140 | 30.755 | 215.1 | 11 | 7'39.721 * | 26.416 | 21.325* | 20.592 | 30.626 | |
| 8 | 1'40.297 * | 29.05* | 20.548 | 20.088 | 30.611 | 214.2 | 12 | 1'40.364 | 28.905 | 20.344 | 20.384 | 30.731 | 215.5 |
| 9 | 1'40.761 | 28.967 | 20.637 | 20.291 | 30.866 | 214.2 | 13 | 1'40.489 | 28.959 | 20.871 | 19.979 | 30.680 | 214.2 |
| 10 | 1'40.401 * | 28.882 | 20.460* | 20.137 | 30.922 | 216.0 | 14 | 1'41.122 * | 28.831 | 20.620* | 20.195 | 31.476 | 214.2 |
| 11 | 1'45.171 | 31.697 | 21.156 | 20.481 | 31.837 | 213.4 | 15 | 1'40.630 | 29.047 | 20.583 | 20.108 | 30.892 | 213.8 |
| 12 | 1'40.807 P | 29.27* | 20.674 | 20.269 | 30.585 | 214.2 | 16 | 1'46.298 * | 29.170 | 20.832 | 24.015 | 32.281* | 214.2 |
| 13 | 8'53.824 | 27.870 | 21.020 | 20.423 | 31.242 | | 17 | 1'40.616 | 29.102 | 20.592 | 20.195 | 30.727 | 215.1 |
| 14 | 1'40.979 | 29.125 | 20.710 | 20.236 | 30.908 | 214.2 | | | | | | | |
| 15 | 1'40.879 | 29.104 | 20.793 | 20.150 | 30.832 | 214.2 | | | | | | | |
| 16 | 1'40.970 | 29.106 | 20.576 | 20.399 | 30.889 | 214.7 | | | | | | | |

19th 78 **Joel ESTEBAN** CFMOTO Gaviota Asp SPA
Runs=2 Total laps=14 Full laps=11 Valid laps=7

| | | | | | | |
|----|-----------------|--------|---------|---------|---------|-------|
| 1 | 2'29.108 | 28.776 | 23.448 | 22.321 | 32.565 | |
| 2 | 1'44.110 | 30.403 | 21.468 | 20.958 | 31.281 | 214.7 |
| 3 | 1'42.170 * | 29.403 | 21.100* | 20.596* | 31.071 | 215.1 |
| 4 | 1'41.301 | 29.126 | 20.746 | 20.394 | 31.035 | 215.5 |
| 5 | 1'41.796 | 29.102 | 20.888 | 20.660 | 31.146 | 216.0 |
| 6 | 1'40.339 | 28.998 | 20.549 | 20.259 | 30.533 | 217.3 |
| 7 | 1'40.030 * | 28.713 | 20.439* | 20.308* | 30.570 | 217.7 |
| 8 | 1'40.600 | 28.898 | 20.852 | 20.217 | 30.633 | 216.4 |
| 9 | 1'41.372 * | 28.89* | 21.480* | 20.337 | 30.665 | 215.5 |
| 10 | 1'41.842 P | 28.872 | 20.709 | 20.908 | 31.353 | 215.5 |
| 11 | 12'21.200 | 27.448 | 21.142 | 20.961 | 32.174 | |
| 12 | 1'40.404 | 28.897 | 20.454 | 20.268 | 30.785 | 215.5 |
| 13 | 1'42.195 * | 28.712 | 20.366 | 21.472 | 31.645* | 216.4 |
| 14 | 1'40.220 | 28.796 | 20.687 | 20.109 | 30.628 | 217.3 |

20th 64 **David MUÑOZ** BOE Motorsports SPA
Runs=3 Total laps=13 Full laps=7 Valid laps=6

| | | | | | | |
|----|-----------------|--------|---------|----------|--------|-------|
| 1 | 2'12.431 | 29.776 | 22.603 | 21.169 | 31.709 | |
| 2 | 1'41.635 | 29.477 | 20.967 | 20.446 | 30.745 | 213.0 |
| 3 | 2'34.870 P | 29.003 | 20.670 | 1'09.088 | 36.109 | 215.1 |
| 4 | 8'41.456 | 29.328 | 21.888 | 21.491 | 34.859 | |
| 5 | 1'46.071 | 29.597 | 21.572 | 20.659 | 34.243 | 215.1 |
| 6 | 1'40.633 * | 28.949 | 20.636* | 20.209 | 30.839 | 217.3 |
| 7 | 1'42.945 P | 30.202 | 21.561* | 20.561 | 30.621 | 215.1 |
| 8 | 7'41.229 | 35.129 | 21.581 | 21.158 | 31.245 | |
| 9 | 1'40.346 | 28.937 | 20.561 | 20.241 | 30.607 | 215.5 |
| 10 | 1'43.648 | 28.878 | 20.640 | 20.335 | 33.795 | 215.1 |
| 11 | 1'40.696 | 28.930 | 20.659 | 20.491 | 30.616 | 215.5 |
| 12 | 1'40.377 | 28.818 | 20.612 | 20.174 | 30.773 | 215.5 |
| 13 | 1'48.618 P | 30.046 | 23.565* | 22.105 | 32.902 | 215.1 |

21st 12 **Jacob ROULSTONE** Red Bull GASGAS Te AUS
Runs=2 Total laps=17 Full laps=14 Valid laps=9

| | | | | | | |
|---|-----------------|--------|---------|---------|--------|-------|
| 1 | 1'57.585 | 29.790 | 24.656 | 22.773 | 33.700 | |
| 2 | 1'46.921 | 30.605 | 22.739 | 21.317 | 32.260 | 210.5 |
| 3 | 1'46.328 | 30.923 | 22.145 | 21.168 | 32.092 | 211.7 |
| 4 | 1'43.110 | 29.596 | 21.217 | 20.539 | 31.758 | 213.8 |
| 5 | 1'41.636 | 29.119 | 20.919 | 20.439 | 31.159 | 217.7 |
| 6 | 1'41.654 * | 29.237 | 20.999* | 20.442* | 30.976 | 214.2 |
| 7 | 1'41.765 * | 29.193 | 21.004* | 20.621 | 30.947 | 214.7 |
| 8 | 1'42.042 | 29.263 | 21.175 | 20.405 | 31.199 | 213.8 |

22nd 54 **Riccardo ROSSI** CIP Green Power ITA
Runs=2 Total laps=17 Full laps=14 Valid laps=11

| | | | | | | |
|----|-----------------|--------|---------|---------|--------|-------|
| 1 | 2'14.824 | 29.878 | 22.788 | 21.521 | 32.408 | |
| 2 | 1'43.058 | 30.056 | 21.061 | 20.524 | 31.417 | 214.7 |
| 3 | 1'41.740 | 29.411 | 20.737 | 20.455 | 31.137 | 216.0 |
| 4 | 1'41.117 | 29.239 | 20.766 | 20.304 | 30.808 | 215.5 |
| 5 | 1'40.814 | 29.068 | 20.696 | 20.301 | 30.749 | 214.7 |
| 6 | 1'40.955 * | 28.873 | 20.399 | 20.801* | 30.882 | 215.5 |
| 7 | 1'40.673 | 28.938 | 20.647 | 20.306 | 30.782 | 215.5 |
| 8 | 1'41.377 * | 29.310 | 20.728* | 20.519 | 30.820 | 216.0 |
| 9 | 1'42.741 * | 29.15* | 20.806* | 20.920 | 31.860 | 213.0 |
| 10 | 1'51.764 P | 29.148 | 22.990* | 25.991 | 33.635 | 213.8 |
| 11 | 8'16.322 | 29.671 | 21.274 | 20.653 | 31.584 | |
| 12 | 1'42.371 | 29.507 | 21.112 | 20.589 | 31.163 | 211.7 |
| 13 | 1'42.141 | 29.270 | 21.074 | 20.565 | 31.232 | 211.7 |
| 14 | 1'50.020 | 29.355 | 21.545 | 24.660 | 34.460 | 212.1 |
| 15 | 1'43.223 | 29.551 | 21.378 | 20.886 | 31.408 | 212.5 |
| 16 | 1'43.003 | 29.461 | 21.330 | 20.659 | 31.553 | 212.1 |
| 17 | 1'42.468 | 29.270 | 21.153 | 20.718 | 31.327 | 212.5 |

23rd 85 **Xabi ZURUTUZA** Red Bull KTM Ajo SPA
Runs=3 Total laps=15 Full laps=10 Valid laps=5

| | | | | | | |
|----|-----------------|--------|---------|---------|---------|-------|
| 1 | 2'20.055 | 30.160 | 22.429 | 21.808 | 32.313 | |
| 2 | 1'43.607 | 30.141 | 21.176 | 20.994 | 31.296 | 214.7 |
| 3 | 1'42.675 | 29.444 | 20.795 | 21.136 | 31.300 | 217.3 |
| 4 | 1'41.405 | 29.343 | 20.599 | 20.397 | 31.066 | 217.3 |
| 5 | 1'41.178 * | 29.217 | 20.476* | 20.546 | 30.939 | 219.9 |
| 6 | 1'41.882 * | 29.268 | 20.732 | 20.834* | 31.048 | 217.3 |
| 7 | 1'42.591 * | 29.370 | 20.717* | 21.106 | 31.398 | 215.5 |
| 8 | 1'41.795 | 29.338 | 20.843 | 20.606 | 31.008 | 216.8 |
| 9 | 1'42.791 P | 29.32* | 20.933* | 20.999 | 31.535 | 214.7 |
| 10 | 6'59.654 | 28.369 | 21.093 | 20.735 | 31.183 | |
| 11 | 1'41.801 * | 29.436 | 20.820* | 20.642 | 30.903 | 213.4 |
| 12 | 1'42.857 P | 30.388 | 20.603* | 20.415 | 31.451 | 214.2 |
| 13 | 5'28.209 * | 26.076 | 21.132* | 22.679 | 32.226* | |
| 14 | 1'40.896 | 29.062 | 20.258 | 20.555 | 31.021 | 217.3 |
| 15 | 1'40.815 * | 29.269 | 20.471* | 20.348 | 30.727 | 219.5 |

24th 55 **Noah DETTWILER** CIP Green Power SWI
Runs=1 Total laps=6 Full laps=5 Valid laps=3

| | | | | | | |
|---|-----------------|--------|---------|---------|--------|-------|
| 1 | 2'13.260 | 29.240 | 23.227 | 21.463 | 31.915 | |
| 2 | 1'44.791 | 30.122 | 21.525 | 21.074 | 32.070 | 212.5 |
| 3 | 1'42.035 | 29.513 | 20.865 | 20.751 | 30.906 | 216.0 |
| 4 | 1'41.015 * | 29.234 | 20.671* | 20.347 | 30.763 | 215.1 |
| 5 | 1'41.009 | 29.101 | 20.682 | 20.389 | 30.837 | 217.3 |
| 6 | 1'40.955 * | 29.096 | 20.683 | 20.426* | 30.750 | 216.8 |

| | | | | | | | | |
|---------------------|----------------|----------------|-----|-----------------|--------|--------|--------|--------|
| Fastest Lap: | Angel PIQUERAS | Leopard Racing | SPA | 1'38.799 | 28.627 | 20.272 | 19.855 | 30.045 |
|---------------------|----------------|----------------|-----|-----------------|--------|--------|--------|--------|

These data/results cannot be reproduced, stored and/or transmitted in whole or in part by any manner of electronic, mechanical, photocopying, recording, broadcasting or otherwise now known or herein after developed without the previous express consent by the copyright owner, except for reproduction in daily press and regular printed publications on sale to the public within 60 days of the event related to those data/results and always provided that copyright symbol appears together as follows below.
© DORNA, 2024

Free Practice

Moto3

| Lap | Lap Time | T1 | T2 | T3 | T4 | Speed | Lap | Lap Time | T1 | T2 | T3 | T4 | Speed |
|------------|----------|--------|--------|----|----|-------|-----|----------|----|----|----|----|-------|
| unfinished | | 29.120 | 20.810 | | | 215.5 | | | | | | | |

25th 93 **Arbi ADITAMA** Honda Team Asia INA
 Runs=2 Total laps=14 Full laps=11 Valid laps=9

| | | | | | | | | | | | | | |
|----|-----------------|---------------|---------------|---------------|---------------|--------------|--|--|--|--|--|--|--|
| 1 | 2'17.675 | 29.588 | 22.838 | 22.233 | 33.027 | | | | | | | | |
| 2 | 1'44.591 | 30.429 | 21.757 | 20.894 | 31.511 | 211.3 | | | | | | | |
| 3 | 1'42.843 | 29.535 | 21.152 | 20.929 | 31.227 | 212.1 | | | | | | | |
| 4 | 1'42.297 | 29.387 | 20.932 | 20.730 | 31.248 | 212.5 | | | | | | | |
| 5 | 1'41.947 | 29.316 | 20.935 | 20.520 | 31.176 | 212.5 | | | | | | | |
| 6 | 1'41.708 * | 29.190 | 20.571 | 20.705* | 31.242 | 213.8 | | | | | | | |
| 7 | 1'41.841 | 29.219 | 20.669 | 20.834 | 31.119 | 212.5 | | | | | | | |
| 8 | 1'44.649 P | 30.431 | 21.571 | 21.140 | 31.507 | 211.7 | | | | | | | |
| 9 | 12'29.327 | 36.752 | 23.724 | 24.001 | 31.913 | | | | | | | | |
| 10 | 1'41.497 | 29.194 | 20.814 | 20.423 | 31.066 | 212.5 | | | | | | | |
| 11 | 1'41.089 | 29.159 | 20.739 | 20.292 | 30.899 | 210.9 | | | | | | | |
| 12 | 1'40.416 * | 28.875 | 20.507* | 20.245 | 30.789* | 213.0 | | | | | | | |
| 13 | 1'41.308 | 29.123 | 20.715 | 20.591 | 30.879 | 213.4 | | | | | | | |
| 14 | 1'41.074 | 29.412 | 20.684 | 20.252 | 30.726 | 212.1 | | | | | | | |

26th 5 **Tatchakorn BUASRI** Honda Team Asia THA
 Runs=2 Total laps=17 Full laps=14 Valid laps=8

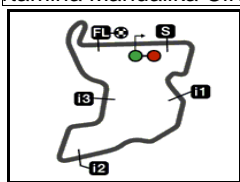
| | | | | | | | | | | | | | |
|----|-----------------|---------------|---------------|---------------|---------------|--------------|--|--|--|--|--|--|--|
| 1 | 2'15.299 | 29.650 | 22.814 | 21.557 | 32.719 | | | | | | | | |
| 2 | 1'43.058 | 29.897 | 21.082 | 20.598 | 31.481 | 217.7 | | | | | | | |
| 3 | 1'42.149 | 29.320 | 20.763 | 20.805 | 31.261 | 219.9 | | | | | | | |
| 4 | 1'41.075 | 29.143 | 20.420 | 20.518 | 30.994 | 218.6 | | | | | | | |
| 5 | 1'41.125 | 28.988 | 20.416 | 20.443 | 31.278 | 219.0 | | | | | | | |
| 6 | 1'40.805 * | 29.099 | 20.493 | 20.349* | 30.864 | 218.1 | | | | | | | |
| 7 | 1'41.600 * | 28.983 | 20.585* | 20.737 | 31.295 | 219.0 | | | | | | | |
| 8 | 1'41.927 | 29.205 | 20.795 | 20.542 | 31.385 | 215.5 | | | | | | | |
| 9 | 1'42.077 * | 29.22* | 20.803 | 20.714 | 31.339 | 214.7 | | | | | | | |
| 10 | 1'46.227 * | 29.781 | 24.072* | 20.864 | 31.510 | 216.0 | | | | | | | |
| 11 | 1'44.525 * | 29.373 | 21.133* | 20.860 | 33.159* | 213.8 | | | | | | | |
| 12 | 1'43.311 | 29.455 | 21.308 | 20.861 | 31.687 | 214.2 | | | | | | | |
| 13 | 1'49.674 P | 32.33* | 23.575 | 21.731 | 32.031 | 211.7 | | | | | | | |
| 14 | 8'20.283 | 29.075 | 22.827 | 21.197 | 32.093 | | | | | | | | |
| 15 | 1'42.096 | 29.326 | 20.779 | 20.770 | 31.221 | 215.5 | | | | | | | |
| 16 | 1'42.152 | 29.344 | 21.095 | 20.477 | 31.236 | 213.4 | | | | | | | |
| 17 | 1'41.878 * | 29.357 | 20.991* | 20.545 | 30.985 | 213.8 | | | | | | | |

27th 7 **Filippo FARIOLI** SIC58 Squadra Corse ITA
 Runs=3 Total laps=9 Full laps=4 Valid laps=5

| | | | | | | | | | | | | | |
|------------|-----------------|---------------|---------------|---------------|---------------|--------------|--|--|--|--|--|--|--|
| 1 | 2'28.253 * | 28.488 | 22.041* | 21.795 | 32.105 | | | | | | | | |
| 2 | 1'43.010 * | 30.011 | 21.436* | 20.654 | 30.909 | 210.9 | | | | | | | |
| 3 | 1'41.484 | 29.201 | 20.954 | 20.536 | 30.793 | 212.5 | | | | | | | |
| 4 | 1'41.621 | 29.225 | 20.903 | 20.619 | 30.874 | 212.1 | | | | | | | |
| 5 | 1'41.605 | 29.183 | 20.955 | 20.644 | 30.823 | 213.0 | | | | | | | |
| unfinished | | 29.059 | 20.868 | 21.682 | | 211.3 | | | | | | | |
| 6 | 1'42.512 * | 30.214 | 20.885* | 20.565 | 30.848 | | | | | | | | |
| 7 | 2'19.409 P | 29.006 | 20.762* | 20.328 | 1'09.313 | 211.3 | | | | | | | |
| 8 | 14'53.588 | 27.441 | 20.922 | 20.509 | 30.876 | | | | | | | | |
| 9 | 1'41.451 | 29.107 | 20.993 | 20.589 | 30.762 | 212.1 | | | | | | | |

Fastest Lap: Angel PIQUERAS Leopard Racing SPA **1'38.799** 28.627 20.272 19.855 30.045

These data/results cannot be reproduced, stored and/or transmitted in whole or in part by any manner of electronic, mechanical, photocopying, recording, broadcasting or otherwise now known or herein after developed without the previous express consent by the copyright owner, except for reproduction in daily press and regular printed publications on sale to the public within 60 days of the event related to those data/results and always provided that copyright symbol appears together as follows below.
 © DORNA, 2024



4301 m.

PERTAMINA GRAND PRIX OF INDONESIA

Free Practice

Best Partial Times


IT Ideal Lap Time, sum of the best partial times

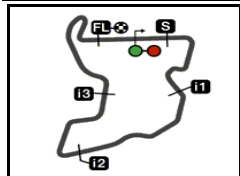
BT Best Lap Time

| <i>T1</i> | | <i>T2</i> | | <i>T3</i> | | <i>T4</i> | | | | <i>IT</i> | <i>BT</i> | | | | | |
|------------|--------------|-------------|--------------|-------------|--------------|-------------|--------------|-------------|------------|--------------|-----------|----|-------------|----------|----------|------|
| <i>Pos</i> | <i>Rider</i> | <i>Time</i> | <i>Rider</i> | <i>Time</i> | <i>Rider</i> | <i>Time</i> | <i>Rider</i> | <i>Time</i> | <i>Pos</i> | <i>Rider</i> | | | | | | |
| 1D. | HOLGADO | 28.567 | C. | VEIJER | 20.087 | A. | PIQUERAS | 19.855 | A. | PIQUERAS | 30.045 | 1 | A.PIQUERAS | 1'38.799 | 1'38.799 | (1) |
| 2S. | OGDEN | 28.606 | S. | NEPA | 20.152 | C. | VEIJER | 19.949 | D. | HOLGADO | 30.164 | 2 | D.HOLGADO | 1'39.005 | 1'39.255 | (3) |
| 3A. | PIQUERAS | 28.627 | T. | SUZUKI | 20.200 | A. | FERNANDEZ | 19.967 | T. | SUZUKI | 30.171 | 3 | T.SUZUKI | 1'39.056 | 1'39.098 | (2) |
| 4D. | ALMANSA | 28.631 | D. | ALMANSA | 20.230 | D. | HOLGADO | 19.970 | D. | ALMANSA | 30.196 | 4 | C.VEIJER | 1'39.135 | 1'39.358 | (5) |
| 5A. | FERNANDEZ | 28.639 | S. | OGDEN | 20.238 | J. | ROULSTONE | 19.979 | A. | FERNANDEZ | 30.358 | 5 | D.ALMANSA | 1'39.172 | 1'39.284 | (4) |
| 6T. | SUZUKI | 28.640 | I. | ORTOLA | 20.242 | M. | BERTELLE | 19.979 | M. | BERTELLE | 30.365 | 6 | S.OGDEN | 1'39.216 | 1'39.425 | (6) |
| 7J. | RUEDA | 28.690 | X. | ZURUTUZA | 20.258 | S. | OGDEN | 19.989 | C. | VEIJER | 30.374 | 7 | A.FERNANDEZ | 1'39.310 | 1'39.668 | (8) |
| 8J. | KELSO | 28.691 | A. | PIQUERAS | 20.272 | N. | CARRARO | 19.999 | S. | OGDEN | 30.383 | 8 | M.BERTELLE | 1'39.359 | 1'39.494 | (7) |
| 9M. | BERTELLE | 28.704 | D. | HOLGADO | 20.304 | E. | O'SHEA | 20.001 | I. | ORTOLA | 30.406 | 9 | I.ORTOLA | 1'39.434 | 1'39.800 | (10) |
| 10J. | ESTEBAN | 28.712 | M. | BERTELLE | 20.311 | S. | NEPA | 20.022 | J. | KELSO | 30.411 | 10 | S.NEPA | 1'39.569 | 1'39.944 | (16) |
| 11T. | FURUSATO | 28.717 | D. | ALONSO | 20.315 | I. | ORTOLA | 20.025 | T. | FURUSATO | 30.450 | 11 | J.KELSO | 1'39.599 | 1'39.906 | (15) |
| 12C. | VEIJER | 28.725 | J. | KELSO | 20.319 | T. | SUZUKI | 20.045 | D. | ALONSO | 30.465 | 12 | J.RUEDA | 1'39.612 | 1'39.858 | (13) |
| 13N. | CARRARO | 28.743 | J. | RUEDA | 20.321 | J. | RUEDA | 20.051 | L. | LUNETTA | 30.482 | 13 | D.ALONSO | 1'39.648 | 1'39.796 | (9) |
| 14I. | ORTOLA | 28.761 | J. | ROULSTONE | 20.344 | D. | ALONSO | 20.071 | N. | CARRARO | 30.494 | 14 | N.CARRARO | 1'39.676 | 1'39.823 | (11) |
| 15S. | NEPA | 28.776 | A. | FERNANDEZ | 20.346 | R. | YAMANAKA | 20.088 | J. | ESTEBAN | 30.533 | 15 | T.FURUSATO | 1'39.687 | 1'39.829 | (12) |
| 16D. | ALONSO | 28.797 | L. | LUNETTA | 20.349 | T. | FURUSATO | 20.090 | J. | RUEDA | 30.550 | 16 | J.ESTEBAN | 1'39.720 | 1'40.220 | (19) |
| 17L. | LUNETTA | 28.800 | J. | ESTEBAN | 20.366 | L. | LUNETTA | 20.099 | E. | O'SHEA | 30.571 | 17 | L.LUNETTA | 1'39.730 | 1'39.875 | (14) |
| 18E. | O'SHEA | 28.806 | R. | ROSSI | 20.399 | J. | ESTEBAN | 20.109 | D. | MUÑOZ | 30.607 | 18 | J.ROULSTONE | 1'39.780 | 1'40.364 | (21) |
| 19D. | MUÑOZ | 28.818 | R. | YAMANAKA | 20.404 | D. | ALMANSA | 20.115 | R. | YAMANAKA | 30.611 | 19 | R.YAMANAKA | 1'39.936 | 1'40.132 | (18) |
| 20J. | ROULSTONE | 28.831 | T. | BUASRI | 20.416 | D. | MUÑOZ | 20.174 | S. | NEPA | 30.619 | 20 | E.O'SHEA | 1'40.003 | 1'40.016 | (17) |
| 21R. | YAMANAKA | 28.833 | T. | FURUSATO | 20.430 | J. | KELSO | 20.178 | J. | ROULSTONE | 30.626 | 21 | D.MUÑOZ | 1'40.160 | 1'40.346 | (20) |
| 22R. | ROSSI | 28.873 | N. | CARRARO | 20.440 | A. | ADITAMA | 20.245 | A. | ADITAMA | 30.726 | 22 | R.ROSSI | 1'40.322 | 1'40.673 | (22) |
| 23A. | ADITAMA | 28.875 | D. | MUÑOZ | 20.561 | R. | ROSSI | 20.301 | X. | ZURUTUZA | 30.727 | 23 | X.ZURUTUZA | 1'40.395 | 1'40.896 | (23) |
| 24T. | BUASRI | 28.983 | A. | ADITAMA | 20.571 | F. | FARIOLI | 20.328 | R. | ROSSI | 30.749 | 24 | A.ADITAMA | 1'40.417 | 1'41.074 | (25) |

These data/results cannot be reproduced, stored and/or transmitted in whole or in part by any manner of electronic, mechanical, photocopying, recording, broadcasting or otherwise now known or herein after developed without the previous express consent by the copyright owner, except for reproduction in daily press and regular printed publications on sale to the public within 60 days of the event related to those data/results and always provided that copyright symbol appears together as follows below.
© DORNA, 2024

Pertamina Mandalika Circuit

Results and timing service provided by 



4301 m.

PERTAMINA GRAND PRIX OF INDONESIA

Free Practice

Best Partial Times


Moto3™

IT Ideal Lap Time, sum of the best partial times

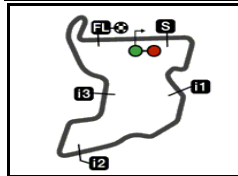
BT Best Lap Time

| T1 | | T2 | | T3 | | T4 | | | | IT | BT | |
|------------|--------------|---------------|--------------|---------------|--------------|---------------|--------------|---------------|------------|--------------|-----------|---------------|
| <i>Pos</i> | <i>Rider</i> | <i>Time</i> | <i>Rider</i> | <i>Time</i> | <i>Rider</i> | <i>Time</i> | <i>Rider</i> | <i>Time</i> | <i>Pos</i> | <i>Rider</i> | | |
| 25 | F.FARIOLI | 29.006 | E.O'SHEA | 20.625 | N.DETTWILER | 20.347 | N.DETTWILER | 30.750 | 25 | T.BUASRI | 1'40.706 | 1'41.075 (26) |
| 26 | X.ZURUTUZA | 29.062 | N.DETTWILER | 20.682 | X.ZURUTUZA | 20.348 | F.FARIOLI | 30.762 | 26 | N.DETTWILER | 1'40.875 | 1'41.009 (24) |
| 27 | N.DETTWILER | 29.096 | F.FARIOLI | 20.868 | T.BUASRI | 20.443 | T.BUASRI | 30.864 | 27 | F.FARIOLI | 1'40.964 | 1'41.451 (27) |

These data/results cannot be reproduced, stored and/or transmitted in whole or in part by any manner of electronic, mechanical, photocopying, recording, broadcasting or otherwise now known or herein after developed without the previous express consent by the copyright owner, except for reproduction in daily press and regular printed publications on sale to the public within 60 days of the event related to those data/results and always provided that copyright symbol appears together as follows below.
© DORNA, 2024

Official MotoGP Timing by 
www.motogp.com





4301 m.

PERTAMINA GRAND PRIX OF INDONESIA

Free Practice

Fastest Laps Sequence

| <i>Practice Time</i> |  <i>Rider</i> | <i>Nation</i> | <i>Motorcycle</i> | <i>Time</i> | <i>Km/h</i> | <i>Rider's Lap</i> |
|----------------------|--|---------------|-------------------|-----------------|-------------|--------------------|
| 3'44.506 | 12 Jacob ROULSTONE | AUS | GASGAS | 1'46.921 | 144.8 | 2 |
| 3'48.310 | 58 Luca LUNETTA | ITA | HONDA | 1'44.327 | 148.4 | 2 |
| 3'52.726 | 96 Daniel HOLGADO | SPA | GASGAS | 1'42.077 | 151.6 | 2 |
| 3'52.811 | 36 Angel PIQUERAS | SPA | HONDA | 1'41.503 | 152.5 | 2 |
| 4'10.579 | 48 Ivan ORTOLA | SPA | KTM | 1'41.175 | 153.0 | 2 |
| 5'33.435 | 96 Daniel HOLGADO | SPA | GASGAS | 1'40.709 | 153.7 | 3 |
| 7'13.847 | 96 Daniel HOLGADO | SPA | GASGAS | 1'40.412 | 154.2 | 4 |
| 7'30.283 | 48 Ivan ORTOLA | SPA | KTM | 1'39.800 | 155.1 | 4 |
| 11'54.171 | 95 Collin VEIJER | NED | HUSQVARNA | 1'39.729 | 155.2 | 6 |
| 13'33.847 | 95 Collin VEIJER | NED | HUSQVARNA | 1'39.676 | 155.3 | 7 |
| 16'55.846 | 95 Collin VEIJER | NED | HUSQVARNA | 1'39.358 | 155.8 | 9 |
| 26'44.079 | 96 Daniel HOLGADO | SPA | GASGAS | 1'39.255 | 155.9 | 13 |
| 28'24.970 | 36 Angel PIQUERAS | SPA | HONDA | 1'38.799 | 156.7 | 13 |

These data/results cannot be reproduced, stored and/or transmitted in whole or in part by any manner of electronic, mechanical, photocopying, recording, broadcasting or otherwise now known or herein after developed without the previous express consent by the copyright owner, except for reproduction in daily press and regular printed publications on sale to the public within 60 days of the event related to those data/results and always provided that copyright symbol appears together as follows below.

© DORNA, 2024