


PERTAMINA GRAND PRIX OF INDONESIA
Race
Classification after 20 laps = 86.02 km

29

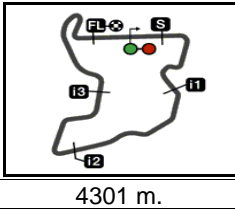
Pos		Rider	Nation	Team	Motorcycle	Total Time	Km/h	Gap
1	25	80 David ALONSO	COL	CFMOTO Gaviota Aspar Team	CFMOTO	32'57.410	156.6	
2	20	31 Adrian FERNANDEZ	SPA	Leopard Racing	HONDA	32'57.495	156.5	0.085
3	16	64 David MUÑOZ	SPA	BOE Motorsports	KTM	32'57.635	156.5	0.225
4	13	36 Angel PIQUERAS	SPA	Leopard Racing	HONDA	32'58.074	156.5	0.664
5	11	58 Luca LUNETTA	ITA	SIC58 Squadra Corse	HONDA	32'58.245	156.5	0.835
6	10	96 Daniel HOLGADO	SPA	Red Bull GASGAS Tech3	GASGAS	32'58.272	156.5	0.862
7	9	24 Tatsuki SUZUKI	JPN	Liqui Moly Husqvarna Intact GP	HUSQVARNA	32'58.710	156.5	1.300
8	8	66 Joel KELSO	AUS	BOE Motorsports	KTM	32'59.245	156.4	1.835
9	7	48 Ivan ORTOLA	SPA	MT Helmets - MSI	KTM	33'14.074	155.2	16.664
10	6	10 Nicola CARRARO	ITA	LEVELUP - MTA	KTM	33'14.084	155.2	16.674
11	5	99 Jose Antonio RUEDA	SPA	Red Bull KTM Ajo	KTM	33'14.180	155.2	16.770
12	4	18 Matteo BERTELLE	ITA	Kopron Rivacold Snipers Team	HONDA	33'14.217	155.2	16.807
13	3	19 Scott OGDEN	GBR	FleetSafe Honda - MLav Racing	HONDA	33'14.415	155.2	17.005
14	2	78 Joel ESTEBAN	SPA	CFMOTO Gaviota Aspar Team	CFMOTO	33'14.654	155.2	17.244
15	1	82 Stefano NEPA	ITA	LEVELUP - MTA	KTM	33'21.214	154.7	23.804
16		12 Jacob ROULSTONE	AUS	Red Bull GASGAS Tech3	GASGAS	33'23.534	154.5	26.124
17		6 Ryusei YAMANAKA	JPN	MT Helmets - MSI	KTM	33'36.722	153.5	39.312
18		55 Noah DETTWILER	SWI	CIP Green Power	KTM	33'54.750	152.1	57.340
Not classified								
		72 Taiyo FURUSATO	JPN	Honda Team Asia	HONDA	28'01.627	156.5	3 laps
		95 Collin VEIJER	NED	Liqui Moly Husqvarna Intact GP	HUSQVARNA	18'07.903	156.5	9 laps
		54 Riccardo ROSSI	ITA	CIP Green Power	KTM	16'56.069	152.3	10 laps
		85 Xabi ZURUTUZA	SPA	Red Bull KTM Ajo	KTM	17'24.228	148.2	10 laps
		5 Tatchakorn BUASRI	THA	Honda Team Asia	HONDA	6'45.937	152.5	16 laps
		93 Arbi ADITAMA	INA	Honda Team Asia	HONDA	6'46.067	152.5	16 laps
		7 Filippo FARIOLI	ITA	SIC58 Squadra Corse	HONDA	3'24.149	151.6	18 laps
		22 David ALMANSA	SPA	Kopron Rivacold Snipers Team	HONDA	3'24.458	151.4	18 laps

The results are provisional until the end of the limit for protest and appeals.

Time limit for protest expires 60' after publication of the results - Time:

These data/results cannot be reproduced, stored and/or transmitted in whole or in part by any manner of electronic, mechanical, photocopying, recording, broadcasting or otherwise now known or herein after developed without the previous express consent by the copyright owner, except for reproduction in daily press and regular printed publications on sale to the public within 60 days of the event related to those data/results and always provided that copyright symbol appears together as follows below.

© DORNA, 2024



PERTAMINA GRAND PRIX OF INDONESIA
Race
Classification after 20 laps = 86.02 km

29

Pos	Rider	Nation	Team	Motorcycle	Total Time	Km/h	Gap
-----	-------	--------	------	------------	------------	------	-----

Race condition: Dry
 Air: 29°
 Humidity: 78%
 Ground: 58°

Pole Position:		Ivan ORTOLA	1'37.332	159.0 Km/h
Fastest Lap (New record):	Lap 3	Daniel HOLGADO	1'37.936	158.0 Km/h
Best Race Lap:	2023	Ivan ORTOLA	1'38.936	156.5 Km/h
All-Time Lap Record:	2024	Ivan ORTOLA	1'37.332	159.0 Km/h

- 11:45'00
- 11:50'12
- 12:00'00
- 12:02'38
- 12:04'15 Ivan ORTOLA
- 12:04'20 Stefano NEPA
- 12:04'20 Xabi ZURUTUZA
- 12:04'33 Jose Antonio RUEDA
- 12:05'05 Jose Antonio RUEDA
- 12:05'54 -
- 12:06'57 Filippo FARIOLI
- 12:06'57 David ALMANSA
- 12:08'23 Ivan ORTOLA
- 12:08'51 Stefano NEPA
- 12:10'51 Arbi ADITAMA
- 12:11'01 Tatchakorn BUASRI
- 12:11'01 Noah DETTWILER
- 12:11'08 Noah DETTWILER
- 12:12'06 Xabi ZURUTUZA
- 12:15'41 Xabi ZURUTUZA
- 12:15'47 Xabi ZURUTUZA
- 12:19'34 Riccardo ROSSI
- 12:19'54 Ivan ORTOLA
- 12:20'02 Xabi ZURUTUZA
- 12:21'34 Collin VEIJER
- 12:22'07 Joel ESTEBAN
- 12:23'12 Jacob ROULSTONE
- 12:23'54 Ivan ORTOLA
- 12:26'20 Stefano NEPA
- 12:26'45 Jacob ROULSTONE
- 12:29'55 Stefano NEPA
- 12:31'02 Taiyo FURUSATO
- 12:32'38 Nicola CARRARO

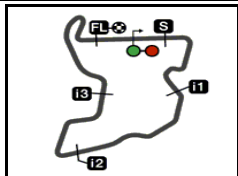
- SIGHTING LAP START**
- All bikes on grid
- WARM UP LAP START**
- RACE START**
- double long lap penalty
- double long lap penalty
- double long lap penalty
- long lap penalty
- long lap penalty - COMPLETED
- No jump starts**
- crashed out - Rider OK
- crashed out - Rider OK
- double long lap penalty - COMPLETED
- double long lap penalty - COMPLETED
- crashed out - Rider OK
- crashed out - Rider OK
- crashed out - Rider OK
- re-joined race
- double long lap penalty - COMPLETED
- crashed out - Rider OK
- re-joined race
- entered pits and retired
- long lap penalty due to shortcut at T9
- entered pits and retired
- crashed out - Rider OK
- track limits warning
- long lap penalty due to shortcut at T9
- long lap penalty - COMPLETED
- long lap penalty due to shortcut at T9
- long lap penalty - COMPLETED
- long lap penalty - COMPLETED
- crashed out - Rider OK
- track limits warning

The results are provisional until the end of the limit for protest and appeals.

Time limit for protest expires 60' after publication of the results - Time:

These data/results cannot be reproduced, stored and/or transmitted in whole or in part by any manner of electronic, mechanical, photocopying, recording, broadcasting or otherwise now known or herein after developed without the previous express consent by the copyright owner, except for reproduction in daily press and regular printed publications on sale to the public within 60 days of the event related to those data/results and always provided that copyright symbol appears together as follows below.

© DORNA, 2024



PERTAMINA GRAND PRIX OF INDONESIA

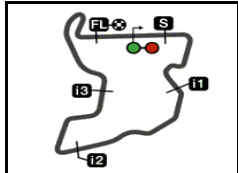
30

4301 m.

World Championship Classification

Rider		Points	Leader	Previous	QAT	POR	AME	SPA	FRA	CAT	ITA	NED	GER	GBR	AUT	ARA	RSM	EMI	INA	JPN	AUS	THA	MAL	VAL
1 ALONSO David	COL	296			25	13	25	5	25	25	25	11	25	20	25	13	9	25	25					
2 HOLGADO Daniel	SPA	199	97	97	20	25	20	9	20	10	2	5	9	13	16	7	20	13	10					
3 ORTOLA Ivan	SPA	191	105	8	7	16	-	16	11	20	10	25	16	25	7	4	16	11	7					
4 VEIJER Collin	NED	189	107	2	11	10	-	25	16	13	20	20	0	16	11	20	11	16	-					
5 MUÑOZ David	SPA	133	163	56	0	7	11	20	-	11	11	16	8	4	20	9	-	-	16					
6 PIQUERAS Angel	SPA	131	165	2	4	-	16	6	6	4	5	8	11	-	13	-	25	20	13					
7 FERNANDEZ Adrian	SPA	121	175	10	-	6	5	10	10	6	8	9	13	8	10	5	3	8	20					
8 RUEDA Jose Antonio	SPA	110	186	11	-	20	-	-	8	16	1	13	-	7	9	25	-	6	5					
9 KELSO Joel	AUS	110	186	0	8	11	9	11	3	-	4	4	5	9	8	11	10	9	8					
10 YAMANAKA Ryusei	JPN	86	210	24	-	-	13	13	9	5	16	6	10	10	3	0	0	1	0					
11 FURUSATO Taiyo	JPN	81	215	5	16	0	-	0	2	-	13	3	20	-	1	10	13	3	-					
12 LUNETTA Luca	ITA	78	218	3	1	0	0	0	5	9	9	10	-	-	0	16	7	10	11					
13 SUZUKI Tatsuki	JPN	72	224	6	9	4	10	0	7	1	-	-	7	6	4	2	8	5	9					
14 NEPA Stefano	ITA	59	237	13	10	9	0	7	0	3	-	7	4	11	-	3	2	2	1					
15 ROULSTONE Jacob	AUS	50	246	9	6	5	8	4	4	8	7	2	-	0	2	0	4	0	0					
16 ESTEBAN Joel	SPA	44	252	6	5	8	7	-	13	2	0	1	2	3	0	1	0	0	2					
17 BERTELLE Matteo	ITA	42	254	2	-	-	6	2	-	0	6	0	1	5	5	6	-	7	4					
18 ROSSI Riccardo	ITA	24	272	18	13	-	0	0	-	-	3	0	0	2	6	0	-	0	-					
19 FARIOLI Filippo	ITA	24	272	0	-	0	1	3	-	7	0	0	3	0	0	-	6	4	-					
20 CARRARO Nicola	ITA	22	274	2	2	1	4	8	0	0	0	0	0	1	0	-	0	0	6					
21 OGDEN Scott	GBR	15	281	7	3	2	-	0	-	0	0	0	6	-	0	0	1	0	3					
22 ZURUTUZA Xabi	SPA	11	285	4	-	-	3	0	0	0	-	0	0	-	0	8	0	0	-					

These data/results cannot be reproduced, stored and/or transmitted in whole or in part by any manner of electronic, mechanical, photocopying, recording, broadcasting or otherwise now known or herein after developed without the previous express consent by the copyright owner, except for reproduction in daily press and regular printed publications on sale to the public within 60 days of the event related to those data/results and always provided that copyright symbol appears together as follows below.
© DORNA, 2024



PERTAMINA GRAND PRIX OF INDONESIA

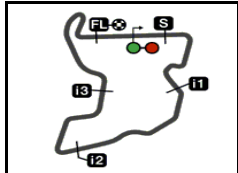
30

4301 m.

World Championship Classification

Rider		Points	Leader	Previous	QAT	POR	AME	SPA	FRA	CAT	ITA	NED	GER	GBR	AUT	ARA	RSM	EMI	INA	JPN	AUS	THA	MAL	VAL
23 ALMANSA David	SPA	7	289	4	-	-	-	1	1	-	0	-	0	0	0	0	5	0	-					
24 PEREZ Vicente	SPA	3	293	4	-	3	-	0	-	-	-	-	-	-	0	-	-	-	-					
25 DETTWILER Noah	SWI	2	294	1	0	0	2	0	0	0	0	0	0	0	0	0	0	0	0					
26 WHATLEY Joshua	GBR	0	296	2	0	0	0	0	0	0	0	0	0	-	-	-	-	-	-					
27 BUASRI Tatchakorn	THA	0	296	0	0	0	-	0	0	0	0	0	0	0	0	-	0	-	-					
28 ROSENTHALER Jakob	AUT	0	296	0	-	-	-	-	-	-	-	-	-	-	0	-	0	-	-					
29 SHAHRIL Danial	MAL	0	296	0	-	-	-	-	-	-	-	-	-	0	-	-	-	-	-					
30 AL SAHOUTI Hamad	QAT	0	296	0	-	0	-	-	-	-	-	-	-	-	-	-	-	-	-					
31 ADITAMA Arbi	INA	0	296	0	-	-	-	-	-	0	-	-	-	-	-	0	-	-	-					

These data/results cannot be reproduced, stored and/or transmitted in whole or in part by any manner of electronic, mechanical, photocopying, recording, broadcasting or otherwise now known or herein after developed without the previous express consent by the copyright owner, except for reproduction in daily press and regular printed publications on sale to the public within 60 days of the event related to those data/results and always provided that copyright symbol appears together as follows below.
© DORNA, 2024



PERTAMINA GRAND PRIX OF INDONESIA

4301 m.

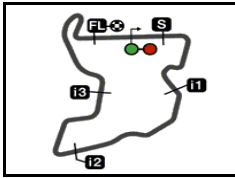
World Championship Classification

30

Constructor	Points	Leader	Previous	QAT	POR	AME	SPA	FRA	CAT	ITA	NED	GER	GBR	AUT	ARA	RSM	EMI	INA	JPN	AUS	THA	MAL	VAL	
1 CFMOTO	296			25	13	25	5	25	25	25	11	25	20	25	13	9	25	25						
2 KTM	267	29	29	13	20	13	20	11	20	16	25	16	25	20	25	16	11	16						
3 HUSQVARNA	215	81	52	11	10	10	25	16	13	20	20	7	16	11	20	11	16	9						
4 HONDA	212	84	3	16	6	16	10	10	9	13	10	20	8	13	16	25	20	20						
5 GASGAS	204	92	8	20	25	20	9	20	10	7	5	9	13	16	7	20	13	10						

Team	Points	Leader	Previous	QAT	POR	AME	SPA	FRA	CAT	ITA	NED	GER	GBR	AUT	ARA	RSM	EMI	INA	JPN	AUS	THA	MAL	VAL	
1 CFMOTO GAVIOTA ASPAR TEAM	340			30	21	32	5	38	27	25	12	27	23	25	14	9	25	27						
2 MT HELMETS - MSI	277	63	63	7	16	13	29	20	25	26	31	26	35	10	4	16	12	7						
3 LIQUI MOLY HUSQVARNA INTACT GP	261	79	16	20	14	10	25	23	14	20	20	7	22	15	22	19	21	9						
4 LEOPARD RACING	252	88	9	4	6	21	16	16	10	13	17	24	8	23	5	28	28	33						
5 RED BULL GASGAS TECH3	249	91	3	26	30	28	13	24	18	9	7	9	13	18	7	24	13	10						
6 BOE MOTORSPORTS	243	97	6	8	18	20	31	3	11	15	20	13	13	28	20	10	9	24						
7 RED BULL KTM AJO	124	216	119	-	23	3	-	8	16	1	13	-	7	9	33	-	6	5						
8 SIC58 SQUADRA CORSE	102	238	22	1	-	1	3	5	16	9	10	3	-	-	16	13	14	11						
9 HONDA TEAM ASIA	81	259	21	16	-	-	-	2	-	13	3	20	-	1	10	13	3	-						
10 LEVELUP - MTA	81	259	0	12	10	4	15	-	3	-	7	4	12	-	3	2	2	7						
11 KOPRON RIVACOLD SNIPERS TEAM	49	291	32	-	-	6	3	1	-	6	-	1	5	5	6	5	7	4						
12 CIP GREEN POWER	26	314	23	13	-	2	-	-	-	3	-	-	2	6	-	-	-	-						
13 FLEETS SAFE HONDA - MLAV RACING	15	325	11	3	2	-	-	-	-	-	-	6	-	-	-	1	-	3						

These data/results cannot be reproduced, stored and/or transmitted in whole or in part by any manner of electronic, mechanical, photocopying, recording, broadcasting or otherwise now known or herein after developed without the previous express consent by the copyright owner, except for reproduction in daily press and regular printed publications on sale to the public within 60 days of the event related to those data/results and always provided that copyright symbol appears together as follows below.
© DORNA, 2024



4301 m.

PERTAMINA GRAND PRIX OF INDONESIA
Race
Lap Chart

31

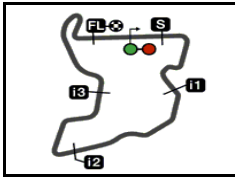
Pos	1	2	3	4	5	6	7	8	9	10	11	12	13	14	15	16	17	18	19	20	21	22	23	24	25	26
Grid	48	95	72	31	80	58	24	66	36	99	82	19	64	96	22	7	6	54	12	10	93	78	18	5	55	85



1	95	31	72	48	80	99	24	64	66	36	58	7	82	96	19	22	10	6	78	54	18	12	5	85	93	55
2	95	31	72	80	36	64	24	66	58	82	96	7	22	19	6	48	10	18	78	54	12	85	5	99	93	55
3	31	95	80	72	36	64	24	58	96	66	48	6	19	78	10	18	54	12	99	82	93	85	5	55		
4	95	31	72	80	64	36	96	24	58	66	6	19	10	78	18	99	48	54	12	5	93	85	55	82		
5	95	31	72	80	64	36	24	58	96	66	6	19	10	48	18	78	99	12	54	82	85	55				
6	95	31	80	72	58	24	96	64	36	66	48	6	19	18	99	78	10	12	54	82	85	55				
7	95	31	80	72	58	96	24	36	64	66	48	18	6	19	99	78	10	12	54	82	85	55				
8	95	31	80	72	24	96	58	64	36	66	48	18	99	6	78	19	10	12	54	82	55	85				
9	95	31	80	72	96	24	58	64	36	66	48	99	18	6	78	19	10	54	12	82	55	85				
10	95	31	80	24	96	72	58	36	64	66	48	99	18	6	19	78	10	12	82	54	55	85				
L	11	95	24	31	96	80	72	36	58	64	66	48	99	18	6	19	10	78	12	82	55					
a	12	31	96	24	36	72	80	64	58	66	48	99	18	19	6	10	78	12	82	55						
P	13	31	96	72	24	64	36	80	58	66	48	18	99	19	6	10	78	12	82	55						
S	14	31	24	96	64	72	58	80	36	66	18	48	19	99	6	10	78	12	82	55						
	15	31	96	64	72	58	80	24	36	66	18	99	48	19	6	10	78	82	12	55						
	16	31	96	72	80	64	24	36	58	66	99	48	18	19	6	10	78	82	12	55						
	17	80	31	36	64	24	58	96	72	66	18	99	48	10	19	6	78	12	82	55						
	18	31	58	64	80	36	24	96	66	48	99	10	6	18	19	78	82	12	55							
	19	31	64	80	58	36	96	24	66	48	18	10	6	99	19	78	82	12	55							
	20	80	31	64	36	58	96	24	66	48	10	99	18	19	78	82	12	6	55							

Winner Lapped rider

These data/results cannot be reproduced, stored and/or transmitted in whole or in part by any manner of electronic, mechanical, photocopying, recording, broadcasting or otherwise now known or herein after developed without the previous express consent by the copyright owner, except for reproduction in daily press and regular printed publications on sale to the public within 60 days of the event related to those data/results and always provided that copyright symbol appears together as follows below.
 © DORNA, 2024



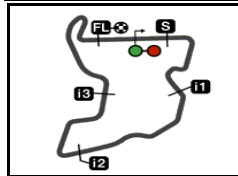
4301 m.

PERTAMINA GRAND PRIX OF INDONESIA
Race
Fastest Lap of Each Rider

32

	Rider	Nation	Team	Motorcycle	Time	Lap Total	Gap
1	96 Daniel HOLTADO	SPA	Red Bull GASGAS Tech3	GASGAS	1'37.936	3 20	
2	24 Tatsuki SUZUKI	JPN	Liqui Moly Husqvarna Intact GP	HUSQVARNA	1'37.971	8 20	0.035 0.035
3	58 Luca LUNETTA	ITA	SIC58 Squadra Corse	HONDA	1'37.998	6 20	0.062 0.027
4	36 Angel PIQUERAS	SPA	Leopard Racing	HONDA	1'38.033	7 20	0.097 0.035
5	64 David MUÑOZ	SPA	BOE Motorsports	KTM	1'38.038	9 20	0.102 0.005
6	66 Joel KELSO	AUS	BOE Motorsports	KTM	1'38.137	8 20	0.201 0.099
7	80 David ALONSO	COL	CFMOTO Gaviota Aspar Team	CFMOTO	1'38.216	8 20	0.280 0.079
8	31 Adrian FERNANDEZ	SPA	Leopard Racing	HONDA	1'38.263	8 20	0.327 0.047
9	95 Collin VEIJER	NED	Liqui Moly Husqvarna Intact GP	HUSQVARNA	1'38.275	11 11	0.339 0.012
10	72 Taiyo FURUSATO	JPN	Honda Team Asia	HONDA	1'38.303	15 17	0.367 0.028
11	48 Ivan ORTOLA	SPA	MT Helmets - MSI	KTM	1'38.320	8 20	0.384 0.017
12	78 Joel ESTEBAN	SPA	CFMOTO Gaviota Aspar Team	CFMOTO	1'38.610	3 20	0.674 0.290
13	99 Jose Antonio RUEDA	SPA	Red Bull KTM Ajo	KTM	1'38.617	8 20	0.681 0.007
14	54 Riccardo ROSSI	ITA	CIP Green Power	KTM	1'38.675	9 10	0.739 0.058
15	82 Stefano NEPA	ITA	LEVELUP - MTA	KTM	1'38.758	2 20	0.822 0.083
16	18 Matteo BERTELLE	ITA	Kopron Rivacold Snipers Team	HONDA	1'38.891	8 20	0.955 0.133
17	6 Ryusei YAMANAKA	JPN	MT Helmets - MSI	KTM	1'38.939	8 20	1.003 0.048
18	10 Nicola CARRARO	ITA	LEVELUP - MTA	KTM	1'38.957	11 20	1.021 0.018
19	19 Scott OGDEN	GBR	FleetSafe Honda - MLav Racing	HONDA	1'39.002	9 20	1.066 0.045
20	12 Jacob ROULSTONE	AUS	Red Bull GASGAS Tech3	GASGAS	1'39.029	8 20	1.093 0.027
21	22 David ALMANSA	SPA	Kopron Rivacold Snipers Team	HONDA	1'39.159	2 2	1.223 0.130
22	7 Filippo FARIOLI	ITA	SIC58 Squadra Corse	HONDA	1'39.378	2 2	1.442 0.219
23	85 Xabi ZURUTUZA	SPA	Red Bull KTM Ajo	KTM	1'39.426	2 10	1.490 0.048
24	93 Arbi ADITAMA	INA	Honda Team Asia	HONDA	1'39.600	3 4	1.664 0.174
25	55 Noah DETTWILER	SWI	CIP Green Power	KTM	1'39.738	3 20	1.802 0.138
26	5 Tatchakorn BUASRI	THA	Honda Team Asia	HONDA	1'39.819	4 4	1.883 0.081

These data/results cannot be reproduced, stored and/or transmitted in whole or in part by any manner of electronic, mechanical, photocopying, recording, broadcasting or otherwise now known or herein after developed without the previous express consent by the copyright owner, except for reproduction in daily press and regular printed publications on sale to the public within 60 days of the event related to those data/results and always provided that copyright symbol appears together as follows below.
 © DORNA, 2024



4301 m.

PERTAMINA GRAND PRIX OF INDONESIA

After the Race

Event Best Maximum Speed

33



Rider	Nation Team	Motorcycle	Km/h	
99 Jose Antonio RUEDA	SPA Red Bull KTM Ajo	KTM	224.5	Race
58 Luca LUNETTA	ITA SIC58 Squadra Corse	HONDA	222.6	Practice Nr. 2
80 David ALONSO	COL CFMOTO Gaviota Aspar Team	CFMOTO	222.2	Race
12 Jacob ROULSTONE	AUS Red Bull GASGAS Tech3	GASGAS	221.7	Qualifying Nr. 1
10 Nicola CARRARO	ITA LEVELUP - MTA	KTM	221.7	Race
18 Matteo BERTELLE	ITA Kopron Rivacold Snipers Team	HONDA	221.3	Race
64 David MUÑOZ	SPA BOE Motorsports	KTM	221.3	Practice Nr. 1
72 Taiyo FURUSATO	JPN Honda Team Asia	HONDA	221.3	Race
96 Daniel HOLGADO	SPA Red Bull GASGAS Tech3	GASGAS	221.3	Race
78 Joel ESTEBAN	SPA CFMOTO Gaviota Aspar Team	CFMOTO	221.3	Race
48 Ivan ORTOLA	SPA MT Helmets - MSI	KTM	220.8	Race
66 Joel KELSO	AUS BOE Motorsports	KTM	220.8	Race
82 Stefano NEPA	ITA LEVELUP - MTA	KTM	220.8	Race
6 Ryusei YAMANAKA	JPN MT Helmets - MSI	KTM	220.8	Race
24 Tatsuki SUZUKI	JPN Liqui Moly Husqvarna Intact GP	HUSQVARNA	220.4	Race
54 Riccardo ROSSI	ITA CIP Green Power	KTM	220.4	Race
93 Arbi ADITAMA	INA Honda Team Asia	HONDA	220.4	Qualifying Nr. 1
8 Eddie O'SHEA	GBR FleetSafe Honda - MLav Racing	HONDA	220.4	Qualifying Nr. 1
55 Noah DETTWILER	SWI CIP Green Power	KTM	219.9	Qualifying Nr. 1
85 Xabi ZURUTUZA	SPA Red Bull KTM Ajo	KTM	219.9	Qualifying Nr. 1
22 David ALMANSA	SPA Kopron Rivacold Snipers Team	HONDA	219.9	Practice Nr. 1
5 Tatchakorn BUASRI	THA Honda Team Asia	HONDA	219.9	Race
36 Angel PIQUERAS	SPA Leopard Racing	HONDA	219.5	Race
19 Scott OGDEN	GBR FleetSafe Honda - MLav Racing	HONDA	219.5	Race
95 Collin VEIJER	NED Liqui Moly Husqvarna Intact GP	HUSQVARNA	218.6	Free Practice
31 Adrian FERNANDEZ	SPA Leopard Racing	HONDA	217.7	Practice Nr. 1
7 Filippo FARIOLI	ITA SIC58 Squadra Corse	HONDA	217.3	Practice Nr. 1

These data/results cannot be reproduced, stored and/or transmitted in whole or in part by any manner of electronic, mechanical, photocopying, recording, broadcasting or otherwise now known or herein after developed without the previous express consent by the copyright owner, except for reproduction in daily press and regular printed publications on sale to the public within 60 days of the event related to those data/results and always provided that copyright symbol appears together as follows below.

© DORNA, 2024

Official MotoGP Timing by TISSOT
www.motogp.com



Lombok, Sunday, September 29, 2024



4301 m.

PERTAMINA GRAND PRIX OF INDONESIA

Race

Chronological Analysis of Performances

34

* Lap / Sector time cancelled T1 Time from finish line to 1st intermediate T3 Time from 2nd intermed. to 3rd intermed.
P Crossing the finish line in pit lane T2 Time from 1st intermed. to 2nd intermed. T4 Time from 3rd intermediate to finish line

Lap	Lap Time	T1	T2	T3	T4	Speed	Lap	Lap Time	T1	T2	T3	T4	Speed
1st 80 David ALONSO CFMOTO Gaviota Asp COL Runs=1 Total laps=20 Full laps=19 Valid laps=17							3rd 64 David MUÑOZ BOE Motorsports SPA Runs=1 Total laps=20 Full laps=19 Valid laps=19						
1	1'43.786	33.111	20.146	20.096	30.433	184.9	1	1'44.153	33.484	20.127	19.980	30.562	186.8
2	1'38.475	28.653	20.121	19.750	29.951	219.5	2	1'38.703	28.746	20.030	19.894	30.033	216.0
3	1'38.472	28.549	20.084	19.818	30.021	218.6	3	1'38.326	28.570	20.015	19.777	29.964	218.1
4	1'38.805	28.559	20.164	20.062	30.020	219.0	4	1'38.488	28.455	20.012	19.954	30.067	220.4
5	1'38.441	28.616	20.030	19.801	29.994	219.0	5	1'38.523	28.579	20.280	19.794	29.870	219.0
6	1'38.333	28.599	20.016	19.740	29.978	217.7	6	1'38.960	28.529	20.536	19.895	30.000	217.3
7	1'38.350	28.549	20.128	19.680	29.993	217.7	7	1'38.422	28.524	20.101	19.863	29.934	219.0
8	1'38.216	28.485	20.004	19.762	29.965	216.8	8	1'38.265	28.434	20.068	19.805	29.958	219.9
9	1'38.306	28.566	20.162	19.773	29.805	217.3	9	1'38.038	28.361	20.045	19.733	29.899	218.1
10	1'38.668	28.588	20.136	19.798	30.146	219.0	10	1'38.773	28.595	20.269	19.829	30.080	220.8
11	1'38.673	28.677	20.047	19.758	30.191	219.5	11	1'38.556	28.491	20.047	19.877	30.141	219.5
12	1'39.044	28.597	20.230	20.228	29.989	221.3	12	1'38.526	28.462	20.004	19.986	30.074	219.0
13	1'38.974	28.604	20.153	20.228	29.989	219.9	13	1'38.641	28.539	20.108	20.037	29.957	220.4
14	1'38.693	28.591	20.236	19.921	29.945	216.0	14	1'38.350	28.314	20.098	19.846	30.092	217.3
15	1'38.314	28.420	20.071	19.910	29.913	219.5	15	1'38.345	28.509	19.997	19.788	30.051	219.0
16	1'38.289	28.383	20.172	19.792	29.942	220.4	16	1'38.903	28.460	20.549	19.947	29.947	218.6
17	1'38.811 *	28.555	20.092	19.884	30.280*	222.2	17	1'39.177	28.559	20.113	19.903	30.602	219.0
18	1'39.752 *	28.611	20.491*	20.326	30.324	213.4	18	1'39.146	28.484	20.081	20.226	30.355	219.5
19	1'38.568	28.572	20.092	19.859	30.045	216.0	19	1'38.586	28.463	20.175	19.905	30.043	214.7
20	1'38.440	28.464	20.080	19.756	30.140	216.4	20	1'38.754	28.703	20.002	20.055	29.994	214.2

Lap	Lap Time	T1	T2	T3	T4	Speed	Lap	Lap Time	T1	T2	T3	T4	Speed
2nd 31 Adrian FERNANDEZ Leopard Racing SPA Runs=1 Total laps=20 Full laps=19 Valid laps=19							4th 36 Angel PIQUERAS Leopard Racing SPA Runs=1 Total laps=20 Full laps=19 Valid laps=18						
1	1'43.203	32.743	20.155	20.042	30.263	183.9	1	1'44.345	33.807	20.470	19.949	30.119	181.2
2	1'38.662	28.622	20.378	19.729	29.933	216.0	2	1'38.451	28.830	19.963	19.774	29.884	219.5
3	1'38.465	28.592	20.186	19.688	29.999	216.4	3	1'38.226	28.483	20.025	19.815	29.903	217.3
4	1'38.840	28.582	20.408	19.804	30.046	213.8	4	1'38.785	28.541	20.180	19.876	30.188	216.8
5	1'38.489	28.621	20.087	19.857	29.924	215.5	5	1'38.694	28.566	20.065	19.998	30.065	214.2
6	1'38.415	28.610	20.064	19.666	30.075	216.0	6	1'38.819	28.390	20.373	20.158	29.898	217.7
7	1'38.374	28.635	20.096	19.649	29.994	215.5	7	1'38.033	28.476	20.005	19.766	29.786	216.8
8	1'38.263	28.521	20.048	19.721	29.973	215.5	8	1'38.517 *	28.491	20.049*	19.896	30.081	216.8
9	1'38.323	28.567	20.180	19.615	29.961	214.7	9	1'38.147	28.459	20.132	19.621	29.935	216.0
10	1'38.695	28.639	20.108	19.720	30.228	216.4	10	1'38.529	28.563	20.187	19.679	30.100	217.7
11	1'38.463	28.558	19.997	19.687	30.221	216.8	11	1'38.371	28.513	20.013	19.850	29.995	218.6
12	1'38.797	28.516	20.348	19.803	30.130	217.3	12	1'38.403	28.435	20.032	19.872	30.064	216.0
13	1'38.539	28.581	20.197	19.749	30.012	214.2	13	1'39.180	28.742	20.184	20.064	30.190	219.0
14	1'38.495	28.546	20.275	19.712	29.962	213.4	14	1'38.899	28.826	20.230	19.979	29.864	216.0
15	1'38.701	28.637	20.288	19.813	29.963	213.0	15	1'38.399	28.410	20.029	19.935	30.025	218.6
16	1'38.794	28.560	20.376	19.772	30.086	214.2	16	1'38.574	28.524	20.105	20.056	29.889	218.1
17	1'39.339	29.186	20.015	19.970	30.168	214.2	17	1'38.641	28.578	19.995	19.864	30.204	217.7
18	1'39.109	28.531	20.332	20.140	30.106	215.1	18	1'39.493	28.719	20.035	20.300	30.439	215.5
19	1'38.638	28.563	20.270	19.888	29.917	213.4	19	1'38.922	28.775	20.219	19.865	30.063	214.7
20	1'38.891	28.685	20.329	19.927	29.950	212.5	20	1'38.646	28.486	19.976	19.879	30.305	218.1

Fastest Lap: Daniel HOLGADO Red Bull GASGAS Te SPA **1'37.936** 28.267 19.956 19.924 29.789

These data/results cannot be reproduced, stored and/or transmitted in whole or in part by any manner of electronic, mechanical, photocopying, recording, broadcasting or otherwise now known or herein after developed without the previous express consent by the copyright owner, except for reproduction in daily press and regular printed publications on sale to the public within 60 days of the event related to those data/results and always provided that copyright symbol appears together as follows below.
© DORNA, 2024

Race

Moto3

Lap	Lap Time	T1	T2	T3	T4	Speed	Lap	Lap Time	T1	T2	T3	T4	Speed	
5th	58	Luca LUNETTA				SIC58 Squadra Corse	ITA	9	1'38.411	28.485	20.122	19.857	29.947	218.1
		Runs=1	Total laps=20	Full laps=19	Valid laps=19		10	1'38.326 *	28.497	20.018*	19.824	29.987	218.1	
1	1'44.573	33.566	20.371	20.220	30.416	185.8	11	1'38.204	28.501	20.020	19.683	30.000	220.4	
2	1'38.749	28.744	20.063	19.840	30.102	219.0	12	1'39.088	28.730	20.187	19.943	30.228	216.0	
3	1'38.165	28.514	19.870	19.808	29.973	219.5	13	1'38.859	28.585	20.311	20.021	29.942	219.5	
4	1'38.766	28.431	20.107	20.085	30.143	219.0	14	1'38.428	28.413	20.092	19.890	30.033	219.9	
5	1'38.436	28.624	19.938	19.810	30.064	220.4	15	1'39.187	28.826	20.023	20.231	30.107	216.8	
6	1'37.998	28.538	19.731	19.668	30.061	219.5	16	1'38.538	28.471	19.996	20.004	30.067	219.9	
7	1'38.295	28.505	20.075	19.708	30.007	217.3	17	1'39.147	28.633	20.052	20.092	30.370	219.0	
8	1'38.583	28.597	19.862	20.051	30.073	219.5	18	1'39.292	28.635	20.099	20.097	30.461	220.4	
9	1'38.193	28.318	20.157	19.774	29.944	219.0	19	1'39.104	28.733	20.187	19.921	30.263	217.7	
10	1'38.594	28.485	20.017	20.110	29.982	219.5	20	1'38.936	28.588	20.189	19.941	30.218	219.9	
11	1'38.755	28.587	19.899	20.059	30.210	219.9	8th 66 Joel KELSO						BOE Motorsports	AUS
12	1'38.712	28.786	20.109	19.698	30.119	219.0	Runs=1	Total laps=20	Full laps=19	Valid laps=19				
13	1'38.823	28.541	20.091	20.169	30.022	220.8	1	1'44.255	33.349	20.149	20.298	30.459	182.7	
14	1'38.436	28.569	20.153	19.761	29.953	218.1	2	1'38.934	28.923	19.938	20.034	30.039	217.7	
15	1'38.315	28.455	20.085	19.906	29.869	219.5	3	1'38.745	28.550	19.910	20.312	29.973	218.6	
16	1'39.223	28.660	20.141	20.073	30.349	219.9	4	1'38.541	28.506	19.935	19.886	30.214	218.6	
17	1'38.828	28.490	20.184	19.806	30.348	218.6	5	1'38.614	28.581	19.851	20.024	30.158	218.6	
18	1'38.839	28.359	19.936	19.977	30.567	222.2	6	1'38.581	28.561	19.908	20.031	30.081	219.9	
19	1'39.040	28.923	20.146	19.952	30.019	213.4	7	1'38.276	28.596	19.924	19.841	29.915	216.4	
20	1'38.922	28.464	20.017	19.894	30.547	216.4	8	1'38.137	28.402	19.879	19.779	30.077	217.7	
6th 96 Daniel HOLGADO						Red Bull GASGAS Te	SPA	9	1'38.302	28.548	20.008	19.812	29.934	218.1
		Runs=1	Total laps=20	Full laps=19	Valid laps=17		10	1'38.582	28.514	20.109	19.818	30.141	217.7	
1	1'45.042	33.623	20.626	20.407	30.386	190.1	11	1'38.427	28.503	19.906	19.893	30.125	217.3	
2	1'38.697 *	28.602	20.048*	20.079	29.968	221.3	12	1'38.722	28.740	19.989	19.928	30.065	218.1	
3	1'37.936	28.267	19.956	19.924	29.789	221.3	13	1'38.749	28.517	20.085	20.072	30.075	217.3	
4	1'38.400	28.445	19.997	19.900	30.058	219.9	14	1'38.875	28.577	20.197	20.013	30.088	218.1	
5	1'38.850	28.389	19.963	20.441	30.057	219.5	15	1'38.335	28.463	19.917	19.865	30.090	217.3	
6	1'38.148	28.411	19.930	20.023	29.784	219.5	16	1'38.649	28.584	20.009	19.979	30.077	217.7	
7	1'37.987	28.383	19.988	19.812	29.804	219.5	17	1'39.071	28.627	20.062	19.901	30.481	220.8	
8	1'38.370	28.399	19.985	20.211	29.775	218.1	18	1'39.646	29.468	19.974	19.960	30.244	218.6	
9	1'38.041	28.341	20.164	19.811	29.725	218.6	19	1'38.484	28.496	19.968	19.874	30.146	217.7	
10	1'38.609	28.426	20.342	20.048	29.793	220.8	20	1'39.320	28.579	20.102	20.008	30.631	219.5	
11	1'38.354	28.555	20.038	19.938	29.823	220.4	9th 48 Ivan ORTOLA						MT Helmets - MSI	SPA
12	1'38.694	28.524	20.294	19.873	30.003	218.6	Runs=1	Total laps=20	Full laps=19	Valid laps=17				
13	1'38.667	28.592	20.323	19.854	29.898	216.0	1	1'43.621	32.418	20.451	20.292	30.460	180.0	
14	1'38.767	28.504	20.195	19.878	30.190	216.0	2	1'41.254	31.053	20.097	19.856	30.248	218.1	
15	1'38.408	28.478	20.211	19.856	29.863	216.8	3	1'38.587	28.434	20.270	19.819	30.064	220.8	
16	1'38.705 *	28.615	20.215*	19.860	30.015	216.8	4	1'41.009	31.074	20.087	19.659	30.189	215.1	
17	1'39.827	28.441	20.531	20.239	30.616	218.1	5	1'38.471	28.494	19.862	20.001	30.114	219.0	
18	1'39.733	29.419	20.448	19.897	29.969	220.8	6	1'38.733	28.403	20.119	19.889	30.322	218.1	
19	1'38.330	28.457	20.079	19.837	29.957	216.4	7	1'38.338	28.519	19.979	19.821	30.019	213.0	
20	1'38.707	28.590	20.185	19.938	29.994	220.8	8	1'38.320	28.387	19.992	19.913	30.028	213.4	
7th 24 Tatsuki SUZUKI						Liqui Moly Husqvarna	JPN	9	1'38.640	28.451	20.173	19.867	30.149	212.5
		Runs=1	Total laps=20	Full laps=19	Valid laps=18		10	1'38.759 *	28.495	20.202*	19.899	30.163	213.0	
1	1'44.125	32.901	20.187	20.612	30.425	184.6	11	1'38.842	28.569	20.135	20.007	30.131	213.4	
2	1'38.899	28.879	19.971	20.020	30.029	219.5	12	1'41.831	31.044	20.493	20.023	30.271	213.4	
3	1'38.262	28.576	20.000	19.750	29.936	217.7	13	1'39.529 *	28.621	20.496*	20.085	30.327	213.0	
4	1'38.876	28.448	20.098	19.868	30.462	218.1	14	1'40.167	28.562	20.718	20.141	30.746	213.0	
5	1'38.408	28.473	20.052	19.828	30.055	219.9	15	1'39.579	28.676	20.496	20.092	30.315	216.4	
6	1'38.292	28.491	20.041	19.734	30.026	218.6	16	1'39.772	28.866	20.295	20.113	30.498	218.1	
7	1'38.357	28.471	20.054	19.937	29.895	217.3	17	1'39.667	28.750	20.328	20.265	30.324	217.3	
8	1'37.971	28.437	19.868	19.865	29.801	217.7	18	1'39.353	28.907	20.291	20.004	30.151	216.8	

Fastest Lap: Daniel HOLGADO Red Bull GASGAS Te SPA **1'37.936** 28.267 19.956 19.924 29.789

These data/results cannot be reproduced, stored and/or transmitted in whole or in part by any manner of electronic, mechanical, photocopying, recording, broadcasting or otherwise now known or herein after developed without the previous express consent by the copyright owner, except for reproduction in daily press and regular printed publications on sale to the public within 60 days of the event related to those data/results and always provided that copyright symbol appears together as follows below.
© DORNA, 2024

Race

Moto3

Lap	Lap Time	T1	T2	T3	T4	Speed	Lap	Lap Time	T1	T2	T3	T4	Speed
19	1'39.530	28.650	20.540	20.082	30.258	213.0	6	1'38.980	28.570	20.201	20.002	30.207	219.0
20	1'40.072	28.647	20.331	20.078	31.016	213.0	7	1'38.910	28.614	20.012	20.018	30.266	219.5
10th 10 Nicola CARRARO LEVELUP - MTA ITA							8	1'38.891	28.538	20.290	19.990	30.073	214.2
Runs=1 Total laps=20 Full laps=19 Valid laps=16							9	1'39.313 *	28.571	20.259*	20.165	30.318	213.4
1	1'45.466	34.258	20.278	20.379	30.551	194.2	10	1'39.343	28.651	20.317	20.094	30.281	215.5
2	1'39.641 *	28.879	20.191*	20.073	30.498	221.7	11	1'39.235	28.541	20.153	20.346	30.195	215.5
3	1'39.173	28.560	20.482	20.079	30.052	219.5	12	1'39.025	28.480	20.166	20.006	30.373	214.2
4	1'39.428	28.719	20.334	20.150	30.225	219.5	13	1'39.433	28.499	20.379	20.112	30.443	217.3
5	1'39.051	28.415	20.369	19.964	30.303	216.4	14	1'39.660	28.460	20.578	20.080	30.542	215.5
6	1'39.871	28.848	20.383	20.267	30.373	216.4	15	1'39.376	28.707	20.488	20.051	30.130	213.4
7	1'39.202	28.712	20.202	19.888	30.400	218.6	16	1'40.266	29.026	20.508	20.223	30.509	212.5
8	1'39.014	28.810	20.213	19.890	30.101	221.3	17	1'39.325	28.529	20.383	20.114	30.299	216.8
9	1'38.963	28.586	20.024	20.125	30.228	219.9	18	1'40.264	29.057	20.496	20.154	30.557	211.7
10	1'39.525	28.710	20.279	19.873	30.663	221.3	19	1'39.075	28.491	20.173	20.129	30.282	218.6
11	1'38.957	28.632	20.194	19.954	30.177	217.3	20	1'40.016 *	28.583	20.284	20.029	31.120*	215.1
12	1'38.993 *	28.611	20.197*	19.873	30.312	218.6	13th 19 Scott OGDEN FleetSafe Honda - ML GBR						
13	1'39.449	28.522	20.305	19.908	30.714	219.0	Runs=1 Total laps=20 Full laps=19 Valid laps=18						
14	1'39.912	28.719	20.417	19.927	30.849	220.8	1	1'45.143	34.169	20.249	20.063	30.662	187.8
15	1'39.473	28.748	20.170	20.225	30.330	219.0	2	1'39.461	29.038	20.165	19.936	30.322	219.5
16	1'39.805	28.870	20.326	20.007	30.602	218.6	3	1'39.277	28.523	20.679	19.914	30.161	219.5
17	1'39.472	28.594	20.129	20.275	30.474	221.3	4	1'39.274	28.614	20.537	19.821	30.302	218.6
18	1'39.479 *	28.812	20.101*	20.220	30.346	218.1	5	1'39.169	28.554	20.365	19.898	30.352	214.7
19	1'39.506	28.607	20.228	20.116	30.555	217.3	6	1'39.604	28.758	20.530	19.896	30.420	214.7
20	1'39.704	28.614	20.324	19.985	30.781	217.3	7	1'39.536	28.906	20.024	20.076	30.530	217.3
11th 99 Jose Antonio RUED Red Bull KTM Ajo SPA							8	1'39.220	29.005	20.170	19.962	30.083	216.0
Runs=1 Total laps=20 Full laps=19 Valid laps=17							9	1'39.002	28.522	20.109	20.077	30.294	217.3
1	1'43.977	33.256	20.130	20.106	30.485	187.1	10	1'39.300	28.665	20.134	20.060	30.441	217.3
2	1'42.233 *	31.418	20.174*	20.133	30.508	220.4	11	1'39.088	28.525	20.199	19.980	30.384	216.0
3	1'39.319	28.682	20.058	20.143	30.436	224.5	12	1'38.944 *	28.579	20.236*	19.799	30.330	216.8
4	1'38.694	28.450	20.033	19.917	30.294	220.4	13	1'39.456	28.413	20.308	20.138	30.597	215.5
5	1'39.168	29.061	20.147	19.832	30.128	219.5	14	1'39.777	28.610	20.390	20.088	30.689	216.0
6	1'38.828	28.477	20.269	20.032	30.050	223.6	15	1'39.566	28.841	20.298	20.127	30.300	215.5
7	1'39.270	28.683	20.136	19.972	30.479	221.7	16	1'39.848	28.925	20.308	20.091	30.524	217.7
8	1'38.617	28.532	20.133	19.844	30.108	219.0	17	1'39.907	28.680	20.328	20.370	30.529	218.6
9	1'38.938	28.441	20.169	20.079	30.249	219.0	18	1'39.687	28.954	20.236	20.060	30.437	210.5
10	1'39.221	28.613	20.418	19.948	30.242	216.0	19	1'39.595	28.570	20.330	19.991	30.704	217.7
11	1'39.122	28.659	20.284	20.022	30.157	216.4	20	1'39.561	28.728	20.162	20.083	30.588	216.4
12	1'39.319	28.714	20.313	19.977	30.315	214.7	14th 78 Joel ESTEBAN CFMOTO Gaviota Asp SPA						
13	1'39.702 *	28.500	20.377*	20.106	30.719	218.1	Runs=1 Total laps=20 Full laps=19 Valid laps=15						
14	1'39.921	28.515	20.465	20.088	30.853	220.4	1	1'45.706	34.468	20.482	20.219	30.537	193.8
15	1'39.145	28.652	20.284	19.989	30.220	217.7	2	1'39.791 *	28.810	20.201*	20.328	30.452	219.9
16	1'39.687	28.927	20.352	20.095	30.313	219.0	3	1'38.610	28.529	20.177	19.921	29.983	219.5
17	1'39.774	28.676	20.574	20.271	30.253	215.5	4	1'39.731	28.713	20.480	20.083	30.455	218.6
18	1'39.665	28.848	20.526	20.101	30.190	215.1	5	1'39.456	28.496	20.328	20.288	30.344	218.6
19	1'40.162	28.697	20.518	20.175	30.772	215.1	6	1'39.177	28.498	20.252	20.020	30.407	221.3
20	1'39.418	28.541	20.194	19.949	30.734	221.7	7	1'39.235	28.637	20.169	20.010	30.419	217.7
12th 18 Matteo BERTELLE Kopron Rivacold Snip ITA							8	1'38.896	28.655	20.173	19.983	30.085	221.3
Runs=1 Total laps=20 Full laps=19 Valid laps=17							9	1'38.951	28.464	20.213	19.930	30.344	217.7
1	1'45.880	34.678	20.718	20.060	30.424	195.2	10	1'39.688	28.582	20.209	20.025	30.872	218.1
2	1'39.428	28.790	20.285	20.112	30.241	221.3	11	1'39.419 *	28.563	20.337*	20.417	30.102	217.7
3	1'39.733	28.484	20.545	20.533	30.171	219.0	12	1'39.032 *	28.504	20.431*	19.949	30.148	216.4
4	1'39.121	28.505	20.311	19.948	30.357	216.0	13	1'39.157	28.482	20.392	19.876	30.407	216.8
5	1'38.943	28.422	20.066	20.221	30.234	219.5	14	1'40.015 *	28.455	20.545*	20.137	30.878	221.3
							15	1'39.720	28.624	20.421	20.084	30.591	219.5

Fastest Lap: Daniel HOLTADO Red Bull GASGAS Te SPA **1'37.936** 28.267 19.956 19.924 29.789

These data/results cannot be reproduced, stored and/or transmitted in whole or in part by any manner of electronic, mechanical, photocopying, recording, broadcasting or otherwise now known or herein after developed without the previous express consent by the copyright owner, except for reproduction in daily press and regular printed publications on sale to the public within 60 days of the event related to those data/results and always provided that copyright symbol appears together as follows below.
© DORNA, 2024

Race

Moto3

Lap	Lap Time	T1	T2	T3	T4	Speed	Lap	Lap Time	T1	T2	T3	T4	Speed
16	1'39.637	28.808	20.486	19.934	30.409	214.7	3	1'39.070	28.529	20.505	19.851	30.185	220.8
17	1'39.664	28.476	20.453	20.107	30.628	219.0	4	1'39.177	28.617	20.278	19.921	30.361	218.1
18	1'39.780	28.992	20.463	19.990	30.335	216.0	5	1'39.274	28.588	20.352	19.946	30.388	213.4
19	1'39.392	28.512	20.435	19.917	30.528	217.7	6	1'39.601	28.691	20.410	19.975	30.525	215.1
20	1'39.597	28.793	20.413	19.961	30.430	218.6	7	1'39.545	28.662	20.190	20.186	30.507	216.8

15th 82 Stefano NEPA LEVELUP - MTA ITA
Runs=1 Total laps=20 Full laps=19 Valid laps=17

1	1'44.903	33.749	20.353	20.146	30.655	185.8
2	1'38.758	28.503	20.060	20.155	30.040	220.8
3	1'42.275	31.302	20.566	19.854	30.553	220.4
4	1'42.219	31.248	20.615	20.041	30.315	218.1
5	1'39.246	28.610	20.429	19.872	30.335	213.8
6	1'39.422	28.763	20.453	19.996	30.210	214.2
7	1'39.106 *	28.670	20.355*	19.900	30.181	213.0
8	1'39.102	28.638	20.321	19.933	30.210	214.2
9	1'39.399	28.712	20.513	19.854	30.320	213.0
10	1'39.626	28.833	20.484	19.980	30.329	213.8
11	1'39.418	28.842	20.481	19.905	30.190	213.4
12	1'39.790	28.700	20.789	20.033	30.268	213.4
13	1'39.168	28.599	20.436	19.907	30.226	213.4
14	1'39.451 *	28.700	20.520*	19.962	30.269	213.8
15	1'39.359	28.798	20.431	19.888	30.242	213.0
16	1'39.180	28.617	20.435	19.914	30.214	213.8
17	1'42.038	31.334	20.440	19.898	30.366	213.8
18	1'39.601	29.023	20.432	19.886	30.260	216.0
19	1'39.154	28.653	20.358	19.985	30.158	213.8
20	1'39.999	28.748	20.505	19.935	30.811	213.0

16th 12 Jacob ROULSTONE Red Bull GASGAS Te AUS
Runs=1 Total laps=20 Full laps=19 Valid laps=17

1	1'46.060	34.775	20.793	20.060	30.432	192.1
2	1'39.715 *	28.948	20.048*	20.311	30.408	220.8
3	1'39.554	28.586	20.560	20.089	30.319	220.8
4	1'39.505	28.488	20.277	19.990	30.750	220.8
5	1'39.109	28.671	20.266	20.069	30.103	219.9
6	1'39.100	28.567	20.368	19.953	30.212	216.4
7	1'39.130	28.622	20.247	20.022	30.239	216.0
8	1'39.029	28.655	20.202	20.010	30.162	218.1
9	1'39.062	28.599	20.252	19.946	30.265	216.0
10	1'39.566	28.675	20.393	20.045	30.453	218.6
11	1'39.492	28.702	20.559	20.013	30.218	216.0
12	1'39.544 *	28.734	20.637*	19.921	30.252	214.7
13	1'39.893	28.738	20.526	20.106	30.523	213.4
14	1'40.149	28.823	20.697	20.022	30.607	213.0
15	1'42.789	31.546	20.817	19.971	30.455	212.1
16	1'40.055	28.799	20.612	20.031	30.613	213.8
17	1'40.501	28.986	20.763	20.121	30.631	212.1
18	1'40.204	29.151	20.624	20.024	30.405	212.1
19	1'39.892	28.661	20.711	20.003	30.517	214.2
20	1'41.185	29.096	20.919	20.306	30.864	211.3

17th 6 Ryusei YAMANAKA MT Helmets - MSI JPN
Runs=1 Total laps=20 Full laps=19 Valid laps=19

1	1'45.513	34.320	20.355	20.408	30.430	189.8
2	1'39.201	28.891	20.157	19.857	30.296	219.0

8	1'38.939	28.752	20.158	19.767	30.262	214.2
9	1'39.024	28.549	20.138	19.958	30.379	217.3
10	1'39.336	28.650	20.184	19.920	30.582	217.7
11	1'39.312	28.530	20.253	20.195	30.334	219.5
12	1'39.160	28.484	20.134	19.914	30.628	218.1
13	1'39.508	28.415	20.307	20.047	30.739	216.8
14	1'39.791	28.506	20.434	20.027	30.824	219.9
15	1'39.483	28.762	20.210	20.260	30.251	216.8
16	1'39.899	28.953	20.317	20.039	30.590	219.0
17	1'39.795	28.743	20.227	20.369	30.456	218.6
18	1'39.412	28.807	20.121	20.119	30.365	212.1
19	1'39.616	28.683	20.237	20.095	30.601	218.6
20	2'02.066	29.087	20.140			217.7

18th 55 Noah DETTWILER CIP Green Power SWI
Runs=1 Total laps=20 Full laps=19 Valid laps=18

1	1'46.939 *	35.010	20.795*	20.478	30.656	196.0
2	1'39.710 *	28.638	20.213*	20.264	30.595	218.6
3	1'39.738	28.747	20.319	20.185	30.487	218.1
4	1'40.054	28.860	20.278	20.029	30.887	219.0
5	1'51.002	28.647	20.346	20.475	41.534	216.8
6	1'41.102					
7	1'41.031					
8	1'40.781					
9	1'42.113					
10	1'40.832					
11	1'40.625					
12	1'41.133					
13	1'40.965					
14	1'40.891					
15	1'40.904					
16	1'41.262					
17	1'41.593					
18	1'41.629					
19	1'41.478					
20	1'40.968					

19th 72 Taiyo FURUSATO Honda Team Asia JPN
Runs=1 Total laps=17 Full laps=16 Valid laps=14

1	1'43.441	32.262	20.736	20.100	30.343	180.9
2	1'38.601	28.557	20.219	19.911	29.914	215.5
3	1'38.771	28.589	20.274	19.941	29.967	216.4
4	1'38.505	28.571	20.088	19.866	29.980	219.5
5	1'38.451	28.630	20.066	19.773	29.982	216.8
6	1'38.692	28.654	20.284	19.703	30.051	217.7
7	1'38.320	28.528	20.098	19.705	29.989	217.7
8	1'38.241 *	28.442	20.077*	19.668	30.054	216.8
9	1'38.310	28.543	20.157	19.772	29.838	217.3
10	1'38.880	28.650	20.108	20.105	30.017	217.7
11	1'38.370	28.510	20.188	19.768	29.904	219.0
12	1'38.823	28.594	20.216	20.058	29.955	219.9

Fastest Lap: Daniel HOLGADO Red Bull GASGAS Te SPA 1'37.936 28.267 19.956 19.924 29.789

These data/results cannot be reproduced, stored and/or transmitted in whole or in part by any manner of electronic, mechanical, photocopying, recording, broadcasting or otherwise now known or herein after developed without the previous express consent by the copyright owner, except for reproduction in daily press and regular printed publications on sale to the public within 60 days of the event related to those data/results and always provided that copyright symbol appears together as follows below.
© DORNA, 2024

Race

Moto3

Lap	Lap Time	T1	T2	T3	T4	Speed	Lap	Lap Time	T1	T2	T3	T4	Speed
13	1'38.540	28.465	20.259	19.822	29.994	219.9	1	1'46.737 *	34.920	20.716*	20.781	30.320	193.2
14	1'38.966	28.422	20.329	19.831	30.384	217.3	2	1'39.667	28.686	20.315	20.351	30.315	218.6
15	1'38.303	28.486	19.994	20.017	29.806	217.7	3	1'39.600	28.860	20.393	19.927	30.420	218.6
16	1'38.517	28.458	20.310	19.764	29.985	216.4	4	1'40.063	29.147	20.185	20.142	30.589	214.2
17	1'39.896 *	28.481	20.442	19.998	30.975*	218.6	unfinished		28.761	20.195			216.0

20th 95 Collin VEIJER Liqui Moly Husqvarna NED
Runs=1 Total laps=11 Full laps=10 Valid laps=9

1	1'43.061	32.631	20.216	19.984	30.230	181.5
2	1'38.616	28.623	20.249	19.703	30.041	212.5
3	1'38.834	28.683	20.300	19.859	29.992	213.4
4	1'38.478 *	28.606	20.147*	19.719	30.006	215.5
5	1'38.513	28.664	20.111	19.645	30.093	213.0
6	1'38.408	28.660	20.028	19.684	30.036	213.4
7	1'38.361	28.666	19.993	19.673	30.029	212.5
8	1'38.300	28.548	20.051	19.722	29.979	213.4
9	1'38.323	28.587	20.140	19.632	29.964	213.0
10	1'38.734	28.633	20.111	19.749	30.241	213.8
11	1'38.275	28.555	19.964	19.708	30.048	214.2
unfinished		28.502				213.8

25th 7 Filippo FARIOLI SIC58 Squadra Corse ITA
Runs=1 Total laps=2 Full laps=1 Valid laps=1

1	1'44.771	34.092	20.262	20.031	30.386	189.4
2	1'39.378	28.794	20.116	20.442	30.026	216.4
unfinished		28.677				213.8

26th 22 David ALMANSA Kopron Rivacold Snip SPA
Runs=1 Total laps=2 Full laps=1 Valid laps=1

1	1'45.299	33.976	20.399	20.349	30.575	189.8
2	1'39.159	28.555	20.067	20.231	30.306	219.0
unfinished		28.532				218.6

21st 54 Riccardo ROSSI CIP Green Power ITA
Runs=1 Total laps=10 Full laps=8 Valid laps=8

1	1'45.823	34.535	20.588	20.214	30.486	192.5
2	1'39.782	28.981	20.281	20.181	30.339	220.4
3	1'39.585	28.572	20.324	20.345	30.344	219.9
4	1'39.530	28.549	20.434	19.994	30.553	217.7
5	1'39.511	28.949	20.278	19.969	30.315	216.8
6	1'39.057	28.473	20.343	19.940	30.301	215.5
7	1'39.043	28.546	20.237	19.932	30.328	215.1
8	1'39.041	28.661	20.186	19.965	30.229	217.7
9	1'38.675	28.587	20.088	19.871	30.129	216.4
10	1'56.022 P	28.731	20.497*	28.985	37.809	216.4

22nd 85 Xabi ZURUTUZA Red Bull KTM Ajo SPA
Runs=1 Total laps=10 Full laps=8 Valid laps=7

1	1'46.594 *	35.098	20.710*	20.349	30.437	196.7
2	1'39.426	28.647	20.143	20.237	30.399	218.1
3	1'39.998	28.708	20.293	20.282	30.715	219.5
4	1'40.230	29.044	20.180	20.172	30.834	214.2
5	1'43.060	31.407	20.668	20.339	30.646	218.1
6	1'43.349	31.549	20.840	20.366	30.594	213.0
7	1'42.193	30.509	20.595	20.551	30.538	212.1
8	2'02.357	29.111	20.578	41.810	30.858	211.3
9	1'41.055 *	29.157	20.618*	20.456	30.824	211.7
10	1'45.966 P	29.135	20.793*	20.408	35.630	209.7

23rd 5 Tatchakorn BUASRI Honda Team Asia THA
Runs=1 Total laps=4 Full laps=3 Valid laps=2

1	1'46.285 *	34.835	20.808*	20.263	30.379	194.5
2	1'39.820 *	28.835	20.115*	20.386	30.484	218.1
3	1'40.013	28.966	20.507	20.374	30.166	219.9
4	1'39.819	28.764	20.356	20.069	30.630	217.3
unfinished		28.737	20.426	20.252		213.0

24th 93 Arbi ADITAMA Honda Team Asia INA
Runs=1 Total laps=4 Full laps=3 Valid laps=3

Fastest Lap: Daniel HOLGADO Red Bull GASGAS Te SPA **1'37.936** 28.267 19.956 19.924 29.789

These data/results cannot be reproduced, stored and/or transmitted in whole or in part by any manner of electronic, mechanical, photocopying, recording, broadcasting or otherwise now known or herein after developed without the previous express consent by the copyright owner, except for reproduction in daily press and regular printed publications on sale to the public within 60 days of the event related to those data/results and always provided that copyright symbol appears together as follows below.
© DORNA, 2024

Num Lap Time Gap

24	1'38.859	0.550	48	1'39.772	13.934
64	1'38.641	0.846	18	1'40.266	14.019
36	1'39.180	0.972	19	1'39.848	14.147
80	1'38.974	1.015	6	1'39.899	14.315
58	1'38.823	1.114	10	1'39.805	14.405
66	1'38.749	1.337	78	1'39.637	14.703
48	1'39.529	10.406	82	1'39.180	18.904
18	1'39.433	10.707	12	1'40.055	20.234
99	1'39.702	10.880	55	1'41.262	47.564
19	1'39.456	10.946			
6	1'39.508	11.132			
10	1'39.449	11.205			
78	1'39.157	11.321			
12	1'39.893	13.231			
82	1'39.168	16.904			
55	1'40.965	40.497			

Lap 14

31	1'38.495	
24	1'38.428	0.483
96	1'38.767	0.539
64	1'38.350	0.701
72	1'38.966	0.888
58	1'38.436	1.055
80	1'38.693	1.213
36	1'38.899	1.376
66	1'38.875	1.717
18	1'39.660	11.872
48	1'40.167	12.078
19	1'39.777	12.228
99	1'39.921	12.306
6	1'39.791	12.428
10	1'39.912	12.622
78	1'40.015	12.841
12	1'40.149	14.885
82	1'39.451	17.860
55	1'40.891	42.893

Lap 15

31	1'38.701	
96	1'38.408	0.246
64	1'38.345	0.345
72	1'38.303	0.490
58	1'38.315	0.669
80	1'38.314	0.826
24	1'39.187	0.969
36	1'38.399	1.074
66	1'38.335	1.351
18	1'39.376	12.547
99	1'39.145	12.750
48	1'39.579	12.956
19	1'39.566	13.093
6	1'39.483	13.210
10	1'39.473	13.394
78	1'39.720	13.860
82	1'39.359	18.518
12	1'42.789	18.973
55	1'40.904	45.096

Lap 16

31	1'38.794	
96	1'38.705	0.157
72	1'38.517	0.213
80	1'38.289	0.321
64	1'38.903	0.454
24	1'38.538	0.713
36	1'38.574	0.854
58	1'39.223	1.098
66	1'38.649	1.206
99	1'39.687	13.643

Lap 17

80	1'38.811	
31	1'39.339	0.207
36	1'38.641	0.363
64	1'39.177	0.499
24	1'39.147	0.728
58	1'38.828	0.794
96	1'39.827	0.852
72	1'39.896	0.977
66	1'39.071	1.145
18	1'39.325	14.212
99	1'39.774	14.285
48	1'39.667	14.469
10	1'39.472	14.745
19	1'39.907	14.922
6	1'39.795	14.978
78	1'39.664	15.235
12	1'40.501	21.603
82	1'42.038	21.810
55	1'41.593	50.025

Lap 18

31	1'39.109	
58	1'38.839	0.317
64	1'39.146	0.329
80	1'39.752	0.436
36	1'39.493	0.540
24	1'39.292	0.704
96	1'39.733	1.269
66	1'39.646	1.475
48	1'39.353	14.506
99	1'39.665	14.634
10	1'39.479	14.908
6	1'39.412	15.074
18	1'40.264	15.160
19	1'39.687	15.293
78	1'39.780	15.699
82	1'39.601	22.095
12	1'40.204	22.491
55	1'41.629	52.338

Lap 19

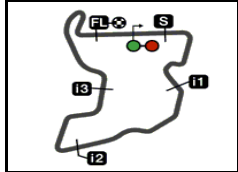
31	1'38.638	
64	1'38.586	0.277
80	1'38.568	0.366
58	1'39.040	0.719
36	1'38.922	0.824
96	1'38.330	0.961
24	1'39.104	1.170
66	1'38.484	1.321
48	1'39.530	15.398
18	1'39.075	15.597
10	1'39.506	15.776
6	1'39.616	16.052
99	1'40.162	16.158
19	1'39.595	16.250
78	1'39.392	16.453
82	1'39.154	22.611
12	1'39.892	23.745
55	1'41.478	55.178

Lap 20

80	1'38.440	
31	1'38.891	0.085
64	1'38.754	0.225
36	1'38.646	0.664
58	1'38.922	0.835
96	1'38.707	0.862
24	1'38.936	1.300
66	1'39.320	1.835
48	1'40.072	16.664
10	1'39.704	16.674
99	1'39.418	16.770
18	1'40.016	16.807
19	1'39.561	17.005
78	1'39.597	17.244
82	1'39.999	23.804
12	1'41.185	26.124
6	2'02.066	39.312
55	1'40.968	57.340

 Lapped rider

These data/results cannot be reproduced, stored and/or transmitted in whole or in part by any manner of electronic, mechanical, photocopying, recording, broadcasting or otherwise now known or herein after developed without the previous express consent by the copyright owner, except for reproduction in daily press and regular printed publications on sale to the public within 60 days of the event related to those data/results and always provided that copyright symbol appears together as follows below.
© DORNA, 2024



4301 m.

PERTAMINA GRAND PRIX OF INDONESIA

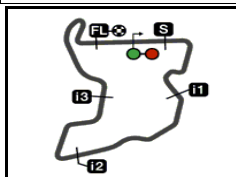
Moto3™

36

2024 Rookie of the Year Classification

Rider	Nation	Points	Leader	Previous	QAT	POR	AME	SPA	FRA	CAT	ITA	NED	GER	GBR	AUT	ARA	RSM	EMI	INA	JPN	AUS	THA	MAL	VAL
1 PIQUERAS Angel	SPA	131			4	-	16	6	6	4	5	8	11	-	13	-	25	20	13					
2 LUNETTA Luca	ITA	78	53	53	1	-	-	-	5	9	9	10	-	-	-	16	7	10	11					
3 ROULSTONE Jacob	AUS	50	81	28	6	5	8	4	4	8	7	2	-	-	2	-	4	-	-					
4 ESTEBAN Joel	SPA	44	87	6	5	8	7	-	13	2	-	1	2	3	-	1	-	-	2					
5 ZURUTUZA Xabi	SPA	11	120	33	-	-	3	-	-	-	-	-	-	-	-	8	-	-	-					
6 DETTWILER Noah	SWI	2	129	9	-	-	2	-	-	-	-	-	-	-	-	-	-	-	-					

These data/results cannot be reproduced, stored and/or transmitted in whole or in part by any manner of electronic, mechanical, photocopying, recording, broadcasting or otherwise now known or herein after developed without the previous express consent by the copyright owner, except for reproduction in daily press and regular printed publications on sale to the public within 60 days of the event related to those data/results and always provided that copyright symbol appears together as follows below.
© DORNA, 2024



4301 m.

2024 Riders Performance

(Qualifying Position - Starting Position - Race Position)

37

Rider	Points	QAT	POR	AME	SPA	FRA	CAT	ITA	NED	GER	GBR	AUT	ARA	RSM	EMI	INA	JPN	AUS	THA	MAL	VAL
1 ALONSO David	296	8	3	1	1	1	6	1	13	2	4	6	1	1	2	5					
		8-1	3-4	1-1	1-11	1-1	6-1	1-1	13-5	2-1	4-2	6-1	1-4	1-7	2-1	5-1	-	-	-	-	-
2 HOLGADO Daniel	199	1	4	3	18	2	9	5	15	13	8	4	7	7	11	14					
		1-2	4-1	2-2	18-7	2-2	9-6	5-14	15-11	13-7	8-4	4-3	7-9	7-2	11-4	14-6	-	-	-	-	-
3 ORTOLA Ivan	191	2	7	14	7	6	1	2	4	12	1	1	10	3	4	1					
		2-9	7-3	13-NC	7-3	6-5	1-2	2-6	4-1	12-3	1-1	28-9	10-12	3-3	4-5	1-9	-	-	-	-	-
4 VEIJER Collin	189	10	6	4	3	5	2	4	3	1	2	3	9	5	6	2					
		10-5	6-6	3-NC	3-1	5-3	2-4	4-2	3-2	1-18	2-3	3-5	9-2	5-5	6-3	2-NC	-	-	-	-	-
5 MUÑOZ David	133	13	13	8	2	8	7	14	11	6	21	9	3	14	8	13					
		26-16	13-9	7-5	2-2	8-NC	7-5	14-5	11-3	6-8	21-12	9-2	3-7	14-NL	8-NC	13-3	-	-	-	-	-
6 PIQUERAS Angel	131	12	19	18	6	9	13	20	1	14	11	8	4	4	3	9					
		12-12	19-NC	17-3	6-10	9-10	13-12	20-11	1-8	14-5	11-NC	8-4	4-NC	4-1	3-2	9-4	-	-	-	-	-
7 FERNANDEZ Adrian	121	4	15	12	12	4	8	17	8	4	12	12	17	8	7	4					
		4-NC	15-10	11-11	12-6	4-6	8-10	17-8	8-7	4-4	12-8	12-6	17-11	8-13	7-8	4-2	-	-	-	-	-
8 RUEDA Jose Antonio	110	3	1	2		3	3	3	7	5	10	5	2	12	9	10					
		3-NC	1-2	-NS	-	3-8	3-3	3-15	7-4	5-NC	10-9	5-7	2-1	12-NL	9-10	10-11	-	-	-	-	-
9 KELSO Joel	110	6	2	5	4	7	14	9	14	15	3	2	5	6	10	8					
		6-8	2-5	4-7	4-5	7-13	14-NC	9-12	14-12	15-11	3-7	2-8	5-5	6-6	10-7	8-8	-	-	-	-	-
10 YAMANAKA Ryusei	86	15	17	24	5	10	5	13	5	11	5	10	25	13	15	17					
		15-NC	17-NC	23-4	5-4	10-7	5-11	13-3	5-10	11-6	5-6	10-13	24-19	13-17	15-15	17-17	-	-	-	-	-
11 FURUSATO Taiyo	81	18	21	10	21	17	4	8	2	8		17	15	9	1	3					
		18-3	21-17	9-NC	21-17	17-14	4-NC	8-4	2-13	8-2	-	17-15	15-6	9-4	1-13	3-NC	-	-	-	-	-
12 LUNETTA Luca	78	14	25	11	20	15	10	6	10	3		16	6	2	12	6					
		14-15	25-22	10-19	20-20	15-11	10-7	6-7	10-6	3-NC	-	16-17	6-3	2-9	12-6	6-5	-	-	-	-	-
13 SUZUKI Tatsuki	72	19	20	16	9	14	21	15	12	9	9	13	19	23	17	7					
		19-7	20-12	15-6	9-25	14-9	21-15	15-NC	12-NC	9-9	9-10	13-12	19-14	23-8	17-11	7-7	-	-	-	-	-

NC=Not classified NL=Not finished first lap NP=Not started race re-start N2=Not finished first lap race re-start EX=Excluded NS=Not Started DS=Disqualified

These data/results cannot be reproduced, stored and/or transmitted in whole or in part by any manner of electronic, mechanical, photocopying, recording, broadcasting or otherwise now known or herein after developed without the previous express consent by the copyright owner, except for reproduction in daily press and regular printed publications on sale to the public within 60 days of the event related to those data/results and always provided that copyright symbol appears together as follows below.
© DORNA, 2024

Rider	Points	QAT	POR	AME	SPA	FRA	CAT	ITA	NED	GER	GBR	AUT	ARA	RSM	EMI	INA	JPN	AUS	THA	MAL	VAL
14 NEPA Stefano	59	16	10	9	11	23	11	12	6	10	7	14	11	10	5	11					
		16-6	10-7	8-18	11-9	23-17	11-13	12-NC	6-9	10-12	7-5	14-NC	11-13	10-14	5-14	11-15	-	-	-	-	-
15 ROULSTONE Jacob	50	17	14	6	17	11	16	7	20	17	6	15	18	17	19	19					
		17-10	14-11	5-8	17-12	11-12	16-8	7-9	20-14	16-NC	6-17	15-14	18-21	17-12	19-21	19-16	-	-	-	-	-
16 ESTEBAN Joel	44	23	11	17	8	16	15	19	9	16	22	18	13	24	22	23					
		23-11	11-8	16-9	8-NC	16-4	15-14	19-18	9-15	23-14	22-13	18-25	13-15	24-22	22-20	22-14	-	-	-	-	-
17 BERTELLE Matteo	42	5	12	7	19	19	12	22	16	18	13	7	8	16	14	24					
		5-NC	12-DS	6-10	19-14	19-NC	12-17	22-10	16-21	24-15	13-11	7-11	8-10	16-NC	14-9	23-12	-	-	-	-	-
18 ROSSI Riccardo	24	7	5	21	14	13	18	10	19	22	18	23	23	15	20	18					
		7-4	5-NC	20-16	14-18	13-NC	18-NC	10-13	19-18	18-19	18-14	23-10	23-20	15-NL	20-23	18-NC	-	-	-	-	-
19 FARIOLI Filippo	24	11	8	13	15	21	20	16	23	21	16	21	16	11	13	16					
		11-NC	8-16	12-15	15-13	21-NC	20-9	16-19	23-22	26-13	16-16	21-26	16-NC	11-10	13-12	16-NC	-	-	-	-	-
20 CARRARO Nicola	22	22	16	20	10	20	25	21	22	23	15	19	24	21	21	21					
		22-14	16-15	19-12	10-8	20-19	25-18	21-16	22-16	19-17	15-15	19-16	-NS	21-16	21-16	20-10	-	-	-	-	-
21 OGDEN Scott	15	20	9	15	13	12	19	18	17	7	17	27	12	20	16	12					
		20-13	9-14	14-DS	13-19	12-NC	19-16	18-17	17-17	7-10	17-NC	27-19	12-16	20-15	16-18	12-13	-	-	-	-	-
22 ZURUTUZA Xabi	11			23	26	18	23	11	21	19	14	11	21	22	23	27					
		-	-	22-13	26-22	18-16	23-19	11-NP	21-19	17-16	14-NC	11-18	21-8	22-18	23-19	26-NC	-	-	-	-	-
23 ALMANSA David	7			25	16	22	17	24	18	25	23	24	14	19	18	15					
		-	-	-NS	16-15	22-15	17-NC	24-21	18-NC	21-20	23-18	24-20	14-18	19-11	18-17	15-NC	-	-	-	-	-
24 PEREZ Vicente	3	9	18		24						20	22	26	18	24						
		9-NC	18-13	-	24-16	-	-	-	-	-	-	20-NC	22-23	-NS	18-NC	-NS	-	-	-	-	-
25 DETTWILER Noah	2	25	26	22	23	24	24	26	25	26	24	26	20	25	25	26					
		25-17	26-19	21-14	23-21	24-18	24-21	26-20	25-23	22-23	24-20	26-24	20-17	25-20	25-22	25-18	-	-	-	-	-
26 WHATLEY Joshua	0	21	22	19	22	25	26	23	24	20											
		21-18	22-18	18-17	22-23	25-21	26-20	23-23	24-24	25-21	-	-	-	-	-	-	-	-	-	-	-
27 BUASRI Tatchakorn	0	24	23	26	25	26	22	25	26	24	19	20	27	26	26	25					
		24-19	23-20	-NS	25-24	26-20	22-22	25-22	26-20	20-22	19-19	20-21	25-NC	26-21	26-NC	24-NC	-	-	-	-	-
28 ROSENTHALER Jakob	0											25		27							
		-	-	-	-	-	-	-	-	-	-	-	25-22	-	27-19	-	-	-	-	-	-
29 SHAHRIL Danial	0											25									
		-	-	-	-	-	-	-	-	-	-	25-21	-	-	-	-	-	-	-	-	-

NC=Not classified NL=Not finished first lap NP=Not started race re-start N2=Not finished first lap race re-start EX=Excluded NS=Not Started DS=Disqualified

These data/results cannot be reproduced, stored and/or transmitted in whole or in part by any manner of electronic, mechanical, photocopying, recording, broadcasting or otherwise now known or herein after developed without the previous express consent by the copyright owner, except for reproduction in daily press and regular printed publications on sale to the public within 60 days of the event related to those data/results and always provided that copyright symbol appears together as follows below.
© DORNA, 2024

Official MotoGP Timing by TISSOT
www.motogp.com



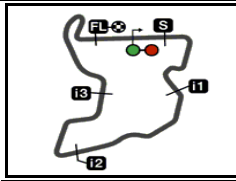
	Rider	Points	QAT	POR	AME	SPA	FRA	CAT	ITA	NED	GER	GBR	AUT	ARA	RSM	EMI	INA	JPN	AUS	THA	MAL	VAL
30	AL SAHOUTI Hamad	0		24																		
			-	24-21	-	-	-	-	-	-	-	-	-	-	-	-	-	-	-	-	-	-
31	ADITAMA Arbi	0						27						22			22					
			-	-	-	-	-	27-23	-	-	-	-	-	22-22	-	-	21-NC	-	-	-	-	-

NC=Not classified NL=Not finished first lap NP=Not started race re-start N2=Not finished first lap race re-start EX=Excluded NS=Not Started DS=Disqualified

These data/results cannot be reproduced, stored and/or transmitted in whole or in part by any manner of electronic, mechanical, photocopying, recording, broadcasting or otherwise now known or herein after developed without the previous express consent by the copyright owner, except for reproduction in daily press and regular printed publications on sale to the public within 60 days of the event related to those data/results and always provided that copyright symbol appears together as follows below.
© DORNA, 2024

Official MotoGP Timing by **TISSOT**
www.motogp.com





4301 m.

PERTAMINA GRAND PRIX OF INDONESIA
Official Starting Grid

Race : 20 laps = 86.02 km



1	1 1'37.332 48 Ivan ORTOLA KTM	2 1'37.589 95 Collin VEIJER Husqvarna	3 1'37.701 72 Taiyo FURUSATO Honda
2	4 1'37.726 31 Adrian FERNANDEZ Honda	5 1'37.845 80 David ALONSO CFMOTO	6 1'37.976 58 Luca LUNETTA Honda
3	7 1'38.078 24 Tatsuki SUZUKI Husqvarna	8 1'38.110 66 Joel KELSO KTM	9 1'38.120 36 Angel PIQUERAS Honda
4	10 1'38.190 99 Jose Antonio RUEDA KTM	11 1'38.210 82 Stefano NEPA KTM	12 1'38.302 19 Scott OGDEN Honda
5	13 1'38.372 64 David MUÑOZ KTM	14 1'38.399 96 Daniel HOLGADO GASGAS	15 1'38.414 22 David ALMANSA Honda
6	16 1'38.465 7 Filippo FARIOLI Honda	17 1'38.539 6 Ryusei YAMANAKA KTM	18 1'39.630 54 Riccardo ROSSI KTM
7	19 1'38.766 12 Jacob ROULSTONE GASGAS	20 1'38.863 10 Nicola CARRARO KTM	21 1'38.987 93 Arbi ADITAMA Honda
8	22 1'39.165 78 Joel ESTEBAN CFMOTO	23 1'39.184 18 Matteo BERTELLE Honda	24 1'39.488 5 Tatchakorn BUASRI Honda

FIM MotoGP Stewards long lap penalty for rider #99 & double long lap penalty for riders #48, #82 & #85

The results are provisional until the end of the limit for protest and appeals and until the ratification of the Event Management Committee.

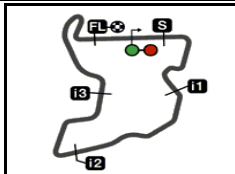
Time limit for protest expires 60' at the latest after publication of the results - Time:

These data/results cannot be reproduced, stored and/or transmitted in whole or in part by any manner of electronic, mechanical, photocopying, recording, broadcasting or otherwise now known or herein after developed without the previous express consent by the copyright owner, except for reproduction in daily press and regular printed publications on sale to the public within 60 days of the event related to those data/results and always provided that copyright symbol appears together as follows below.

© DORNA, 2024

Official MotoGP Timing by **TISSOT**
www.motogp.com





PERTAMINA GRAND PRIX OF INDONESIA

Official Starting Grid

4301 m.

Race : 20 laps = 86.02 km

9

25
1'39.732
55 Noah DETTWILER
KTM

26
1'39.854
85 Xabi ZURUTUZA
KTM

FIM MotoGP Stewards long lap penalty for rider #99 & double long lap penalty for riders #48, #82 & #85

The results are provisional until the end of the limit for protest and appeals and until the ratification of the Event Management Committee.

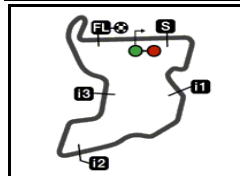
Time limit for protest expires 60' at the latest after publication of the results - Time:

These data/results cannot be reproduced, stored and/or transmitted in whole or in part by any manner of electronic, mechanical, photocopying, recording, broadcasting or otherwise now known or herein after developed without the previous express consent by the copyright owner, except for reproduction in daily press and regular printed publications on sale to the public within 60 days of the event related to those data/results and always provided that copyright symbol appears together as follows below.

© DORNA, 2024

Official MotoGP Timing by **TISSOT**
www.motogp.com





4301 m.

PERTAMINA GRAND PRIX OF INDONESIA

Race

Top Speed & Average



Rider	Nation	Motorcycle	Top 5 speeds					Average	Top
99 Jose Antonio RUEDA	SPA	KTM	224.5	223.6	221.7	221.7	220.4	221.8	224.5
58 Luca LUNETTA	ITA	HONDA	222.2	220.8	220.4	219.9	219.9	220.6	222.2
80 David ALONSO	COL	CFMOTO	222.2	221.3	220.4	219.9	219.5	220.3	222.2
10 Nicola CARRARO	ITA	KTM	221.7	221.3	221.3	221.3	220.8	221.3	221.7
18 Matteo BERTELLE	ITA	HONDA	221.3	219.5	219.5	219.0	219.0	219.7	221.3
72 Taiyo FURUSATO	JPN	HONDA	219.9	219.9	219.5	219.0	218.6	219.4	221.3
78 Joel ESTEBAN	SPA	CFMOTO	221.3	221.3	221.3	219.9	219.5	220.5	221.3
96 Daniel HOLGADO	SPA	GASGAS	221.3	221.3	220.8	220.8	220.8	221.0	221.3
6 Ryusei YAMANAKA	JPN	KTM	220.8	219.9	219.5	219.0	219.0	219.6	220.8
12 Jacob ROULSTONE	AUS	GASGAS	220.8	220.8	220.8	219.9	218.6	220.2	220.8
48 Ivan ORTOLA	SPA	KTM	220.8	219.0	218.1	218.1	218.1	218.8	220.8
64 David MUÑOZ	SPA	KTM	220.8	220.4	220.4	219.9	219.5	220.1	220.8
66 Joel KELSO	AUS	KTM	220.8	219.9	219.5	218.6	218.6	219.2	220.8
82 Stefano NEPA	ITA	KTM	220.8	220.4	218.1	216.0	214.2	217.3	220.8
24 Tatsuki SUZUKI	JPN	HUSQVARNA	220.4	220.4	219.9	219.9	219.9	220.1	220.4
54 Riccardo ROSSI	ITA	KTM	220.4	219.9	217.7	217.7	216.8	218.5	220.4
5 Tatchakorn BUASRI	THA	HONDA	219.9	218.1	217.3	213.0	194.5	212.6	219.9
19 Scott OGDEN	GBR	HONDA	219.5	219.5	218.6	218.6	217.7	218.6	219.5
36 Angel PIQUERAS	SPA	HONDA	219.5	219.0	218.6	218.6	218.1	218.7	219.5
85 Xabi ZURUTUZA	SPA	KTM	219.5	218.1	218.1	214.2	213.0	216.6	219.5
22 David ALMANSA	SPA	HONDA	219.0	218.6	189.8			209.1	219.0
55 Noah DETTWILER	SWI	KTM	219.0	218.6	218.1	216.8	196.0	213.7	219.0
93 Arbi ADITAMA	INA	HONDA	218.6	218.6	216.0	214.2	193.2	212.1	218.6
31 Adrian FERNANDEZ	SPA	HONDA	217.3	216.8	216.4	216.4	216.0	216.5	217.3
7 Filippo FARIOLI	ITA	HONDA	216.4	213.8	189.4			206.5	216.4
95 Collin VEIJER	NED	HUSQVARNA	215.5	214.2	213.8	213.8	213.4	213.9	215.5

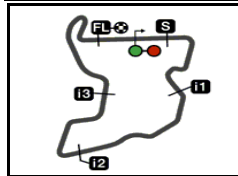
These data/results cannot be reproduced, stored and/or transmitted in whole or in part by any manner of electronic, mechanical, photocopying, recording, broadcasting or otherwise now known or herein after developed without the previous express consent by the copyright owner, except for reproduction in daily press and regular printed publications on sale to the public within 60 days of the event related to those data/results and always provided that copyright symbol appears together as follows below.

© DORNA, 2024

Official MotoGP Timing by TISSOT
www.motogp.com




Lombok, Sunday, September 29, 2024



4301 m.

PERTAMINA GRAND PRIX OF INDONESIA
Race
Fastest Laps Sequence

<i>Lap</i>	<i>Race Time</i>	 <i>Rider</i>	<i>Nation</i>	<i>Motorcycle</i>	<i>Time</i>	<i>Km/h</i>	<i>Riders's Lap</i>
2	3'21.677	95 Collin VEIJER	NED	HUSQVARNA	1'38.616	157.0	2
2	3'22.042	72 Taiyo FURUSATO	JPN	HONDA	1'38.601	157.0	2
2	3'22.261	80 David ALONSO	COL	CFMOTO	1'38.475	157.2	2
2	3'22.796	36 Angel PIQUERAS	SPA	HONDA	1'38.451	157.2	2
3	5'01.022	36 Angel PIQUERAS	SPA	HONDA	1'38.226	157.6	3
3	5'01.487	58 Luca LUNETTA	ITA	HONDA	1'38.165	157.7	3
3	5'01.675	96 Daniel HOLGADO	SPA	GASGAS	1'37.936	158.0	3

These data/results cannot be reproduced, stored and/or transmitted in whole or in part by any manner of electronic, mechanical, photocopying, recording, broadcasting or otherwise now known or herein after developed without the previous express consent by the copyright owner, except for reproduction in daily press and regular printed publications on sale to the public within 60 days of the event related to those data/results and always provided that copyright symbol appears together as follows below.

© DORNA, 2024

Official MotoGP Timing by TISSOT
 www.motogp.com



Lombok, Sunday, September 29, 2024