


MOTUL GRAND PRIX OF JAPAN

Free Practice
Classification

3

	Rider	Nation	Team	Motorcycle	Time	Lap	Total	Gap	Top Speed
1	12 Filip SALAC	CZE	Elf Marc VDS Racing Team	KALEX	1'50.287	16	18		261.5
2	79 Ai OGURA	JPN	MT Helmets - MSI	BOSCOSCURO	1'50.301	15	18	0.014 0.014	260.8
3	24 Marcos RAMIREZ	SPA	OnlyFans American Racing Team	KALEX	1'50.306	16	19	0.019 0.005	258.9
4	44 Aron CANET	SPA	Fantic Racing	KALEX	1'50.551	12	15	0.264 0.245	258.3
5	21 Alonso LOPEZ	SPA	Beta Tools SpeedUp	BOSCOSCURO	1'50.620	13	17	0.333 0.069	262.1
6	54 Fermin ALDEGUER	SPA	Beta Tools SpeedUp	BOSCOSCURO	1'50.751	15	15	0.464 0.131	260.8
7	75 Albert ARENAS	SPA	QJMOTOR Gresini Moto2	KALEX	1'50.801	14	16	0.514 0.050	261.5
8	28 Izan GUEVARA	SPA	CFMOTO Inde Aspar Team	KALEX	1'50.951	16	18	0.664 0.150	262.1
9	3 Sergio GARCIA	SPA	MT Helmets - MSI	BOSCOSCURO	1'50.961	14	15	0.674 0.010	257.7
10	13 Celestino VIETTI	ITA	Red Bull KTM Ajo	KALEX	1'51.044	17	18	0.757 0.083	262.1
11	84 Zonta VD GOORBERGH	NED	RW-Idrofoglia Racing GP	KALEX	1'51.061	16	16	0.774 0.017	258.9
12	96 Jake DIXON	GBR	CFMOTO Inde Aspar Team	KALEX	1'51.077	9	13	0.790 0.016	259.6
13	14 Tony ARBOLINO	ITA	Elf Marc VDS Racing Team	KALEX	1'51.102	9	10	0.815 0.025	259.6
14	16 Joe ROBERTS	USA	OnlyFans American Racing Team	KALEX	1'51.114	10	17	0.827 0.012	257.1
15	53 Deniz ÖNCÜ	TUR	Red Bull KTM Ajo	KALEX	1'51.125	7	16	0.838 0.011	260.2
16	18 Manuel GONZALEZ	SPA	QJMOTOR Gresini Moto2	KALEX	1'51.166	18	18	0.879 0.041	258.9
17	7 Barry BALTUS	BEL	RW-Idrofoglia Racing GP	KALEX	1'51.237	13	18	0.950 0.071	257.1
18	10 Diogo MOREIRA	BRA	Italtrans Racing Team	KALEX	1'51.307	15	16	1.020 0.070	260.2
19	81 Senna AGIUS	AUS	Liqui Moly Husqvarna Intact GP	KALEX	1'51.471	15	17	1.184 0.164	259.6
20	15 Darryn BINDER	RSA	Liqui Moly Husqvarna Intact GP	KALEX	1'51.614	15	17	1.327 0.143	258.9
21	22 Ayumu SASAKI	JPN	Yamaha VR46 Master Camp Team	KALEX	1'51.826	15	18	1.539 0.212	261.5
22	71 Dennis FOGGIA	ITA	Italtrans Racing Team	KALEX	1'51.843	12	13	1.556 0.017	260.8
23	52 Jeremy ALCOBA	SPA	Yamaha VR46 Master Camp Team	KALEX	1'51.894	15	16	1.607 0.051	259.6
24	5 Jaume MASIA	SPA	Preicanos Racing Team	KALEX	1'51.919	8	16	1.632 0.025	258.3
25	17 Daniel MUÑOZ	SPA	Preicanos Racing Team	KALEX	1'51.939	16	21	1.652 0.020	257.7
26	34 Mario AJI	INA	IDEMITSU Honda Team Asia	KALEX	1'52.384	16	18	2.097 0.445	258.3
27	43 Xavier ARTIGAS	SPA	KLINT Forward Factory Team	FORWARD	1'52.828	14	17	2.541 0.444	258.3
28	20 Xavi CARDELUS	AND	Fantic Racing	KALEX	1'52.911	15	16	2.624 0.083	259.6
29	11 Alex ESCRIG	SPA	KLINT Forward Factory Team	FORWARD	1'53.137	16	16	2.850 0.226	258.3

Practice condition: Dry

Air: 23°

Humidity: 92%

Ground: 26°

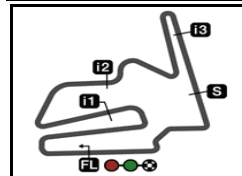
Fastest Lap:	Lap: 16	Filip SALAC	1'50.287	156.7 Km/h
Best Race Lap:	2023	Somkiat CHANTRA	1'50.679	156.1 Km/h
All-Time Lap Record:	2023	Somkiat CHANTRA	1'49.898	157.2 Km/h

The results are provisional until the end of the limit for protest and appeals.

Time limit for protest expires 60' after publication of the results - Time:

These data/results cannot be reproduced, stored and/or transmitted in whole or in part by any manner of electronic, mechanical, photocopying, recording, broadcasting or otherwise now known or herein after developed without the previous express consent by the copyright owner, except for reproduction in daily press and regular printed publications on sale to the public within 60 days of the event related to those data/results and always provided that copyright symbol appears together as follows below.

© DORNA, 2024



MOTUL GRAND PRIX OF JAPAN

Free Practice

Top Speed & Average

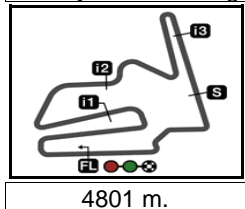
4



Rider	Nation	Motorcycle	Top 5 speeds					Average	Top
13 Celestino VIETTI	ITA	KALEX	262.1	261.5	261.5	260.2	260.2	261.0	262.1
21 Alonso LOPEZ	SPA	BOSCOSCURO	262.1	258.9	258.3	258.3	258.3	259.2	262.1
28 Izan GUEVARA	SPA	KALEX	262.1	261.5	260.2	260.2	260.2	260.8	262.1
12 Filip SALAC	CZE	KALEX	261.5	260.2	260.2	259.6	259.6	260.1	261.5
22 Ayumu SASAKI	JPN	KALEX	261.5	260.2	260.2	260.2	260.2	260.4	261.5
75 Albert ARENAS	SPA	KALEX	261.5	260.8	260.2	259.6	259.6	260.3	261.5
54 Fermin ALDEGUER	SPA	BOSCOSCURO	260.8	260.2	258.9	258.3	258.3	258.7	260.8
71 Dennis FOGGIA	ITA	KALEX	260.8	259.6	258.9	258.9	258.3	259.0	260.8
79 Ai OGURA	JPN	BOSCOSCURO	260.8	260.8	260.8	260.8	260.8	260.8	260.8
10 Diogo MOREIRA	BRA	KALEX	260.2	259.6	258.9	258.9	258.9	259.3	260.2
53 Deniz ÖNCÜ	TUR	KALEX	260.2	259.6	259.6	259.6	258.9	259.4	260.2
14 Tony ARBOLINO	ITA	KALEX	259.6	258.9	258.3	258.3	257.7	258.2	259.6
20 Xavi CARDELUS	AND	KALEX	259.6	258.9	258.9	258.3	258.3	258.6	259.6
52 Jeremy ALCOBA	SPA	KALEX	259.6	258.3	256.5	255.9	255.9	256.9	259.6
81 Senna AGIUS	AUS	KALEX	259.6	257.7	257.7	257.1	257.1	257.8	259.6
96 Jake DIXON	GBR	KALEX	259.6	258.9	257.7	257.7	257.1	258.0	259.6
15 Darryn BINDER	RSA	KALEX	258.9	258.9	258.3	258.3	258.3	258.5	258.9
18 Manuel GONZALEZ	SPA	KALEX	258.9	257.7	257.1	256.5	256.5	257.0	258.9
24 Marcos RAMIREZ	SPA	KALEX	258.9	258.3	258.3	258.3	257.7	258.2	258.9
84 Zonta VD GOORBERGH	NED	KALEX	258.9	258.3	258.3	258.3	258.3	258.4	258.9
5 Jaume MASIA	SPA	KALEX	258.3	257.7	257.1	257.1	257.1	257.5	258.3
11 Alex ESCRIG	SPA	FORWARD	258.3	257.1	257.1	256.5	255.9	257.0	258.3
34 Mario AJI	INA	KALEX	258.3	256.5	255.9	255.3	255.3	256.3	258.3
43 Xavier ARTIGAS	SPA	FORWARD	258.3	257.7	257.7	257.7	257.7	257.8	258.3
44 Aron CANET	SPA	KALEX	258.3	257.1	257.1	257.1	256.5	256.8	258.3
3 Sergio GARCIA	SPA	BOSCOSCURO	257.7	257.7	257.7	257.1	257.1	257.3	257.7
17 Daniel MUÑOZ	SPA	KALEX	257.7	257.7	257.1	257.1	257.1	257.3	257.7
7 Barry BALTUS	BEL	KALEX	257.1	257.1	256.5	256.5	255.9	256.4	257.1
16 Joe ROBERTS	USA	KALEX	257.1	257.1	257.1	256.5	256.5	256.8	257.1

These data/results cannot be reproduced, stored and/or transmitted in whole or in part by any manner of electronic, mechanical, photocopying, recording, broadcasting or otherwise now known or herein after developed without the previous express consent by the copyright owner, except for reproduction in daily press and regular printed publications on sale to the public within 60 days of the event related to those data/results and always provided that copyright symbol appears together as follows below.

© DORNA, 2024



MOTUL GRAND PRIX OF JAPAN

Free Practice

Chronological Analysis of Performances

5

* Lap / Sector time cancelled T1 Time from finish line to 1st intermediate T3 Time from 2nd intermed. to 3rd intermed.
 P Crossing the finish line in pit lane T2 Time from 1st intermed. to 2nd intermed. T4 Time from 3rd intermediate to finish line

Lap	Lap Time	T1	T2	T3	T4	Speed	Lap	Lap Time	T1	T2	T3	T4	Speed							
1st 12 Filip SALAC Elf Marc VDS Racing CZE Runs=2 Total laps=18 Full laps=15 Valid laps=14							3	1'54.617 *	29.184	22.328	31.323*	31.782	257.1	4	1'53.933	28.905	22.234	31.384	31.410	257.1
1	2'26.569	35.885	24.872	33.771	33.176	257.1	5	1'52.801	28.822	22.123	30.849	31.007	257.1	6	1'52.368 *	28.765	21.847	30.687*	31.069	257.1
2	1'55.150	29.736	22.510	31.575	31.329	259.6	7	1'52.939	28.922	22.204	30.724	31.089	257.1	8	1'52.228	28.686	21.732	30.664	31.146	257.7
3	1'53.428	29.157	22.191	31.093	30.987	257.1	9	1'52.120	28.722	21.692	30.665	31.041	256.5	10	1'59.234	30.973	22.610	34.272	31.379	255.3
4	1'52.380	28.824	21.728	30.788	31.040	256.5	11	1'52.961 *	28.857	22.021*	30.965*	31.118	256.5	12	1'49.152 P	29.607	22.640	31.881	25.024	247.1
5	1'53.137	28.678	22.069	30.800	31.590	259.6	13	1'58.972	34.706	22.387	30.869	31.010	257.1	14	1'51.232	28.609	21.552	30.378	30.693	258.9
6	1'51.744	28.648	21.777	30.524	30.795	260.2	15	1'50.717	28.498	21.475	30.162	30.582	257.7	16	1'50.306	28.380	21.357	30.089	30.480	258.3
7	1'52.062	28.723	21.836	30.625	30.878	258.9	17	1'56.214	32.130	21.991	31.153	30.940	257.1	18	1'50.990	28.561	21.422	30.287	30.720	258.3
8	1'51.290	28.683	21.599	30.375	30.633	259.6	19	1'52.920	28.498	21.573	30.369	32.480	258.3							
9	1'52.016	28.638	21.726	30.565	31.087	260.2														
10	1'54.046	28.727	21.785	30.544	32.990	251.7														
11	1'51.483	28.608	21.660	30.389	30.826	258.3														
12	1'51.407 *	28.61*	21.619	30.404	30.766	258.9														
13	1'51.489	28.721	21.600	30.391	30.777	257.7														
14	1'49.714 P	29.746	22.246	32.333	25.389	254.7														
15	2'00.463	32.861	25.687	30.634	31.281	257.7														
16	1'50.287	28.321	21.335	30.087	30.544	261.5														
17	1'50.459	28.379	21.356	30.176	30.548	257.7														
18	1'50.828	28.377	21.536	30.290	30.625	257.7														

2nd 79 Ai OGURA MT Helmets - MSI JPN Runs=1 Total laps=18 Full laps=17 Valid laps=17						
1	9'21.530	38.917	24.412	34.046	32.618	253.5
2	1'56.062	29.712	22.273	32.353	31.724	255.3
3	1'53.259	29.061	21.781	31.138	31.279	258.9
4	1'54.583	28.857	21.681	31.034	33.011	259.6
5	1'51.975	28.701	21.644	30.777	30.853	259.6
6	1'51.586	28.572	21.444	30.843	30.727	259.6
7	1'51.311	28.536	21.386	30.663	30.726	258.3
8	1'51.762	28.650	21.316	30.951	30.845	259.6
9	1'51.115	28.561	21.318	30.494	30.742	258.3
10	1'51.013	28.576	21.326	30.419	30.692	260.8
11	1'50.463	28.501	21.195	30.268	30.499	259.6
12	1'52.201	28.438	21.989	30.992	30.782	259.6
13	1'50.797	28.477	21.290	30.378	30.652	260.8
14	1'50.413	28.337	21.226	30.350	30.500	260.8
15	1'50.301	28.345	21.164	30.344	30.448	260.8
16	2'05.266	36.382	26.154	31.565	31.165	256.5
17	1'50.858	28.514	21.372	30.380	30.592	260.8
18	1'50.638	28.500	21.206	30.397	30.535	260.8

4th 44 Aron CANET Fantic Racing SPA Runs=2 Total laps=15 Full laps=12 Valid laps=10						
1	3'15.795	36.909	24.679	32.884	32.562	254.1
2	1'54.922	29.934	22.559	30.932	31.497	256.5
3	1'52.411	28.800	21.822	30.700	31.089	257.1
4	1'51.660	28.601	21.737	30.476	30.846	256.5
5	1'51.934	28.853	21.513	30.608	30.960	255.9
6	1'51.783	28.752	21.726	30.457	30.848	256.5
7	1'51.535 *	28.809	21.467	30.492*	30.767	256.5
8	1'55.227	28.814	24.236	30.779	31.398	256.5
9	1'51.213	28.627	21.463	30.433	30.690	258.3
10	1'55.018 P	33.782	22.570	31.665	27.001	248.8
11	2'00.137	36.870	21.911	30.664	30.692	256.5
12	1'50.551	28.627	21.335	30.060	30.529	257.1
13	1'50.522 *	28.42*	21.278	30.235	30.580	257.1
14	1'50.936	28.651	21.360	30.272	30.653	256.5
15	1'50.895	28.399	21.485	30.259	30.752	255.9

5th 21 Alonso LOPEZ Beta Tools SpeedUp SPA Runs=3 Total laps=17 Full laps=13 Valid laps=12						
1	2'13.187	33.475	23.899	33.222	32.992	255.9
2	1'55.615	29.556	22.539	31.971	31.549	256.5
3	1'53.302	28.711	21.861	31.590	31.140	258.3
4	1'52.092	28.666	21.849	30.731	30.846	257.1
5	1'51.960	28.615	21.648	30.721	30.976	258.3
6	1'55.921	31.924	21.912	30.672	31.413	254.7
7	1'51.406	28.592	21.505	30.530	30.779	258.3
8	1'52.878	28.594	21.676	30.674	31.934	249.4

Fastest Lap: Filip SALAC Elf Marc VDS Racing CZE 1'50.287 28.321 21.335 30.087 30.544

These data/results cannot be reproduced, stored and/or transmitted in whole or in part by any manner of electronic, mechanical, photocopying, recording, broadcasting or otherwise now known or herein after developed without the previous express consent by the copyright owner, except for reproduction in daily press and regular printed publications on sale to the public within 60 days of the event related to those data/results and always provided that copyright symbol appears together as follows below.
 © DORNA, 2024

Free Practice

Moto2

Lap	Lap Time	T1	T2	T3	T4	Speed	Lap	Lap Time	T1	T2	T3	T4	Speed
9	1'51.622	28.559	21.626	30.531	30.906	257.7	7	1'52.301	28.872	21.655	30.728	31.046	257.7
10	1'52.415 P	30.474	24.958	31.153	25.830	248.8	8	1'52.952	28.977	21.705	30.783	31.487	258.3
11	1'51.207 P	33.378	21.965	30.958	24.906	255.9	9	1'54.565	31.075	21.812	30.654	31.024	258.9
12	1'56.409	32.566	22.032	30.914	30.897	257.1	10	1'51.626	28.682	21.535	30.554	30.855	258.3
13	1'50.620	28.430	21.209	30.205	30.776	258.9	11	1'51.601	28.658	21.510	30.576	30.857	258.3
14	1'50.875	28.434	21.257	30.352	30.832	262.1	12	1'46.732 P	29.03*	21.828	31.132	24.738	257.7
15	1'54.803	29.909	22.850	30.695	31.349	255.9	13	1'58.111	34.016	21.912	31.104	31.079	258.3
16	1'51.021	28.502	21.422	30.344	30.753	256.5	14	1'51.242	28.558	21.392	30.389	30.903	262.1
17	1'55.993 *	28.513	21.538*	33.109*	32.833	234.2	15	1'51.149	28.577	21.434	30.483	30.655	260.2
6th 54 Fermin ALDEGUER Beta Tools SpeedUp SPA Runs=2 Total laps=15 Full laps=12 Valid laps=10							16 1'50.951 28.498 21.409 30.338 30.706 261.5						
17 1'51.622 28.809 21.440 30.625 30.748 260.2							18 1'51.246 28.560 21.496 30.577 30.613 260.2						

1	2'35.360	36.357	24.621	33.714	33.284	257.7	
2	1'56.397	30.110	22.425	32.122	31.740	260.2	
3	1'54.273 *	29.145	22.019	31.711*	31.398	260.8	
4	1'53.450	28.997	21.975	31.337	31.141	258.3	
5	1'56.078	31.878	21.872	31.052	31.276	258.3	
6	1'52.672	29.117	21.649	30.986	30.920	258.3	
7	1'52.194	28.724	21.571	31.088	30.811	258.3	
8	1'55.950	30.902	22.435	31.647	30.966	258.3	
9	1'51.848	28.783	21.553	30.681	30.831	258.3	
10	1'51.523	28.701	21.633	30.503	30.686	257.1	
11	1'51.392 *	28.684	21.540*	30.516*	30.652	258.3	
12	1'44.469 P	28.574	21.478	30.612	23.805	258.3	
13	1'56.807	32.610	22.181	30.844	31.172	256.5	
14	1'51.267	28.583	21.382	30.398	30.904	258.9	
15	1'50.751	28.434	21.264	30.246	30.807	258.3	
unfinished		28.524	21.312				

7th 75 Albert ARENAS QJMOTOR Gresini Mo SPA Runs=2 Total laps=16 Full laps=13 Valid laps=13						
1	2'27.325	36.801	24.881	33.426	33.395	244.3
2	1'56.135	30.035	22.772	31.642	31.686	260.2
3	1'52.842	29.199	21.731	30.891	31.021	261.5
4	1'52.023	28.862	21.666	30.514	30.981	259.6
5	1'51.653	28.743	21.586	30.503	30.821	260.8
6	1'53.577	28.599	21.807	30.452	32.719	257.1
7	1'51.298	28.524	21.521	30.593	30.660	259.6
8	1'59.724	33.672	23.096	31.366	31.590	256.5
9	1'46.157 P	28.843	21.652	30.442	25.220	258.3
10	1'59.749	33.607	22.140	31.042	32.960	254.7
11	1'51.630	28.708	21.683	30.294	30.945	258.3
12	1'51.562	28.652	21.591	30.420	30.899	257.7
13	1'53.261	30.299	21.655	30.456	30.851	256.5
14	1'50.801	28.509	21.303	30.391	30.598	258.9
15	1'52.984	28.627	21.421	30.552	32.384	251.7
16	1'51.332	28.617	21.404	30.544	30.767	257.7

8th 28 Izan GUEVARA CFMOTO Inde Aspar SPA Runs=2 Total laps=18 Full laps=15 Valid laps=14						
1	3'33.413	36.627	25.334	34.876	34.370	252.3
2	1'59.421 *	30.809	23.411	32.851*	32.350	257.1
3	1'55.759	29.579	22.486	31.946	31.748	257.1
4	1'54.300	29.330	22.043	31.330	31.597	257.7
5	1'54.144	29.039	21.967	31.728	31.410	257.1
6	1'53.423	29.069	21.915	31.132	31.307	257.1

9th 3 Sergio GARCIA MT Helmets - MSI SPA Runs=2 Total laps=15 Full laps=12 Valid laps=12							
1	2'25.453	35.447	25.373	33.041	33.025	252.3	
2	1'55.630	29.726	22.860	31.515	31.529	257.1	
3	5'29.178	29.314	21.969				
4	1'55.839	30.292	22.758	31.444	31.345	254.1	
5	1'52.721	29.031	21.833	30.849	31.008	257.1	
6	1'52.088	28.761	21.724	30.709	30.894	257.7	
7	1'51.559	28.660	21.573	30.649	30.677	257.1	
8	1'51.492	28.532	21.603	30.507	30.850	257.1	
9	1'51.233	28.654	21.383	30.540	30.656	257.1	
10	1'51.262	28.604	21.475	30.583	30.600	257.7	
11	1'51.454	28.645	21.541	30.517	30.751	255.3	
12	1'48.469 P	29.20*	23.982	31.305	23.979	257.1	
13	1'54.740	32.079	21.633	30.454	30.574	254.1	
14	1'50.961	28.683	21.405	30.297	30.576	256.5	
15	1'51.098	28.580	21.438	30.484	30.596	257.7	
unfinished		28.512	23.036				

10th 13 Celestino VIETTI Red Bull KTM Ajo ITA Runs=2 Total laps=18 Full laps=15 Valid laps=14						
1	2'27.079	36.092	24.713	33.534	33.329	257.7
2	1'55.400	30.045	22.573	31.378	31.404	262.1
3	1'53.185	29.066	21.843	31.278	30.998	260.2
4	1'56.195	32.487	21.921	30.805	30.982	261.5
5	1'51.969	29.061	21.611	30.517	30.780	260.2
6	1'51.675	28.707	21.685	30.465	30.818	259.6
7	1'51.362	28.632	21.473	30.465	30.792	260.2
8	1'51.765	28.705	21.531	30.653	30.876	257.7
9	1'51.509 *	28.73*	21.552	30.398	30.829	258.9
10	1'53.373	28.703	21.390	32.187	31.093	259.6
11	1'51.255	28.698	21.496	30.392	30.669	258.9
12	1'48.456 P	28.549	21.473	33.609	24.825	241.6
13	2'05.643	40.237	22.295	31.866	31.245	258.3
14	1'51.956	28.959	21.604	30.579	30.814	259.6
15	1'51.152	28.708	21.364	30.473	30.607	261.5
16	1'51.239	28.595	21.425	30.529	30.690	259.6
17	1'51.044	28.573	21.411	30.419	30.641	258.9
18	1'55.878	28.550	21.588	34.097	31.643	258.9

11th 84 Zonta VD GOORBE RW-Idrofoglia Racing NED Runs=3 Total laps=16 Full laps=11 Valid laps=11						
1	2'26.514	35.476	25.620	33.514	33.500	256.5

Fastest Lap: Filip SALAC	Elf Marc VDS Racing	CZE	1'50.287	28.321	21.335	30.087	30.544
---------------------------------	---------------------	-----	----------	--------	--------	--------	--------

These data/results cannot be reproduced, stored and/or transmitted in whole or in part by any manner of electronic, mechanical, photocopying, recording, broadcasting or otherwise now known or herein after developed without the previous express consent by the copyright owner, except for reproduction in daily press and regular printed publications on sale to the public within 60 days of the event related to those data/results and always provided that copyright symbol appears together as follows below.
© DORNA, 2024



Free Practice

Moto2

Lap	Lap Time	T1	T2	T3	T4	Speed	Lap	Lap Time	T1	T2	T3	T4	Speed
2	1'56.781	30.275	22.931	31.674	31.901	258.3	9	1'51.633	28.599	21.639	30.598	30.797	255.9
3	1'54.716	29.602	22.424	30.957	31.733	258.3	10	1'51.114	28.497	21.489	30.418	30.710	257.1
4	1'53.294	29.167	21.976	30.884	31.267	258.3	11	1'47.329 P	28.751	22.504	31.458	24.616	253.5
5	1'51.972	28.703	21.646	30.535	31.088	257.7	12	2'00.618	34.546	22.909	31.797	31.366	255.9
6	1'51.974	28.647	21.627	30.601	31.099	257.1	13	1'52.264	28.985	21.751	30.587	30.941	257.1
7	1'51.450	28.551	21.469	30.444	30.986	257.1	14	1'51.381	28.609	21.484	30.482	30.806	256.5
8	1'52.564	28.668	21.687	31.126	31.083	257.7	15	1'51.131	28.570	21.442	30.377	30.742	255.9
9	1'46.236 P	28.674	21.448	31.406	24.708	255.3	16	1'51.583	28.492	21.434	30.665	30.992	257.1
10	1'56.596	32.186	22.129	31.073	31.208	255.9	17	1'51.884	28.647	21.855	30.510	30.872	256.5
11	1'52.104	28.654	21.744	30.732	30.974	257.1							
12	1'54.632	28.677	21.416	33.390	31.149	258.3							
13	1'51.172	28.587	21.499	30.323	30.763	258.3							
14	1'47.735 P	28.585	22.921	31.333	24.896	208.8							
15	1'57.126	31.704	22.241	32.261	30.920	258.3							
16	1'51.061	28.639	21.451	30.246	30.725	258.9							

12th 96 Jake DIXON CFMOTO Inde Aspar GBR
Runs=2 Total laps=13 Full laps=10 Valid laps=10

1	1'43.856	34.807	23.294	34.958	36.817	160.7
2	1'54.099	29.260	22.062	31.205	31.572	255.9
3	1'52.123	28.895	21.660	30.713	30.855	257.1
4	1'51.632	28.777	21.491	30.601	30.763	257.7
5	1'51.544	28.647	21.488	30.570	30.839	257.1
6	1'51.433	28.636	21.634	30.440	30.723	256.5
7	1'51.083	28.547	21.471	30.446	30.619	257.7
8	1'53.754	28.732	23.301	30.965	30.756	255.9
9	1'51.077	28.569	21.513	30.306	30.689	256.5
10	1'46.384 P	28.603	22.613	31.574	23.594	255.9
11	2'03.758	36.010	23.627	33.069	31.052	255.3
12	1'54.059	28.866	23.721	30.478	30.994	259.6
13	1'51.288	28.760	21.433	30.512	30.583	258.9

13th 14 Tony ARBOLINO Elf Marc VDS Racing ITA
Runs=1 Total laps=10 Full laps=9 Valid laps=8

1	2'13.478	34.843	23.520	31.961	32.096	256.5
2	1'54.464	29.504	22.295	31.543	31.122	257.7
3	1'52.083	28.742	21.722	30.667	30.952	257.7
4	2'20.816	28.543	47.057	33.092	32.124	258.3
5	1'52.074	28.745	21.701	30.809	30.819	259.6
6	1'51.620 *	28.561	21.729	30.606*	30.724	258.3
7	1'51.577	28.583	21.492	30.514	30.988	257.7
8	1'51.405	28.575	21.530	30.516	30.784	257.7
9	1'51.102	28.484	21.399	30.502	30.717	258.9
10	1'51.128	28.472	21.420	30.551	30.685	257.7
unfinished		28.515	21.423			

14th 16 Joe ROBERTS OnlyFans American R USA
Runs=2 Total laps=17 Full laps=14 Valid laps=13

1	3'29.157	37.716	26.011	34.461	33.483	252.9
2	1'57.581	29.975	22.709	33.092	31.805	255.9
3	1'53.756	28.904	22.216	31.241	31.395	254.7
4	1'53.254	29.249	22.022	30.896	31.087	256.5
5	1'53.252	28.806	22.157	31.226	31.063	255.3
6	1'51.810	28.590	21.726	30.497	30.997	256.5
7	1'51.990 *	28.605	21.620	30.782*	30.983	255.9
8	1'51.710	28.768	21.592	30.570	30.780	255.9

15th 53 Deniz ÖNCÜ Red Bull KTM Ajo TUR
Runs=2 Total laps=16 Full laps=13 Valid laps=9

1	4'19.945	35.060	23.729	32.712	32.630	255.3
2	1'53.953	29.614	21.718	30.901	31.720	257.1
3	1'51.923	28.913	21.462	30.635	30.913	257.1
4	1'56.696	33.528	21.667	30.554	30.947	258.9
5	1'51.525	28.686	21.460	30.638	30.741	257.7
6	1'51.593 *	28.62*	21.392	30.716	30.856	258.9
7	1'51.125	28.564	21.382	30.539	30.640	259.6
8	1'53.005 *	29.06*	22.213	30.700	31.031	257.1
9	1'51.352	28.564	21.332	30.590	30.866	257.7
10	1'43.758 P	28.601	21.591	30.843	22.723	257.1
11	1'59.305	35.001	22.136	30.944	31.224	255.9
12	1'51.319	28.790	21.371	30.526	30.632	259.6
13	1'51.198	28.541	21.438	30.528	30.691	260.2
14	1'51.206 *	28.62*	21.439	30.385	30.758	258.9
15	1'51.218 *	28.66*	21.459	30.370	30.729	259.6
16	1'51.541	28.697	21.623	30.499	30.722	258.3

16th 18 Manuel GONZALEZ QJMOTOR Gresini Mo SPA
Runs=2 Total laps=18 Full laps=15 Valid laps=12

1	2'57.692	37.248	25.267	34.083	34.034	249.4
2	2'00.043	30.652	23.867	32.694	32.830	255.3
3	1'57.083 *	29.907	22.846	32.093*	32.237	255.9
4	1'57.015	30.991	22.538	31.948	31.538	256.5
5	1'58.076	30.155	22.204	31.828	33.889	258.9
6	1'53.317	29.254	21.781	31.117	31.165	255.9
7	1'52.614 *	28.887	21.669	31.012*	31.046	256.5
8	1'52.016	28.797	21.506	30.774	30.939	255.9
9	1'51.642	28.669	21.549	30.579	30.845	257.1
10	1'54.060	28.720	21.552	30.624	33.164	255.9
11	1'51.968 *	28.722	21.481*	30.885*	30.880	255.3
12	1'51.564	28.568	21.526	30.660	30.810	254.7
13	1'49.541 P	31.204	22.284	32.025	24.028	250.0
14	2'01.571	35.560	22.557	31.288	32.166	252.9
15	1'51.358	28.626	21.572	30.452	30.708	256.5
16	1'51.168	28.400	21.409	30.490	30.869	256.5
17	1'51.202	28.499	21.484	30.558	30.661	256.5
18	1'51.166	28.483	21.415	30.554	30.714	257.7

17th 7 Barry BALTUS RW-Idrofoglia Racing BEL
Runs=2 Total laps=18 Full laps=15 Valid laps=14

1	2'14.713	33.403	23.731	32.450	32.452	254.1
2	1'54.272	29.437	22.063	31.390	31.382	257.1
3	1'53.489	28.950	21.810	31.523	31.206	257.1
4	1'52.370	28.809	21.666	30.906	30.989	256.5

Fastest Lap: Filip SALAC Elf Marc VDS Racing CZE 1'50.287 28.321 21.335 30.087 30.544

These data/results cannot be reproduced, stored and/or transmitted in whole or in part by any manner of electronic, mechanical, photocopying, recording, broadcasting or otherwise now known or herein after developed without the previous express consent by the copyright owner, except for reproduction in daily press and regular printed publications on sale to the public within 60 days of the event related to those data/results and always provided that copyright symbol appears together as follows below.
© DORNA, 2024

Free Practice

Moto2

Lap	Lap Time	T1	T2	T3	T4	Speed	Lap	Lap Time	T1	T2	T3	T4	Speed
5	1'52.010	28.740	21.660	30.760	30.850	255.9	1	2'09.294	37.524	24.099	32.536	32.457	258.3
6	1'52.897	28.824	21.589	31.288	31.196	253.5	2	1'54.717	29.927	22.157	31.177	31.456	255.9
7	1'52.458	28.822	21.650	30.775	31.211	252.9	3	1'52.829	29.223	21.802	30.624	31.180	256.5
8	1'54.515	28.936	21.625	30.820	33.134	220.4	4	1'52.486	28.969	21.729	30.752	31.036	255.9
9	1'52.008	28.854	21.587	30.620	30.947	255.9	5	1'58.613	29.051	21.889	32.894	34.779	254.1
10	1'52.398 P	33.276	22.502	31.647	24.973	252.9	6	1'53.027 *	29.26*	21.894	30.748	31.117	256.5
11	1'57.493	34.293	21.853	30.656	30.691	255.3	7	1'52.182	28.927	21.636	30.585	31.034	255.3
12	1'51.268	28.624	21.537	30.426	30.681	255.3	8	1'51.989 *	28.718	21.559	30.611	31.101	255.9
13	1'51.237	28.703	21.379	30.301	30.854	256.5	9	1'55.074	31.483	21.934	30.694	30.963	257.1
14	1'51.340 *	28.53*	21.519	30.438	30.850	254.7	10	1'51.705 P	28.941	26.401	31.265	25.098	258.9
15	1'52.261	28.750	21.591	30.502	31.418	249.4	11	1'58.860	34.185	22.071	31.258	31.346	255.9
16	1'53.207	28.699	21.452	30.474	32.582	251.1	12	1'53.197	29.295	21.718	31.001	31.183	257.7
17	1'52.607	28.648	21.515	30.862	31.582	235.2	13	1'52.134	28.904	21.592	30.680	30.958	258.3
18	1'51.498	28.588	21.476	30.623	30.811	255.9	14	1'51.894	28.741	21.629	30.609	30.915	258.3

18th 10 Diogo MOREIRA Italtrans Racing Team BRA
Runs=2 Total laps=16 Full laps=13 Valid laps=13

1	2'27.433	36.020	24.061	32.491	33.180	257.7
2	1'55.915	29.978	22.532	31.616	31.789	258.9
3	1'52.467	28.839	21.703	30.878	31.047	260.2
4	1'51.816	28.567	21.791	30.460	30.998	258.3
5	1'52.079	28.667	21.729	30.693	30.990	255.3
6	1'52.420	28.617	22.067	30.834	30.902	257.7
7	1'51.747	28.720	21.623	30.521	30.883	255.9
8	1'51.482	28.634	21.632	30.419	30.797	257.1
9	1'51.522	28.637	21.621	30.429	30.835	256.5
10	1'48.403 P	30.405	23.792	30.502	23.704	257.1
11	1'57.016	32.666	22.125	31.008	31.217	255.3
12	1'54.809	31.360	21.835	30.717	30.897	256.5
13	1'53.013	28.818	21.840	30.688	31.667	257.7
14	1'51.635	28.577	21.582	30.463	31.013	258.9
15	1'51.307	28.494	21.593	30.529	30.691	259.6
16	1'51.656	28.520	21.829	30.468	30.839	258.9

19th 81 Senna AGIUS Liqui Moly Husqvarna AUS
Runs=2 Total laps=17 Full laps=14 Valid laps=14

1	3'41.359	34.546	24.158	33.797	32.918	253.5
2	1'57.172	29.859	22.824	32.097	32.392	255.9
3	1'55.395	29.269	22.459	32.153	31.514	255.9
4	1'55.622	30.018	22.519	31.653	31.432	255.3
5	1'53.677	28.893	22.248	31.268	31.268	254.7
6	1'53.388	29.130	21.975	31.067	31.216	255.3
7	1'52.796	28.742	21.897	30.893	31.264	255.3
8	1'52.572	28.685	21.789	30.975	31.123	255.9
9	1'52.396	28.685	21.755	30.876	31.080	256.5
10	1'52.527	28.839	21.774	30.837	31.077	255.9
11	1'52.051	28.669	21.724	30.700	30.958	256.5
12	1'48.396 P	29.565	22.544	31.651	24.636	255.9
13	1'56.139	32.835	21.831	30.642	30.831	257.7
14	1'52.244	28.801	21.581	30.593	31.269	259.6
15	1'51.471	28.605	21.548	30.507	30.811	257.1
16	1'51.584	28.772	21.582	30.445	30.785	257.7
17	1'51.670	28.617	21.696	30.422	30.935	257.1

20th 15 Darryn BINDER Liqui Moly Husqvarna RSA
Runs=2 Total laps=17 Full laps=14 Valid laps=11

Fastest Lap:	Filip SALAC	Elf Marc VDS Racing	CZE	1'50.287	28.321	21.335	30.087	30.544
---------------------	-------------	---------------------	-----	-----------------	--------	--------	--------	--------

These data/results cannot be reproduced, stored and/or transmitted in whole or in part by any manner of electronic, mechanical, photocopying, recording, broadcasting or otherwise now known or herein after developed without the previous express consent by the copyright owner, except for reproduction in daily press and regular printed publications on sale to the public within 60 days of the event related to those data/results and always provided that copyright symbol appears together as follows below.
© DORNA, 2024

Free Practice

Moto2

Lap	Lap Time	T1	T2	T3	T4	Speed	Lap	Lap Time	T1	T2	T3	T4	Speed				
23rd	52	Jeremy ALCOBA				Yamaha VR46 Master SPA			17	1'52.387	28.850	21.629	30.756	31.152	256.5		
		Runs=2	Total laps=16	Full laps=13	Valid laps=9			18	1'52.242	28.716	21.760	30.781	30.985	256.5			
1	2'58.891	36.502	25.588	34.483	33.794	232.7	19	1'53.679	P	31.380	22.137	35.256	24.906	252.9			
2	1'59.460	30.924	23.527	32.627	32.382	250.5	20	1'58.090		33.976	22.063	30.830	31.221	257.7			
3	1'56.616	*	29.805	22.691	32.108*	32.012	259.6	21	1'51.990	28.829	21.594	30.623	30.944	257.7			
4	1'54.807	29.785	22.161	31.466	31.395	258.3	26th 34 Mario AJI										
5	1'53.660	29.097	22.007	31.279	31.277	255.9	Runs=2	Total laps=18	Full laps=15	Valid laps=12	IDEMITSU Honda Tea INA						
6	1'53.084	28.965	21.902	30.957	31.260	253.5	1	2'57.559	35.986	24.734	34.455	34.254	251.1				
7	1'53.064	*	29.093	21.757	31.042*	31.172	254.1	2	2'00.057	30.567	23.930	32.540	33.020	251.7			
8	1'53.392	28.887	21.755	30.843	31.907	255.3	3	1'57.101	*	29.950	22.784	31.978*	32.389	252.9			
9	1'54.263	28.971	21.837	31.457	31.998	230.2	4	1'55.795	29.543	22.290	31.646	32.316	253.5				
10	1'52.899	29.018	21.756	30.890	31.235	254.7	5	1'54.602	29.320	22.106	31.163	32.013	256.5				
11	1'52.183	*	28.843	21.614*	30.706*	31.020	255.9	6	1'53.295	29.016	21.810	31.006	31.463	254.7			
12	1'45.157	P	28.94*	21.705	30.795	23.709	255.3	7	1'52.839	*	29.302	21.624	30.744*	31.169	254.7		
13	1'57.972	33.329	22.017	30.836	31.790	256.5	8	1'52.487	28.757	21.690	30.802	31.238	254.7				
14	1'52.007	28.737	21.572	30.667	31.031	255.9	9	1'52.463	28.915	21.629	30.639	31.280	254.1				
15	1'51.894	28.613	21.543	30.632	31.106	255.3	10	1'54.930	29.049	22.608	31.765	31.508	254.1				
16	1'52.231	*	28.727	21.680*	30.883*	30.941	255.9	11	1'50.844	P	29.817	22.225*	31.967*	26.835	252.3		
24th 5 Jaume MASIA							Preicanos Racing Tea SPA			12	2'04.617	*	35.891	22.398	33.799*	32.529	242.1
		Runs=2	Total laps=16	Full laps=13	Valid laps=7			13	1'52.503	29.015	21.750	30.582	31.156	255.3			
1	2'27.895	36.341	24.671	32.698	32.992	254.1	14	1'52.410	28.881	21.782	30.604	31.143	254.1				
2	1'55.800	29.777	22.815	31.565	31.643	255.9	15	1'58.843	*	29.08*	22.156	33.207	34.397	187.8			
3	1'53.444	*	29.30*	22.034	30.862	31.241	258.3	16	1'52.384	29.027	21.701	30.647	31.009	258.3			
4	1'52.870	*	28.925	21.678	30.732	31.535	257.1	17	1'54.043	28.683	21.640	30.759	32.961	255.9			
5	1'52.110	*	28.85*	21.678	30.612	30.965	257.7	18	1'52.660	28.855	21.817	30.752	31.236	255.3			
6	2'27.837	28.643	21.547	1'04.359	33.288	250.0	27th 43 Xavier ARTIGAS										
7	1'52.739	*	29.096	21.832	30.802*	31.009	254.7	Runs=2	Total laps=17	Full laps=14	Valid laps=13	KLINT Forward Factor SPA					
8	1'51.919	28.757	21.664	30.399	31.099	256.5	1	2'22.572	33.666	23.993	33.181	33.347	256.5				
9	1'56.291	P	32.63*	23.732	34.539*	25.390	246.0	2	1'58.479	29.931	23.948	32.045	32.555	255.3			
10	1'57.816	33.137	22.195	31.261	31.223	254.1	3	1'55.872	29.736	22.322	32.053	31.761	257.7				
11	1'52.627	28.980	21.796	30.851	31.000	257.1	4	1'54.624	29.474	22.146	31.412	31.592	257.7				
12	1'52.316	28.873	21.718	30.741	30.984	255.9	5	1'54.096	29.256	22.144	31.242	31.454	256.5				
13	1'52.087	28.796	21.641	30.760	30.890	256.5	6	1'54.855	29.376	22.163	31.638	31.678	255.3				
14	1'52.360	*	28.91*	21.706	30.695	31.044	255.9	7	1'51.509	P	29.476	22.384	31.931	27.718	246.5		
15	1'55.471	*	28.98*	21.859	31.472	33.151	255.9	8	2'00.621	34.645	22.517	31.856	31.603	255.9			
16	1'52.338	28.829	21.751	30.795	30.963	257.1	9	1'54.080	29.335	22.133	31.153	31.459	257.1				
25th 17 Daniel MUÑOZ							Preicanos Racing Tea SPA			10	1'53.501	*	29.138	21.808	31.110	31.445	256.5
		Runs=2	Total laps=21	Full laps=18	Valid laps=18			11	1'53.461	29.166	21.857	31.013	31.425	257.7			
1	2'10.227	39.221	24.672	33.817	33.544	254.7	12	1'52.974	29.184	21.753	30.917	31.120	257.7				
2	1'59.931	31.216	23.627	32.611	32.477	255.3	13	1'53.189	29.271	21.769	30.905	31.244	258.3				
3	1'56.931	29.855	22.635	32.292	32.149	256.5	14	1'52.828	29.106	21.647	30.846	31.229	257.7				
4	1'55.132	29.340	22.159	31.747	31.886	256.5	15	1'56.005	29.141	21.678	30.824	34.362	256.5				
5	1'53.623	29.091	21.953	30.980	31.599	256.5	16	1'53.021	29.091	21.754	30.876	31.300	255.9				
6	1'53.544	29.316	21.931	30.995	31.302	255.3	17	1'53.276	29.118	21.998	30.948	31.212	257.1				
7	1'53.077	28.919	21.829	31.048	31.281	255.3	28th 20 Xavi CARDELUS										
8	1'52.347	28.854	21.724	30.692	31.077	257.1	Runs=2	Total laps=16	Full laps=13	Valid laps=10	Fantic Racing AND						
9	1'52.835	28.915	21.686	31.100	31.134	257.1	1	2'33.990	38.911	25.478	34.587	34.351	247.1				
10	1'51.957	28.788	21.594	30.578	30.997	256.5	2	1'58.343	30.619	23.108	32.526	32.090	259.6				
11	1'52.061	28.621	21.643	30.771	31.026	254.7	3	1'54.963	*	29.441	22.092	31.641*	31.789	258.9			
12	1'52.245	28.733	21.741	30.517	31.254	255.3	4	1'54.112	29.306	21.971	31.236	31.599	258.3				
13	1'58.004	30.185	24.939	31.601	31.279	255.3	5	1'55.040	29.074	22.020	32.395	31.551	258.9				
14	1'54.806	28.810	21.797	32.544	31.655	255.3	6	1'53.578	29.106	21.892	31.151	31.429	257.1				
15	1'52.092	28.918	21.648	30.597	30.929	257.1	7	1'54.178	*	29.201	22.052	31.345*	31.580	257.7			
16	1'51.939	28.792	21.564	30.723	30.860	257.1	Fastest Lap: Filip SALAC										
							Elf Marc VDS Racing CZE			1'50.287	28.321	21.335	30.087	30.544			

These data/results cannot be reproduced, stored and/or transmitted in whole or in part by any manner of electronic, mechanical, photocopying, recording, broadcasting or otherwise now known or herein after developed without the previous express consent by the copyright owner, except for reproduction in daily press and regular printed publications on sale to the public within 60 days of the event related to those data/results and always provided that copyright symbol appears together as follows below.
© DORNA, 2024

Free Practice

Moto2

Lap	Lap Time	T1	T2	T3	T4	Speed	Lap	Lap Time	T1	T2	T3	T4	Speed
8	1'53.502	29.118	21.929	31.088	31.367	258.3							
9	1'48.766 P	29.142	21.813	31.171	26.640	257.7							
10	2'00.204	33.992	22.545	31.493	32.174	256.5							
11	1'53.632	29.494	21.873	31.019	31.246	258.3							
12	1'53.292	29.096	21.866	30.986	31.344	257.7							
13	1'57.756	29.186	21.915	31.680	34.975	213.4							
14	1'54.923	29.274	23.363	31.008	31.278	257.7							
15	1'52.911	29.077	21.890	30.720	31.224	258.3							
16	1'53.080 *	28.994	21.959*	30.834*	31.293	258.3							

29th 11 Alex ESCRIG KLINT Forward Factor SPA
 Runs=2 Total laps=16 Full laps=13 Valid laps=11

1	2'36.669	36.783	25.733	35.622	34.790	248.2							
2	2'03.229	31.563	23.957	34.019	33.690	252.9							
3	2'03.526 *	33.313	23.377	33.607*	33.229	252.9							
4	2'01.728	32.047	23.077	33.719	32.885	253.5							
5	1'59.961	30.526	23.287	33.000	33.148	252.9							
6	1'55.702	29.807	22.291	31.769	31.835	255.3							
7	1'54.981 *	29.429	22.021	31.754*	31.777	254.1							
8	1'53.993	29.366	21.934	31.380	31.313	255.3							
9	1'54.427	29.158	22.327	31.494	31.448	255.3							
10	1'49.285 P	29.122	22.683	32.344	25.136	252.9							
11	2'04.177	35.393	22.427	32.014	34.343	234.2							
12	1'54.558	29.431	21.903	31.076	32.148	257.1							
13	1'53.542	29.320	21.913	31.030	31.279	257.1							
14	1'53.239	28.974	21.807	30.929	31.529	255.9							
15	1'53.248	29.019	22.152	30.943	31.134	258.3							
16	1'53.137	28.988	21.734	31.072	31.343	256.5							

Fastest Lap: Filip SALAC Elf Marc VDS Racing CZE **1'50.287** 28.321 21.335 30.087 30.544

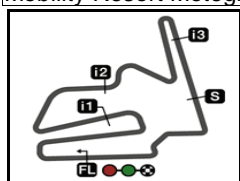
These data/results cannot be reproduced, stored and/or transmitted in whole or in part by any manner of electronic, mechanical, photocopying, recording, broadcasting or otherwise now known or herein after developed without the previous express consent by the copyright owner, except for reproduction in daily press and regular printed publications on sale to the public within 60 days of the event related to those data/results and always provided that copyright symbol appears together as follows below.
 © DORNA, 2024

Official MotoGP Timing by TISSOT
 www.motogp.com

Motegi, Friday, October 04, 2024

Page 6 of 6





4801 m.

MOTUL GRAND PRIX OF JAPAN

Free Practice

Best Partial Times

Moto2™


IT Ideal Lap Time, sum of the best partial times

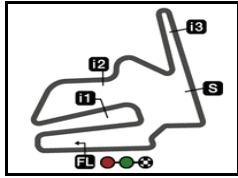
BT Best Lap Time

T1		T2		T3		T4				IT		BT	
Pos	Rider	Time	Rider	Time	Rider	Time	Rider	Time	Pos	Rider	IT	BT	
1F	SALAC	28.321	A.OGURA	21.164	A.CANET	30.060	A.OGURA	30.448	1	A.OGURA	1'50.217	1'50.301	(2)
2A	OGURA	28.337	A.LOPEZ	21.209	F.SALAC	30.087	M.RAMIREZ	30.480	2	A.CANET	1'50.266	1'50.551	(4)
3M	RAMIREZ	28.380	F.ALDEGUER	21.264	M.RAMIREZ	30.089	A.CANET	30.529	3	F.SALAC	1'50.287	1'50.287	(1)
4A	CANET	28.399	A.CANET	21.278	A.LOPEZ	30.205	F.SALAC	30.544	4	M.RAMIREZ	1'50.306	1'50.306	(3)
5M	GONZALEZ	28.400	A.ARENAS	21.303	F.ALDEGUER	30.246	S.GARCIA	30.574	5	F.ALDEGUER	1'50.596	1'50.751	(6)
6A	LOPEZ	28.430	D.ÖNCÜ	21.332	Z.VD GOORBER	30.246	J.DIXON	30.583	6	A.LOPEZ	1'50.597	1'50.620	(5)
7F	ALDEGUER	28.434	F.SALAC	21.335	A.OGURA	30.268	A.ARENAS	30.598	7	A.ARENAS	1'50.704	1'50.801	(7)
8T	ARBOLINO	28.472	M.RAMIREZ	21.357	A.ARENAS	30.294	C.VIETTI	30.607	8	S.GARCIA	1'50.766	1'50.961	(9)
9J	ROBERTS	28.492	C.VIETTI	21.364	S.GARCIA	30.297	I.GUEVARA	30.613	9	I.GUEVARA	1'50.841	1'50.951	(8)
10D	MOREIRA	28.494	B.BALTUS	21.379	B.BALTUS	30.301	D.ÖNCÜ	30.632	10	J.DIXON	1'50.869	1'51.077	(12)
11I	GUEVARA	28.498	S.GARCIA	21.383	J.DIXON	30.306	F.ALDEGUER	30.652	11	D.ÖNCÜ	1'50.875	1'51.125	(15)
12A	ARENAS	28.509	I.GUEVARA	21.392	I.GUEVARA	30.338	M.GONZALEZ	30.661	12	C.VIETTI	1'50.912	1'51.044	(10)
13S	GARCIA	28.512	T.ARBOLINO	21.399	D.ÖNCÜ	30.370	B.BALTUS	30.681	13	M.GONZALEZ	1'50.922	1'51.166	(16)
14D	ÖNCÜ	28.541	M.GONZALEZ	21.409	J.ROBERTS	30.377	T.ARBOLINO	30.685	14	Z.VD GOORBE	1'50.938	1'51.061	(11)
15J	DIXON	28.547	D.BINDER	21.413	C.VIETTI	30.392	D.MOREIRA	30.691	15	B.BALTUS	1'50.949	1'51.237	(17)
16C	VIETTI	28.549	Z.VD GOORBER	21.416	J.MASIA	30.399	D.FOGGIA	30.697	16	J.ROBERTS	1'51.013	1'51.114	(14)
17Z	VD GOORBER	28.551	J.DIXON	21.433	D.MOREIRA	30.419	J.ROBERTS	30.710	17	T.ARBOLINO	1'51.058	1'51.102	(13)
18A	SASAKI	28.568	J.ROBERTS	21.434	S.AGIUS	30.422	A.SASAKI	30.725	18	D.MOREIRA	1'51.186	1'51.307	(18)
19B	BALTUS	28.588	J.ALCOBA	21.543	M.GONZALEZ	30.452	Z.VD GOORBER	30.725	19	S.AGIUS	1'51.360	1'51.471	(19)
20D	FOGGIA	28.595	J.MASIA	21.547	T.ARBOLINO	30.502	A.LOPEZ	30.753	20	D.BINDER	1'51.442	1'51.614	(20)
21S	AGIUS	28.605	S.AGIUS	21.548	D.MUÑOZ	30.517	S.AGIUS	30.785	21	D.FOGGIA	1'51.462	1'51.843	(22)
22J	ALCOBA	28.613	D.FOGGIA	21.555	M.AJI	30.582	D.BINDER	30.798	22	J.MASIA	1'51.479	1'51.919	(24)
23D	MUÑOZ	28.621	D.MUÑOZ	21.564	D.BINDER	30.585	D.MUÑOZ	30.860	23	A.SASAKI	1'51.544	1'51.826	(21)
24J	MASIA	28.643	D.MOREIRA	21.582	A.SASAKI	30.605	J.MASIA	30.890	24	D.MUÑOZ	1'51.562	1'51.939	(25)

These data/results cannot be reproduced, stored and/or transmitted in whole or in part by any manner of electronic, mechanical, photocopying, recording, broadcasting or otherwise now known or herein after developed without the previous express consent by the copyright owner, except for reproduction in daily press and regular printed publications on sale to the public within 60 days of the event related to those data/results and always provided that copyright symbol appears together as follows below.
© DORNA, 2024

Mobility Resort Motegi

Results and timing service provided by  **TISSOT**



4801 m.

MOTUL GRAND PRIX OF JAPAN

Free Practice

Best Partial Times

Moto2™

IT Ideal Lap Time, sum of the best partial times

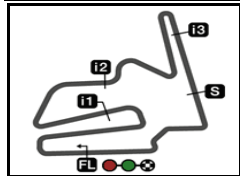
BT Best Lap Time

<i>T1</i>		<i>T2</i>		<i>T3</i>		<i>T4</i>				<i>IT</i>	<i>BT</i>	
<i>Pos</i>	<i>Rider</i>	<i>Time</i>	<i>Rider</i>	<i>Time</i>	<i>Rider</i>	<i>Time</i>	<i>Rider</i>	<i>Time</i>	<i>Pos</i>	<i>Rider</i>		
25	D.BINDER	28.646	M.AJI	21.624	D.FOGGIA	30.615	J.ALCOBA	30.941	25	J.ALCOBA	1'51.729	1'51.894 (23)
26	M.AJI	28.683	A.SASAKI	21.646	J.ALCOBA	30.632	M.AJI	31.009	26	M.AJI	1'51.898	1'52.384 (26)
27	A.ESCRIG	28.974	X.ARTIGAS	21.647	X.CARDELUS	30.720	X.ARTIGAS	31.120	27	X.ARTIGAS	1'52.682	1'52.828 (27)
28	X.CARDELUS	28.994	A.ESCRIG	21.734	X.ARTIGAS	30.824	A.ESCRIG	31.134	28	X.CARDELUS	1'52.751	1'52.911 (28)
29	X.ARTIGAS	29.091	X.CARDELUS	21.813	A.ESCRIG	30.929	X.CARDELUS	31.224	29	A.ESCRIG	1'52.771	1'53.137 (29)

These data/results cannot be reproduced, stored and/or transmitted in whole or in part by any manner of electronic, mechanical, photocopying, recording, broadcasting or otherwise now known or herein after developed without the previous express consent by the copyright owner, except for reproduction in daily press and regular printed publications on sale to the public within 60 days of the event related to those data/results and always provided that copyright symbol appears together as follows below.
© DORNA, 2024

Official MotoGP Timing by **TISSOT**
www.motogp.com





4801 m.

MOTUL GRAND PRIX OF JAPAN

Free Practice

Fastest Laps Sequence

<i>Practice Time</i>	 <i>Rider</i>	<i>Nation</i>	<i>Motorcycle</i>	<i>Time</i>	<i>Km/h</i>	<i>Rider's Lap</i>
4'04.011	15 Darryn BINDER	RSA	KALEX	1'54.717	150.6	2
4'07.942	14 Tony ARBOLINO	ITA	KALEX	1'54.464	150.9	2
4'08.985	7 Barry BALTUS	BEL	KALEX	1'54.272	151.2	2
5'56.840	15 Darryn BINDER	RSA	KALEX	1'52.829	153.1	3
6'00.025	14 Tony ARBOLINO	ITA	KALEX	1'52.083	154.2	3
8'05.821	53 Deniz ÖNCÜ	TUR	KALEX	1'51.923	154.4	3
8'07.631	10 Diogo MOREIRA	BRA	KALEX	1'51.816	154.5	4
8'54.788	44 Aron CANET	SPA	KALEX	1'51.660	154.7	4
9'59.978	75 Albert ARENAS	SPA	KALEX	1'51.653	154.7	5
11'54.042	53 Deniz ÖNCÜ	TUR	KALEX	1'51.525	154.9	5
13'33.483	21 Alonso LOPEZ	SPA	BOSCOSCURO	1'51.406	155.1	7
13'44.853	75 Albert ARENAS	SPA	KALEX	1'51.298	155.2	7
15'35.760	12 Filip SALAC	CZE	KALEX	1'51.290	155.3	8
15'36.760	53 Deniz ÖNCÜ	TUR	KALEX	1'51.125	155.5	7
17'38.619	14 Tony ARBOLINO	ITA	KALEX	1'51.102	155.5	9
22'55.770	96 Jake DIXON	GBR	KALEX	1'51.083	155.5	7
26'14.196	79 Ai OGURA	JPN	BOSCOSCURO	1'51.013	155.6	10
28'04.659	79 Ai OGURA	JPN	BOSCOSCURO	1'50.463	156.4	11
33'38.070	79 Ai OGURA	JPN	BOSCOSCURO	1'50.413	156.5	14
35'22.531	24 Marcos RAMIREZ	SPA	KALEX	1'50.306	156.6	16
35'28.371	79 Ai OGURA	JPN	BOSCOSCURO	1'50.301	156.6	15
36'56.482	12 Filip SALAC	CZE	KALEX	1'50.287	156.7	16

These data/results cannot be reproduced, stored and/or transmitted in whole or in part by any manner of electronic, mechanical, photocopying, recording, broadcasting or otherwise now known or herein after developed without the previous express consent by the copyright owner, except for reproduction in daily press and regular printed publications on sale to the public within 60 days of the event related to those data/results and always provided that copyright symbol appears together as follows below.

© DORNA, 2024