


MOTUL GRAND PRIX OF JAPAN

Practice Nr. 1

Classification

6

	Rider	Nation	Team	Motorcycle	Time	Lap	Total	Gap	Top Speed
1	12 Filip SALAC	CZE	Elf Marc VDS Racing Team	KALEX	1'49.716	13	17		258.9
2	44 Aron CANET	SPA	Fantic Racing	KALEX	1'49.762	13	14	0.046 0.046	257.1
3	24 Marcos RAMIREZ	SPA	OnlyFans American Racing Team	KALEX	1'49.811	15	19	0.095 0.049	257.1
4	79 Ai OGURA	JPN	MT Helmets - MSI	BOSCOSCURO	1'50.015	13	15	0.299 0.204	258.3
5	28 Izan GUEVARA	SPA	CFMOTO Inde Aspar Team	KALEX	1'50.072	12	15	0.356 0.057	258.3
6	53 Deniz ÖNCÜ	TUR	Red Bull KTM Ajo	KALEX	1'50.099	15	18	0.383 0.027	259.6
7	54 Fermin ALDEGUER	SPA	Beta Tools SpeedUp	BOSCOSCURO	1'50.114	15	16	0.398 0.015	259.6
8	96 Jake DIXON	GBR	CFMOTO Inde Aspar Team	KALEX	1'50.144	14	14	0.428 0.030	256.5
9	16 Joe ROBERTS	USA	OnlyFans American Racing Team	KALEX	1'50.157	17	18	0.441 0.013	255.3
10	14 Tony ARBOLINO	ITA	Elf Marc VDS Racing Team	KALEX	1'50.211	12	15	0.495 0.054	258.3
11	10 Diogo MOREIRA	BRA	Italtrans Racing Team	KALEX	1'50.240	12	15	0.524 0.029	257.7
12	13 Celestino VIETTI	ITA	Red Bull KTM Ajo	KALEX	1'50.246	8	18	0.530 0.006	260.2
13	21 Alonso LOPEZ	SPA	Beta Tools SpeedUp	BOSCOSCURO	1'50.269	16	17	0.553 0.023	258.3
14	75 Albert ARENAS	SPA	QJMOTOR Gresini Moto2	KALEX	1'50.321	13	17	0.605 0.052	259.6
15	84 Zonta VD GOORBERGH	NED	RW-Idrofoglia Racing GP	KALEX	1'50.412	14	14	0.696 0.091	256.5
16	18 Manuel GONZALEZ	SPA	QJMOTOR Gresini Moto2	KALEX	1'50.504	16	17	0.788 0.092	257.1
17	3 Sergio GARCIA	SPA	MT Helmets - MSI	BOSCOSCURO	1'50.507	13	16	0.791 0.003	256.5
18	7 Barry BALTUS	BEL	RW-Idrofoglia Racing GP	KALEX	1'50.514	13	16	0.798 0.007	255.9
19	71 Dennis FOGGIA	ITA	Italtrans Racing Team	KALEX	1'50.542	13	15	0.826 0.028	258.9
20	15 Darryn BINDER	RSA	Liqui Moly Husqvarna Intact GP	KALEX	1'50.649	8	9	0.933 0.107	258.3
21	81 Senna AGIUS	AUS	Liqui Moly Husqvarna Intact GP	KALEX	1'50.874	13	14	1.158 0.225	255.3
22	5 Jaume MASIA	SPA	Preicanos Racing Team	KALEX	1'50.908	11	15	1.192 0.034	255.9
23	22 Ayumu SASAKI	JPN	Yamaha VR46 Master Camp Team	KALEX	1'50.934	11	11	1.218 0.026	261.5
24	52 Jeremy ALCOBA	SPA	Yamaha VR46 Master Camp Team	KALEX	1'50.934	14	15	1.218	257.1
25	17 Daniel MUÑOZ	SPA	Preicanos Racing Team	KALEX	1'51.161	7	14	1.445 0.227	255.9
26	34 Mario AJI	INA	IDEMITSU Honda Team Asia	KALEX	1'51.212	15	15	1.496 0.051	254.7
27	43 Xavier ARTIGAS	SPA	KLINT Forward Factory Team	FORWARD	1'51.475	13	15	1.759 0.263	257.7
28	11 Alex ESCRIG	SPA	KLINT Forward Factory Team	FORWARD	1'51.750	10	14	2.034 0.275	255.9
29	20 Xavi CARDELUS	AND	Fantic Racing	KALEX	1'51.923	15	15	2.207 0.173	257.1

Practice condition: Dry

Air: 27°

Humidity: 81%

Ground: 33°

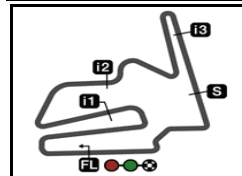
Fastest Lap:	Lap: 13	Filip SALAC	1'49.716	157.5 Km/h
Best Race Lap:	2023	Somkiat CHANTRA	1'50.679	156.1 Km/h
All-Time Lap Record:	2024	Filip SALAC	1'49.716	157.5 Km/h

The results are provisional until the end of the limit for protest and appeals.

Time limit for protest expires 60' after publication of the results - Time:

These data/results cannot be reproduced, stored and/or transmitted in whole or in part by any manner of electronic, mechanical, photocopying, recording, broadcasting or otherwise now known or herein after developed without the previous express consent by the copyright owner, except for reproduction in daily press and regular printed publications on sale to the public within 60 days of the event related to those data/results and always provided that copyright symbol appears together as follows below.

© DORNA, 2024



MOTUL GRAND PRIX OF JAPAN

Practice Nr. 1

Top Speed & Average

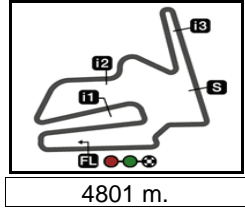
8



Rider	Nation	Motorcycle	Top 5 speeds					Average	Top
22 Ayumu SASAKI	JPN	KALEX	261.5	261.5	260.2	259.6	258.9	260.3	261.5
13 Celestino VIETTI	ITA	KALEX	260.2	260.2	259.6	259.6	258.9	259.5	260.2
53 Deniz ÖNCÜ	TUR	KALEX	259.6	258.3	258.3	257.7	257.7	258.1	259.6
54 Fermin ALDEGUER	SPA	BOSCOSCURO	259.6	255.3	255.3	255.3	255.3	256.2	259.6
75 Albert ARENAS	SPA	KALEX	259.6	257.7	257.1	256.5	256.5	257.3	259.6
12 Filip SALAC	CZE	KALEX	258.9	257.7	257.1	257.1	257.1	257.4	258.9
71 Dennis FOGGIA	ITA	KALEX	258.9	258.9	258.3	258.3	258.3	258.5	258.9
14 Tony ARBOLINO	ITA	KALEX	258.3	257.7	257.7	257.1	256.5	257.3	258.3
15 Darryn BINDER	RSA	KALEX	258.3	258.3	257.7	257.7	257.1	257.8	258.3
21 Alonso LOPEZ	SPA	BOSCOSCURO	258.3	257.1	256.5	256.5	256.5	257.0	258.3
28 Izan GUEVARA	SPA	KALEX	258.3	257.7	257.7	257.7	257.7	257.8	258.3
79 Ai OGURA	JPN	BOSCOSCURO	258.3	258.3	258.3	257.7	257.7	258.1	258.3
10 Diogo MOREIRA	BRA	KALEX	257.7	256.5	255.9	254.7	254.1	255.5	257.7
43 Xavier ARTIGAS	SPA	FORWARD	257.7	257.1	257.1	255.9	255.9	256.7	257.7
18 Manuel GONZALEZ	SPA	KALEX	257.1	255.3	254.7	254.7	254.1	254.9	257.1
20 Xavi CARDELUS	AND	KALEX	257.1	257.1	255.9	255.9	255.9	256.2	257.1
24 Marcos RAMIREZ	SPA	KALEX	257.1	257.1	256.5	256.5	256.5	256.7	257.1
44 Aron CANET	SPA	KALEX	257.1	256.5	255.3	255.3	255.3	255.9	257.1
52 Jeremy ALCOBA	SPA	KALEX	257.1	257.1	256.5	255.9	255.9	256.5	257.1
3 Sergio GARCIA	SPA	BOSCOSCURO	256.5	256.5	255.9	255.3	255.3	255.9	256.5
84 Zonta VD GOORBERGH	NED	KALEX	256.5	255.3	254.7	254.1	253.5	254.3	256.5
96 Jake DIXON	GBR	KALEX	256.5	256.5	256.5	256.5	255.9	256.2	256.5
5 Jaume MASIA	SPA	KALEX	255.9	255.3	255.3	254.7	253.5	254.7	255.9
7 Barry BALTUS	BEL	KALEX	255.9	254.7	254.7	254.7	254.7	254.9	255.9
11 Alex ESCRIG	SPA	FORWARD	255.9	255.3	254.7	254.7	254.1	254.6	255.9
17 Daniel MUÑOZ	SPA	KALEX	255.9	255.9	255.9	255.9	255.3	255.6	255.9
16 Joe ROBERTS	USA	KALEX	255.3	255.3	254.7	254.7	254.7	254.9	255.3
81 Senna AGIUS	AUS	KALEX	255.3	255.3	254.7	254.7	254.7	254.9	255.3
34 Mario AJI	INA	KALEX	254.7	254.7	254.1	254.1	252.3	253.7	254.7

These data/results cannot be reproduced, stored and/or transmitted in whole or in part by any manner of electronic, mechanical, photocopying, recording, broadcasting or otherwise now known or herein after developed without the previous express consent by the copyright owner, except for reproduction in daily press and regular printed publications on sale to the public within 60 days of the event related to those data/results and always provided that copyright symbol appears together as follows below.

© DORNA, 2024



MOTUL GRAND PRIX OF JAPAN
Practice Nr. 1
Chronological Analysis of Performances

9

* Lap / Sector time cancelled T1 Time from finish line to 1st intermediate T3 Time from 2nd intermed. to 3rd intermed.
P Crossing the finish line in pit lane T2 Time from 1st intermed. to 2nd intermed. T4 Time from 3rd intermediate to finish line

Lap	Lap Time	T1	T2	T3	T4	Speed	Lap	Lap Time	T1	T2	T3	T4	Speed
1st 12 Filip SALAC Elf Marc VDS Racing CZE							8	1'50.562	28.426	21.384	30.153	30.599	256.5
Runs=2 Total laps=17 Full laps=14 Valid laps=10							9	1'50.641	28.516	21.261	30.100	30.764	256.5
1	2'41.592	34.315	22.544	32.405	37.579	135.0	10	1'53.884	30.206	21.737	30.693	31.248	247.1
2	1'50.509	28.396	21.317	30.148	30.648	258.9	11	1'50.593	28.511	21.268	30.193	30.621	257.1
3	1'51.535 *	28.315	21.413	30.309	31.498	256.5	12	1'48.239 P	29.802	22.423	31.277	24.737	252.9
4	1'54.989	29.564	22.181	31.692	31.552	254.7	13	1'59.745	35.937	22.292	30.641	30.875	255.3
5	1'54.291	28.936	22.865	31.188	31.302	255.3	14	1'50.130	28.347	21.150	30.127	30.506	255.9
6	1'51.198	28.566	21.512	30.368	30.752	253.5	15	1'49.811	28.115	21.223	29.963	30.510	255.9
7	1'50.901 *	28.53*	21.294	30.342	30.733	255.9	16	1'56.738 *	32.753	21.483	31.136*	31.366	250.5
8	1'50.980	28.408	21.382	30.403	30.787	255.9	17	1'50.349	28.488	21.239	30.124	30.498	256.5
9	1'50.711	28.463	21.381	30.220	30.647	254.1	18	1'50.429	28.412	21.249	30.220	30.548	256.5
10	1'46.938 P	28.534	21.437	30.345	26.622	254.1	19	1'56.710	32.419	22.282	30.812	31.197	255.3
11	1'59.761	35.762	22.080	30.901	31.018	254.7	4th 79 Ai OGURA MT Helmets - MSI JPN						
12	1'49.885	28.185	21.233	30.091	30.376	257.1	Runs=3 Total laps=15 Full laps=10 Valid laps=10						
13	1'49.716	28.105	21.196	30.045	30.370	257.1	1	3'20.969	42.254	22.571	31.792	31.328	255.3
14	1'55.889 *	32.816	21.807	30.585*	30.681	257.7	2	1'51.622	28.718	21.428	30.518	30.958	255.3
15	1'52.651 *	28.79*	21.562	31.506	30.787	257.1	3	2'06.572 P	29.183	27.050	36.856	33.483	189.8
16	1'50.544	28.346	21.389	30.278	30.531	257.1	4	1'57.476	33.078	21.872	31.231	31.295	254.7
17	1'50.864	28.396	21.400	30.290	30.778	257.1	5	1'51.407	28.722	21.396	30.490	30.799	258.3
2nd 44 Aron CANET Fantic Racing SPA							6	1'50.913	28.468	21.321	30.534	30.590	255.9
Runs=3 Total laps=14 Full laps=9 Valid laps=9							7	1'50.595	28.463	21.236	30.284	30.612	256.5
1	3'08.907	33.128	22.050	30.455	30.794	254.7	8	1'50.641	28.520	21.255	30.324	30.542	257.1
2	1'50.708	28.463	21.494	30.101	30.650	254.7	9	1'44.334 P	28.516	21.227	30.524	24.067	255.3
3	1'50.133 P	28.60*	22.351	30.584	28.592	230.2	10	1'57.843	34.161	21.849	30.880	30.953	254.7
4	1'55.474	32.751	21.498	30.405	30.820	254.1	11	1'50.454	28.449	21.356	30.211	30.438	257.1
5	1'50.571	28.477	21.345	30.168	30.581	254.1	12	1'50.212	28.344	21.115	30.304	30.449	257.7
6	1'50.490	28.415	21.314	30.191	30.570	254.1	13	1'50.015	28.326	21.044	30.194	30.451	257.7
7	1'50.771	28.428	21.247	30.394	30.702	255.3	14	1'50.033	28.243	21.125	30.223	30.442	258.3
8	1'50.734	28.542	21.318	30.264	30.610	255.3	15	1'50.296	28.319	21.254	30.276	30.447	258.3
9	1'50.723	28.500	21.331	30.286	30.606	254.7	5th 28 Izan GUEVARA CFMOTO Inde Aspar SPA						
10	1'51.918 P	30.275	22.744	31.691	27.208	252.3	Runs=3 Total laps=15 Full laps=10 Valid laps=10						
11	2'00.247	38.437	21.388	30.063	30.359	255.3	1	2'38.596	32.297	22.400	31.232	30.895	257.7
12	1'50.019	28.229	21.150	30.336	30.304	257.1	2	1'51.711	28.884	21.435	30.542	30.850	258.3
13	1'49.762	28.191	21.220	30.040	30.311	256.5	3	1'44.277 P	28.800	21.570	30.598	23.309	257.7
14	1'58.845	28.337	25.703	31.876	32.929	251.1	4	1'55.078	31.894	21.692	30.550	30.942	254.7
3rd 24 Marcos RAMIREZ OnlyFans American R SPA							5	1'50.780	28.630	21.299	30.250	30.601	255.9
Runs=2 Total laps=19 Full laps=16 Valid laps=15							6	1'50.595	28.399	21.268	30.258	30.670	256.5
1	2'30.773	34.489	23.001	34.652	31.112	257.1	7	1'50.471	28.364	21.246	30.241	30.620	257.1
2	1'51.139	28.692	21.489	30.240	30.718	255.9	8	1'50.723	28.471	21.335	30.261	30.656	257.1
3	1'53.436	28.453	21.378	30.154	33.451	255.9	9	1'44.379 P	28.518	21.453	30.588	23.820	257.7
4	2'09.737	34.923	26.559	35.034	33.221	240.5	10	1'57.918	34.166	21.822	31.165	30.765	254.7
5	2'00.711	32.379	23.482	32.418	32.432	254.7	11	1'50.585	28.446	21.308	30.328	30.503	257.7
6	1'53.257	29.459	22.081	30.766	30.951	255.3	12	1'50.072	28.263	21.218	30.211	30.380	257.7
7	1'50.878	28.552	21.496	30.211	30.619	255.9	13	1'50.674	28.420	21.211	30.500	30.543	257.7

Fastest Lap: Filip SALAC Elf Marc VDS Racing CZE **1'49.716** 28.105 21.196 30.045 30.370

These data/results cannot be reproduced, stored and/or transmitted in whole or in part by any manner of electronic, mechanical, photocopying, recording, broadcasting or otherwise now known or herein after developed without the previous express consent by the copyright owner, except for reproduction in daily press and regular printed publications on sale to the public within 60 days of the event related to those data/results and always provided that copyright symbol appears together as follows below.
© DORNA, 2024

Practice Nr. 1

Moto2

Lap	Lap Time	T1	T2	T3	T4	Speed	Lap	Lap Time	T1	T2	T3	T4	Speed
14	1'50.798	28.501	21.228	30.389	30.680	257.7	12	1'58.009	30.580	25.881	30.786	30.762	255.9
15	1'51.202	28.606	21.396	30.404	30.796	257.1	13	1'50.163	28.320	21.229	30.080	30.534	256.5
							14	1'50.144	28.368	21.220	30.129	30.427	256.5
6th	53	Deniz ÖNCÜ				Red Bull KTM Ajo	TUR						
		Runs=2	Total laps=18	Full laps=15	Valid laps=8								
1	2'32.175	37.586	22.098	34.842	31.381	250.0							
2	1'50.523	28.470	21.213	30.123	30.717	256.5							
3	1'53.464 *	28.48*	21.355	30.350	33.272	259.6							
4	1'57.085 *	30.92*	22.192	31.277	32.693	256.5							
5	1'54.586 *	29.233	22.114	31.489*	31.750	255.3							
6	1'54.696 *	28.82*	22.068	30.722	33.082	254.7							
7	1'51.635 *	28.81*	21.404	30.481	30.935	255.3							
8	1'53.238 *	30.50*	21.639	30.444	30.654	257.7							
9	1'50.885	28.515	21.244	30.438	30.688	258.3							
10	1'50.676	28.494	21.310	30.303	30.569	257.7							
11	1'50.287	28.473	21.268	30.093	30.453	257.7							
12	1'45.333 P	28.71*	21.535	31.215	23.868	253.5							
13	1'53.902	31.566	21.575	30.159	30.602	256.5							
14	1'50.148	28.241	21.265	30.142	30.500	257.1							
15	1'50.099	28.345	21.166	30.066	30.522	256.5							
16	1'57.441 *	30.49*	25.721	30.256	30.973	258.3							
17	1'50.639	28.505	21.178	30.443	30.513	256.5							
18	1'54.155	28.598	21.337	33.499	30.721	257.7							
7th	54	Fermin ALDEGUER				Beta Tools SpeedUp	SPA						
		Runs=3	Total laps=16	Full laps=11	Valid laps=11								
1	2'38.359	33.103	22.386	31.008	30.998	254.7							
2	1'50.762	28.466	21.336	30.187	30.773	259.6							
3	1'53.177	29.818	21.554	30.425	31.380	254.7							
4	1'53.240 P	30.894	24.384	32.637	25.325	252.9							
5	1'58.248	34.004	22.046	30.953	31.245	251.7							
6	1'51.328	28.628	21.402	30.537	30.761	254.1							
7	1'50.857	28.447	21.359	30.362	30.689	254.1							
8	1'51.024	28.635	21.374	30.332	30.683	254.7							
9	1'52.386	28.443	21.364	30.465	32.114	255.3							
10	1'50.721	28.545	21.304	30.318	30.554	254.7							
11	1'50.807	28.546	21.354	30.344	30.563	255.3							
12	1'50.414	28.380	21.217	30.307	30.510	255.3							
13	1'48.668 P	29.695	22.706	31.342	24.925	210.5							
14	1'55.892	32.320	21.793	30.652	31.127	251.1							
15	1'50.114	28.375	21.195	30.156	30.388	255.3							
16	1'50.550	28.619	21.222	30.166	30.543	254.7							
8th	96	Jake DIXON				CFMOTO Inde Aspar	GBR						
		Runs=3	Total laps=14	Full laps=9	Valid laps=8								
1	3'00.353	32.500	21.949	30.627	31.005	255.9							
2	1'51.161	28.488	21.518	30.338	30.817	255.3							
3	1'57.663 *	28.73*	21.606	30.351	36.972	255.3							
4	1'50.964 P	32.065	23.052	31.698	24.149	248.2							
5	1'57.264	33.016	21.700	30.587	31.961	253.5							
6	1'51.257	28.653	21.390	30.312	30.902	256.5							
7	1'50.828	28.612	21.312	30.223	30.681	255.3							
8	1'50.989	28.448	21.373	30.402	30.766	255.9							
9	1'43.099 P	28.507	21.306	30.285	23.001	256.5							
10	1'55.291	32.180	21.726	30.581	30.804	252.9							
11	1'50.911	28.433	21.238	30.722	30.518	255.3							
9th	16	Joe ROBERTS				OnlyFans American R	USA						
		Runs=2	Total laps=18	Full laps=15	Valid laps=14								
1	2'40.751	37.241	22.801	33.014	31.949	240.5							
2	1'51.422	28.623	21.427	30.372	31.000	255.3							
3	1'53.549	28.662	21.470	30.302	33.115	253.5							
4	2'00.887	32.069	24.340	32.205	32.273	254.1							
5	1'52.564	29.484	21.929	30.490	30.661	254.1							
6	1'50.642	28.429	21.371	30.246	30.596	253.5							
7	1'50.570	28.419	21.261	30.301	30.589	254.7							
8	1'50.460	28.371	21.250	30.275	30.564	254.1							
9	1'50.836	28.390	21.343	30.436	30.667	254.1							
10	1'51.417	28.513	21.347	30.821	30.736	254.7							
11	1'51.145	28.513	21.506	30.433	30.693	254.1							
12	1'44.297 P	28.471	21.361	30.489	23.976	254.7							
13	1'58.626	34.174	22.572	30.743	31.137	252.9							
14	1'50.392	28.294	21.260	30.231	30.607	253.5							
15	1'49.964 *	28.226	21.151	30.099*	30.488	253.5							
16	1'50.259	28.281	21.242	30.234	30.502	254.1							
17	1'50.157	28.332	21.214	30.121	30.490	254.1							
18	1'50.207	28.271	21.223	30.207	30.506	255.3							
10th	14	Tony ARBOLINO				Elf Marc VDS Racing	ITA						
		Runs=3	Total laps=15	Full laps=10	Valid laps=10								
1	2'18.728	37.572	22.688	31.675	32.521	254.1							
2	1'50.880	28.625	21.458	30.260	30.537	257.1							
3	1'50.517	28.331	21.247	30.003	30.936	257.7							
4	2'03.018 P	34.442	26.774	34.789	27.013	235.2							
5	1'58.913	31.856	22.537	31.738	32.782	207.6							
6	1'51.540	28.674	21.513	30.427	30.926	254.1							
7	1'50.865	28.475	21.424	30.363	30.603	255.9							
8	1'50.729	28.450	21.383	30.315	30.581	255.9							
9	1'50.956	28.500	21.378	30.375	30.703	256.5							
10	1'46.500 P	29.420	22.097	31.334	23.649	249.4							
11	1'56.634	33.664	21.835	30.298	30.837	254.1							
12	1'50.211	28.370	21.348	30.080	30.413	257.7							
13	1'50.224	28.333	21.270	30.197	30.424	256.5							
14	1'50.387	28.328	21.337	30.185	30.537	258.3							
15	1'57.017	28.322	21.321	30.798	36.576	203.0							
11th	10	Diogo MOREIRA				Italtrans Racing Team	BRA						
		Runs=3	Total laps=15	Full laps=10	Valid laps=9								
1	2'19.929	32.374	22.308	32.100	32.698	255.9							
2	1'51.093	28.629	21.519	30.294	30.651	257.7							
3	1'51.133	28.529	21.462	30.232	30.910	254.1							
4	1'58.751 P	33.642	25.658	34.340	25.111	251.1							
5	1'57.054	32.414	22.019	30.988	31.633	241.0							
6	1'52.714	28.626	21.522	31.716	30.850	252.9							
7	1'51.182	28.713	21.390	30.290	30.789	252.9							
8	1'51.188	28.532	21.380	30.445	30.831	253.5							
9	1'50.933	28.516	21.439	30.281	30.697	252.9							
10	1'44.847 P	28.597	21.432	30.300	24.518	252.3							
11	1'55.424	32.706	21.811	30.177	30.730	253.5							

Fastest Lap: Filip SALAC Elf Marc VDS Racing CZE **1'49.716** 28.105 21.196 30.045 30.370

These data/results cannot be reproduced, stored and/or transmitted in whole or in part by any manner of electronic, mechanical, photocopying, recording, broadcasting or otherwise now known or herein after developed without the previous express consent by the copyright owner, except for reproduction in daily press and regular printed publications on sale to the public within 60 days of the event related to those data/results and always provided that copyright symbol appears together as follows below.
© DORNA, 2024

Practice Nr. 1

Moto2

Lap	Lap Time	T1	T2	T3	T4	Speed	Lap	Lap Time	T1	T2	T3	T4	Speed
12	1'50.240	28.303	21.158	30.240	30.539	254.1	9	1'50.611	28.411	21.251	30.249	30.700	256.5
13	1'55.366 *	29.36*	21.850	31.542	32.608	224.0	10	1'50.684	28.496	21.203	30.277	30.708	257.1
14	1'50.590	28.424	21.298	30.285	30.583	256.5	11	2'03.031 P	28.473	21.286	30.253	43.019	254.1
15	1'51.030	28.638	21.342	30.464	30.586	254.7	12	2'01.712	37.088	22.062	31.490	31.072	254.1
12th 13 Celestino VIETTI Red Bull KTM Ajo ITA Runs=2 Total laps=18 Full laps=15 Valid laps=13							13	1'50.321	28.407	21.180	30.173	30.561	259.6
1	2'13.704	33.325	22.310	31.099	31.034	257.1	14	1'51.479	28.364	21.251	30.274	31.590	225.4
2	1'52.437	28.631	21.357	31.815	30.634	259.6	15	1'56.088	28.487	21.261	32.202	34.138	185.5
3	1'51.027 *	28.427	21.227	30.209*	31.164	259.6	16	1'52.884	28.414	21.276	30.193	33.001	256.5
4	2'16.283	40.091	27.117	34.926	34.149	247.7	17	2'34.662	54.310	28.338	36.876	35.138	216.0
5	2'00.176	30.317	22.730	34.307	32.822	232.2	15th 84 Zonta VD GOORBE RW-Idrofoglia Racing NED Runs=3 Total laps=14 Full laps=9 Valid laps=8						
6	1'51.767	29.040	21.599	30.460	30.668	258.3	1	2'14.154	33.239	22.151	30.890	31.244	256.5
7	1'50.458	28.496	21.368	30.117	30.477	258.9	2	1'50.500	28.379	21.282	30.213	30.626	255.3
8	1'50.246	28.377	21.198	30.163	30.508	260.2	3	1'51.482	28.323	21.427	30.158	31.574	254.7
9	1'51.089	28.546	21.448	30.247	30.848	257.7	4	2'07.393 P	34.498	26.790	36.498	29.607	186.2
10	1'50.723	28.465	21.291	30.263	30.704	258.9	5	1'56.246	32.135	22.444	30.729	30.938	251.7
11	1'50.642	28.461	21.396	30.165	30.620	258.3	6	1'51.118	28.586	21.523	30.236	30.773	254.1
12	1'47.597 P	30.631	22.616	31.270	23.080	256.5	7	1'51.077	28.536	21.450	30.368	30.723	253.5
13	1'56.977	33.597	21.928	30.787	30.665	256.5	8	1'50.925 *	28.45*	21.443	30.363	30.665	253.5
14	1'56.799	28.437	21.339	36.078	30.945	257.7	9	1'47.636 P	28.490	21.445	33.626	24.075	253.5
15	1'50.500	28.434	21.303	30.300	30.463	260.2	10	1'55.946	32.375	21.953	30.815	30.803	252.9
16	1'50.529 *	28.43*	21.275	30.383	30.439	257.7	11	1'52.069	28.307	21.225	30.428	32.109	201.4
17	1'50.592	28.480	21.296	30.328	30.488	257.7	12	3'59.307	28.243	21.218			214.7
18	1'50.389	28.474	21.343	30.151	30.421	258.9	13	1'53.666	29.820	22.007	30.714	31.125	252.9
13th 21 Alonso LOPEZ Beta Tools SpeedUp SPA Runs=3 Total laps=17 Full laps=12 Valid laps=10							14	1'50.412	28.340	21.322	30.131	30.619	253.5
1	2'01.169	33.453	22.165	31.037	31.626	255.3	16th 18 Manuel GONZALEZ QJMOTOR Gresini Mo SPA Runs=2 Total laps=17 Full laps=14 Valid laps=11						
2	1'51.420	28.711	21.389	30.461	30.859	254.1	1	2'36.841	33.969	22.541	31.599	31.459	251.1
3	1'54.060	29.129	22.561	30.736	31.634	254.7	2	1'53.123 *	28.835	21.993	30.590*	31.705	257.1
4	1'46.870 P	29.165	23.014	31.183	23.508	254.7	3	1'55.988 *	28.852	21.587	33.881*	31.668	254.7
5	1'55.725	33.044	21.674	30.348	30.659	253.5	4	2'00.263	30.856	23.710	32.913	32.784	250.0
6	1'52.800	30.108	21.204	30.343	31.145	240.5	5	1'54.231	30.029	22.170	31.077	30.955	255.3
7	1'50.386	28.274	21.155	30.397	30.560	257.1	6	1'51.877	28.940	21.561	30.578	30.798	254.1
8	1'50.361	28.313	21.121	30.417	30.510	255.9	7	1'51.214	28.535	21.454	30.383	30.842	254.1
9	1'53.104	28.343	21.271	31.346	32.144	248.2	8	1'51.059	28.559	21.427	30.389	30.684	254.7
10	1'50.821	28.412	21.236	30.516	30.657	256.5	9	1'57.144 *	28.616	21.517	32.469*	34.542	170.0
11	1'50.888 *	28.540	21.223	30.301	30.824	255.9	10	1'44.335 P	28.630	21.577	30.838	23.290	252.9
12	1'50.521	28.417	21.265	30.302	30.537	254.7	11	1'58.250	33.533	22.367	31.213	31.137	252.9
13	1'47.536 P	29.142	22.276	31.334	24.784	245.4	12	1'50.537	28.357	21.319	30.287	30.574	253.5
14	1'57.532	35.388	21.547	30.169	30.428	255.9	13	1'52.176	28.351	21.307	31.341	31.177	252.9
15	1'50.673 *	28.54*	21.174	30.351	30.604	256.5	14	1'50.710	28.429	21.373	30.332	30.576	253.5
16	1'50.269	28.278	21.196	30.085	30.710	258.3	15	1'50.612	28.396	21.275	30.390	30.551	252.9
17	1'50.272	28.347	21.177	30.091	30.657	256.5	16	1'50.504	28.367	21.310	30.274	30.553	254.1
14th 75 Albert ARENAS QJMOTOR Gresini Mo SPA Runs=2 Total laps=17 Full laps=14 Valid laps=14							17	1'52.045	28.402	21.437	30.675	31.531	225.0
1	2'41.979	34.481	22.258	31.824	37.849	131.5	17th 3 Sergio GARCIA MT Helmets - MSI SPA Runs=3 Total laps=16 Full laps=11 Valid laps=10						
2	1'50.808	28.583	21.469	30.162	30.594	257.7	1	2'54.452	41.131	22.121	30.973	31.063	254.1
3	1'52.911	28.674	21.513	30.598	32.126	255.3	2	1'51.414	28.743	21.577	30.411	30.683	252.9
4	1'53.773	29.467	22.209	31.085	31.012	255.3	3	2'05.635 *	28.80*	21.606	30.401	44.826	254.1
5	1'54.996	28.617	21.723	30.624	34.032	250.5	4	2'03.622 P	36.137	25.960	35.014	26.511	239.4
6	1'51.714	28.607	21.382	30.500	31.225	255.9	5	1'55.194	31.690	21.736	31.015	30.753	255.3
7	1'50.614	28.616	21.276	30.129	30.593	256.5	6	1'51.017	28.644	21.378	30.408	30.587	254.7
8	1'51.582	28.328	21.430	30.336	31.488	255.3	7	1'51.120	28.672	21.474	30.289	30.685	254.7

Fastest Lap: Filip SALAC Elf Marc VDS Racing CZE 1'49.716 28.105 21.196 30.045 30.370

These data/results cannot be reproduced, stored and/or transmitted in whole or in part by any manner of electronic, mechanical, photocopying, recording, broadcasting or otherwise now known or herein after developed without the previous express consent by the copyright owner, except for reproduction in daily press and regular printed publications on sale to the public within 60 days of the event related to those data/results and always provided that copyright symbol appears together as follows below.
© DORNA, 2024

Practice Nr. 1

Moto2

Lap	Lap Time	T1	T2	T3	T4	Speed	Lap	Lap Time	T1	T2	T3	T4	Speed	
8	1'51.333	28.649	21.419	30.593	30.672	255.3	8	1'50.649	28.509	21.285	30.357	30.498	257.1	
9	1'51.241	28.639	21.452	30.413	30.737	255.9	9	1'50.713	28.541	21.335	30.324	30.513	258.3	
10	1'46.443 P	28.594	21.617	30.526	25.706	254.7	21st 81 Senna AGIUS Liqui Moly Husqvarna AUS							
		Runs=3		Total laps=14		Full laps=9		Valid laps=8						
11	1'54.744	31.657	21.553	30.489	31.045	253.5	1	2'37.141	31.735	22.364	31.484	31.684	249.4	
12	1'50.689	28.504	21.276	30.275	30.634	254.1	2	1'51.883	28.618	21.754	30.442	31.069	255.3	
13	1'50.507	28.465	21.280	30.277	30.485	256.5	3	1'52.333	28.704	21.542	30.349	31.738	254.1	
14	1'55.569	30.575	21.410	30.586	32.998	251.1	4	1'54.622 P	31.980	23.950	33.308	25.384	254.1	
15	1'50.758	28.470	21.301	30.309	30.678	256.5	5	1'55.201	31.497	21.949	30.720	31.035	252.9	
16	1'51.095	28.566	21.288	30.509	30.732	254.1	6	1'51.768	28.663	21.680	30.444	30.981	254.7	
18th 7 Barry BALTUS		RW-Idrofoglia Racing BEL		Runs=2		Total laps=16		Full laps=13		Valid laps=10				
1	2'14.469	32.218	21.994	33.142	35.224	173.3	7	1'51.361	28.560	21.536	30.458	30.807	254.7	
2	1'50.608	28.400	21.247	30.359	30.602	254.7	8	1'51.562	28.586	21.535	30.527	30.914	254.7	
3	1'50.994	28.282	21.326	30.322	31.064	254.7	9	1'47.181 P	30.252	22.241	31.026	23.662	254.7	
4	1'57.311	29.432	22.889	33.031	31.959	251.7	10	1'56.772	31.929	22.376	30.780	31.687	251.7	
5	1'53.741	29.465	22.210	31.102	30.964	252.3	11	1'51.186 *	28.517	21.568	30.265*	30.836	255.3	
6	1'51.624	28.726	21.533	30.610	30.755	252.3	12	1'51.981	28.381	21.585	30.909	31.106	253.5	
7	1'51.340	28.640	21.419	30.449	30.832	252.3	13	1'50.874	28.383	21.475	30.302	30.714	254.1	
8	1'51.665 *	28.512	21.602	30.541*	31.010	251.7	14	1'59.824	28.509	26.533	32.954	31.828	251.7	
9	1'53.449	28.567	21.604	31.798	31.480	243.7	22nd 5 Jaume MASIA Preicanos Racing Tea SPA							
		Runs=3		Total laps=15		Full laps=10		Valid laps=9						
10	1'43.631 P	28.629	21.322	30.342	23.338	254.7	1	2'15.323	34.252	22.876	32.125	33.370	232.7	
11	1'57.558	33.696	22.023	31.002	30.837	254.1	2	1'51.771	28.965	21.597	30.472	30.737	255.9	
12	1'50.652	28.370	21.304	30.352	30.626	255.9	3	1'51.577	28.654	21.523	30.327	31.073	254.7	
13	1'50.514	28.316	21.283	30.405	30.510	254.7	4	2'06.178 P	35.981	26.987	36.009	27.201	238.4	
14	1'50.654 *	28.488	21.360	30.284*	30.522	254.7	5	1'56.877	32.367	21.804	31.653	31.053	252.3	
15	1'54.665	28.556	21.494	32.304	32.311	218.6	6	1'51.426	28.794	21.358	30.564	30.710	255.3	
16	1'52.936 *	28.469	21.360	30.532*	32.575	252.9	7	1'51.405	28.769	21.414	30.480	30.742	255.3	
19th 71 Dennis FOGGIA		Italtrans Racing Team ITA		Runs=3		Total laps=15		Full laps=10		Valid laps=9				
1	2'30.980	32.701	22.345	32.956	30.927	258.3	8	1'51.966	28.903	21.509	30.615	30.939	253.5	
2	1'51.489	28.819	21.546	30.349	30.775	258.3	9	1'46.052 P	29.270	21.852	31.188	23.742	251.7	
3	1'53.123	28.428	21.512	30.404	32.779	258.9	10	2'02.214	38.614	21.951	30.802	30.847	252.9	
4	2'00.785 P	35.605	26.052	34.345	24.783	253.5	11	1'50.908	28.561	21.248	30.502	30.597	252.3	
5	1'55.206	31.199	21.860	30.795	31.352	253.5	12	1'56.235 *	28.555	21.452	32.800*	33.428	230.2	
6	1'53.520	30.473	21.671	30.586	30.790	257.1	13	1'51.027	28.529	21.430	30.378	30.690	253.5	
7	1'52.475	28.620	21.559	30.447	31.849	256.5	14	1'51.179	28.529	21.448	30.410	30.792	252.3	
8	1'51.192	28.608	21.526	30.335	30.723	258.3	15	2'02.659	33.129	24.717	32.118	32.695	248.2	
9	1'51.238	28.505	21.410	30.520	30.803	257.1	23rd 22 Ayumu SASAKI Yamaha VR46 Master JPN							
		Runs=3		Total laps=11		Full laps=6		Valid laps=6						
10	1'43.796 P	28.497	21.514	30.451	23.334	257.1	1	2'19.074	32.292	22.648	31.776	32.503	258.3	
11	2'08.845	38.650	23.241	32.953	34.001	191.1	2	1'51.908	28.770	21.675	30.581	30.882	261.5	
12	1'56.904 *	28.593	21.562	33.645*	33.104	221.3	3	1'51.632	29.012	21.413	30.222	30.985	258.9	
13	1'50.542	28.415	21.236	30.313	30.578	258.9	4	2'02.629 P	33.115	27.204	35.393	26.917	246.5	
14	1'50.653	28.424	21.345	30.347	30.537	257.7	5	2'07.457	38.630	23.391	31.730	33.706	235.8	
15	1'58.582	31.286	22.863	32.202	32.231	234.7	6	1'51.900	28.831	21.575	30.456	31.038	256.5	
20th 15 Darryn BINDER		Liqui Moly Husqvarna RSA		Runs=2		Total laps=9		Full laps=6		Valid laps=5				
1	2'34.093	35.605	22.454	32.321	34.838	254.1	7	1'51.338	28.564	21.448	30.557	30.769	261.5	
2	1'50.973	28.699	21.354	30.302	30.618	257.7	8	1'51.207	28.524	21.432	30.339	30.912	259.6	
3	4'04.921 P	2'35.421	26.659	37.077	25.764	247.7	9	1'50.129 P	31.047	22.536	31.728	24.818	254.7	
4	1'55.442	32.364	21.842	30.380	30.856	258.3	10	2'02.174	35.865	22.332	31.496	32.481	237.8	
5	1'50.715	28.464	21.304	30.353	30.594	256.5	11	1'50.934	28.660	21.310	30.494	30.470	260.2	
6	1'56.656	28.427	21.498	32.939	33.792	196.7	24th 52 Jeremy ALCOBA Yamaha VR46 Master SPA							
7	1'50.941 *	28.69*	21.436	30.238	30.568	257.7	Runs=3		Total laps=15		Full laps=10		Valid laps=10	
1	2'18.942	35.136	22.688	31.659	32.582	254.7	1	2'18.942	35.136	22.688	31.659	32.582	254.7	
2	1'51.922	28.776	21.677	30.541	30.928	255.9	2	1'51.922	28.776	21.677	30.541	30.928	255.9	

Fastest Lap: Filip SALAC Elf Marc VDS Racing CZE **1'49.716** 28.105 21.196 30.045 30.370

These data/results cannot be reproduced, stored and/or transmitted in whole or in part by any manner of electronic, mechanical, photocopying, recording, broadcasting or otherwise now known or herein after developed without the previous express consent by the copyright owner, except for reproduction in daily press and regular printed publications on sale to the public within 60 days of the event related to those data/results and always provided that copyright symbol appears together as follows below.
© DORNA, 2024

Practice Nr. 1

Moto2

Lap	Lap Time	T1	T2	T3	T4	Speed	Lap	Lap Time	T1	T2	T3	T4	Speed
3	1'52.287	29.041	21.707	30.489	31.050	257.1	6	1'52.053	28.832	21.486	30.678	31.057	255.3
4	2'00.945 P	32.681	26.977	34.576	26.711	236.3	7	1'52.173	28.822	21.644	30.561	31.146	255.3
5	2'01.505	34.540	22.358	32.600	32.007	234.2	8	1'52.475	28.851	21.669	30.788	31.167	254.7
6	1'52.824	29.338	21.671	30.836	30.979	253.5	9	1'49.807 P	29.029	21.744	33.063	25.971	214.7
7	1'52.299	28.826	21.669	30.807	30.997	254.1	10	2'02.593	37.743	22.075	31.878	30.897	255.9
8	1'52.007	28.814	21.788	30.647	30.758	254.7	11	1'51.653	28.883	21.455	30.596	30.719	257.1
9	1'51.807	28.607	21.526	30.920	30.754	255.9	12	1'55.335 *	28.727	21.497	31.778*	33.333	247.7
10	1'44.553 P	28.86*	21.636	30.657	23.399	254.1	13	1'51.475	28.688	21.391	30.593	30.803	257.1
11	2'03.061	35.328	22.364	32.414	32.955	211.3	14	1'56.772	30.923	22.384	32.443	31.022	257.7
12	1'52.261	28.629	21.426	30.668	31.538	230.7	15	1'53.407	29.008	21.777	31.145	31.477	252.9
13	1'52.097	28.654	21.413	30.711	31.319	230.2							
14	1'50.934	28.478	21.352	30.453	30.651	257.1							
15	1'52.010	28.555	21.364	30.547	31.544	256.5							

25th 17 Daniel MUÑOZ		Preicanos Racing Tea SPA				
Runs=3	Total laps=14	Full laps=9	Valid laps=9			
1	2'01.490	36.865	22.204	31.080	32.228	255.3
2	1'51.956	28.900	21.680	30.479	30.897	255.3
3	1'53.610	28.747	21.554	30.513	32.796	255.3
4	1'47.129 P	29.068	22.080	31.162	24.819	254.7
5	1'56.419	32.003	21.940	31.116	31.360	253.5
6	1'51.738	28.684	21.578	30.590	30.886	255.9
7	1'51.161	28.543	21.410	30.361	30.847	254.1
8	1'51.258	28.520	21.465	30.504	30.769	255.9
9	1'44.076 P	28.680	21.527	30.493	23.376	255.9
10	1'55.633	31.822	21.989	31.043	30.779	253.5
11	1'51.189	28.415	21.448	30.537	30.789	255.3
12	1'54.256	28.531	21.509	30.384	33.832	166.6
13	1'51.417	28.619	21.399	30.595	30.804	255.9
14	1'51.430	28.540	21.452	30.496	30.942	254.1

26th 34 Mario AJI		IDEMITSU Honda Tea INA				
Runs=3	Total laps=15	Full laps=10	Valid laps=10			
1	2'14.878	32.677	24.728	34.293	34.898	181.8
2	1'52.662	29.294	21.918	30.606	30.844	254.7
3	1'51.813	28.737	21.508	30.564	31.004	254.1
4	2'07.470 P	32.667	31.220	35.894	27.689	232.2
5	2'03.008	38.519	22.114	31.011	31.364	248.2
6	1'52.410	28.764	21.661	30.713	31.272	250.5
7	1'52.772	28.977	21.757	30.801	31.237	250.5
8	1'47.561 P	29.070	22.401	30.867	25.223	250.5
9	1'58.270	33.956	22.021	31.215	31.078	250.5
10	1'51.907	28.724	21.600	30.658	30.925	251.7
11	1'52.070	28.638	21.880	30.531	31.021	252.3
12	1'51.526	28.670	21.460	30.439	30.957	252.3
13	1'59.258	28.764	21.423	32.061	37.010	151.0
14	1'52.043	28.976	21.715	30.571	30.781	254.7
15	1'51.212	28.671	21.447	30.309	30.785	254.1

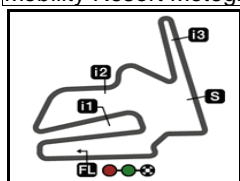
27th 43 Xavier ARTIGAS		KLINT Forward Factor SPA				
Runs=3	Total laps=15	Full laps=10	Valid laps=9			
1	2'02.397	32.976	22.221	31.248	33.267	254.1
2	1'53.531	29.032	21.704	30.764	32.031	255.9
3	1'52.639	28.865	21.702	30.835	31.237	255.3
4	1'54.817 P	29.738	23.407	34.737	26.935	246.5
5	2'07.509	43.620	21.901	30.818	31.170	255.3

28th 11 Alex ESCRIG		KLINT Forward Factor SPA				
Runs=3	Total laps=14	Full laps=9	Valid laps=6			
1	2'02.106	37.052	22.126	31.110	31.624	252.9
2	1'52.684	28.869	21.668	30.693	31.454	253.5
3	1'52.747	28.899	21.604	30.666	31.578	254.1
4	2'00.438 P	32.004	24.589	37.844	26.001	242.6
5	1'57.191	32.504	21.905	31.343	31.439	253.5
6	1'52.733	28.915	21.641	30.835	31.342	252.9
7	1'46.396 P	28.797	22.447	31.418	23.734	252.3
8	1'56.750	32.620	21.994	31.012	31.124	254.1
9	1'51.807	28.739	21.540	30.619	30.909	255.3
10	1'51.750	28.610	21.434	30.820	30.886	254.7
11	1'51.883 *	28.586	21.566	30.714*	31.017	254.7
12	2'02.892 *	32.68*	24.044	34.929	31.238	255.9
13	1'53.345 *	29.11*	22.170	31.028	31.034	254.1
14	1'52.238	28.657	21.755	30.806	31.020	254.1

29th 20 Xavi CARDELUS		Fantic Racing AND				
Runs=3	Total laps=15	Full laps=10	Valid laps=10			
1	2'10.904	33.731	22.271	31.417	31.471	254.7
2	1'52.007	28.975	21.637	30.465	30.930	255.9
3	2'06.465	28.727	21.652	42.774	33.312	246.5
4	1'52.305 P	29.549	24.003	33.719	25.034	254.7
5	1'58.889	33.516	23.173	30.974	31.226	255.9
6	1'52.618	28.991	21.720	30.733	31.174	254.7
7	1'52.476	28.916	21.605	30.910	31.045	255.9
8	1'47.297 P	30.404	21.801	31.111	23.981	254.7
9	1'57.436	33.527	21.972	30.840	31.097	254.7
10	1'52.418	28.868	21.865	30.702	30.983	255.9
11	1'52.357	28.905	21.793	30.692	30.967	255.9
12	1'52.240	28.871	21.719	30.628	31.022	255.9
13	1'51.932	28.833	21.780	30.531	30.788	257.1
14	1'52.065	28.783	21.688	30.697	30.897	257.1
15	1'51.923	28.744	21.592	30.693	30.894	255.3

Fastest Lap: Filip SALAC Elf Marc VDS Racing CZE 1'49.716 28.105 21.196 30.045 30.370

These data/results cannot be reproduced, stored and/or transmitted in whole or in part by any manner of electronic, mechanical, photocopying, recording, broadcasting or otherwise now known or herein after developed without the previous express consent by the copyright owner, except for reproduction in daily press and regular printed publications on sale to the public within 60 days of the event related to those data/results and always provided that copyright symbol appears together as follows below.
© DORNA, 2024



4801 m.

MOTUL GRAND PRIX OF JAPAN

Practice Nr. 1

Best Partial Times

Moto2™


IT Ideal Lap Time, sum of the best partial times

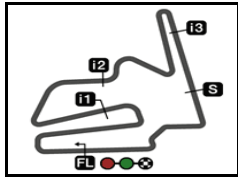
BT Best Lap Time

T1		T2		T3		T4				IT		BT	
Pos	Rider	Time	Rider	Time	Rider	Time	Rider	Time	Pos	Rider			
1	F.SALAC	28.105	A.OGURA	21.044	M.RAMIREZ	29.963	A.CANET	30.304	1	A.CANET	1'49.685	1'49.762	(2)
2	M.RAMIREZ	28.115	A.LOPEZ	21.121	T.ARBOLINO	30.003	F.SALAC	30.370	2	F.SALAC	1'49.716	1'49.716	(1)
3	A.CANET	28.191	M.RAMIREZ	21.150	A.CANET	30.040	I.GUEVARA	30.380	3	M.RAMIREZ	1'49.726	1'49.811	(3)
4	J.ROBERTS	28.226	A.CANET	21.150	F.SALAC	30.045	F.ALDEGUER	30.388	4	A.LOPEZ	1'49.908	1'50.269	(13)
5	D.ÖNCÜ	28.241	J.ROBERTS	21.151	D.ÖNCÜ	30.066	T.ARBOLINO	30.413	5	A.OGURA	1'49.919	1'50.015	(4)
6	A.OGURA	28.243	D.MOREIRA	21.158	J.DIXON	30.080	C.VIETTI	30.421	6	D.ÖNCÜ	1'49.926	1'50.099	(6)
7	Z.VD GOORBER	28.243	D.ÖNCÜ	21.166	A.LOPEZ	30.085	J.DIXON	30.427	7	T.ARBOLINO	1'49.985	1'50.211	(10)
8	I.GUEVARA	28.263	A.ARENAS	21.180	C.VIETTI	30.117	A.LOPEZ	30.428	8	J.ROBERTS	1'49.986	1'50.157	(9)
9	A.LOPEZ	28.274	F.ALDEGUER	21.195	J.ROBERTS	30.121	A.OGURA	30.438	9	J.DIXON	1'50.047	1'50.144	(8)
10	B.BALTUS	28.282	F.SALAC	21.196	A.ARENAS	30.129	D.ÖNCÜ	30.453	10	I.GUEVARA	1'50.065	1'50.072	(5)
11	D.MOREIRA	28.303	C.VIETTI	21.198	Z.VD GOORBER	30.131	A.SASAKI	30.470	11	C.VIETTI	1'50.113	1'50.246	(12)
12	J.DIXON	28.320	I.GUEVARA	21.211	F.ALDEGUER	30.156	S.GARCIA	30.485	12	F.ALDEGUER	1'50.114	1'50.114	(7)
13	T.ARBOLINO	28.322	Z.VD GOORBER	21.218	D.MOREIRA	30.177	J.ROBERTS	30.488	13	D.MOREIRA	1'50.177	1'50.240	(11)
14	A.ARENAS	28.328	J.DIXON	21.220	A.OGURA	30.194	D.BINDER	30.498	14	A.ARENAS	1'50.198	1'50.321	(14)
15	M.GONZALEZ	28.351	D.FOGGIA	21.236	I.GUEVARA	30.211	M.RAMIREZ	30.498	15	Z.VD GOORBE	1'50.211	1'50.412	(15)
16	F.ALDEGUER	28.375	B.BALTUS	21.247	A.SASAKI	30.222	B.BALTUS	30.510	16	B.BALTUS	1'50.361	1'50.514	(18)
17	C.VIETTI	28.377	T.ARBOLINO	21.247	D.BINDER	30.238	D.FOGGIA	30.537	17	D.BINDER	1'50.448	1'50.649	(20)
18	S.AGIUS	28.381	J.MASIA	21.248	M.GONZALEZ	30.274	D.MOREIRA	30.539	18	M.GONZALEZ	1'50.451	1'50.504	(16)
19	MUÑOZ	28.415	M.GONZALEZ	21.275	S.GARCIA	30.275	M.GONZALEZ	30.551	19	S.GARCIA	1'50.501	1'50.507	(17)
20	D.FOGGIA	28.415	S.GARCIA	21.276	S.AGIUS	30.302	A.ARENAS	30.561	19	D.FOGGIA	1'50.501	1'50.542	(19)
21	D.BINDER	28.427	D.BINDER	21.285	M.AJI	30.309	J.MASIA	30.597	21	A.SASAKI	1'50.526	1'50.934	(23)
22	S.GARCIA	28.465	A.SASAKI	21.310	D.FOGGIA	30.313	Z.VD GOORBER	30.619	22	J.MASIA	1'50.701	1'50.908	(22)
23	J.ALCOBA	28.478	J.ALCOBA	21.352	B.BALTUS	30.322	J.ALCOBA	30.651	23	S.AGIUS	1'50.872	1'50.874	(21)
24	A.SASAKI	28.524	X.ARTIGAS	21.391	J.MASIA	30.327	S.AGIUS	30.714	24	J.ALCOBA	1'50.934	1'50.934	(24)

These data/results cannot be reproduced, stored and/or transmitted in whole or in part by any manner of electronic, mechanical, photocopying, recording, broadcasting or otherwise now known or herein after developed without the previous express consent by the copyright owner, except for reproduction in daily press and regular printed publications on sale to the public within 60 days of the event related to those data/results and always provided that copyright symbol appears together as follows below.
© DORNA, 2024

Mobility Resort Motegi

Results and timing service provided by  **TISSOT**



4801 m.

MOTUL GRAND PRIX OF JAPAN

Practice Nr. 1

Best Partial Times

Moto2™

IT Ideal Lap Time, sum of the best partial times

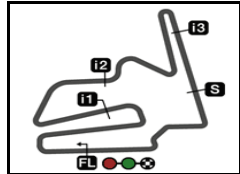
BT Best Lap Time

<i>T1</i>		<i>T2</i>		<i>T3</i>		<i>T4</i>				<i>IT</i>	<i>BT</i>	
<i>Pos</i>	<i>Rider</i>	<i>Time</i>	<i>Rider</i>	<i>Time</i>	<i>Rider</i>	<i>Time</i>	<i>Rider</i>	<i>Time</i>	<i>Pos</i>	<i>Rider</i>		
25	J.MASIA	28.529	D.MUÑOZ	21.399	D.MUÑOZ	30.361	X.ARTIGAS	30.719	25	D.MUÑOZ	1'50.944	1'51.161 (25)
26	A.ESCRIG	28.586	M.AJI	21.423	J.ALCOBA	30.453	D.MUÑOZ	30.769	26	M.AJI	1'51.151	1'51.212 (26)
27	M.AJI	28.638	A.ESCRIG	21.434	X.CARDELUS	30.465	M.AJI	30.781	27	X.ARTIGAS	1'51.359	1'51.475 (27)
28	X.ARTIGAS	28.688	S.AGIUS	21.475	X.ARTIGAS	30.561	X.CARDELUS	30.788	28	A.ESCRIG	1'51.525	1'51.750 (28)
29	X.CARDELUS	28.727	X.CARDELUS	21.592	A.ESCRIG	30.619	A.ESCRIG	30.886	29	X.CARDELUS	1'51.572	1'51.923 (29)

These data/results cannot be reproduced, stored and/or transmitted in whole or in part by any manner of electronic, mechanical, photocopying, recording, broadcasting or otherwise now known or herein after developed without the previous express consent by the copyright owner, except for reproduction in daily press and regular printed publications on sale to the public within 60 days of the event related to those data/results and always provided that copyright symbol appears together as follows below.
© DORNA, 2024

Official MotoGP Timing by **TISSOT**
www.motogp.com






4801 m.

MOTUL GRAND PRIX OF JAPAN

Practice Nr. 1

Fastest Laps Sequence

<i>Practice Time</i>	 <i>Rider</i>	<i>Nation</i>	<i>Motorcycle</i>	<i>Time</i>	<i>Km/h</i>	<i>Rider's Lap</i>
3'52.589	21 Alonso LOPEZ	SPA	BOSCOCURO	1'51.420	155.1	2
4'04.654	84 Zonta VD GOORBERGH	NED	KALEX	1'50.500	156.4	2
13'55.852	13 Celestino VIETTI	ITA	KALEX	1'50.458	156.4	7
15'46.098	13 Celestino VIETTI	ITA	KALEX	1'50.246	156.7	8
31'37.642	12 Filip SALAC	CZE	KALEX	1'49.885	157.2	12
33'27.358	12 Filip SALAC	CZE	KALEX	1'49.716	157.5	13

These data/results cannot be reproduced, stored and/or transmitted in whole or in part by any manner of electronic, mechanical, photocopying, recording, broadcasting or otherwise now known or herein after developed without the previous express consent by the copyright owner, except for reproduction in daily press and regular printed publications on sale to the public within 60 days of the event related to those data/results and always provided that copyright symbol appears together as follows below.

© DORNA, 2024