

MOTUL GRAND PRIX OF JAPAN

Free Practice Classification

3

	Rider	Nation	Team	Motorcycle	Time	Lap	Total	Gap	Top Speed
1	80 David ALONSO	COL	CFMOTO Gaviota Aspar Team	CFMOTO	1'59.280	10	12		218.6
2	66 Joel KELSO	AUS	BOE Motorsports	KTM	1'59.509	10	11	0.229 0.229	216.4
3	7 Filippo FARIOLI	ITA	SIC58 Squadra Corse	HONDA	1'59.555	12	12	0.275 0.046	214.7
4	48 Ivan ORTOLA	SPA	MT Helmets - MSI	KTM	1'59.707	11	11	0.427 0.152	217.3
5	64 David MUÑOZ	SPA	BOE Motorsports	KTM	1'59.779	9	9	0.499 0.072	217.3
6	31 Adrian FERNANDEZ	SPA	Leopard Racing	HONDA	1'59.795	15	15	0.515 0.016	216.8
7	54 Riccardo ROSSI	ITA	CIP Green Power	KTM	2'00.169	12	13	0.889 0.374	216.8
8	18 Matteo BERTELLE	ITA	Kopron Rivacold Snipers Team	HONDA	2'00.367	15	15	1.087 0.198	218.1
9	95 Collin VEIJER	NED	Liqui Moly Husqvarna Intact GP	HUSQVARNA	2'00.389	10	10	1.109 0.022	220.8
10	36 Angel PIQUERAS	SPA	Leopard Racing	HONDA	2'00.651	10	11	1.371 0.262	217.3
11	78 Joel ESTEBAN	SPA	CFMOTO Gaviota Aspar Team	CFMOTO	2'00.677	14	14	1.397 0.026	217.7
12	22 David ALMANSA	SPA	Kopron Rivacold Snipers Team	HONDA	2'00.738	13	13	1.458 0.061	218.1
13	19 Scott OGDEN	GBR	FleetSafe Honda - MLav Racing	HONDA	2'01.146	13	13	1.866 0.408	217.3
14	6 Ryusei YAMANAKA	JPN	MT Helmets - MSI	KTM	2'01.666	14	14	2.386 0.520	217.3
15	99 Jose Antonio RUEDA	SPA	Red Bull KTM Ajo	KTM	2'02.320	11	12	3.040 0.654	220.8
16	55 Noah DETTWILER	SWI	CIP Green Power	KTM	2'03.261	14	14	3.981 0.941	216.8
17	58 Luca LUNETTA	ITA	SIC58 Squadra Corse	HONDA	2'03.654	12	12	4.374 0.393	213.0
18	96 Daniel HOLGADO	SPA	Red Bull GASGAS Tech3	GASGAS	2'04.359	13	13	5.079 0.705	216.4
19	12 Jacob ROULSTONE	AUS	Red Bull GASGAS Tech3	GASGAS	2'05.104	15	15	5.824 0.745	217.3
20	72 Taiyo FURUSATO	JPN	Honda Team Asia	HONDA	2'05.984	12	12	6.704 0.880	215.1
21	85 Xabi ZURUTUZA	SPA	Red Bull KTM Ajo	KTM	2'06.374	12	13	7.094 0.390	216.0
22	10 Nicola CARRARO	ITA	LEVELUP - MTA	KTM	2'06.503	12	14	7.223 0.129	215.5
23	82 Stefano NEPA	ITA	LEVELUP - MTA	KTM	2'06.571	14	14	7.291 0.068	213.4
24	32 Rei WAKAMATSU	JPN	FleetSafe Honda - MLav Racing	HONDA	2'07.728	15	15	8.448 1.157	210.9
25	5 Tatchakorn BUASRI	THA	Honda Team Asia	HONDA	2'10.432	11	15	11.152 2.704	210.9
26	24 Tatsuki SUZUKI	JPN	Liqui Moly Husqvarna Intact GP	HUSQVARNA	2'11.310	7	10	12.030 0.878	218.1

Practice condition: Dry

Air: 23°

Humidity: 93%

Ground: 25°

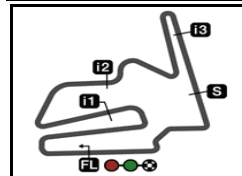
Fastest Lap:	Lap: 10	David ALONSO	1'59.280	144.8 Km/h
Best Race Lap:	2023	Ayumu SASAKI	1'57.064	147.6 Km/h
All-Time Lap Record:	2023	Jaume MASIA	1'56.148	148.8 Km/h

The results are provisional until the end of the limit for protest and appeals.

Time limit for protest expires 60' after publication of the results - Time:

These data/results cannot be reproduced, stored and/or transmitted in whole or in part by any manner of electronic, mechanical, photocopying, recording, broadcasting or otherwise now known or herein after developed without the previous express consent by the copyright owner, except for reproduction in daily press and regular printed publications on sale to the public within 60 days of the event related to those data/results and always provided that copyright symbol appears together as follows below.

© DORNA, 2024



MOTUL GRAND PRIX OF JAPAN

Free Practice

Top Speed & Average

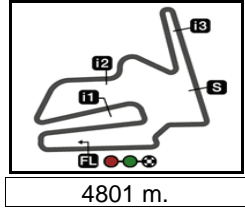
4



Rider	Nation	Motorcycle	Top 5 speeds					Average	Top
95 Collin VEIJER	NED	HUSQVARNA	220.8	217.3	216.4	216.4	213.4	216.3	220.8
99 Jose Antonio RUEDA	SPA	KTM	220.8	217.7	217.3	216.4	216.0	217.4	220.8
80 David ALONSO	COL	CFMOTO	218.6	218.6	217.7	216.4	216.0	217.5	218.6
18 Matteo BERTELLE	ITA	HONDA	218.1	216.0	215.5	215.1	215.1	216.0	218.1
22 David ALMANSA	SPA	HONDA	218.1	217.7	217.7	217.3	217.3	217.5	218.1
24 Tatsuki SUZUKI	JPN	HUSQVARNA	218.1	216.8	212.1	212.1	211.7	213.5	218.1
78 Joel ESTEBAN	SPA	CFMOTO	217.7	217.3	217.3	217.3	216.8	217.3	217.7
6 Ryusei YAMANAKA	JPN	KTM	217.3	217.3	216.4	215.1	215.1	216.2	217.3
12 Jacob ROULSTONE	AUS	GASGAS	217.3	216.0	216.0	214.7	214.7	215.6	217.3
19 Scott OGDEN	GBR	HONDA	217.3	215.5	215.5	214.7	214.2	215.4	217.3
36 Angel PIQUERAS	SPA	HONDA	217.3	215.5	215.5	215.1	213.8	215.4	217.3
48 Ivan ORTOLA	SPA	KTM	217.3	217.3	216.8	215.5	213.0	216.0	217.3
64 David MUÑOZ	SPA	KTM	217.3	217.3	217.3	216.4	215.5	216.8	217.3
31 Adrian FERNANDEZ	SPA	HONDA	216.8	216.4	216.4	216.0	216.0	216.3	216.8
54 Riccardo ROSSI	ITA	KTM	216.8	216.4	216.4	216.0	215.5	216.2	216.8
55 Noah DETTWILER	SWI	KTM	216.8	216.0	216.0	216.0	215.1	216.0	216.8
66 Joel KELSO	AUS	KTM	216.4	215.5	215.5	215.1	215.1	215.5	216.4
96 Daniel HOLGADO	SPA	GASGAS	216.4	216.0	215.1	214.2	213.8	215.1	216.4
85 Xabi ZURUTUZA	SPA	KTM	216.0	215.5	215.1	215.1	214.7	215.3	216.0
10 Nicola CARRARO	ITA	KTM	215.5	215.1	214.2	214.2	213.8	214.4	215.5
72 Taiyo FURUSATO	JPN	HONDA	215.1	213.4	213.0	213.0	213.0	213.5	215.1
7 Filippo FARIOLI	ITA	HONDA	214.7	213.0	213.0	213.0	212.5	213.2	214.7
82 Stefano NEPA	ITA	KTM	213.4	213.4	213.0	213.0	213.0	213.1	213.4
58 Luca LUNETTA	ITA	HONDA	213.0	212.5	211.3	210.5	210.1	211.1	213.0
5 Tatchakorn BUASRI	THA	HONDA	210.9	210.5	209.3	208.8	208.8	209.4	210.9
32 Rei WAKAMATSU	JPN	HONDA	210.9	210.1	209.7	209.7	209.3	209.8	210.9

These data/results cannot be reproduced, stored and/or transmitted in whole or in part by any manner of electronic, mechanical, photocopying, recording, broadcasting or otherwise now known or herein after developed without the previous express consent by the copyright owner, except for reproduction in daily press and regular printed publications on sale to the public within 60 days of the event related to those data/results and always provided that copyright symbol appears together as follows below.

© DORNA, 2024



MOTUL GRAND PRIX OF JAPAN
Free Practice
Chronological Analysis of Performances

5

* Lap / Sector time cancelled T1 Time from finish line to 1st intermediate T3 Time from 2nd intermed. to 3rd intermed.
P Crossing the finish line in pit lane T2 Time from 1st intermed. to 2nd intermed. T4 Time from 3rd intermediate to finish line

Lap	Lap Time	T1	T2	T3	T4	Speed	Lap	Lap Time	T1	T2	T3	T4	Speed							
1st 80 David ALONSO CFMOTO Gaviota Asp COL Runs=2 Total laps=12 Full laps=9 Valid laps=9							1	3'28.337	38.183	26.678	36.688	37.947	212.5	2	2'12.447	33.943	25.798	35.903	36.803	212.5
1	4'09.324	38.416	27.738	37.405	37.860	212.1	3	2'12.853	34.395	25.737	35.789	36.932	212.5	4	2'11.546	33.714	25.475	35.618	36.739	212.5
2	2'13.373	34.234	26.158	36.081	36.900	213.4	5	2'11.518	33.638	25.385	35.829	36.666	212.1	6	2'04.168 P	33.559	25.566	36.599	28.444	211.3
3	2'11.870	33.792	25.604	35.809	36.665	213.8	7	2'07.268 P	39.005	25.664	35.266	27.333	213.0	8	2'08.874	35.757	24.626	33.749	34.742	215.5
4	2'09.861	33.342	25.232	35.200	36.087	214.7	9	2'01.545	31.007	23.775	32.581	34.182	217.3	10	2'00.217	30.484	23.447	32.278	34.008	216.8
5	2'03.511 P	33.276	25.408	35.770	29.057	212.1	11	1'59.707	30.452	23.298	32.376	33.581	217.3							
6	2'17.120	38.143	26.434	35.932	36.611	213.8														
7	2'05.496	32.492	24.494	33.629	34.881	216.4														
8	2'01.748	31.213	23.566	32.820	34.149	217.7														
9	1'59.828	30.606	23.196	32.283	33.743	218.6														
10	1'59.280	30.598	23.057	32.180	33.445	218.6														
11	2'07.373	32.320	25.499	34.203	35.351	214.7														
12	2'01.778	31.041	24.056	32.781	33.900	216.0														
2nd 66 Joel KELSO BOE Motorsports AUS Runs=2 Total laps=11 Full laps=9 Valid laps=9																				
1	3'03.479 P	39.652	27.792	37.251	30.391	210.5														
2	2'16.398	38.330	25.813	35.854	36.401	214.7														
3	2'06.130	32.551	24.159	34.181	35.239	215.1														
4	2'04.879	31.889	23.966	33.771	35.253	216.4														
5	2'04.080	31.899	23.922	33.390	34.869	214.2														
6	2'02.576	31.332	23.606	33.079	34.559	214.2														
7	2'02.119	31.403	23.409	33.159	34.148	214.7														
8	2'00.917	30.943	23.381	32.611	33.982	215.1														
9	2'00.140	30.643	23.146	32.499	33.852	215.5														
10	1'59.509	30.449	23.155	32.159	33.746	214.7														
11	1'59.699	30.508	23.209	32.205	33.777	215.5														
3rd 7 Filippo FARIOLI SIC58 Squadra Corse ITA Runs=2 Total laps=12 Full laps=9 Valid laps=9																				
1	3'02.713	38.671	26.635	36.703	37.637	210.1														
2	2'13.782	34.362	25.904	36.384	37.132	210.5														
3	2'13.613	34.849	25.686	35.854	37.224	209.3														
4	2'13.079	34.229	25.899	35.671	37.280	208.4														
5	2'03.204 P	33.973	25.516	35.903	27.812	209.7														
6	2'10.109	35.674	24.832	34.016	35.587	211.7														
7	2'04.764	32.342	24.171	33.224	35.027	212.5														
8	2'02.094	31.318	23.886	32.505	34.385	213.0														
9	2'00.662	30.870	23.429	32.320	34.043	213.0														
10	2'00.005	30.357	23.302	32.387	33.959	214.7														
11	2'02.073	30.977	24.270	32.669	34.157	211.7														
12	1'59.555	30.692	23.301	31.914	33.648	213.0														
4th 48 Ivan ORTOLA MT Helmets - MSI SPA Runs=3 Total laps=11 Full laps=7 Valid laps=7																				
1	3'03.639	39.955	27.626	37.630	37.842	209.7														
2	2'13.488	34.319	25.674	36.378	37.117	216.0														
5th 64 David MUÑOZ BOE Motorsports SPA Runs=3 Total laps=9 Full laps=5 Valid laps=5							1	3'02.641	38.081	26.572	36.122	37.287	212.5	2	2'14.288	34.244	25.880	37.006	37.158	214.2
							3	2'06.629 P	34.565	26.110	37.647	28.307	206.8	4	2'07.746 P	37.272	26.474	36.099	27.901	210.9
							5	2'08.628	35.830	24.957	33.429	34.412	217.3	6	2'02.663	31.906	23.844	32.815	34.098	217.3
							7	2'00.889	31.304	23.639	32.248	33.698	215.5	8	2'00.285	30.856	23.404	32.016	34.009	216.4
							9	1'59.779	30.702	23.434	32.016	33.627	217.3							
6th 31 Adrian FERNANDEZ Leopard Racing SPA Runs=2 Total laps=15 Full laps=12 Valid laps=12							1	3'21.479	38.440	27.021	36.672	37.720	213.8	2	2'11.218	33.927	25.557	35.157	36.577	213.8
							3	2'10.327	33.448	25.190	34.998	36.691	212.5	4	2'08.980	33.082	25.057	34.739	36.102	214.2
							5	2'08.939	33.045	24.987	34.634	36.273	213.4	6	2'09.070	33.180	24.883	34.891	36.116	212.5
							7	2'08.095	32.727	24.758	34.575	36.035	213.4	8	2'07.271	32.480	24.634	34.572	35.585	212.5
							9	2'00.230 P	32.821	24.813	34.894	27.702	213.0	10	2'14.450	38.650	25.401	34.547	35.852	216.4
							11	2'03.703	31.674	23.956	33.363	34.710	216.4	12	2'02.325	31.078	23.683	33.066	34.498	216.0
							13	2'01.319	30.772	23.568	32.815	34.164	216.0	14	2'00.195	30.616	23.439	32.261	33.879	215.5
							15	1'59.795	30.483	23.272	32.245	33.795	216.8							
7th 54 Riccardo ROSSI CIP Green Power ITA Runs=2 Total laps=13 Full laps=10 Valid laps=10							1	3'03.639	39.955	27.626	37.630	37.842	209.7							
							2	2'13.488	34.319	25.674	36.378	37.117	216.0							

Fastest Lap: David ALONSO CFMOTO Gaviota Asp COL **1'59.280** 30.598 23.057 32.180 33.445

These data/results cannot be reproduced, stored and/or transmitted in whole or in part by any manner of electronic, mechanical, photocopying, recording, broadcasting or otherwise now known or herein after developed without the previous express consent by the copyright owner, except for reproduction in daily press and regular printed publications on sale to the public within 60 days of the event related to those data/results and always provided that copyright symbol appears together as follows below.
© DORNA, 2024



Free Practice

Moto3

Lap	Lap Time	T1	T2	T3	T4	Speed	Lap	Lap Time	T1	T2	T3	T4	Speed
3	2'16.442	34.652	26.453	37.355	37.982	210.1	11	2'04.540	32.938	24.269	32.808	34.525	210.9
4	2'12.782	34.205	25.463	36.110	37.004	210.9	11th 78 Joel ESTEBAN CFMOTO Gaviota Asp SPA						
5	2'11.224	33.734	25.145	35.753	36.592	212.1	Runs=2 Total laps=14 Full laps=11 Valid laps=11						
6	2'12.999 P	36.849	27.318	38.603	30.229	200.3	1	2'50.627	40.406	28.127	37.756	38.622	209.7
7	2'16.653	37.703	26.137	36.331	36.482	212.1	2	2'14.107	34.447	26.334	36.277	37.049	213.8
8	2'05.682	31.979	24.250	34.145	35.308	215.1	3	2'12.947	33.982	25.954	36.176	36.835	213.0
9	2'03.289	31.395	23.852	33.318	34.724	215.5	4	2'11.943	33.901	25.529	35.781	36.732	214.2
10	2'03.117	31.337	23.799	33.291	34.690	216.4	5	2'11.189	33.761	25.413	35.524	36.491	215.1
11	2'01.217	30.776	23.497	32.736	34.208	216.8	6	2'12.548	33.445	25.489	36.574	37.040	211.7
12	2'00.169	30.561	23.108	32.515	33.985	216.4	7	2'01.384 P	33.521	25.263	35.362	27.238	213.8
13	2'09.078	30.927	27.400	34.167	36.584	205.7	8	2'14.293	36.234	26.344	35.552	36.163	215.5
	PIT	31.338	25.022	34.412	28.920	206.8	9	2'06.633	32.401	24.998	34.016	35.218	216.8
8th 18 Matteo BERTELLE Kopron Rivacold Snip ITA							10	2'04.680	31.664	24.793	33.509	34.714	217.3
Runs=2 Total laps=15 Full laps=12 Valid laps=12							11	2'02.783	31.306	24.209	33.010	34.258	217.7
1	2'55.630	38.925	26.817	36.969	37.450	211.7	12	2'01.366	31.045	23.825	32.589	33.907	217.3
2	2'12.458	34.204	25.823	36.068	36.363	213.4	13	2'02.789	31.562	24.235	32.784	34.208	216.0
3	2'11.534	33.594	25.421	35.794	36.725	215.1	14	2'00.677	30.697	23.854	32.287	33.839	217.3
4	2'11.542	33.710	25.673	35.712	36.447	213.4	12th 22 David ALMANSA Kopron Rivacold Snip SPA						
5	2'10.919	33.377	25.389	35.679	36.474	216.0	Runs=2 Total laps=13 Full laps=10 Valid laps=10						
6	2'10.898	33.390	25.525	35.515	36.468	213.0	1	2'55.907	40.493	27.431	37.133	37.046	215.5
7	2'10.486	33.280	25.325	35.502	36.379	212.1	2	2'12.570	34.099	25.893	36.008	36.570	217.3
8	2'11.596	34.215	25.824	35.274	36.283	214.7	3	2'11.192	33.505	25.225	35.877	36.585	218.1
9	2'01.485 P	33.246	25.326	35.284	27.629	213.0	4	2'11.925	33.840	25.926	35.798	36.361	215.5
10	2'12.852	36.617	25.596	35.073	35.566	213.4	5	2'10.271	33.265	25.171	35.657	36.178	215.5
11	2'05.212	32.124	24.591	33.625	34.872	213.8	6	2'09.698	33.236	25.087	35.353	36.022	214.2
12	2'03.287	31.525	24.208	33.215	34.339	218.1	7	2'09.048	33.008	24.984	35.008	36.048	217.3
13	2'03.066	31.004	25.055	32.791	34.216	214.2	8	2'01.395 P	33.141	25.094	35.310	27.850	216.0
14	2'04.625	32.482	24.818	33.170	34.155	215.1	9	2'14.489	37.766	25.947	35.396	35.380	217.3
15	2'00.367	30.716	23.578	32.275	33.798	215.5	10	2'04.727	32.105	24.335	33.702	34.585	217.7
9th 95 Collin VEIJER Liqui Moly Husqvarna NED							11	2'02.497	31.568	23.620	33.043	34.266	217.7
Runs=2 Total laps=10 Full laps=7 Valid laps=7							12	2'01.639	31.108	23.708	32.831	33.992	217.3
1	4'18.584	39.006	27.757	37.795	38.533	211.7	13	2'00.738	30.986	23.309	32.651	33.792	216.8
2	2'14.894	34.823	26.216	36.593	37.262	212.5	13th 19 Scott OGDEN FleetSafe Honda - ML GBR						
3	2'12.958	33.965	25.668	36.172	37.153	212.5	Runs=2 Total laps=13 Full laps=10 Valid laps=10						
4	2'12.189	34.000	25.442	36.030	36.717	213.4	1	3'13.929	38.341	26.943	36.904	37.934	211.7
5	2'10.997	33.639	25.259	35.658	36.441	213.4	2	2'13.193	34.004	26.093	35.701	37.395	212.1
6	2'04.383 P	33.491	25.171	36.101	29.620	194.5	3	2'12.383	33.992	25.983	35.291	37.117	211.7
7	2'10.473	36.085	24.960	34.502	34.926	216.4	4	2'11.864	33.936	25.685	35.325	36.918	211.3
8	2'02.774	31.505	23.774	33.281	34.214	217.3	5	2'11.376	33.612	25.694	35.402	36.668	212.1
9	2'01.066	30.897	23.300	32.959	33.910	216.4	6	2'11.024	33.572	25.454	35.400	36.598	211.3
10	2'00.389	30.479	23.087	32.506	34.317	220.8	7	2'05.509 P	34.667	26.397	35.946	28.499	207.6
10th 36 Angel PIQUERAS Leopard Racing SPA							8	2'14.077	36.563	25.294	36.452	35.768	213.4
Runs=2 Total laps=11 Full laps=8 Valid laps=8							9	2'07.364	34.085	24.308	33.660	35.311	217.3
1	5'18.492	50.545	27.796	38.922	37.674	211.3	10	2'04.375	31.564	24.087	33.761	34.963	215.5
2	2'12.502	34.098	25.834	36.009	36.561	213.4	11	2'02.523	31.214	23.793	32.971	34.545	214.2
3	2'10.000	33.439	25.245	34.923	36.393	212.5	12	2'05.784	31.691	25.022	34.045	35.026	214.7
4	2'08.516	32.937	24.993	34.734	35.852	213.8	13	2'01.146	30.855	23.588	32.591	34.112	215.5
5	1'59.177 P	32.899	24.826	35.270	26.182	209.7	14th 6 Ryusei YAMANAKA MT Helmets - MSI JPN						
6	2'16.075	38.400	26.107	35.509	36.059	213.0	Runs=2 Total laps=14 Full laps=11 Valid laps=11						
7	2'06.038	32.562	24.621	33.720	35.135	215.1	1	2'50.183	38.674	26.653	37.485	37.490	215.1
8	2'02.772	31.543	23.999	32.871	34.359	215.5	2	2'14.128	34.360	26.079	36.523	37.166	211.7
9	2'01.521	31.130	23.781	32.607	34.003	217.3	3	2'15.326	34.007	26.260	37.315	37.744	212.5
10	2'00.651	30.726	23.387	32.555	33.983	215.5							

Fastest Lap: David ALONSO CFMOTO Gaviota Asp COL 1'59.280 30.598 23.057 32.180 33.445

These data/results cannot be reproduced, stored and/or transmitted in whole or in part by any manner of electronic, mechanical, photocopying, recording, broadcasting or otherwise now known or herein after developed without the previous express consent by the copyright owner, except for reproduction in daily press and regular printed publications on sale to the public within 60 days of the event related to those data/results and always provided that copyright symbol appears together as follows below.
© DORNA, 2024

Free Practice

Moto3

Lap	Lap Time	T1	T2	T3	T4	Speed	Lap	Lap Time	T1	T2	T3	T4	Speed
4	2'14.560	34.637	25.902	36.364	37.657	210.5	11	2'15.353	38.259	26.040	35.154	35.900	212.5
5	2'14.045	34.185	25.956	36.459	37.445	215.1	12	2'03.654	31.625	23.934	33.256	34.839	213.0
6	2'14.014	34.027	26.727	36.111	37.149	213.0		PIT	35.163	32.514	41.332	36.317	113.0
7	2'12.672	33.859	25.717	36.000	37.096	212.5							
8	2'12.834	33.957	25.658	36.548	36.671	213.0							
9	2'12.302	33.820	25.468	36.096	36.918	212.5							
10	2'03.321 P	33.667	25.516	35.956	28.182	210.1							
11	2'10.945	35.228	25.085	34.759	35.873	199.2							
12	2'03.565	31.448	24.318	33.343	34.456	217.3							
13	2'05.074	31.952	25.179	33.658	34.285	216.4							
14	2'01.666	30.922	23.784	32.824	34.136	217.3							
15th	99	Jose Antonio RUED		Red Bull KTM Ajo		SPA	Runs=2	Total laps=12	Full laps=9	Valid laps=9			
1	2'50.779	39.383	26.931	37.343	37.768	216.4	9	2'01.099 P	32.818	25.177	34.774	28.330	214.2
2	2'13.668	34.471	26.038	36.220	36.939	213.8	10	2'13.055	36.450	25.788	34.915	35.902	213.4
3	2'12.921	33.942	26.088	36.124	36.767	213.0	11	2'05.742	31.853	24.237	34.047	35.605	216.4
4	2'11.628	33.643	25.443	35.919	36.623	213.8	12	2'13.292	35.303	26.266	35.997	35.726	215.1
5	2'11.106	33.643	25.570	35.607	36.286	216.0	13	2'04.359	31.788	24.340	33.489	34.742	216.0
6	2'10.311	33.384	25.155	35.507	36.265	213.4							
7	2'10.032	33.278	25.190	35.389	36.175	216.0							
8	2'09.235	33.036	25.026	35.269	35.904	215.1							
9	2'02.823 P	34.243	25.396	35.846	27.338	213.4							
10	2'09.961	35.703	24.949	34.358	34.951	217.7							
11	2'02.320	31.531	23.877	32.892	34.020	220.8							
12	2'05.577	31.191	24.652	32.982	36.752	217.3							
16th	55	Noah DETTWILER		CIP Green Power		SWI	Runs=2	Total laps=14	Full laps=11	Valid laps=11			
1	2'56.822	40.364	27.449	37.004	37.510	213.8							
2	2'12.841	34.357	25.973	35.650	36.861	216.0							
3	2'12.095	34.128	25.737	35.570	36.660	213.0							
4	2'11.383	33.812	25.348	35.675	36.548	215.1							
5	2'11.019	33.761	25.259	35.314	36.685	213.8							
6	2'10.148	33.432	25.301	35.107	36.308	213.4							
7	2'10.213	33.667	25.115	35.095	36.336	214.7							
8	2'09.688	33.340	25.342	34.907	36.099	213.8							
9	2'00.723 P	33.348	25.006	34.842	27.527	214.7							
10	2'12.327	36.278	25.413	34.897	35.739	214.2							
11	2'05.675	32.607	24.535	33.633	34.900	216.8							
12	2'04.113	31.708	24.261	33.315	34.829	216.0							
13	2'03.893	31.641	24.213	33.149	34.890	214.7							
14	2'03.261	31.583	24.106	33.126	34.446	216.0							
17th	58	Luca LUNETTA		SIC58 Squadra Corse		ITA	Runs=2	Total laps=12	Full laps=9	Valid laps=9			
1	2'51.311	41.706	28.241	38.345	38.852	209.3							
2	2'14.204	34.739	25.948	36.175	37.342	210.5							
3	2'13.397	34.162	25.757	36.225	37.253	210.1							
4	2'13.566	34.242	26.097	36.134	37.093	211.3							
5	2'13.511	34.343	25.907	36.080	37.181	210.1							
6	2'14.686	34.146	25.794	36.055	38.691	209.7							
7	2'12.770	34.064	25.705	35.751	37.250	210.1							
8	2'11.655	33.819	25.448	35.576	36.812	209.7							
9	2'10.732	33.480	25.248	35.311	36.693	209.7							
10	2'07.230 P	34.741	26.410	37.162	28.917	204.5							
18th	96	Daniel HOLGADO		Red Bull GASGAS Te		SPA	Runs=2	Total laps=13	Full laps=10	Valid laps=10			
1	6'05.809	37.603	26.788	36.927	37.736	210.5							
2	2'14.677	34.359	26.151	36.573	37.594	210.9							
3	2'12.399	34.180	25.659	35.528	37.032	213.0							
4	2'10.853	33.489	25.417	35.244	36.703	213.8							
5	2'14.037	35.148	25.580	36.503	36.806	211.7							
6	2'10.075	33.446	25.283	35.036	36.310	213.0							
7	2'09.528	33.148	25.126	35.004	36.250	212.5							
8	2'09.168	33.000	25.022	34.963	36.183	213.0							
9	2'01.099 P	32.818	25.177	34.774	28.330	214.2							
10	2'13.055	36.450	25.788	34.915	35.902	213.4							
11	2'05.742	31.853	24.237	34.047	35.605	216.4							
12	2'13.292	35.303	26.266	35.997	35.726	215.1							
13	2'04.359	31.788	24.340	33.489	34.742	216.0							
19th	12	Jacob ROULSTONE		Red Bull GASGAS Te		AUS	Runs=2	Total laps=15	Full laps=12	Valid laps=12			
1	2'53.168	40.862	27.893	38.341	38.740	212.1							
2	2'16.347	35.437	26.698	36.984	37.228	217.3							
3	2'12.843	34.032	25.675	36.089	37.047	214.7							
4	2'11.918	33.834	25.395	35.511	37.178	214.7							
5	2'13.505	34.156	25.736	36.253	37.360	212.5							
6	2'12.501	33.755	25.590	35.665	37.491	214.2							
7	2'11.763	33.731	25.488	35.427	37.117	211.3							
8	2'10.987	33.355	25.394	35.488	36.750	210.9							
9	2'16.182	33.266	25.154	37.968	39.794	205.7							
10	2'10.387	33.199	25.330	35.316	36.542	211.3							
11	2'09.626	33.019	25.109	34.995	36.503	210.9							
12	2'01.436 P	33.082	25.375	35.369	27.610	210.9							
13	2'15.346	38.018	27.306	34.288	35.734	216.0							
14	2'11.579	32.482	28.725	34.439	35.933	216.0							
15	2'05.104	31.790	24.553	33.770	34.991	214.7							
20th	72	Taiyo FURUSATO		Honda Team Asia		JPN	Runs=2	Total laps=12	Full laps=9	Valid laps=8			
1	3'52.760	37.973	26.174	36.027	37.406	212.1							
2	2'20.088	42.566	25.957	35.316	36.249	212.5							
3	2'09.381 *	33.56*	25.063	34.854	35.897	213.0							
4	2'08.553	33.139	24.877	34.627	35.910	212.5							
5	2'04.012 P	33.868	25.620	35.419	29.105	211.7							
6	2'12.481	36.588	25.170	34.621	36.102	212.5							
7	2'07.941	32.745	24.910	34.471	35.815	213.4							
8	2'07.623	32.507	24.797	34.474	35.845	213.0							
9	2'06.616	32.320	24.569	34.092	35.635	212.5							
10	2'06.159	32.261	24.426	34.083	35.389	213.0							
11	2'06.244	32.130	24.393	34.367	35.354	212.5							
12	2'05.984	32.122	24.354	34.186	35.322	215.1							
	PIT	33.311	25.988	34.720	28.943	188.4							

Fastest Lap: David ALONSO CFMOTO Gaviota Asp COL **1'59.280** 30.598 23.057 32.180 33.445

These data/results cannot be reproduced, stored and/or transmitted in whole or in part by any manner of electronic, mechanical, photocopying, recording, broadcasting or otherwise now known or herein after developed without the previous express consent by the copyright owner, except for reproduction in daily press and regular printed publications on sale to the public within 60 days of the event related to those data/results and always provided that copyright symbol appears together as follows below.
© DORNA, 2024

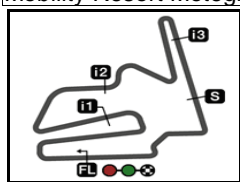
Free Practice

Moto3

Lap	Lap Time	T1	T2	T3	T4	Speed	Lap	Lap Time	T1	T2	T3	T4	Speed		
21st	85	Xabi ZURUTUZA				Red Bull KTM Ajo	SPA	3	2'14.621	34.930	25.835	36.300	37.556	208.8	
		Runs=2	Total laps=13	Full laps=10	Valid laps=9		4	2'13.464	34.224	25.763	35.872	37.605	209.3		
1	2'57.559	39.249	26.339	36.230	36.768	214.7	5	2'12.064	33.972	25.451	35.666	36.975	209.7		
2	2'10.765	33.689	25.402	35.443	36.231	216.0	6	2'12.361	33.927	25.881	35.652	36.901	209.3		
3	2'10.661	33.504	25.120	35.463	36.574	215.1	7	2'11.779	33.844	25.567	35.568	36.800	208.8		
4	2'10.285	33.364	25.231	35.398	36.292	215.5	8	2'10.753	33.552	25.347	35.323	36.531	208.8		
5	2'10.388	33.424	25.325	35.501	36.138	213.0	9	2'14.129	37.157	25.502	35.158	36.312	208.8		
6	2'10.265	33.280	25.315	35.398	36.272	212.5	10	2'11.131	34.423	25.194	35.160	36.354	208.8		
7	2'09.686	33.069	25.172	35.440	36.005	213.0	11	2'08.947	33.093	25.006	34.811	36.037	208.8		
8	2'08.818	32.805	24.869	35.153	35.991	213.4	12	2'10.018 P	33.439	29.641	36.205	30.733	186.2		
9	2'05.506 P	35.963	25.510	36.144	27.889	213.0	13	2'14.680	37.733	25.686	35.274	35.987	210.9		
10	2'12.528	35.583	24.838	36.122	35.985	212.1	14	2'09.720	33.013	26.091	34.667	35.949	210.1		
11	2'07.691 *	32.270	24.695	34.405*	36.321	213.4	15	2'07.728	32.737	24.807	34.529	35.655	209.7		
12	2'06.374	32.140	24.516	34.315	35.403	213.8									
13	2'09.202	32.122	24.376	36.286	36.418	189.4									
	PIT	32.187	24.406	34.180	26.650	215.1									
22nd	10	Nicola CARRARO				LEVELUP - MTA	ITA								
		Runs=2	Total laps=14	Full laps=11	Valid laps=10										
1	3'28.957	40.861	28.450	37.586	39.604	211.7									
2	2'14.302	34.813	26.221	35.725	37.543	213.4									
3	2'12.280	34.025	25.747	35.413	37.095	213.8									
4	2'12.170	34.026	25.869	35.342	36.933	213.0									
5	2'12.105	33.924	25.756	35.480	36.945	214.2									
6	2'11.242	33.803	25.503	35.298	36.638	213.4									
7	2'04.842 P	34.452	25.428	35.341	29.621	213.0									
8	2'16.629	38.502	25.557	36.244	36.326	213.0									
9	2'08.878	33.019	25.069	34.652	36.138	213.8									
10	2'09.254	32.936	24.815	35.595	35.908	213.0									
11	2'07.275	32.686	24.682	34.277	35.630	214.2									
12	2'06.503	32.496	24.685	34.015	35.307	215.5									
13	2'08.188 *	32.63*	24.708	34.971	35.877	212.5									
14	2'07.445	32.838	24.712	34.252	35.643	215.1									
23rd	82	Stefano NEPA				LEVELUP - MTA	ITA	1	3'26.063	37.592	27.603	36.782	37.308	211.7	
		Runs=1	Total laps=14	Full laps=13	Valid laps=13		2	2'14.554	34.569	25.758	36.793	37.434	210.5		
1	3'41.015	38.977	27.334	36.913	37.184	211.3	3	2'14.109	34.907	25.741	36.470	36.991	211.7		
2	2'11.860	34.160	25.566	35.660	36.474	212.1	4	2'09.093 P	34.444	26.002	38.462	30.185	194.5		
3	2'10.132	33.556	25.155	35.186	36.235	212.1	5	2'17.365	37.920	26.299	36.366	36.780	210.5		
4	2'09.558	33.311	25.225	35.149	35.873	212.1	6	2'12.155	34.201	25.603	35.712	36.639	212.1		
5	2'09.457	33.360	25.130	35.034	35.933	212.1	7	2'11.310	33.884	25.418	35.612	36.396	212.1		
6	2'09.281	33.241	25.000	35.029	36.011	213.0	8	2'02.415 P	33.492	25.151	35.588	28.184	211.7		
7	2'08.815	33.298	24.870	34.776	35.871	212.5	9	2'10.951	36.656	24.341	35.499	34.455	218.1		
8	2'08.374	33.015	24.884	34.758	35.717	212.5	10	2'01.038 *	30.90*	23.630	32.454	34.046	216.8		
9	2'08.202	33.207	24.780	34.652	35.563	213.0									
10	2'07.969	33.005	24.736	34.580	35.648	213.0									
11	2'07.246	32.918	24.698	34.312	35.318	213.0									
12	2'07.004	32.721	24.606	34.299	35.378	213.4									
13	2'06.843	32.815	24.591	34.115	35.322	213.4									
14	2'06.571	32.590	24.444	34.154	35.383	212.5									
	PIT	37.525	26.932	36.916	27.239	212.1									
24th	32	Rei WAKAMATSU				FleetSafe Honda - ML	JPN								
		Runs=2	Total laps=15	Full laps=12	Valid laps=12										
1	3'38.308	44.288	28.548	38.714	38.654	209.3									
2	2'16.044	35.471	26.338	36.594	37.641	208.8									

Fastest Lap: David ALONSO CFMOTO Gaviota Asp COL **1'59.280** 30.598 23.057 32.180 33.445

These data/results cannot be reproduced, stored and/or transmitted in whole or in part by any manner of electronic, mechanical, photocopying, recording, broadcasting or otherwise now known or herein after developed without the previous express consent by the copyright owner, except for reproduction in daily press and regular printed publications on sale to the public within 60 days of the event related to those data/results and always provided that copyright symbol appears together as follows below.
© DORNA, 2024



MOTUL GRAND PRIX OF JAPAN

Free Practice

Best Partial Times


IT Ideal Lap Time, sum of the best partial times

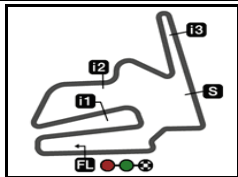
BT Best Lap Time

T1		T2		T3		T4				IT	BT	
Pos	Rider	Time	Rider	Time	Rider	Time	Rider	Time	Pos	Rider	IT	BT
1	F.FARIOLI	30.357	D.ALONSO	23.057	F.FARIOLI	31.914	D.ALONSO	33.445	1	F.FARIOLI	1'59.220	1'59.555 (3)
2	J.KELSO	30.449	C.VEIJER	23.087	D.MUÑOZ	32.016	I.ORTOLA	33.581	2	D.ALONSO	1'59.280	1'59.280 (1)
3	I.ORTOLA	30.452	R.ROSSI	23.108	J.KELSO	32.159	D.MUÑOZ	33.627	3	J.KELSO	1'59.500	1'59.509 (2)
4	C.VEIJER	30.479	J.KELSO	23.146	D.ALONSO	32.180	F.FARIOLI	33.648	4	I.ORTOLA	1'59.609	1'59.707 (4)
5	A.FERNANDEZ	30.483	A.FERNANDEZ	23.272	A.FERNANDEZ	32.245	J.KELSO	33.746	5	D.MUÑOZ	1'59.749	1'59.779 (5)
6	R.ROSSI	30.561	I.ORTOLA	23.298	M.BERTELLE	32.275	D.ALMANSA	33.792	6	A.FERNANDEZ	1'59.795	1'59.795 (6)
7	D.ALONSO	30.598	F.FARIOLI	23.301	I.ORTOLA	32.278	A.FERNANDEZ	33.795	7	C.VEIJER	1'59.982	2'00.389 (9)
8	J.ESTEBAN	30.697	D.ALMANSA	23.309	J.ESTEBAN	32.287	M.BERTELLE	33.798	8	R.ROSSI	2'00.169	2'00.169 (7)
9	D.MUÑOZ	30.702	A.PIQUERAS	23.387	T.SUZUKI	32.454	J.ESTEBAN	33.839	9	M.BERTELLE	2'00.367	2'00.367 (8)
10	M.BERTELLE	30.716	D.MUÑOZ	23.404	C.VEIJER	32.506	C.VEIJER	33.910	10	J.ESTEBAN	2'00.648	2'00.677 (11)
11	A.PIQUERAS	30.726	M.BERTELLE	23.578	R.ROSSI	32.515	A.PIQUERAS	33.983	11	A.PIQUERAS	2'00.651	2'00.651 (10)
12	S.OGDEN	30.855	S.OGDEN	23.588	A.PIQUERAS	32.555	R.ROSSI	33.985	12	D.ALMANSA	2'00.738	2'00.738 (12)
13	R.YAMANAKA	30.922	T.SUZUKI	23.630	S.OGDEN	32.591	J.RUEDA	34.020	13	S.OGDEN	2'01.146	2'01.146 (13)
14	D.ALMANSA	30.986	R.YAMANAKA	23.784	D.ALMANSA	32.651	T.SUZUKI	34.046	14	R.YAMANAKA	2'01.666	2'01.666 (14)
15	J.RUEDA	31.191	J.ESTEBAN	23.825	R.YAMANAKA	32.824	S.OGDEN	34.112	15	J.RUEDA	2'01.980	2'02.320 (15)
16	N.DETTWILER	31.583	J.RUEDA	23.877	J.RUEDA	32.892	R.YAMANAKA	34.136	16	N.DETTWILER	2'03.261	2'03.261 (16)
17	L.LUNETTA	31.625	L.LUNETTA	23.934	N.DETTWILER	33.126	N.DETTWILER	34.446	17	T.SUZUKI	2'03.622	2'11.310 (26)
18	D.HOLGADO	31.788	N.DETTWILER	24.106	L.LUNETTA	33.256	D.HOLGADO	34.742	18	L.LUNETTA	2'03.654	2'03.654 (17)
19	J.ROULSTONE	31.790	D.HOLGADO	24.237	D.HOLGADO	33.489	L.LUNETTA	34.839	19	D.HOLGADO	2'04.256	2'04.359 (18)
20	F.FURUSATO	32.122	T.FURUSATO	24.354	J.ROULSTONE	33.770	J.ROULSTONE	34.991	20	J.ROULSTONE	2'05.104	2'05.104 (19)
21	X.ZURUTUZA	32.122	X.ZURUTUZA	24.376	N.CARRARO	34.015	N.CARRARO	35.307	21	T.FURUSATO	2'05.881	2'05.984 (20)
22	N.CARRARO	32.496	S.NEPA	24.444	T.FURUSATO	34.083	S.NEPA	35.318	22	X.ZURUTUZA	2'06.216	2'06.374 (21)
23	S.NEPA	32.590	J.ROULSTONE	24.553	S.NEPA	34.115	T.FURUSATO	35.322	23	S.NEPA	2'06.467	2'06.571 (23)
24	W.WAKAMATSU	32.737	N.CARRARO	24.682	X.ZURUTUZA	34.315	X.ZURUTUZA	35.403	24	N.CARRARO	2'06.500	2'06.503 (22)

These data/results cannot be reproduced, stored and/or transmitted in whole or in part by any manner of electronic, mechanical, photocopying, recording, broadcasting or otherwise now known or herein after developed without the previous express consent by the copyright owner, except for reproduction in daily press and regular printed publications on sale to the public within 60 days of the event related to those data/results and always provided that copyright symbol appears together as follows below.
© DORNA, 2024

Mobility Resort Motegi

Results and timing service provided by  **TISSOT**



4801 m.

MOTUL GRAND PRIX OF JAPAN

Free Practice

Best Partial Times

Moto3™

IT Ideal Lap Time, sum of the best partial times

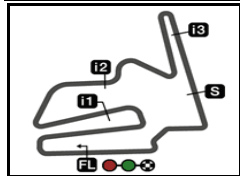
BT Best Lap Time

		T1		T2		T3		T4					
<i>Pos</i>	<i>Rider</i>	<i>Time</i>	<i>Rider</i>	<i>Time</i>	<i>Rider</i>	<i>Time</i>	<i>Rider</i>	<i>Time</i>	<i>Pos</i>	<i>Rider</i>	<i>IT</i>	<i>BT</i>	
25	T.BUASRI	33.419	R.WAKAMATSU	24.807	R.WAKAMATSU	34.529	R.WAKAMATSU	35.655	25	R.WAKAMATS	2'07.728	2'07.728	(24)
26	T.SUZUKI	33.492	T.BUASRI	25.056	T.BUASRI	35.356	T.BUASRI	36.434	26	T.BUASRI	2'10.265	2'10.432	(25)

These data/results cannot be reproduced, stored and/or transmitted in whole or in part by any manner of electronic, mechanical, photocopying, recording, broadcasting or otherwise now known or herein after developed without the previous express consent by the copyright owner, except for reproduction in daily press and regular printed publications on sale to the public within 60 days of the event related to those data/results and always provided that copyright symbol appears together as follows below.
© DORNA, 2024

Official MotoGP Timing by **TISSOT**
www.motogp.com





MOTUL GRAND PRIX OF JAPAN

Free Practice

Fastest Laps Sequence

Practice Time



Rider

Nation

Motorcycle

Time

Km/h

Rider's Lap

5'04.311	6 Ryusei YAMANAKA	JPN	KTM	2'14.128	128.8	2
5'04.447	99 Jose Antonio RUEDA	SPA	KTM	2'13.668	129.3	2
5'08.088	18 Matteo BERTELLE	ITA	HONDA	2'12.458	130.4	2
5'08.324	85 Xabi ZURUTUZA	SPA	KTM	2'10.765	132.1	2
7'18.985	85 Xabi ZURUTUZA	SPA	KTM	2'10.661	132.2	3
7'43.024	31 Adrian FERNANDEZ	SPA	HONDA	2'10.327	132.6	3
8'03.007	82 Stefano NEPA	ITA	KTM	2'10.132	132.8	3
9'40.994	36 Angel PIQUERAS	SPA	HONDA	2'10.000	132.9	3
9'52.004	31 Adrian FERNANDEZ	SPA	HONDA	2'08.980	134.0	4
10'30.782	72 Taiyo FURUSATO	JPN	HONDA	2'08.553	134.4	4
11'49.510	36 Angel PIQUERAS	SPA	HONDA	2'08.516	134.4	4
16'18.108	31 Adrian FERNANDEZ	SPA	HONDA	2'08.095	134.9	7
18'25.379	31 Adrian FERNANDEZ	SPA	HONDA	2'07.271	135.8	8
19'21.131	66 Joel KELSO	AUS	KTM	2'06.130	137.0	3
21'26.010	66 Joel KELSO	AUS	KTM	2'04.879	138.4	4
23'30.090	66 Joel KELSO	AUS	KTM	2'04.080	139.2	5
25'32.666	66 Joel KELSO	AUS	KTM	2'02.576	141.0	6
27'34.785	66 Joel KELSO	AUS	KTM	2'02.119	141.5	7
28'06.793	80 David ALONSO	COL	CFMOTO	2'01.748	141.9	8
29'35.702	66 Joel KELSO	AUS	KTM	2'00.917	142.9	8
30'06.621	80 David ALONSO	COL	CFMOTO	1'59.828	144.2	9
32'05.901	80 David ALONSO	COL	CFMOTO	1'59.280	144.8	10

These data/results cannot be reproduced, stored and/or transmitted in whole or in part by any manner of electronic, mechanical, photocopying, recording, broadcasting or otherwise now known or herein after developed without the previous express consent by the copyright owner, except for reproduction in daily press and regular printed publications on sale to the public within 60 days of the event related to those data/results and always provided that copyright symbol appears together as follows below.

© DORNA, 2024

Official MotoGP Timing by TISSOT
www.motogp.com



Motegi, Friday, October 04, 2024