

MOTUL GRAND PRIX OF JAPAN

Qualifying Results



	Rider	Nation Team	Motorcycle	Time	Lap	Total	Gap	Top Speed
1	31 Pedro ACOSTA	SPA Red Bull GASGAS Tech3	KTM	Q2 1'43.018	7	8		318.5
2	1 Francesco BAGNAIA	ITA Ducati Lenovo Team	DUCATI	Q2 1'43.264	6	8	0.246 0.246	315.7
3	12 Maverick VIÑALES	SPA Aprilia Racing	APRILIA	Q2 1'43.441	6	8	0.423 0.177	315.7
4	23 Enea BASTIANINI	ITA Ducati Lenovo Team	DUCATI	Q2 1'43.539	7	8	0.521 0.098	316.7
5	33 Brad BINDER	RSA Red Bull KTM Factory Racing	KTM	Q2 1'43.661	8	8	0.643 0.122	319.5
6	21 Franco MORBIDELLI	ITA Prima Pramac Racing	DUCATI	Q2 1'43.828	7	8	0.810 0.167	316.7
7	49 Fabio DI GIANNANTONI	ITA Pertamina Enduro VR46 Racing Team	DUCATI	Q2 1'43.998	6	8	0.980 0.170	314.8
8	72 Marco BEZZECCHI	ITA Pertamina Enduro VR46 Racing Team	DUCATI	Q2 1'44.073	4	8	1.055 0.075	315.7
9	93 Marc MARQUEZ	SPA Gresini Racing MotoGP	DUCATI	Q2 1'44.136	3	8	1.118 0.063	315.7
10	73 Alex MARQUEZ	SPA Gresini Racing MotoGP	DUCATI	Q2 1'44.263	8	8	1.245 0.127	313.0
11	89 Jorge MARTIN	SPA Prima Pramac Racing	DUCATI	Q2 1'44.303	4	6	1.285 0.040	317.6
12	20 Fabio QUARTARARO	FRA Monster Energy Yamaha MotoGP TeaYAMAHA	YAMAHA	Q2 1'44.497	6	8	1.479 0.194	312.1
13	25 Raul FERNANDEZ	SPA Trackhouse Racing	APRILIA	Q1 1'44.122	7	8 (*)	0.376	311.2
14	43 Jack MILLER	AUS Red Bull KTM Factory Racing	KTM	Q1 1'44.193	7	8 (*)	0.447 0.071	313.0
15	41 Aleix ESPARGARO	SPA Aprilia Racing	APRILIA	Q1 1'44.202	5	6 (*)	0.456 0.009	314.8
16	5 Johann ZARCO	FRA CASTROL Honda LCR	HONDA	Q1 1'44.302	6	8 (*)	0.556 0.100	313.0
17	36 Joan MIR	SPA Repsol Honda Team	HONDA	Q1 1'44.498	7	8 (*)	0.752 0.196	313.0
18	37 Augusto FERNANDEZ	SPA Red Bull GASGAS Tech3	KTM	Q1 1'44.547	7	8 (*)	0.801 0.049	312.1
19	42 Alex RINS	SPA Monster Energy Yamaha MotoGP TeaYAMAHA	YAMAHA	Q1 1'44.552	6	7 (*)	0.806 0.005	312.1
20	10 Luca MARINI	ITA Repsol Honda Team	HONDA	Q1 1'44.648	6	8 (*)	0.902 0.096	310.3
21	30 Takaaki NAKAGAMI	JPN IDEMITSU Honda LCR	HONDA	Q1 1'44.886	6	8 (*)	1.140 0.238	309.4
22	32 Lorenzo SAVADORI	ITA Trackhouse Racing	APRILIA	Q1 1'45.422	6	7 (*)	1.676 0.536	313.0
23	87 Remy GARDNER	AUS Yamaha Factory Racing Team	YAMAHA	Q1 1'45.594	7	8 (*)	1.848 0.172	311.2

* Gap with the fastest rider in the Q1 session.

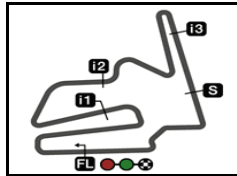
Pole Position:		Pedro ACOSTA	1'43.018	167.7 Km/h
Q1 Best Lap:	Lap 6	Franco MORBIDELLI	(*) 1'43.746	166.5 Km/h
Best Race Lap:	2022	Jack MILLER	1'45.198	164.2 Km/h
All-Time Lap Record:	2024	Pedro ACOSTA	1'43.018	167.7 Km/h

The results are provisional until the end of the limit for protest and appeals.

Time limit for protest expires 60' after publication of the results - Time:

These data/results cannot be reproduced, stored and/or transmitted in whole or in part by any manner of electronic, mechanical, photocopying, recording, broadcasting or otherwise now known or herein after developed without the previous express consent by the copyright owner, except for reproduction in daily press and regular printed publications on sale to the public within 60 days of the event related to those data/results and always provided that copyright symbol appears together as follows below.


© DORNA, 2024



4801 m.

MOTUL GRAND PRIX OF JAPAN
Qualifying Nr. 2
Classification

20

	Rider	Nation	Team	Motorcycle	Time	Lap	Total	Gap	Top Speed
1	31 Pedro ACOSTA	SPA	Red Bull GASGAS Tech3	KTM	1'43.018	7	8		318.5
2	1 Francesco BAGNAIA	ITA	Ducati Lenovo Team	DUCATI	1'43.264	6	8	0.246 0.246	315.7
3	12 Maverick VIÑALES	SPA	Aprilia Racing	APRILIA	1'43.441	6	8	0.423 0.177	315.7
4	23 Enea BASTIANINI	ITA	Ducati Lenovo Team	DUCATI	1'43.539	7	8	0.521 0.098	316.7
5	33 Brad BINDER	RSA	Red Bull KTM Factory Racing	KTM	1'43.661	8	8	0.643 0.122	319.5
6	21 Franco MORBIDELLI	ITA	Prima Pramac Racing	DUCATI	1'43.828	7	8	0.810 0.167	316.7
7	49 Fabio DI GIANNANTONIO	ITA	Pertamina Enduro VR46 Racing Te	DUCATI	1'43.998	6	8	0.980 0.170	314.8
8	72 Marco BEZZECCHI	ITA	Pertamina Enduro VR46 Racing Te	DUCATI	1'44.073	4	8	1.055 0.075	315.7
9	93 Marc MARQUEZ	SPA	Gresini Racing MotoGP	DUCATI	1'44.136	3	8	1.118 0.063	315.7
10	73 Alex MARQUEZ	SPA	Gresini Racing MotoGP	DUCATI	1'44.263	8	8	1.245 0.127	313.0
11	89 Jorge MARTIN	SPA	Prima Pramac Racing	DUCATI	1'44.303	4	6	1.285 0.040	317.6
12	20 Fabio QUARTARARO	FRA	Monster Energy Yamaha MotoGP	YAMAHA	1'44.497	6	8	1.479 0.194	312.1

Practice condition: Dry

Air: 21°

Humidity: 84%

Ground: 23°

Fastest Lap:	Lap: 7	Pedro ACOSTA	1'43.018	167.7 Km/h
Best Race Lap:	2022	Jack MILLER	1'45.198	164.2 Km/h
All-Time Lap Record:	2024	Pedro ACOSTA	1'43.018	167.7 Km/h

The results are provisional until the end of the limit for protest and appeals.

Time limit for protest expires 60' after publication of the results - Time:

These data/results cannot be reproduced, stored and/or transmitted in whole or in part by any manner of electronic, mechanical, photocopying, recording, broadcasting or otherwise now known or herein after developed without the previous express consent by the copyright owner, except for reproduction in daily press and regular printed publications on sale to the public within 60 days of the event related to those data/results and always provided that copyright symbol appears together as follows below.

© DORNA, 2024



4801 m.

MOTUL GRAND PRIX OF JAPAN

Qualifying Nr. 2

Top Speed & Average

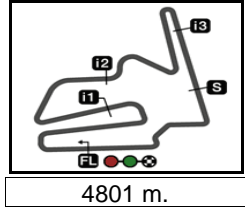
21



Rider	Nation	Motorcycle	Top 5 speeds					Average	Top
33 Brad BINDER	RSA	KTM	319.5	318.5	316.7	315.7	314.8	317.0	319.5
31 Pedro ACOSTA	SPA	KTM	318.5	317.6	316.7	316.7	316.7	317.2	318.5
89 Jorge MARTIN	SPA	DUCATI	317.6	314.8	314.8	313.9	309.4	314.1	317.6
21 Franco MORBIDELLI	ITA	DUCATI	316.7	316.7	314.8	313.9	313.0	315.0	316.7
23 Enea BASTIANINI	ITA	DUCATI	316.7	316.7	315.7	314.8	314.8	315.7	316.7
1 Francesco BAGNAIA	ITA	DUCATI	315.7	314.8	314.8	314.8	310.3	314.1	315.7
12 Maverick VIÑALES	SPA	APRILIA	315.7	315.7	313.9	313.0	313.0	314.3	315.7
72 Marco BEZZECCHI	ITA	DUCATI	315.7	315.7	314.8	313.9	313.9	314.7	315.7
93 Marc MARQUEZ	SPA	DUCATI	315.7	313.0	313.0	313.0	312.1	313.4	315.7
49 Fabio DI GIANNANTONIO	ITA	DUCATI	314.8	314.8	313.9	312.1	311.2	313.4	314.8
73 Alex MARQUEZ	SPA	DUCATI	313.0	312.1	311.2	310.3	310.3	311.4	313.0
20 Fabio QUARTARARO	FRA	YAMAHA	312.1	311.2	309.4	307.6	307.6	309.6	312.1

These data/results cannot be reproduced, stored and/or transmitted in whole or in part by any manner of electronic, mechanical, photocopying, recording, broadcasting or otherwise now known or herein after developed without the previous express consent by the copyright owner, except for reproduction in daily press and regular printed publications on sale to the public within 60 days of the event related to those data/results and always provided that copyright symbol appears together as follows below.

© DORNA, 2024



MOTUL GRAND PRIX OF JAPAN
Qualifying Nr. 2

Chronological Analysis of Performances

22

* Lap / Sector time cancelled T1 Time from finish line to 1st intermediate T3 Time from 2nd intermed. to 3rd intermed.
P Crossing the finish line in pit lane T2 Time from 1st intermed. to 2nd intermed. T4 Time from 3rd intermediate to finish line
**Tyre data subject to further updates

Lap	Lap Time	T1	T2	T3	T4	Speed	Lap	Lap Time	T1	T2	T3	T4	Speed	
1st	31	Pedro ACOSTA KTM SPA						7	1'49.984	29.997	20.965	29.861	29.161	312.1
		Red Bull GASGAS Tech3						8	1'50.196	26.938	22.759	30.701	29.798	311.2
		Runs=2	Total laps=8	Full laps=5	Valid laps=5									
Run #	1	Front Tyre	Slick-Hard	Rear Tyre	Slick-Soft									
		New Tyre		New Tyre										
1	2'03.554	32.646	22.391	31.277	29.893	312.1								
2	1'46.955	27.339	21.029	29.374	29.213	317.6								
3	1'44.418	27.000	20.256	28.952	28.210	318.5								
4	1'43.758	26.840	20.062	28.796	28.060	316.7								
5	1'39.147 P	27.230	20.825	29.166	21.926	315.7								
Run #	2	Front Tyre	Slick-Hard	Rear Tyre	Slick-Soft									
		5 Laps at start		New Tyre										
6	1'47.037	29.480	20.448	29.022	28.087	315.7								
7	1'43.018	26.561	19.906	28.698	27.853	316.7								
8	1'43.216	26.608	20.061	28.641	27.906	316.7								
2nd	1	Francesco BAGNAIA DUCATI ITA												
		Ducati Lenovo Team												
		Runs=2	Total laps=8	Full laps=5	Valid laps=4									
Run #	1	Front Tyre	Slick-Hard	Rear Tyre	Slick-Soft									
		New Tyre		New Tyre										
1	1'57.485	34.847	21.935	30.803	29.732	307.6								
2	1'48.273	28.440	21.261	29.827	28.745	314.8								
3	1'39.276 P	27.317	20.752	29.172	22.035	310.3								
Run #	2	Front Tyre	Slick-Hard	Rear Tyre	Slick-Soft									
		3 Laps at start		New Tyre										
4	1'47.924	30.181	20.553	28.872	28.318	314.8								
5	1'43.796	26.870	20.060	28.734	28.132	314.8								
6	1'43.264	26.647	20.030	28.575	28.012	315.7								
7	1'45.667 *	26.628	20.006	29.673*	29.360	307.6								
8	1'58.285	29.553	24.935	31.442	32.355	263.4								
3rd	12	Maverick VIÑALES APRILIA SPA												
		Aprilia Racing												
		Runs=2	Total laps=8	Full laps=5	Valid laps=5									
Run #	1	Front Tyre	Slick-Hard	Rear Tyre	Slick-Soft									
		New Tyre		New Tyre										
1	2'02.619	32.547	22.685	31.161	29.582	301.6								
2	1'46.921	28.013	20.852	29.576	28.480	315.7								
3	1'45.825	27.450	20.444	29.081	28.850	315.7								
4	1'40.696 P	28.401	20.727	29.544	22.024	313.0								
Run #	2	Front Tyre	Slick-Hard	Rear Tyre	Slick-Soft									
		4 Laps at start		New Tyre										
5	1'48.341	30.404	20.651	29.118	28.168	313.0								
6	1'43.441	26.694	20.014	28.756	27.977	313.9								
4th	23	Enea BASTIANINI DUCATI ITA												
		Ducati Lenovo Team												
		Runs=2	Total laps=8	Full laps=5	Valid laps=5									
Run #	1	Front Tyre	Slick-Hard	Rear Tyre	Slick-Soft									
		New Tyre		New Tyre										
1	1'59.187	33.421	22.267	31.271	29.926	294.2								
2	1'47.492	27.948	20.885	29.958	28.701	314.8								
3	1'45.086	27.347	20.474	29.127	28.138	316.7								
4	1'44.043	26.997	20.136	28.887	28.023	316.7								
5	1'43.119 P	31.323	20.712	29.303	21.781	315.7								
Run #	2	Front Tyre	Slick-Hard	Rear Tyre	Slick-Soft									
		5 Laps at start		New Tyre										
6	1'47.024	29.559	20.398	28.991	28.076	314.8								
7	1'43.539	26.680	20.041	28.769	28.049	313.0								
8	1'43.733	26.912	20.048	28.795	27.978	313.0								
5th	33	Brad BINDER KTM RSA												
		Red Bull KTM Factory Racing												
		Runs=2	Total laps=8	Full laps=5	Valid laps=4									
Run #	1	Front Tyre	Slick-Hard	Rear Tyre	Slick-Soft									
		New Tyre		New Tyre										
1	2'00.287	33.013	22.572	30.629	29.087	314.8								
2	1'46.140	27.651	20.634	29.566	28.289	318.5								
3	1'44.884	27.061	20.420	29.229	28.174	319.5								
4	1'44.212	26.940	20.196	28.923	28.153	315.7								
5	1'45.638 P	31.303	20.610	29.402	24.323	312.1								
Run #	2	Front Tyre	Slick-Hard	Rear Tyre	Slick-Soft									
		5 Laps at start		New Tyre										
6	1'51.108	32.988	20.789	29.077	28.254	316.7								
7	1'44.483 *	26.611	20.098	29.127*	28.647	313.9								
8	1'43.661	26.727	20.082	28.773	28.079	313.9								
6th	21	Franco MORBIDELLI DUCATI ITA												
		Prima Pramac Racing												
		Runs=2	Total laps=8	Full laps=5	Valid laps=5									
Run #	1	Front Tyre	Slick-Hard	Rear Tyre	Slick-Soft									
		New Tyre		New Tyre										
1	2'02.218	37.273	22.590	31.183	29.538	307.6								
2	1'45.871	27.456	20.544	29.418	28.453	316.7								
3	1'45.083	27.037	20.458	29.143	28.445	316.7								
4	1'45.089 P	31.671	21.324	29.586	22.508	313.0								

Fastest Lap: Pedro ACOSTA Red Bull GASGAS Te SPA **1'43.018** 26.561 19.906 28.698 27.853

These data/results cannot be reproduced, stored and/or transmitted in whole or in part by any manner of electronic, mechanical, photocopying, recording, broadcasting or otherwise now known or herein after developed without the previous express consent by the copyright owner, except for reproduction in daily press and regular printed publications on sale to the public within 60 days of the event related to those data/results and always provided that copyright symbol appears together as follows below.
© DORNA, 2024



Qualifying Nr. 2

MotoGP

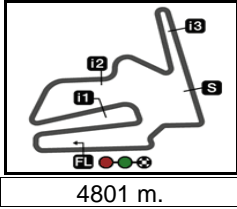
Lap	Lap Time	T1	T2	T3	T4	Speed	Lap	Lap Time	T1	T2	T3	T4	Speed	
Run # 2	<i>Front Tyre</i>	Slick-Hard	<i>Rear Tyre</i>	Slick-Soft			Run # 1	<i>Front Tyre</i>	Slick-Hard	<i>Rear Tyre</i>	Slick-Soft			
4 Laps at start						New Tyre	New Tyre						New Tyre	
5	1'49.848	32.101	20.561	28.944	28.242	314.8	1	1'57.783	33.062	21.773	30.647	29.585	310.3	
6	1'47.000	28.963	20.648	29.025	28.364	312.1	2	1'46.998	27.983	20.783	29.500	28.732	308.5	
7	1'43.828	26.780	20.039	28.830	28.179	313.9	3	1'45.554	27.147	20.530	29.264	28.613	309.4	
8	2'02.581	35.392	26.131	31.394	29.664	310.3	4	1'44.562	27.091	20.281	28.828	28.362	312.1	
5	1'41.988	P	29.799	21.018	29.376*	21.795	5	1'41.988	P	29.799	21.018	29.376*	21.795	310.3
7th 49	Fabio DI GIANNANTONI DUCATI ITA						Run # 2							
Pertamina Enduro VR46 Racing Team						5 Laps at start								
Runs=1 Total laps=8 Full laps=7 Valid laps=7						New Tyre								
Run # 1	<i>Front Tyre</i>	Slick-Hard	<i>Rear Tyre</i>	Slick-Soft			Run # 2	<i>Front Tyre</i>	Slick-Hard	<i>Rear Tyre</i>	Slick-Soft			
New Tyre						New Tyre								
1	2'00.652	34.493	22.727	30.875	29.585	307.6	6	1'47.405	29.524	20.540	29.013	28.328	313.0	
2	1'46.495	27.803	20.769	29.491	28.432	314.8	7	1'44.375	26.796	20.328	28.953	28.298	311.2	
3	1'45.087	27.251	20.561	28.998	28.277	313.9	8	1'44.263	26.873	20.141	28.848	28.401	309.4	
4	1'44.375	26.972	20.236	28.861	28.306	314.8								
5	1'44.126	26.778	20.100	28.900	28.348	311.2								
6	1'43.998	26.758	20.156	28.889	28.195	312.1								
7	1'45.372	26.840	20.180	28.910	29.442	272.7								
8	1'49.745	26.822	20.166	31.947	30.810	275.5								
	PIT	26.875	20.316	28.997	26.548	303.3								
8th 72	Marco BEZZECCHI DUCATI ITA						Run # 1							
Pertamina Enduro VR46 Racing Team						5 Laps at start								
Runs=2 Total laps=8 Full laps=5 Valid laps=5						New Tyre								
Run # 1	<i>Front Tyre</i>	Slick-Hard	<i>Rear Tyre</i>	Slick-Soft			Run # 2	<i>Front Tyre</i>	Slick-Medium	<i>Rear Tyre</i>	Slick-Soft			
New Tyre						New Tyre								
1	1'58.941	33.937	22.026	30.844	29.958	305.0	1	1'58.580	33.164	22.052	30.769	29.864	308.5	
2	1'46.943	27.750	20.723	29.738	28.732	315.7	2	1'46.476	27.595	20.974	29.555	28.352	317.6	
3	1'45.101	27.298	20.451	28.944	28.408	314.8	3	1'44.842	27.176	20.340	29.189	28.137	314.8	
4	1'44.073	26.876	20.209	28.754	28.234	315.7	4	1'44.303	27.006	20.089	28.998	28.210	313.9	
5	1'44.519	P	32.732	20.396	29.156	22.235	5	1'41.052	P	27.755	20.997	30.046	22.254	314.8
11th 89	Jorge MARTIN DUCATI SPA						Run # 2							
Prima Pramac Racing						5 Laps at start								
Runs=2 Total laps=6 Full laps=3 Valid laps=3						New Tyre								
Run # 1	<i>Front Tyre</i>	Slick-Medium	<i>Rear Tyre</i>	Slick-Soft			Run # 2	<i>Front Tyre</i>	Slick-Medium	<i>Rear Tyre</i>	Slick-Soft			
New Tyre						New Tyre								
1	1'58.580	33.164	22.052	30.769	29.864	308.5	6	1'47.562	29.973	20.373	28.840	28.376	309.4	
2	1'46.476	27.595	20.974	29.555	28.352	317.6	unfinished	26.729	19.955					
3	1'44.842	27.176	20.340	29.189	28.137	314.8								
4	1'44.303	27.006	20.089	28.998	28.210	313.9								
5	1'41.052	P	27.755	20.997	30.046	22.254								
12th 20	Fabio QUARTARARO YAMAHA FRA						Run # 1							
Monster Energy Yamaha MotoGP Team						5 Laps at start								
Runs=2 Total laps=8 Full laps=5 Valid laps=5						New Tyre								
Run # 1	<i>Front Tyre</i>	Slick-Hard	<i>Rear Tyre</i>	Slick-Soft			Run # 2	<i>Front Tyre</i>	Slick-Hard	<i>Rear Tyre</i>	Slick-Soft			
New Tyre						New Tyre								
1	2'04.286	30.740	21.163	30.108	29.352	309.4	1	2'04.286	30.740	21.163	30.108	29.352	309.4	
2	1'46.478	27.461	20.791	29.462	28.764	312.1	2	1'46.478	27.461	20.791	29.462	28.764	312.1	
3	1'45.002	27.084	20.462	29.047	28.409	311.2	3	1'45.002	27.084	20.462	29.047	28.409	311.2	
4	1'43.844	P	29.773	21.698	29.998	22.375	4	1'43.844	P	29.773	21.698	29.998	22.375	307.6
9th 93	Marc MARQUEZ DUCATI SPA						Run # 2							
Gresini Racing MotoGP						4 Laps at start								
Runs=2 Total laps=8 Full laps=5 Valid laps=4						New Tyre								
Run # 1	<i>Front Tyre</i>	Slick-Hard	<i>Rear Tyre</i>	Slick-Soft			Run # 2	<i>Front Tyre</i>	Slick-Hard	<i>Rear Tyre</i>	Slick-Soft			
New Tyre						New Tyre								
1	1'57.115	32.922	21.921	30.527	29.428	310.3	5	1'53.138	32.186	22.416	29.512	29.024	300.0	
2	1'45.744	27.619	20.743	29.113	28.269	310.3	6	1'44.497	26.906	20.341	28.889	28.361	307.6	
3	1'44.136	27.005	20.337	28.718	28.076	311.2	7	1'50.767	30.762	21.334	29.881	28.790	305.9	
4	1'51.645	P	38.047	21.628	29.346	22.624	8	1'44.583	26.970	20.131	28.985	28.497	306.8	
10th 73	Alex MARQUEZ DUCATI SPA						Run # 2							
Gresini Racing MotoGP						4 Laps at start								
Runs=2 Total laps=8 Full laps=5 Valid laps=5						New Tyre								
Run # 1	<i>Front Tyre</i>	Slick-Hard	<i>Rear Tyre</i>	Slick-Soft			Run # 2	<i>Front Tyre</i>	Slick-Hard	<i>Rear Tyre</i>	Slick-Soft			
New Tyre						New Tyre								
5	1'47.956	30.564	20.546	28.758	28.088	313.0	5	1'47.956	30.564	20.546	28.758	28.088	313.0	
6	1'42.868	*	26.502*	20.078	28.408	27.880	6	1'42.868	*	26.502*	20.078	28.408	27.880	315.7
7	1'57.671	34.046	22.043	32.303	29.279	312.1	7	1'57.671	34.046	22.043	32.303	29.279	312.1	
8	1'46.304	27.782	20.438	29.242	28.842	313.0	8	1'46.304	27.782	20.438	29.242	28.842	313.0	

Fastest Lap: Pedro ACOSTA Red Bull GASGAS Te SPA **1'43.018** 26.561 19.906 28.698 27.853

These data/results cannot be reproduced, stored and/or transmitted in whole or in part by any manner of electronic, mechanical, photocopying, recording, broadcasting or otherwise now known or herein after developed without the previous express consent by the copyright owner, except for reproduction in daily press and regular printed publications on sale to the public within 60 days of the event related to those data/results and always provided that copyright symbol appears together as follows below.
© DORNA, 2024

Official MotoGP Timing by TISSOT
www.motogp.com





MOTUL GRAND PRIX OF JAPAN
Provisional Starting Grid

Race : 24 laps = 115.224 km

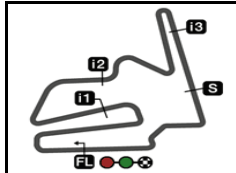
23



1	1 1'43.018 31 Pedro ACOSTA KTM	2	2 1'43.264 1 Francesco BAGNAIA Ducati	3	3 1'43.441 12 Maverick VIÑALES Aprilia
2	4 1'43.539 23 Enea BASTIANINI Ducati	3	5 1'43.661 33 Brad BINDER KTM	4	6 1'43.828 21 Franco MORBIDELLI Ducati
3	7 1'43.998 49 Fabio DI GIANNANTONIO Ducati	4	8 1'44.073 72 Marco BEZZECCHI Ducati	5	9 1'44.136 93 Marc MARQUEZ Ducati
4	10 1'44.263 73 Alex MARQUEZ Ducati	5	11 1'44.303 89 Jorge MARTIN Ducati	6	12 1'44.497 20 Fabio QUARTARARO Yamaha
5	13 1'44.122 25 Raul FERNANDEZ Aprilia	6	14 1'44.193 43 Jack MILLER KTM	7	15 1'44.202 41 Aleix ESPARGARO Aprilia
6	16 1'44.302 5 Johann ZARCO Honda	7	17 1'44.498 36 Joan MIR Honda	8	18 1'44.547 37 Augusto FERNANDEZ KTM
7	19 1'44.552 42 Alex RINS Yamaha	8	20 1'44.648 10 Luca MARINI Honda	9	21 1'44.886 30 Takaaki NAKAGAMI Honda
8	22 1'45.422 32 Lorenzo SAVADORI Aprilia	9	23 1'45.594 87 Remy GARDNER Yamaha		

The results are provisional until the end of the limit for protest and appeals and until the ratification of the Event Management Committee.
 Time limit for protest expires 60' at the latest after publication of the results - Time:

These data/results cannot be reproduced, stored and/or transmitted in whole or in part by any manner of electronic, mechanical, photocopying, recording, broadcasting or otherwise now known or herein after developed without the previous express consent by the copyright owner, except for reproduction in daily press and regular printed publications on sale to the public within 60 days of the event related to those data/results and always provided that copyright symbol appears together as follows below.
 © DORNA, 2024



4801 m.

MOTUL GRAND PRIX OF JAPAN

MotoGP™

BMW M Award - Best Qualifier MotoGP 2024

24

Rider	Nation	Points	QAT	POR	AME	SPA	FRA	CAT	ITA	NED	GER	GBR	AUT	ARA	RSM	EMI	INA	JPN	AUS	THA	MAL	VAL
1 MARTIN Jorge	SPA	285	25	16	10	16	25	9	25	20	25	13	25	13	13	20	25	5				
2 BAGNAIA Francesco	ITA	283	11	13	13	9	20	20	20	25	13	20	20	16	25	25	13	20				
3 ACOSTA Pedro	SPA	177	8	9	20	6	9	11	9	6	6	7	3	20	11	11	16	25				
4 VIÑALES Maverick	SPA	174	6	20	25	5	16	4	16	16	9	8	10	4	5	8	6	16				
5 BASTIANINI Enea	ITA	168	16	25	11	7	6	5	11	5	7	16	9	2	8	16	11	13				
6 MARQUEZ Marc	SPA	166	10	8	16	25	3	2	13	9	3	9	16	25	7	9	4	7				
7 ESPARGARO Aleix	SPA	144	20	3	9	4	10	25	7	11	-	25	13	5	3	5	3	1				
8 BEZZECCHI Marco	ITA	121	1	10	6	20	11	-	-	1	4	4	7	3	16	10	20	8				
9 MORBIDELLI Franco	ITA	120	-	-	7	8	7	6	10	8	10	3	8	10	20	6	7	10				
10 BINDER Brad	RSA	118	13	6	-	13	-	13	3	7	5	10	5	9	10	13	-	11				
11 MARQUEZ Alex	SPA	105	7	4	4	10	-	3	8	13	11	11	6	11	9	-	2	6				
12 DI GIANNANTONIO Fabio	ITA	101	9	2	8	11	13	10	2	10	8	6	-	-	2	3	8	9				
13 FERNANDEZ Raul	SPA	68	4	-	3	-	2	16	4	4	16	2	-	7	-	2	5	3				
14 MILLER Jack	AUS	59	5	11	5	1	5	7	-	2	-	5	11	1	4	-	-	2				
15 OLIVEIRA Miguel	POR	54	2	1	2	2	4	1	5	-	20	1	4	8	-	4	-	-				
16 QUARTARARO Fabio	FRA	50	-	7	-	-	8	-	1	3	2	-	2	-	6	7	10	4				
17 ZARCO Johann	FRA	23	3	-	-	3	1	-	-	-	-	-	-	6	1	-	9	-				
18 RINS Alex	SPA	21	-	5	1	-	-	8	6	-	-	-	-	-	-	-	1	-				
19 FERNANDEZ Augusto	SPA	2	-	-	-	-	-	-	-	-	1	-	1	-	-	-	-	-				
20 MARINI Luca	ITA	1	-	-	-	-	-	-	-	-	-	-	-	-	-	1	-	-				

These data/results cannot be reproduced, stored and/or transmitted in whole or in part by any manner of electronic, mechanical, photocopying, recording, broadcasting or otherwise now known or herein after developed without the previous express consent by the copyright owner, except for reproduction in daily press and regular printed publications on sale to the public within 60 days of the event related to those data/results and always provided that copyright symbol appears together as follows below.

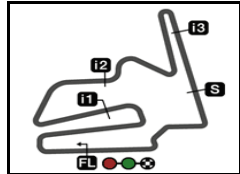
© DORNA, 2024

Official MotoGP Timing by **TISSOT**

www.motogp.com

Motegi, Saturday, October 05, 2024





4801 m.

MOTUL GRAND PRIX OF JAPAN

After the Qualifying Nr. 2

Event Best Maximum Speed

<i>Rider</i>	<i>Nation Team</i>	<i>Motorcycle</i>	<i>Km/h</i>
33 Brad BINDER	RSA Red Bull KTM Factory Racing	KTM	319.5 Qualifying Nr. 2
31 Pedro ACOSTA	SPA Red Bull GASGAS Tech3	KTM	319.5 Free Practice Nr. 2
89 Jorge MARTIN	SPA Prima Pramac Racing	DUCATI	318.5 Free Practice Nr. 2
1 Francesco BAGNAIA	ITA Ducati Lenovo Team	DUCATI	318.5 Free Practice Nr. 2
21 Franco MORBIDELLI	ITA Prima Pramac Racing	DUCATI	316.7 Qualifying Nr. 2
23 Enea BASTIANINI	ITA Ducati Lenovo Team	DUCATI	316.7 Qualifying Nr. 2
72 Marco BEZZECCHI	ITA Pertamina Enduro VR46 Racing T	DUCATI	315.7 Qualifying Nr. 2
12 Maverick VIÑALES	SPA Aprilia Racing	APRILIA	315.7 Qualifying Nr. 2
93 Marc MARQUEZ	SPA Gresini Racing MotoGP	DUCATI	315.7 Qualifying Nr. 2
73 Alex MARQUEZ	SPA Gresini Racing MotoGP	DUCATI	314.8 Free Practice Nr. 2
49 Fabio DI GIANNANTONIO	ITA Pertamina Enduro VR46 Racing T	DUCATI	314.8 Qualifying Nr. 2
41 Aleix ESPARGARO	SPA Aprilia Racing	APRILIA	314.8 Qualifying Nr. 1
87 Remy GARDNER	AUS Yamaha Factory Racing Team	YAMAHA	313.9 Free Practice Nr. 2
43 Jack MILLER	AUS Red Bull KTM Factory Racing	KTM	313.9 Free Practice Nr. 2
32 Lorenzo SAVADORI	ITA Trackhouse Racing	APRILIA	313.0 Qualifying Nr. 1
36 Joan MIR	SPA Repsol Honda Team	HONDA	313.0 Qualifying Nr. 1
5 Johann ZARCO	FRA CASTROL Honda LCR	HONDA	313.0 Qualifying Nr. 1
25 Raul FERNANDEZ	SPA Trackhouse Racing	APRILIA	312.1 Practice
42 Alex RINS	SPA Monster Energy Yamaha MotoGP	YAMAHA	312.1 Qualifying Nr. 1
20 Fabio QUARTARARO	FRA Monster Energy Yamaha MotoGP	YAMAHA	312.1 Qualifying Nr. 2
37 Augusto FERNANDEZ	SPA Red Bull GASGAS Tech3	KTM	312.1 Qualifying Nr. 1
30 Takaaki NAKAGAMI	JPN IDEMITSU Honda LCR	HONDA	311.2 Free Practice Nr. 2
10 Luca MARINI	ITA Repsol Honda Team	HONDA	311.2 Free Practice Nr. 2

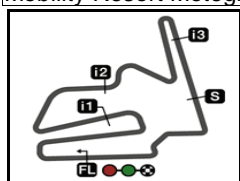
These data/results cannot be reproduced, stored and/or transmitted in whole or in part by any manner of electronic, mechanical, photocopying, recording, broadcasting or otherwise now known or herein after developed without the previous express consent by the copyright owner, except for reproduction in daily press and regular printed publications on sale to the public within 60 days of the event related to those data/results and always provided that copyright symbol appears together as follows below.

© DORNA, 2024

Official MotoGP Timing by TISSOT
www.motogp.com



Motegi, Saturday, October 05, 2024



4801 m.

MOTUL GRAND PRIX OF JAPAN

Qualifying Nr. 2

Best Partial Times

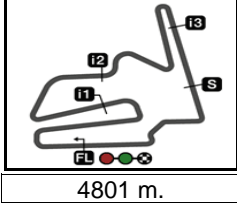
MotoGP™

IT Ideal Lap Time, sum of the best partial times


BT Best Lap Time

<i>T1</i>		<i>T2</i>		<i>T3</i>		<i>T4</i>				<i>IT</i>	<i>BT</i>	
<i>Pos</i>	<i>Rider</i>	<i>Time</i>	<i>Rider</i>	<i>Time</i>	<i>Rider</i>	<i>Time</i>	<i>Rider</i>	<i>Time</i>	<i>Pos</i>	<i>Rider</i>		
1	P.ACOSTA	26.561	P.ACOSTA	19.906	M.MARQUEZ	28.408	P.ACOSTA	27.853	1	P.ACOSTA	1'42.961	1'43.018 (1)
2	B.BINDER	26.611	J.MARTIN	19.955	F.BAGNAIA	28.575	M.MARQUEZ	27.880	2	F.BAGNAIA	1'43.221	1'43.264 (2)
3	F.BAGNAIA	26.628	F.BAGNAIA	20.006	P.ACOSTA	28.641	M.VIÑALES	27.977	3	M.MARQUEZ	1'43.371	1'44.136 (9)
4	E.BASTIANINI	26.680	M.VIÑALES	20.014	M.BEZZECCHI	28.754	E.BASTIANINI	27.978	4	M.VIÑALES	1'43.441	1'43.441 (3)
5	M.VIÑALES	26.694	F.MORBIDELLI	20.039	M.VIÑALES	28.756	F.BAGNAIA	28.012	5	E.BASTIANINI	1'43.468	1'43.539 (4)
6	J.MARTIN	26.729	E.BASTIANINI	20.041	E.BASTIANINI	28.769	B.BINDER	28.079	6	B.BINDER	1'43.545	1'43.661 (5)
7	F.DI GIANNANTO	26.758	M.MARQUEZ	20.078	B.BINDER	28.773	J.MARTIN	28.137	7	J.MARTIN	1'43.661	1'44.303 (11)
8	F.MORBIDELLI	26.780	B.BINDER	20.082	A.MARQUEZ	28.828	F.MORBIDELLI	28.179	8	F.MORBIDELLI	1'43.828	1'43.828 (6)
9	A.MARQUEZ	26.796	F.DI GIANNANTO	20.100	F.MORBIDELLI	28.830	F.DI GIANNANTO	28.195	9	F.DI GIANNAN	1'43.914	1'43.998 (7)
10	M.BEZZECCHI	26.808	F.QUARTARARO	20.131	J.MARTIN	28.840	M.BEZZECCHI	28.198	10	M.BEZZECCHI	1'43.969	1'44.073 (8)
11	F.QUARTARARO	26.906	A.MARQUEZ	20.141	F.DI GIANNANTO	28.861	A.MARQUEZ	28.298	11	A.MARQUEZ	1'44.063	1'44.263 (10)
12	M.MARQUEZ	27.005	M.BEZZECCHI	20.209	F.QUARTARARO	28.889	F.QUARTARARO	28.361	12	F.QUARTARAR	1'44.287	1'44.497 (12)

These data/results cannot be reproduced, stored and/or transmitted in whole or in part by any manner of electronic, mechanical, photocopying, recording, broadcasting or otherwise now known or herein after developed without the previous express consent by the copyright owner, except for reproduction in daily press and regular printed publications on sale to the public within 60 days of the event related to those data/results and always provided that copyright symbol appears together as follows below.
© DORNA, 2024



MOTUL GRAND PRIX OF JAPAN
Qualifying Nr. 2
Fastest Laps Sequence

<i>Practice Time</i>	 <i>Rider</i>	<i>Nation</i>	<i>Motorcycle</i>	<i>Time</i>	<i>Km/h</i>	<i>Rider's Lap</i>
3'42.859	93 Marc MARQUEZ	SPA	DUCATI	1'45.744	163.4	2
5'26.995	93 Marc MARQUEZ	SPA	DUCATI	1'44.136	165.9	3
7'15.058	72 Marco BEZZECCHI	ITA	DUCATI	1'44.073	166.0	4
7'15.808	23 Enea BASTIANINI	ITA	DUCATI	1'44.043	166.1	4
7'18.685	31 Pedro ACOSTA	SPA	KTM	1'43.758	166.5	4
12'15.806	1 Francesco BAGNAIA	ITA	DUCATI	1'43.264	167.3	6
13'49.951	31 Pedro ACOSTA	SPA	KTM	1'43.018	167.7	7

These data/results cannot be reproduced, stored and/or transmitted in whole or in part by any manner of electronic, mechanical, photocopying, recording, broadcasting or otherwise now known or herein after developed without the previous express consent by the copyright owner, except for reproduction in daily press and regular printed publications on sale to the public within 60 days of the event related to those data/results and always provided that copyright symbol appears together as follows below.
 © DORNA, 2024