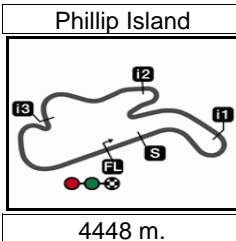


QATAR AIRWAYS AUSTRALIAN MOTORCYCLE GRAND PRIX

Practice Nr. 1

Classification

6



Rider	Nation	Team	Motorcycle	Time	Lap	Total	Gap	Top Speed
1 36 Angel PIQUERAS	SPA	Leopard Racing	HONDA	1'44.949	8	13		237.6
2 80 David ALONSO	COL	CFMOTO Gaviota Aspar Team	CFMOTO	1'45.991	8	14	1.042	1.042 241.8
3 31 Adrian FERNANDEZ	SPA	Leopard Racing	HONDA	1'47.062	9	13	2.113	1.071 237.6
4 22 David ALMANSA	SPA	Kopron Rivacold Snipers Team	HONDA	1'47.111	11	16	2.162	0.049 237.6
5 18 Matteo BERTELLE	ITA	Kopron Rivacold Snipers Team	HONDA	1'47.153	11	15	2.204	0.042 239.7
6 64 David MUÑOZ	SPA	BOE Motorsports	KTM	1'47.659	10	10	2.710	0.506 234.0
7 95 Collin VEIJER	NED	Liqui Moly Husqvarna Intact GP	HUSQVARNA	1'47.692	7	15	2.743	0.033 238.1
8 82 Stefano NEPA	ITA	LEVELUP - MTA	KTM	1'47.801	13	13	2.852	0.109 234.5
9 58 Luca LUNETTA	ITA	SIC58 Squadra Corse	HONDA	1'47.833	9	15	2.884	0.032 235.0
10 66 Ivan KELSO	AUS	BOE Motorsports	KTM	1'47.952	7	9	3.003	0.119 237.1
11 55 Noah DETTWILER	SWI	CIP Green Power	KTM	1'47.998	7	14	3.049	0.046 235.5
12 72 Taiyo FURUSATO	JPN	Honda Team Asia	HONDA	1'48.044	7	9	3.095	0.046 234.5
13 24 Tatsuki SUZUKI	JPN	Liqui Moly Husqvarna Intact GP	HUSQVARNA	1'48.190	7	14	3.241	0.146 240.8
14 78 Joel ESTEBAN	SPA	CFMOTO Gaviota Aspar Team	CFMOTO	1'48.229	9	13	3.280	0.039 236.5
15 19 Scott OGDEN	GBR	FleetSafe Honda - MLav Racing	HONDA	1'48.299	7	16	3.350	0.070 239.7
16 54 Riccardo ROSSI	ITA	CIP Green Power	KTM	1'48.423	6	12	3.474	0.124 233.5
17 96 Daniel HOLGADO	SPA	Red Bull GASGAS Tech3	GASGAS	1'48.445	10	15	3.496	0.022 237.1
18 85 Xabi ZURUTUZA	SPA	Red Bull KTM Ajo	KTM	1'48.452	9	16	3.503	0.007 238.1
19 99 Jose Antonio RUEDA	SPA	Red Bull KTM Ajo	KTM	1'48.610	9	15	3.661	0.158 237.6
20 5 Tatchakorn BUASRI	THA	Honda Team Asia	HONDA	1'48.901	9	15	3.952	0.291 233.5
21 7 Filippo FARIOLI	ITA	SIC58 Squadra Corse	HONDA	1'48.931	7	11	3.982	0.030 231.0
22 12 Jacob ROULSTONE	AUS	Red Bull GASGAS Tech3	GASGAS	1'48.973	16	16	4.024	0.042 235.5
23 6 Ryusei YAMANAKA	JPN	MT Helmets - MSI	KTM	1'49.505	4	12	4.556	0.532 234.0
24 10 Nicola CARRARO	ITA	LEVELUP - MTA	KTM	1'49.546	7	15	4.597	0.041 236.5
25 8 Eddie O'SHEA	GBR	FleetSafe Honda - MLav Racing	HONDA	1'49.648	9	13	4.699	0.102 237.1
26 48 Ivan ORTOLA	SPA	MT Helmets - MSI	KTM	1'49.829	6	10	4.880	0.181 233.5

Practice condition: Wet

Air: 19°

Humidity: 90%

Ground: 27°

Fastest Lap:	Lap: 8	Angel PIQUERAS	1'44.949	152.5 Km/h
Best Race Lap:	2014	Jack MILLER	1'36.302	166.2 Km/h
All-Time Lap Record:	2022	Ayumu SASAKI	1'35.854	167.0 Km/h

The results are provisional until the end of the limit for protest and appeals.

Time limit for protest expires 60' after publication of the results - Time:

These data/results cannot be reproduced, stored and/or transmitted in whole or in part by any manner of electronic, mechanical, photocopying, recording, broadcasting or otherwise now known or herein after developed without the previous express consent by the copyright owner, except for reproduction in daily press and regular printed publications on sale to the public within 60 days of the event related to those data/results and always provided that copyright symbol appears together as follows below.

© DORNA, 2024

QATAR AIRWAYS AUSTRALIAN MOTORCYCLE GRAND PRIX

Practice Nr. 1

Top Speed & Average

8



Rider

Nation

Motorcycle

Top 5 speeds

Average

Top

Rider	Nation	Motorcycle	Top 5 speeds					Average	Top
80 David ALONSO	COL	CFMOTO	241.8	239.7	238.1	238.1	236.5	238.8	241.8
24 Tatsuki SUZUKI	JPN	HUSQVARNA	240.8	239.2	238.6	238.1	237.1	238.8	240.8
18 Matteo BERTELLE	ITA	HONDA	239.7	238.6	237.1	236.5	236.5	237.7	239.7
19 Scott OGDEN	GBR	HONDA	239.7	237.6	236.5	236.5	236.5	237.4	239.7
85 Xabi ZURUTUZA	SPA	KTM	238.1	237.1	236.5	236.5	236.5	236.9	238.1
95 Collin VEIJER	NED	HUSQVARNA	238.1	237.6	236.5	236.5	236.5	237.0	238.1
22 David ALMANSA	SPA	HONDA	237.6	236.0	235.5	235.0	234.5	235.4	237.6
31 Adrian FERNANDEZ	SPA	HONDA	237.6	236.5	236.0	236.0	234.5	236.1	237.6
36 Angel PIQUERAS	SPA	HONDA	237.6	237.6	237.1	237.1	236.0	237.1	237.6
99 Jose Antonio RUEDA	SPA	KTM	237.6	236.5	236.5	236.0	236.0	236.4	237.6
8 Eddie O'SHEA	GBR	HONDA	237.1	236.0	235.5	235.5	235.0	235.8	237.1
66 Joel KELSO	AUS	KTM	237.1	236.0	235.5	235.0	234.5	235.6	237.1
96 Daniel HOLGADO	SPA	GASGAS	237.1	236.0	235.5	235.0	234.5	235.6	237.1
10 Nicola CARRARO	ITA	KTM	236.5	236.5	236.0	236.0	235.5	236.0	236.5
78 Joel ESTEBAN	SPA	CFMOTO	236.5	235.5	235.0	235.0	235.0	235.4	236.5
12 Jacob ROULSTONE	AUS	GASGAS	235.5	234.0	234.0	233.5	233.0	234.0	235.5
55 Noah DETTWILER	SWI	KTM	235.5	235.0	234.0	233.5	232.0	234.0	235.5
58 Luca LUNETTA	ITA	HONDA	235.0	234.5	234.5	234.0	234.0	234.4	235.0
72 Taiyo FURUSATO	JPN	HONDA	234.5	230.0	229.5	229.5	229.0	230.3	234.5
82 Stefano NEPA	ITA	KTM	234.5	234.0	233.5	233.0	232.5	233.2	234.5
6 Ryusei YAMANAKA	JPN	KTM	234.0	234.0	232.5	231.5	231.5	232.7	234.0
64 David MUÑOZ	SPA	KTM	234.0	234.0	233.0	231.5	228.6	232.2	234.0
5 Tatchakorn BUASRI	THA	HONDA	233.5	232.5	232.5	232.5	232.0	232.6	233.5
48 Ivan ORTOLA	SPA	KTM	233.5	232.0	231.5	231.5	227.1	230.5	233.5
54 Riccardo ROSSI	ITA	KTM	233.5	232.5	231.0	231.0	231.0	231.7	233.5
7 Filippo FARIOLI	ITA	HONDA	231.0	230.5	229.5	229.5	229.0	229.6	231.0

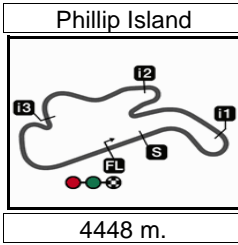
These data/results cannot be reproduced, stored and/or transmitted in whole or in part by any manner of electronic, mechanical, photocopying, recording, broadcasting or otherwise now known or herein after developed without the previous express consent by the copyright owner, except for reproduction in daily press and regular printed publications on sale to the public within 60 days of the event related to those data/results and always provided that copyright symbol appears together as follows below.

© DORNA, 2024

Official MotoGP Timing by TISSOT
www.motogp.com



Phillip Island, Friday, October 18, 2024



QATAR AIRWAYS AUSTRALIAN MOTORCYCLE GRAND PRIX
Practice Nr. 1
Chronological Analysis of Performances

9

* Lap / Sector time cancelled T1 Time from finish line to 1st intermediate T3 Time from 2nd intermed. to 3rd intermed.
P Crossing the finish line in pit lane T2 Time from 1st intermed. to 2nd intermed. T4 Time from 3rd intermediate to finish line

Lap	Lap Time	T1	T2	T3	T4	Speed	Lap	Lap Time	T1	T2	T3	T4	Speed
1st 36 Angel PIQUERAS Leopard Racing SPA							4th 22 David ALMANSA Kopron Rivacold Snip SPA						
Runs=2 Total laps=13 Full laps=10 Valid laps=8							Runs=2 Total laps=16 Full laps=13 Valid laps=10						
1	3'52.970	36.975	39.529	21.501	30.731		1	3'49.381	41.035	34.200	21.955	33.747	
2	1'51.989 *	25.964	32.507*	23.312	30.206	234.5	2	1'51.638 *	26.271	32.931*	21.408	31.028	237.6
3	1'47.368	25.488	31.120	20.731	30.029	237.1	3	1'49.394	26.320	31.563	21.001	30.510	236.0
4	1'46.295	25.291	30.648	20.329	30.027	237.6	4	1'48.286	25.983	31.315	20.786	30.202	235.0
5	1'46.393	25.483	30.858	20.253	29.799	235.0	5	1'48.531	25.836	31.349	20.649	30.697	234.5
6	1'45.753	25.511	30.471	20.184	29.587	234.5	6	1'48.257	26.145	31.242	20.676	30.194	234.5
7	1'45.533	25.308	30.420	20.293	29.512	236.0	7	1'47.780	25.804	31.108	20.804	30.064	234.5
8	1'44.949	25.098	30.479	20.099	29.273	237.1	8	1'43.543 P	25.605	32.648	21.535	23.755	235.5
9	1'49.232	25.437	32.321	20.970	30.504	237.6	9	2'00.123	36.898	32.021	20.796	30.408	
10	1'47.222 *	25.068	30.638*	20.436	31.080	234.5	10	1'47.348	25.727	30.963	20.404	30.254	232.5
11	1'45.821 P	27.068	32.265	21.406	25.082	218.0	11	1'47.111	25.780	30.889	20.482	29.960	232.5
12	2'03.456	37.650	32.842	21.349	31.615		12	1'47.750	25.661	31.370	20.523	30.196	233.0
13	1'51.332	26.766	32.183	21.002	31.381	228.1	13	1'47.921	25.689	31.292	20.478	30.462	232.5
	PIT	32.015	33.269	21.391	25.310	228.6	14	1'48.631 *	25.778	31.251*	20.697	30.905	232.5
							15	1'48.225 *	25.710	31.298	20.712	30.505*	233.5
							16	1'48.871	26.054	31.650	20.706	30.461	230.5
2nd 80 David ALONSO CFMOTO Gaviota Asp COL							5th 18 Matteo BERTELLE Kopron Rivacold Snip ITA						
Runs=2 Total laps=14 Full laps=11 Valid laps=10							Runs=2 Total laps=15 Full laps=12 Valid laps=9						
1	5'06.562	38.258	32.913	21.447	30.563		1	3'48.895	35.255	32.965	22.343	31.888	
2	1'48.513	25.915	31.671	20.693	30.234	235.0	2	1'52.043 *	26.529	32.839*	21.514	31.161	235.5
3	1'48.375	25.630	31.998	20.592	30.155	238.1	3	1'50.497	26.653	31.900	21.252	30.692	236.5
4	1'47.500	25.833	31.192	20.497	29.978	239.7	4	1'48.706	25.942	31.268	21.066	30.430	239.7
5	1'47.502	25.440	31.564	20.421	30.077	241.8	5	1'50.344	25.896	32.073	21.406	30.969	236.5
6	1'46.834	25.517	31.013	20.412	29.892	236.5	6	1'48.233	25.813	31.191	20.858	30.371	238.6
7	1'47.209	25.602	31.166	20.511	29.930	238.1	7	1'45.119 P	25.805	31.509	21.795	26.010	237.1
8	1'45.991	25.353	30.825	20.162	29.651	235.5	8	1'59.025	35.965	31.424	20.961	30.675	
9	1'40.551 P	25.251	30.958	20.858	23.484	236.0	9	1'48.334	26.058	31.127	20.732	30.417	234.0
10	2'00.865	38.076	31.922	20.731	30.136		10	1'47.570	25.850	31.002	20.511	30.207	233.0
11	1'47.715 *	26.051	31.170*	20.365	30.129	233.5	11	1'47.153	25.572	30.929	20.543	30.109	234.0
12	1'47.172	25.573	31.254	20.404	29.941	234.5	12	1'57.037 *	25.505	39.905*	20.774	30.853	234.0
13	1'46.333	25.386	30.926	20.208	29.813	233.5	13	1'48.051	25.720	30.948	21.037	30.346	233.0
14	1'46.548	25.374	31.002	20.282	29.890	233.0	14	1'47.464	25.558	31.043	20.536	30.327	233.0
3rd 31 Adrian FERNANDEZ Leopard Racing SPA							6th 64 David MUÑOZ BOE Motorsports SPA						
Runs=2 Total laps=13 Full laps=10 Valid laps=10							Runs=4 Total laps=10 Full laps=3 Valid laps=3						
1	3'12.482	36.020	33.103	21.670	30.382		1	4'09.522	36.867	33.954	22.157	31.223	
2	1'49.153	26.226	31.568	20.930	30.429	237.6	2	1'44.459 P	26.405	32.124*	21.109	24.821	233.0
3	1'49.020	26.233	31.484	20.906	30.397	236.0							
4	1'48.625	26.081	31.235	20.979	30.330	236.5							
5	1'47.695	25.932	31.147	20.532	30.084	234.5							
6	1'47.928	25.853	31.116	20.690	30.269	236.0							
7	1'47.582	25.732	31.183	20.510	30.157	233.5							
8	1'47.650	25.995	31.214	20.384	30.057	233.5							
9	1'47.062	25.771	30.884	20.315	30.092	234.0							
10	1'49.442 P	25.916	34.176	23.114	26.236	234.0							

Fastest Lap: Angel PIQUERAS Leopard Racing SPA **1'44.949** 25.098 30.479 20.099 29.273

These data/results cannot be reproduced, stored and/or transmitted in whole or in part by any manner of electronic, mechanical, photocopying, recording, broadcasting or otherwise now known or herein after developed without the previous express consent by the copyright owner, except for reproduction in daily press and regular printed publications on sale to the public within 60 days of the event related to those data/results and always provided that copyright symbol appears together as follows below.
© DORNA, 2024

Practice Nr. 1**Moto3**

Lap	Lap Time	T1	T2	T3	T4	Speed	Lap	Lap Time	T1	T2	T3	T4	Speed
3	2'01.871	37.338	32.074	21.838	30.621		11	1'42.594 P	25.767	31.395	20.920	24.512	233.5
4	1'49.095	26.309	31.319	21.151	30.316	234.0	12	2'39.162	39.675	1'04.100	23.667	31.720	
5	1'46.338 P	26.178	31.481	22.238	26.441	234.0	13	1'51.998 *	26.674	32.444*	21.432	31.448	230.5
6	2'00.912	36.728	31.902	21.472	30.810		14	1'51.832	26.847	32.589	21.242	31.154	230.0
7	1'49.729	26.592	31.623	20.923	30.591	228.1	15	1'51.011	26.372	32.341	21.103	31.195	232.5
8	1'47.746 P	26.393	32.076	22.763	26.514	228.6		PIT	26.474	33.665	22.525	28.007	231.5
9	2'00.683	37.790	31.569	20.881	30.443								
10	1'47.659	25.873	31.196	20.479	30.111	231.5							
7th 95 Collin VEIJER Liqui Moly Husqvarna NED													
Runs=2 Total laps=15 Full laps=12 Valid laps=9													
1	4'00.562	35.524	32.493	21.830	30.933		1	11'13.512	43.221	32.835	21.644	31.265	
2	1'50.164 *	26.232	32.115*	20.903	30.914	234.5	2	1'49.771	25.920	31.670	21.282	30.899	234.5
3	1'50.318	26.459	31.851	21.109	30.899	235.5	3	1'55.666	26.053	34.451	23.214	31.948	235.0
4	1'49.011	26.057	31.423	20.790	30.741	235.5	4	1'49.044	25.881	31.487	20.979	30.697	236.0
5	1'48.858	26.011	31.373	20.772	30.702	236.5	5	1'51.861 P	27.109	36.058	22.199	26.495	235.5
6	1'48.266	25.891	31.250	20.781	30.344	237.6	6	2'13.028 *	39.467	35.742*	23.514	34.305	
7	1'47.692	25.579	30.954	20.961	30.198	238.1	7	1'47.952	25.755	31.132	20.604	30.461	233.5
8	1'47.922	25.781	31.045	20.663	30.433	236.5	8	1'49.260	25.860	31.524	20.978	30.898	237.1
9	1'47.705	25.570	31.106	20.582	30.447	236.5	9	1'53.487 *	26.081	32.844*	22.110	32.452	233.0
10	1'51.653	27.114	32.240	21.202	31.097	235.0	11th 55 Noah DETTWILER CIP Green Power SWI						
11	1'43.233 P	25.911	31.138	20.927	25.257	235.0	Runs=3 Total laps=14 Full laps=9 Valid laps=8						
12	2'02.285	37.993	32.104	21.319	30.869		1	3'05.811	36.078	33.658	22.154	31.996	
13	1'50.782 *	25.927	32.659*	21.161	31.035	234.5	2	1'51.402	27.433	31.895	21.251	30.823	227.6
14	1'50.871 *	26.010	31.908	21.190	31.763*	233.5	3	1'50.346	26.523	31.715	21.436	30.672	234.0
15	1'51.655	26.477	32.237	21.616	31.325	232.5	4	1'49.380	26.376	31.486	20.975	30.543	235.5
8th 82 Stefano NEPA LEVELUP - MTA ITA													
Runs=2 Total laps=13 Full laps=10 Valid laps=9													
1	3'48.033	37.564	34.512	22.172	31.855		5	1'49.136	26.349	31.235	21.081	30.471	232.0
2	1'52.558 *	26.820	33.020*	21.394	31.324	231.0	6	1'49.157	26.295	31.296	20.918	30.648	231.5
3	1'50.662	26.270	32.309	21.135	30.948	231.0	7	1'47.998	25.986	31.051	20.716	30.245	235.0
4	1'49.696	26.355	31.924	20.891	30.526	233.0	8	1'49.906 P	25.973	34.428	22.605	26.900	233.5
5	1'48.840	25.902	31.733	20.725	30.480	234.5	9	1'59.506	35.204	32.097	21.164	31.041	
6	1'48.371	25.789	31.479	20.719	30.384	234.0	10	1'50.914	26.523	32.329	21.218	30.844	228.6
7	1'53.259	25.804	33.370	22.823	31.262	233.5	11	1'44.191 P	26.599	31.923	21.537	24.132	229.0
8	1'48.124	25.758	31.475	20.596	30.295	232.5	12	2'01.853 *	36.807	32.445*	21.295	31.306	
9	1'46.563 P	25.955	34.511	21.657	24.440	232.5	13	1'51.675 *	26.552	32.155	21.906	31.062*	230.5
10	2'01.099	37.317	32.901	20.598	30.283		14	1'51.229	26.685	31.830	21.316	31.398	231.5
11	1'48.184	25.741	31.396	20.779	30.268	232.5	12th 72 Taiyo FURUSATO Honda Team Asia JPN						
12	1'48.435	25.708	31.562	20.448	30.717	231.5	Runs=2 Total laps=9 Full laps=6 Valid laps=5						
13	1'47.801	25.733	31.541	20.392	30.135	231.5	1	3'21.961	34.012	34.798	21.304	30.238	
unfinished	25.671	31.443	20.367			232.0	2	19'14.857 P	25.815				234.5
9th 58 Luca LUNETTA SIC58 Squadra Corse ITA													
Runs=2 Total laps=15 Full laps=12 Valid laps=10													
1	2'55.085	37.245	33.158	21.978	31.789		3	2'01.019	36.142	32.571	21.357	30.949	
2	1'52.247	27.038	32.546	21.589	31.074	233.0	4	1'49.422	26.395	31.737	20.823	30.467	228.6
3	1'50.670 *	26.345	32.587*	21.027	30.711	233.5	5	1'48.422	25.965	31.429	20.709	30.319	229.0
4	1'50.489	26.379	31.945	21.191	30.974	234.5	6	1'48.669	26.034	31.557	20.650	30.428	229.5
5	1'49.989	26.344	31.670	21.092	30.883	233.5	7	1'48.044	25.871	31.294	20.547	30.332	229.0
6	1'57.088	26.408	33.392	24.258	33.030	232.5	8	1'48.827	26.069	31.688	20.657	30.413	229.5
7	1'49.384	26.172	31.745	20.925	30.542	234.5	9	1'48.674 *	25.890	31.507*	20.622	30.655	230.0
8	1'49.439	25.877	31.511	20.619	31.432	234.0	13th 24 Tatsuki SUZUKI Liqui Moly Husqvarna JPN						
9	1'47.833	25.781	31.232	20.515	30.305	235.0	Runs=2 Total laps=14 Full laps=11 Valid laps=9						
10	1'47.865	25.743	31.118	20.705	30.299	234.0	1	3'18.704	35.089	32.918	20.954	31.045	
Fastest Lap: Angel PIQUERAS Leopard Racing SPA 1'44.949 25.098 30.479 20.099 29.273													

These data/results cannot be reproduced, stored and/or transmitted in whole or in part by any manner of electronic, mechanical, photocopying, recording, broadcasting or otherwise now known or herein after developed without the previous express consent by the copyright owner, except for reproduction in daily press and regular printed publications on sale to the public within 60 days of the event related to those data/results and always provided that copyright symbol appears together as follows below.

© DORNA, 2024

Official MotoGP Timing by TISSOT
www.motogp.com

Phillip Island, Friday, October 18, 2024

Page 2 of 5



Practice Nr. 1


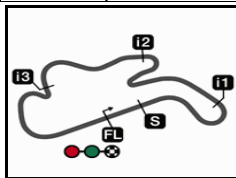
Moto3

Lap	Lap Time	T1	T2	T3	T4	Speed	Lap	Lap Time	T1	T2	T3	T4	Speed
5	2'01.641	37.547	31.960	21.120	31.014								
6	1'49.829	26.217	31.656	20.936	31.020	231.5							
7	1'44.426 P	26.067	31.538	21.903	24.918	231.5							
8	2'01.003	36.113	32.052	21.015	31.823								
9	1'53.275 *	26.802	32.843*	21.482	32.148	227.1							
10	1'52.451 *	26.665	32.238	21.599	31.949*	225.7							
	PIT	27.810	33.320	22.048	25.954	226.2							

Fastest Lap:	Angel PIQUERAS	Leopard Racing	SPA	1'44.949	25.098	30.479	20.099	29.273
---------------------	----------------	----------------	-----	-----------------	--------	--------	--------	--------

These data/results cannot be reproduced, stored and/or transmitted in whole or in part by any manner of electronic, mechanical, photocopying, recording, broadcasting or otherwise now known or herein after developed without the previous express consent by the copyright owner, except for reproduction in daily press and regular printed publications on sale to the public within 60 days of the event related to those data/results and always provided that copyright symbol appears together as follows below.
© DORNA, 2024

Phillip Island

Results and timing service provided by  TISSOT

4448 m.

QATAR AIRWAYS AUSTRALIAN MOTORCYCLE GRAND PRIX

Practice Nr. 1

Best Partial Times

Moto3™

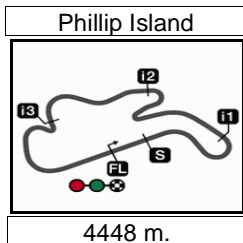
IT Ideal Lap Time, sum of the best partial times

BT Best Lap Time

T1		T2		T3		T4				IT		BT	
Pos	Rider	Time	Rider	Time	Rider	Time	Rider	Time	Pos	Rider	IT	BT	
1A.	PIQUERAS	25.068	A.PIQUERAS	30.420	A.PIQUERAS	20.099	A.PIQUERAS	29.273	1	A.PIQUERAS	1'44.860	1'44.949	(1)
2D.	ALONSO	25.251	D.ALONSO	30.825	D.ALONSO	20.162	D.ALONSO	29.651	2	D.ALONSO	1'45.889	1'45.991	(2)
3M.	BERTELLE	25.505	A.FERNANDEZ	30.884	A.FERNANDEZ	20.315	D.ALMANSA	29.960	3	D.ALMANSA	1'46.858	1'47.111	(4)
4J.	ESTEBAN	25.548	D.ALMANSA	30.889	S.NEPA	20.367	A.FERNANDEZ	30.057	4	A.FERNANDEZ	1'46.988	1'47.062	(3)
5C.	VEIJER	25.570	M.BERTELLE	30.929	D.ALMANSA	20.404	M.BERTELLE	30.109	5	M.BERTELLE	1'47.054	1'47.153	(5)
6D.	ALMANSA	25.605	C.VEIJER	30.954	D.MUÑOZ	20.479	D.MUÑOZ	30.111	6	C.VEIJER	1'47.304	1'47.692	(7)
7S.	OGDEN	25.623	N.DETTWILER	31.051	M.BERTELLE	20.511	S.NEPA	30.135	7	S.NEPA	1'47.569	1'47.801	(8)
8T.	SUZUKI	25.642	L.LUNETTA	31.118	L.LUNETTA	20.515	C.VEIJER	30.198	8	J.ESTEBAN	1'47.629	1'48.229	(14)
9S.	NEPA	25.671	J.KELSO	31.132	J.ESTEBAN	20.534	T.FURUSATO	30.238	9	D.MUÑOZ	1'47.659	1'47.659	(6)
10A.	FERNANDEZ	25.732	X.ZURUTUZA	31.174	T.FURUSATO	20.547	N.DETTWILER	30.245	10	L.LUNETTA	1'47.675	1'47.833	(9)
11L.	LUNETTA	25.743	R.ROSSI	31.178	C.VEIJER	20.582	R.ROSSI	30.269	11	T.FURUSATO	1'47.894	1'48.044	(12)
12J.	KELSO	25.755	D.MUÑOZ	31.196	T.SUZUKI	20.601	L.LUNETTA	30.299	12	J.KELSO	1'47.952	1'47.952	(10)
13R.	ROSSI	25.760	D.HOLGADO	31.201	J.KELSO	20.604	T.SUZUKI	30.301	13	N.DETTWILER	1'47.985	1'47.998	(11)
14R.	YAMANAKA	25.798	J.ESTEBAN	31.206	J.ROULSTONE	20.649	S.OGDEN	30.333	14	T.SUZUKI	1'48.035	1'48.190	(13)
15T.	FURUSATO	25.815	N.CARRARO	31.238	X.ZURUTUZA	20.701	J.ESTEBAN	30.341	15	S.OGDEN	1'48.132	1'48.299	(15)
16D.	MUÑOZ	25.873	T.FURUSATO	31.294	J.RUEDA	20.707	X.ZURUTUZA	30.389	16	R.ROSSI	1'48.149	1'48.423	(16)
17X.	ZURUTUZA	25.939	J.RUEDA	31.294	N.DETTWILER	20.716	J.KELSO	30.461	17	X.ZURUTUZA	1'48.203	1'48.452	(18)
18D.	HOLGADO	25.955	F.FARIOLI	31.316	N.CARRARO	20.772	D.HOLGADO	30.472	18	D.HOLGADO	1'48.445	1'48.445	(17)
19N.	DETTWILER	25.973	T.BUASRI	31.323	T.BUASRI	20.781	F.FARIOLI	30.486	19	J.RUEDA	1'48.528	1'48.610	(19)
20J.	RUEDA	26.004	S.OGDEN	31.341	E.O'SHEA	20.816	J.RUEDA	30.523	20	N.CARRARO	1'48.578	1'49.546	(24)
21T.	BUASRI	26.009	S.NEPA	31.396	D.HOLGADO	20.817	N.CARRARO	30.525	21	R.YAMANAKA	1'48.676	1'49.505	(23)
22N.	CARRARO	26.043	J.ROULSTONE	31.399	S.OGDEN	20.835	T.BUASRI	30.581	22	T.BUASRI	1'48.694	1'48.901	(20)
23I.	ORTOLA	26.067	R.YAMANAKA	31.445	R.YAMANAKA	20.842	R.YAMANAKA	30.591	23	J.ROULSTONE	1'48.770	1'48.973	(22)
24J.	ROULSTONE	26.126	T.SUZUKI	31.491	F.FARIOLI	20.882	J.ROULSTONE	30.596	24	F.FARIOLI	1'48.834	1'48.931	(21)

These data/results cannot be reproduced, stored and/or transmitted in whole or in part by any manner of electronic, mechanical, photocopying, recording, broadcasting or otherwise now known or herein after developed without the previous express consent by the copyright owner, except for reproduction in daily press and regular printed publications on sale to the public within 60 days of the event related to those data/results and always provided that copyright symbol appears together as follows below.
© DORNA, 2024

Official MotoGP Timing by TISSOT
www.motogp.com



Results and timing service provided by **TISSOT**

Moto3™

QATAR AIRWAYS AUSTRALIAN MOTORCYCLE GRAND PRIX

Practice Nr. 1

Best Partial Times

IT Ideal Lap Time, sum of the best partial times

BT Best Lap Time


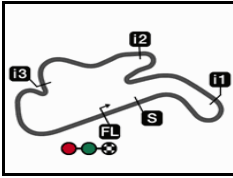
		<i>T1</i>		<i>T2</i>		<i>T3</i>		<i>T4</i>				
<i>Pos</i>	<i>Rider</i>	<i>Time</i>	<i>Rider</i>	<i>Time</i>	<i>Rider</i>	<i>Time</i>	<i>Rider</i>	<i>Time</i>	<i>Pos</i>	<i>Rider</i>	<i>IT</i>	<i>BT</i>
25	F.FARIOLI	26.150	I.ORTOLA	31.538	I.ORTOLA	20.936	E.O'SHEA	30.739	25	E.O'SHEA	1'49.468	1'49.648 (25)
26	E.O'SHEA	26.164	E.O'SHEA	31.749	R.ROSSI	20.942	I.ORTOLA	31.014	26	I.ORTOLA	1'49.555	1'49.829 (26)

These data/results cannot be reproduced, stored and/or transmitted in whole or in part by any manner of electronic, mechanical, photocopying, recording, broadcasting or otherwise now known or herein after developed without the previous express consent by the copyright owner, except for reproduction in daily press and regular printed publications on sale to the public within 60 days of the event related to those data/results and always provided that copyright symbol appears together as follows below.
© DORNA, 2024

Official MotoGP Timing by **TISSOT**
www.motogp.com




Phillip Island

Results and timing service provided by **Moto3™**

4448 m.

QATAR AIRWAYS AUSTRALIAN MOTORCYCLE GRAND PRIX**Practice Nr. 1****Fastest Laps Sequence**

<i>Practice Time</i>	 <i>Rider</i>	<i>Nation</i>	<i>Motorcycle</i>	<i>Time</i>	<i>Km/h</i>	<i>Rider's Lap</i>
4'41.289	7 Filippo FARIOLI	ITA	HONDA	1'50.845	144.4	2
4'43.443	6 Ryusei YAMANAKA	JPN	KTM	1'50.738	144.6	2
5'01.635	31 Adrian FERNANDEZ	SPA	HONDA	1'49.153	146.7	2
6'50.655	31 Adrian FERNANDEZ	SPA	HONDA	1'49.020	146.8	3
6'55.075	80 David ALONSO	COL	CFMOTO	1'48.513	147.5	2
7'32.327	36 Angel PIQUERAS	SPA	HONDA	1'47.368	149.1	3
9'18.622	36 Angel PIQUERAS	SPA	HONDA	1'46.295	150.6	4
12'50.768	36 Angel PIQUERAS	SPA	HONDA	1'45.753	151.4	6
14'36.301	36 Angel PIQUERAS	SPA	HONDA	1'45.533	151.7	7
16'21.250	36 Angel PIQUERAS	SPA	HONDA	1'44.949	152.5	8

These data/results cannot be reproduced, stored and/or transmitted in whole or in part by any manner of electronic, mechanical, photocopying, recording, broadcasting or otherwise now known or herein after developed without the previous express consent by the copyright owner, except for reproduction in daily press and regular printed publications on sale to the public within 60 days of the event related to those data/results and always provided that copyright symbol appears together as follows below.

© DORNA, 2024

Official MotoGP Timing by TISSOT
www.motogp.com



Phillip Island, Friday, October 18, 2024