


Phillip Island

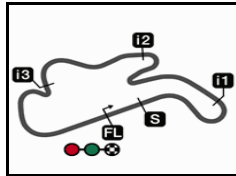
Results and timing service provided by 

Moto3™

QATAR AIRWAYS AUSTRALIAN MOTORCYCLE GRAND PRIX

Qualifying Nr. 2

Classification



4448 m.



Rider	Nation	Team	Motorcycle	Time	Lap	Total	Gap	Top Speed
1 48 Ivan ORTOLA	SPA	MT Helmets - MSI	KTM	1'35.872	7	7		245.1
2 95 Collin VEIJER	NED	Liqui Moly Husqvarna Intact GP	HUSQVARNA	1'35.996	7	7	0.124 0.124	240.2
3 31 Adrian FERNANDEZ	SPA	Leopard Racing	HONDA	1'36.023	7	7	0.151 0.027	245.7
4 64 David MUÑOZ	SPA	BOE Motorsports	KTM	1'36.201	7	7	0.329 0.178	248.5
5 19 Scott OGDEN	GBR	FleetSafe Honda - MLav Racing	HONDA	1'36.275	7	7	0.403 0.074	245.7
6 82 Stefano NEPA	ITA	LEVELUP - MTA	KTM	1'36.360	7	7	0.488 0.085	249.1
7 66 Joel KELSO	AUS	BOE Motorsports	KTM	1'36.366	5	7	0.494 0.006	246.2
8 36 Angel PIQUERAS	SPA	Leopard Racing	HONDA	1'36.423	7	7	0.551 0.057	241.3
9 72 Taiyo FURUSATO	JPN	Honda Team Asia	HONDA	1'36.487	5	5	0.615 0.064	237.6
10 80 David ALONSO	COL	CFMOTO Gaviota Aspar Team	CFMOTO	1'36.602	8	8	0.730 0.115	240.8
11 6 Ryusei YAMANAKA	JPN	MT Helmets - MSI	KTM	1'36.630	7	7	0.758 0.028	245.7
12 58 Luca LUNETTA	ITA	SIC58 Squadra Corse	HONDA	1'36.831	6	7	0.959 0.201	246.2
13 12 Jacob ROULSTONE	AUS	Red Bull GASGAS Tech3	GASGAS	1'36.974	5	9	1.102 0.143	246.2
14 96 Daniel HOLGADO	SPA	Red Bull GASGAS Tech3	GASGAS	1'37.101	4	7	1.229 0.127	246.2
15 99 Jose Antonio RUEDA	SPA	Red Bull KTM Ajo	KTM	1'37.293	4	8	1.421 0.192	246.2
16 7 Filippo FARIOLI	ITA	SIC58 Squadra Corse	HONDA	1'37.326	4	9	1.454 0.033	244.6
17 24 Tatsuki SUZUKI	JPN	Liqui Moly Husqvarna Intact GP	HUSQVARNA	1'37.451	4	9	1.579 0.125	246.8
18 18 Matteo BERTELLE	ITA	Kopron Rivacold Snipers Team	HONDA	1'38.203	3	6	2.331 0.752	244.0

Practice condition: Dry

Air: 14°

Humidity: 76%

Ground: 29°

Fastest Lap:	Lap: 7	Ivan ORTOLA	1'35.872	167 Km/h
Best Race Lap:	2014	Jack MILLER	1'36.302	166.2 Km/h
All-Time Lap Record:	2022	Ayumu SASAKI	1'35.854	167.0 Km/h

The results are provisional until the end of the limit for protest and appeals.

Time limit for protest expires 60' after publication of the results - Time:

These data/results cannot be reproduced, stored and/or transmitted in whole or in part by any manner of electronic, mechanical, photocopying, recording, broadcasting or otherwise now known or herein after developed without the previous express consent by the copyright owner, except for reproduction in daily press and regular printed publications on sale to the public within 60 days of the event related to those data/results and always provided that copyright symbol appears together as follows below.


© DORNA, 2024

Official MotoGP Timing by TISSOT
www.motogp.com

Phillip Island, Saturday, October 19, 2024



Phillip Island

Results and timing service provided by **Moto3™****QATAR AIRWAYS AUSTRALIAN MOTORCYCLE GRAND PRIX****Qualifying Nr. 2****Top Speed & Average****21A**

4448 m.



Rider	Nation	Motorcycle	Top 5 speeds					Average	Top
82 Stefano NEPA	ITA	KTM	249.1	246.8	245.7	245.7	231.5	243.8	249.1
64 David MUÑOZ	SPA	KTM	248.5	247.9	244.6	242.4	238.6	244.4	248.5
24 Tatsuki SUZUKI	JPN	HUSQVARNA	246.8	246.8	246.2	242.9	241.8	244.9	246.8
12 Jacob ROULSTONE	AUS	GASGAS	246.2	244.6	244.0	240.8	239.7	243.1	246.2
58 Luca LUNETTA	ITA	HONDA	246.2	245.7	244.0	241.3	240.2	242.9	246.2
66 Joel KELSO	AUS	KTM	246.2	245.7	239.7	238.1	237.1	241.4	246.2
96 Daniel HOLGADO	SPA	GASGAS	246.2	244.0	242.9	241.8	234.5	241.9	246.2
99 Jose Antonio RUEDA	SPA	KTM	246.2	245.7	245.1	244.0	241.3	244.5	246.2
6 Ryusei YAMANAKA	JPN	KTM	245.7	245.1	244.6	241.8	239.7	243.4	245.7
19 Scott OGDEN	GBR	HONDA	245.7	244.0	242.9	242.9	242.4	243.6	245.7
31 Adrian FERNANDEZ	SPA	HONDA	245.7	245.1	240.8	240.8	236.0	241.7	245.7
48 Ivan ORTOLA	SPA	KTM	245.1	244.6	239.7	238.1	236.0	240.7	245.1
7 Filippo FARIOLI	ITA	HONDA	244.6	244.6	242.9	241.8	240.2	242.8	244.6
18 Matteo BERTELLE	ITA	HONDA	244.0	244.0	239.7	236.0		240.9	244.0
36 Angel PIQUERAS	SPA	HONDA	241.3	240.8	238.6	238.6	237.1	239.3	241.3
80 David ALONSO	COL	CFMOTO	240.8	239.7	239.2	237.6	237.6	238.8	240.8
95 Collin VEIJER	NED	HUSQVARNA	240.2	239.7	239.7	239.2	238.1	239.4	240.2
72 Taiyo FURUSATO	JPN	HONDA	237.6	237.1	236.0			236.9	237.6

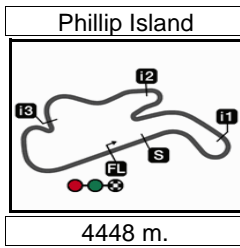
These data/results cannot be reproduced, stored and/or transmitted in whole or in part by any manner of electronic, mechanical, photocopying, recording, broadcasting or otherwise now known or herein after developed without the previous express consent by the copyright owner, except for reproduction in daily press and regular printed publications on sale to the public within 60 days of the event related to those data/results and always provided that copyright symbol appears together as follows below.

© DORNA, 2024

Official MotoGP Timing by TISSOT
www.motogp.com



Phillip Island, Saturday, October 19, 2024



Results and timing service provided by TISSOT

Moto3™

QATAR AIRWAYS AUSTRALIAN MOTORCYCLE GRAND PRIX
Qualifying Nr. 2

Chronological Analysis of Performances

22A

* Lap / Sector time cancelled T1 Time from finish line to 1st intermediate T3 Time from 2nd intermed. to 3rd intermed.
P Crossing the finish line in pit lane T2 Time from 1st intermed. to 2nd intermed. T4 Time from 3rd intermediate to finish line

Lap	Lap Time	T1	T2	T3	T4	Speed	Lap	Lap Time	T1	T2	T3	T4	Speed
1st 48 Ivan ORTOLA MT Helmets - MSI SPA							5th 82 Stefano NEPA LEVELUP - MTA ITA						
Runs=2 Total laps=7 Full laps=4 Valid laps=4							Runs=2 Total laps=7 Full laps=4 Valid laps=4						
1	2'03.442	35.186	33.261	20.388	29.259		1	2'06.221	33.104	30.183	18.898	28.315	
2	1'36.965	23.024	27.973	18.676	27.292	244.6	2	1'39.794	23.235	27.891	18.571	30.097	249.1
3	1'37.585	23.516	28.259	18.583	27.227	239.7	3	1'37.034	23.183	28.054	18.518	27.279	245.7
4	1'38.812	24.141	28.223	18.660	27.788	238.1	4	1'36.529	23.194	27.949	18.406	26.980	245.7
5	1'34.031 P	23.461	28.710	19.094	22.766	236.0	5	1'37.232 P	23.241	33.281	18.971	21.739	246.8
6	2'08.502	46.815	30.606	18.655	32.426		6	2'13.119	42.723	33.912	19.876	36.608	
7	1'35.872	23.083	27.605	18.343	26.841	245.1	7	1'36.360	23.532	27.739	18.305	26.784	231.5
2nd 95 Collin VEIJER Liqui Moly Husqvarna NED							7th 66 Joel KELSO BOE Motorsports AUS						
Runs=2 Total laps=7 Full laps=4 Valid laps=4							Runs=2 Total laps=7 Full laps=4 Valid laps=4						
1	2'34.444	33.422	28.901	18.876	27.709		1	2'06.124	33.409	34.174	19.570	30.736	
2	1'37.591	23.463	28.167	18.660	27.301	239.7	2	1'37.359	23.015	27.824	18.896	27.624	245.7
3	1'36.800	23.324	27.704	18.612	27.160	239.7	3	1'35.999 P	23.517	31.865	18.989	21.628	246.2
4	1'52.482 P	23.276	45.587	20.160	23.459	238.1	4	1'50.923	34.584	28.228	19.588	28.523	
5	1'48.917	32.470	29.829	18.863	27.755		5	1'36.366	23.199	27.464	18.594	27.109	239.7
6	1'37.821	23.380	27.838	18.410	28.193	240.2	6	1'43.349	23.290	28.117	20.665	31.277	238.1
7	1'35.996	23.090	27.618	18.377	26.911	239.2	7	1'36.620	23.382	27.718	18.368	27.152	237.1
3rd 31 Adrian FERNANDEZ Leopard Racing SPA							8th 36 Angel PIQUERAS Leopard Racing SPA						
Runs=2 Total laps=7 Full laps=4 Valid laps=4							Runs=2 Total laps=7 Full laps=4 Valid laps=4						
1	2'08.714	33.441	28.075	18.586	27.286		1	2'01.381	35.051	32.515	20.453	28.210	
2	1'36.629	23.359	27.794	18.562	26.914	240.8	2	1'41.078	23.929	28.653	19.120	29.376	238.6
3	1'36.814	23.268	27.921	18.673	26.952	245.7	3	1'38.566	23.828	28.456	18.847	27.435	241.3
4	1'36.833	23.350	28.095	18.369	27.019	245.1	4	1'42.166	24.195	31.464	18.893	27.614	237.1
5	1'33.707 P	23.603	28.539	18.616	22.949	240.8	5	1'33.502 P	23.678	28.363	18.985	22.476	240.8
6	2'05.819	44.528	30.194	18.786	32.311		6	2'12.008	49.541	30.322	18.985	33.160	
7	1'36.023	23.408	27.596	18.346	26.673	236.0	7	1'36.423	23.339	27.855	18.330	26.899	238.6
4th 64 David MUÑOZ BOE Motorsports SPA							9th 72 Taiyo FURUSATO Honda Team Asia JPN						
Runs=2 Total laps=7 Full laps=4 Valid laps=3							Runs=2 Total laps=5 Full laps=2 Valid laps=2						
1	2'03.982	32.571	29.979	20.324	31.695		1	3'53.463	29.406	28.285	18.930	27.523	
2	1'40.595	23.021	27.750	18.579	31.245	248.5	2	1'37.522	23.474	28.045	18.683	27.320	237.1
3	1'40.305 *	23.371	28.473	18.873	29.588*	247.9	3	1'31.447 P	23.426	28.094	18.851	21.076	236.0
4	1'31.064 P	23.051	27.712	18.533	21.768	244.6	4	2'04.915	41.161	31.100	18.680	33.974	
5	1'48.333	33.288	28.596	18.625	27.824		5	1'36.487	23.177	27.791	18.576	26.943	237.6
6	1'37.137	23.222	27.779	18.558	27.578	242.4							
7	1'36.201	23.204	27.572	18.344	27.081	238.6							
5th 19 Scott OGDEN FleetSafe Honda - ML GBR							10th 80 David ALONSO CFMOTO Gaviota Asp COL						
Runs=2 Total laps=7 Full laps=4 Valid laps=4							Runs=2 Total laps=8 Full laps=5 Valid laps=5						
1	2'02.504	34.635	32.101	20.225	29.863		1	2'01.069	35.189	32.516	20.325	28.251	
2	1'40.583	23.877	28.760	18.842	29.104	242.9	2	1'41.171	24.066	28.466	19.219	29.420	237.6
3	1'40.476	23.846	29.311	18.873	28.446	244.0	3	1'38.685	23.954	28.419	18.856	27.456	239.2
4	1'37.782	23.484	28.287	18.710	27.301	242.4							

Fastest Lap: Ivan ORTOLA MT Helmets - MSI SPA **1'35.872** 23.083 27.605 18.343 26.841

These data/results cannot be reproduced, stored and/or transmitted in whole or in part by any manner of electronic, mechanical, photocopying, recording, broadcasting or otherwise now known or herein after developed without the previous express consent by the copyright owner, except for reproduction in daily press and regular printed publications on sale to the public within 60 days of the event related to those data/results and always provided that copyright symbol appears together as follows below.
© DORNA, 2024



Qualifying Nr. 2

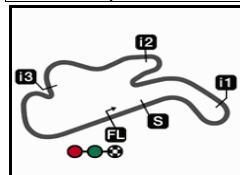
Moto3

Lap	Lap Time	T1	T2	T3	T4	Speed	Lap	Lap Time	T1	T2	T3	T4	Speed
4	1'37.800	23.880	28.226	18.582	27.112	237.6	7	1'46.581	32.263	28.474	18.599	27.245	
5	1'32.510 P	23.438	27.939	18.743	22.390	240.8	8	1'37.602	23.908	27.916	18.614	27.164	240.2
6	1'47.449	32.896	28.642	18.629	27.282		16th 7 Filippo FARIOLI SIC58 Squadra Corse ITA						
7	1'37.278	23.551	27.867	18.599	27.261	239.7	Runs=1 Total laps=9 Full laps=8 Valid laps=8						
8	1'36.602	23.450	27.663	18.489	27.000	237.6	1	2'01.071	36.073	31.811	20.419	28.092	
11th 6 Ryusei YAMANAKA MT Helmets - MSI JPN							2	1'43.010	24.129	31.027	19.440	28.414	236.5
Runs=2 Total laps=7 Full laps=4 Valid laps=4							3	1'40.241	23.778	28.641	19.037	28.785	244.6
1	2'01.962	34.775	32.614	20.198	28.270		4	1'37.326	23.762	28.052	18.586	26.926	242.9
2	1'41.725	23.664	30.094	19.042	28.925	245.1	5	1'37.334	23.344	28.021	18.622	27.347	244.6
3	1'38.395	23.756	28.633	18.806	27.200	244.6	6	1'40.209	23.675	29.942	19.291	27.301	240.2
4	1'36.707	23.290	27.914	18.516	26.987	245.7	7	1'37.421	23.557	27.873	18.570	27.421	238.1
5	1'36.541 P	23.472	31.897	18.843	22.329	241.8	8	1'42.375	23.550	28.343	21.337	29.145	241.8
6	2'08.878	45.293	31.373	18.909	33.303		9	1'37.638	23.683	28.117	18.643	27.195	236.5
7	1'36.630	23.385	27.724	18.542	26.979	239.7	17th 24 Tatsuki SUZUKI Liqui Moly Husqvarna JPN						
12th 58 Luca LUNETTA SIC58 Squadra Corse ITA							Runs=1 Total laps=7 Full laps=6 Valid laps=6						
1	2'01.430	33.827	31.297	20.550	28.122		1	2'03.624	31.824	32.865	19.535	28.730	
2	1'41.913	23.960	28.706	19.114	30.133	237.1	2	1'38.998	23.162	28.512	18.753	28.571	246.8
3	1'37.799	23.556	28.298	18.786	27.159	246.2	3	1'39.521	23.723	29.477	18.989	27.332	246.2
4	1'42.403	24.165	31.773	18.838	27.627	241.3	4	1'37.451	23.690	28.204	18.469	27.088	242.9
5	1'37.969	23.581	28.232	18.862	27.294	244.0	5	1'37.519	23.366	27.995	18.622	27.536	246.8
6	1'36.831	23.420	27.802	18.495	27.114	240.2	6	1'41.284	23.709	30.777	19.066	27.732	241.8
7	1'38.465	23.522	29.069	18.714	27.160	240.2	7	1'38.002	23.750	28.039	18.645	27.568	235.5
unfinished	23.229					245.7	8	1'46.459	23.647	30.783	21.128	30.901	240.8
							9	1'37.511	23.474	28.229	18.615	27.193	239.7
13th 12 Jacob ROULSTONE Red Bull GASGAS Te AUS							Runs=1 Total laps=9 Full laps=8 Valid laps=8						
1	2'04.949	33.270	32.670	19.810	29.098		18th 18 Matteo BERTELLE Kopron Rivacold Snip ITA						
2	1'38.476	23.352	28.045	18.720	28.359	244.0	Runs=2 Total laps=6 Full laps=3 Valid laps=3						
3	1'37.693	23.684	28.226	18.601	27.182	244.6	1	2'01.613	33.931	32.007	20.430	28.190	
4	1'37.893	23.790	28.507	18.503	27.093	239.7	2	1'41.258	23.953	28.675	19.056	29.574	244.0
5	1'36.974	23.359	27.905	18.563	27.147	246.2	3	1'38.203	23.600	28.431	18.719	27.453	244.0
6	1'45.115	25.508	31.725	19.901	27.981	237.1	4	1'39.846	24.820	28.950	18.835	27.241	236.0
7	1'38.500	23.814	28.377	19.063	27.246	237.1	5	1'38.597 P	23.635	34.343	19.232	21.387	239.7
8	1'41.499	23.321	28.037	18.709	31.432	240.8	6	2'09.608	48.118	29.832	18.658	33.000	
9	1'39.471	23.595	28.157	18.559	29.160	237.1							
14th 96 Daniel HOLGADO Red Bull GASGAS Te SPA							Runs=2 Total laps=7 Full laps=4 Valid laps=3						
1	2'03.525	34.005	32.998	20.237	29.043		15th 99 Jose Antonio RUED Red Bull KTM Ajo SPA						
2	1'39.906 *	23.414	28.265	18.722	29.505*	244.0	Runs=2 Total laps=8 Full laps=5 Valid laps=5						
3	1'38.722	23.850	28.590	18.795	27.487	241.8	1	2'05.152	32.854	28.986	19.001	27.512	
4	1'37.101	23.529	28.050	18.407	27.115	242.9	2	1'37.993	23.482	28.003	18.581	27.927	245.7
5	1'34.068 P	23.431	28.330	18.679	23.628	246.2	3	1'40.889	23.405	28.416	18.860	30.208	244.0
6	1'53.985 *	36.678	30.318*	18.954	28.035		4	1'37.293	23.541	27.935	18.605	27.212	245.1
7	1'38.103	24.056	27.854	18.735	27.458	234.5	5	1'37.388	23.367	28.155	18.632	27.234	246.2
							6	1'40.636 P	25.654	35.140	19.003	20.839	241.3

Fastest Lap: Ivan ORTOLA MT Helmets - MSI SPA **1'35.872** 23.083 27.605 18.343 26.841


These data/results cannot be reproduced, stored and/or transmitted in whole or in part by any manner of electronic, mechanical, photocopying, recording, broadcasting or otherwise now known or herein after developed without the previous express consent by the copyright owner, except for reproduction in daily press and regular printed publications on sale to the public within 60 days of the event related to those data/results and always provided that copyright symbol appears together as follows below.
© DORNA, 2024





4448 m.

Qualifying Results

	Rider	Nation Team	Motorcycle	Time	Lap	Total	Gap	Top Speed
1	48 Ivan ORTOLA	SPA MT Helmets - MSI	KTM	Q2 1'35.872	7	7		245.1
2	95 Collin VEIJER	NED Liqui Moly Husqvarna Intact GP	HUSQVARNA	Q2 1'35.996	7	7	0.124 0.124	240.2
3	31 Adrian FERNANDEZ	SPA Leopard Racing	HONDA	Q2 1'36.023	7	7	0.151 0.027	245.7
4	64 David MUÑOZ	SPA BOE Motorsports	KTM	Q2 1'36.201	7	7	0.329 0.178	248.5
5	19 Scott OGDEN	GBR FleetSafe Honda - MLav Racing	HONDA	Q2 1'36.275	7	7	0.403 0.074	245.7
6	82 Stefano NEPA	ITA LEVELUP - MTA	KTM	Q2 1'36.360	7	7	0.488 0.085	249.1
7	66 Joel KELSO	AUS BOE Motorsports	KTM	Q2 1'36.366	5	7	0.494 0.006	246.2
8	36 Angel PIQUERAS	SPA Leopard Racing	HONDA	Q2 1'36.423	7	7	0.551 0.057	241.3
9	72 Taiyo FURUSATO	JPN Honda Team Asia	HONDA	Q2 1'36.487	5	5	0.615 0.064	237.6
10	80 David ALONSO	COL CFMOTO Gaviota Aspar Team	CFMOTO	Q2 1'36.602	8	8	0.730 0.115	240.8
11	6 Ryusei YAMANAKA	JPN MT Helmets - MSI	KTM	Q2 1'36.630	7	7	0.758 0.028	245.7
12	58 Luca LUNETTA	ITA SIC58 Squadra Corse	HONDA	Q2 1'36.831	6	7	0.959 0.201	246.2
13	12 Jacob ROULSTONE	AUS Red Bull GASGAS Tech3	GASGAS	Q2 1'36.974	5	9	1.102 0.143	246.2
14	96 Daniel HOLGADO	SPA Red Bull GASGAS Tech3	GASGAS	Q2 1'37.101	4	7	1.229 0.127	246.2
15	99 Jose Antonio RUEDA	SPA Red Bull KTM Ajo	KTM	Q2 1'37.293	4	8	1.421 0.192	246.2
16	7 Filippo FARIOLI	ITA SIC58 Squadra Corse	HONDA	Q2 1'37.326	4	9	1.454 0.033	244.6
17	24 Tatsuki SUZUKI	JPN Liqui Moly Husqvarna Intact GP	HUSQVARNA	Q2 1'37.451	4	9	1.579 0.125	246.8
18	18 Matteo BERTELLE	ITA Kopron Rivacold Snipers Team	HONDA	Q2 1'38.203	3	6	2.331 0.752	244.0
19	10 Nicola CARRARO	ITA LEVELUP - MTA	KTM	Q1 1'37.716	9	9 (*)	1.028	242.9
20	22 David ALMANSA	SPA Kopron Rivacold Snipers Team	HONDA	Q1 1'37.860	4	4 (*)	1.172 0.144	238.6
21	78 Joel ESTEBAN	SPA CFMOTO Gaviota Aspar Team	CFMOTO	Q1 1'37.971	6	9 (*)	1.283 0.111	238.6
22	85 Xabi ZURUTUZA	SPA Red Bull KTM Ajo	KTM	Q1 1'38.531	7	8 (*)	1.843 0.560	242.9
23	54 Riccardo ROSSI	ITA CIP Green Power	KTM	Q1 1'39.079	7	7 (*)	2.391 0.548	236.5
24	55 Noah DETTWILER	SWI CIP Green Power	KTM	Q1 1'39.426	7	7 (*)	2.738 0.347	236.5
25	8 Eddie O'SHEA	GBR FleetSafe Honda - MLav Racing	HONDA	Q1 1'39.645	6	9 (*)	2.957 0.219	241.3
26	5 Tatchakorn BUASRI	THA Honda Team Asia	HONDA	Q1 1'39.987	6	9 (*)	3.299 0.342	238.6

* Gap with the fastest rider in the Q1 session.

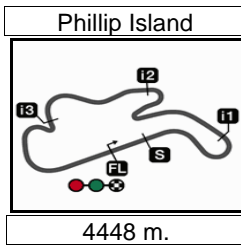
Pole Position:		Ivan ORTOLA	1'35.872	167.0 Km/h
Q1 Best Lap:	Lap 9	Jacob ROULSTONE	(*) 1'36.688	165.6 Km/h
Best Race Lap:	2014	Jack MILLER	1'36.302	166.2 Km/h
All-Time Lap Record:	2022	Ayumu SASAKI	1'35.854	167.0 Km/h

The results are provisional until the end of the limit for protest and appeals.

Time limit for protest expires 60' after publication of the results - Time:

These data/results cannot be reproduced, stored and/or transmitted in whole or in part by any manner of electronic, mechanical, photocopying, recording, broadcasting or otherwise now known or herein after developed without the previous express consent by the copyright owner, except for reproduction in daily press and regular printed publications on sale to the public within 60 days of the event related to those data/results and always provided that copyright symbol appears together as follows below.

© DORNA, 2024



QATAR AIRWAYS AUSTRALIAN MOTORCYCLE GRAND PRIX
Official Starting Grid

4448 m.

Race : 21 laps = 93.408 km

23



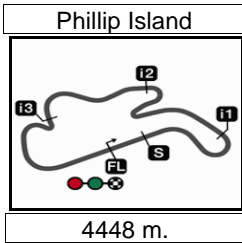
1	1 1'35.872 48 Ivan ORTOLA KTM	2 1'35.996 95 Collin VEIJER Husqvarna	3 1'36.023 31 Adrian FERNANDEZ Honda
2	4 1'36.201 64 David MUÑOZ KTM	5 1'36.275 19 Scott OGDEN Honda	6 1'36.360 82 Stefano NEPA KTM
3	7 1'36.366 66 Joel KELSO KTM	8 1'36.423 36 Angel PIQUERAS Honda	9 1'36.487 72 Taiyo FURUSATO Honda
4	10 1'36.602 80 David ALONSO CFMOTO	11 1'36.630 6 Ryusei YAMANAKA KTM	12 1'36.831 58 Luca LUNETTA Honda
5	13 1'36.974 12 Jacob ROULSTONE GASGAS	14 1'37.101 96 Daniel HOLGADO GASGAS	15 1'37.293 99 Jose Antonio RUEDA KTM
6	16 1'37.326 7 Filippo FARIOLI Honda	17 1'37.451 24 Tatsuki SUZUKI Husqvarna	18 1'38.203 18 Matteo BERTELLE Honda
7	19 1'37.716 10 Nicola CARRARO KTM	20 1'37.860 22 David ALMANSA Honda	21 1'37.971 78 Joel ESTEBAN CFMOTO
8	22 1'38.531 85 Xabi ZURUTUZA KTM	23 1'39.079 54 Riccardo ROSSI KTM	24 1'39.426 55 Noah DETTWILER KTM

The results are provisional until the end of the limit for protest and appeals and until the ratification of the Event Management Committee.

Time limit for protest expires 60' at the latest after publication of the results - Time:

These data/results cannot be reproduced, stored and/or transmitted in whole or in part by any manner of electronic, mechanical, photocopying, recording, broadcasting or otherwise now known or herein after developed without the previous express consent by the copyright owner, except for reproduction in daily press and regular printed publications on sale to the public within 60 days of the event related to those data/results and always provided that copyright symbol appears together as follows below.

© DORNA, 2024



Results and timing service provided by **TISSOT**

Moto3™

QATAR AIRWAYS AUSTRALIAN MOTORCYCLE GRAND PRIX
Official Starting Grid

4448 m.

Race : 21 laps = 93.408 km

23

9

25
 1'39.645
8 Eddie O'SHEA
 Honda

26
 1'39.987
5 Tatchakorn BUASRI
 Honda

The results are provisional until the end of the limit for protest and appeals and until the ratification of the Event Management Committee.

Time limit for protest expires 60' at the latest after publication of the results - Time:


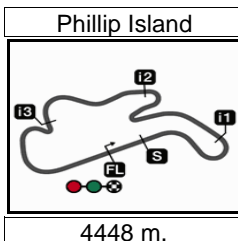
These data/results cannot be reproduced, stored and/or transmitted in whole or in part by any manner of electronic, mechanical, photocopying, recording, broadcasting or otherwise now known or herein after developed without the previous express consent by the copyright owner, except for reproduction in daily press and regular printed publications on sale to the public within 60 days of the event related to those data/results and always provided that copyright symbol appears together as follows below.

© DORNA, 2024

Official MotoGP Timing by **TISSOT**
 www.motogp.com



Phillip Island

Results and timing service provided by **Moto3™****QATAR AIRWAYS AUSTRALIAN MOTORCYCLE GRAND PRIX***After the Qualifying Nr. 2***Event Best Maximum Speed**

4448 m.



<i>Rider</i>	<i>Nation Team</i>	<i>Motorcycle</i>	<i>Km/h</i>	
82 Stefano NEPA	ITA LEVELUP - MTA	KTM	249.1	Qualifying Nr. 2
64 David MUÑOZ	SPA BOE Motorsports	KTM	248.5	Qualifying Nr. 2
24 Tatsuki SUZUKI	JPN Liqui Moly Husqvarna Intact GP	HUSQVARNA	246.8	Qualifying Nr. 2
58 Luca LUNETTA	ITA SIC58 Squadra Corse	HONDA	246.2	Qualifying Nr. 2
96 Daniel HOLGADO	SPA Red Bull GASGAS Tech3	GASGAS	246.2	Qualifying Nr. 2
12 Jacob ROULSTONE	AUS Red Bull GASGAS Tech3	GASGAS	246.2	Qualifying Nr. 2
99 Jose Antonio RUEDA	SPA Red Bull KTM Ajo	KTM	246.2	Qualifying Nr. 2
66 Joel KELSO	AUS BOE Motorsports	KTM	246.2	Qualifying Nr. 2
19 Scott OGDEN	GBR FleetSafe Honda - MLav Racing	HONDA	245.7	Qualifying Nr. 2
31 Adrian FERNANDEZ	SPA Leopard Racing	HONDA	245.7	Qualifying Nr. 2
6 Ryusei YAMANAKA	JPN MT Helmets - MSI	KTM	245.7	Qualifying Nr. 2
48 Ivan ORTOLA	SPA MT Helmets - MSI	KTM	245.1	Qualifying Nr. 2
7 Filippo FARIOLI	ITA SIC58 Squadra Corse	HONDA	244.6	Qualifying Nr. 2
18 Matteo BERTELLE	ITA Kopron Rivacold Snipers Team	HONDA	244.0	Qualifying Nr. 2
10 Nicola CARRARO	ITA LEVELUP - MTA	KTM	242.9	Qualifying Nr. 1
85 Xabi ZURUTUZA	SPA Red Bull KTM Ajo	KTM	242.9	Qualifying Nr. 1
80 David ALONSO	COL CFMOTO Gaviota Aspar Team	CFMOTO	241.8	Practice Nr. 1
36 Angel PIQUERAS	SPA Leopard Racing	HONDA	241.3	Qualifying Nr. 2
8 Eddie O'SHEA	GBR FleetSafe Honda - MLav Racing	HONDA	241.3	Qualifying Nr. 1
95 Collin VEIJER	NED Liqui Moly Husqvarna Intact GP	HUSQVARNA	241.3	Free Practice
72 Taiyo FURUSATO	JPN Honda Team Asia	HONDA	240.8	Qualifying Nr. 1
78 Joel ESTEBAN	SPA CFMOTO Gaviota Aspar Team	CFMOTO	239.7	Free Practice
55 Noah DETTWILER	SWI CIP Green Power	KTM	239.7	Free Practice
54 Riccardo ROSSI	ITA CIP Green Power	KTM	238.6	Free Practice
5 Tatchakorn BUASRI	THA Honda Team Asia	HONDA	238.6	Qualifying Nr. 1
22 David ALMANSA	SPA Kopron Rivacold Snipers Team	HONDA	238.6	Qualifying Nr. 1


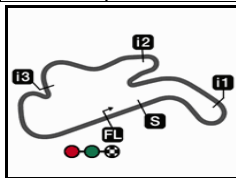
These data/results cannot be reproduced, stored and/or transmitted in whole or in part by any manner of electronic, mechanical, photocopying, recording, broadcasting or otherwise now known or herein after developed without the previous express consent by the copyright owner, except for reproduction in daily press and regular printed publications on sale to the public within 60 days of the event related to those data/results and always provided that copyright symbol appears together as follows below.

© DORNA, 2024

Official MotoGP Timing by TISSOT
www.motogp.com

Phillip Island, Saturday, October 19, 2024

Phillip Island

Results and timing service provided by  TISSOT

4448 m.

QATAR AIRWAYS AUSTRALIAN MOTORCYCLE GRAND PRIX

Qualifying Nr. 2

Best Partial Times

Moto3™

IT Ideal Lap Time, sum of the best partial times

BT Best Lap Time


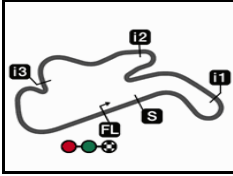
T1		T2		T3		T4				IT		BT
Pos	Rider	Time	Rider	Time	Rider	Time	Rider	Time	Pos	Rider	IT	BT
	1J.KELSO	23.015	J.KELSO	27.464	S.NEPA	18.305	A.FERNANDEZ	26.673	1	I.ORTOLA	1'35.813	1'35.872 (1)
	2D.MUÑOZ	23.021	D.MUÑOZ	27.572	A.PIQUERAS	18.330	S.OGDEN	26.727	2	A.FERNANDEZ	1'35.883	1'36.023 (3)
	3I.ORTOLA	23.024	A.FERNANDEZ	27.596	I.ORTOLA	18.343	S.NEPA	26.784	3	J.KELSO	1'35.956	1'36.366 (7)
	4C.VEIJER	23.090	I.ORTOLA	27.605	D.MUÑOZ	18.344	I.ORTOLA	26.841	4	C.VEIJER	1'35.996	1'35.996 (2)
	5T.SUZUKI	23.162	C.VEIJER	27.618	A.FERNANDEZ	18.346	A.PIQUERAS	26.899	5	S.NEPA	1'36.011	1'36.360 (6)
	6T.FURUSATO	23.177	D.ALONSO	27.663	J.KELSO	18.368	C.VEIJER	26.911	6	D.MUÑOZ	1'36.018	1'36.201 (4)
	7S.NEPA	23.183	R.YAMANAKA	27.724	C.VEIJER	18.377	F.FARIOLI	26.926	7	S.OGDEN	1'36.275	1'36.275 (5)
	8L.LUNETTA	23.229	S.NEPA	27.739	S.OGDEN	18.403	T.FURUSATO	26.943	8	A.PIQUERAS	1'36.423	1'36.423 (8)
	9S.OGDEN	23.239	T.FURUSATO	27.791	D.HOLGADO	18.407	R.YAMANAKA	26.979	9	T.FURUSATO	1'36.487	1'36.487 (9)
	10A.FERNANDEZ	23.268	L.LUNETTA	27.802	T.SUZUKI	18.469	D.ALONSO	27.000	10	R.YAMANAKA	1'36.509	1'36.630 (11)
	11R.YAMANAKA	23.290	D.HOLGADO	27.854	D.ALONSO	18.489	D.MUÑOZ	27.081	11	D.ALONSO	1'36.590	1'36.602 (10)
	12J.ROULSTONE	23.321	A.PIQUERAS	27.855	L.LUNETTA	18.495	T.SUZUKI	27.088	12	L.LUNETTA	1'36.640	1'36.831 (12)
	13A.PIQUERAS	23.339	F.FARIOLI	27.873	J.ROULSTONE	18.503	J.ROULSTONE	27.093	13	F.FARIOLI	1'36.713	1'37.326 (16)
	14F.FARIOLI	23.344	J.ROULSTONE	27.905	R.YAMANAKA	18.516	J.KELSO	27.109	14	T.SUZUKI	1'36.714	1'37.451 (17)
	15J.RUEDA	23.367	S.OGDEN	27.906	F.FARIOLI	18.570	L.LUNETTA	27.114	15	D.HOLGADO	1'36.790	1'37.101 (14)
	16D.HOLGADO	23.414	J.RUEDA	27.916	T.FURUSATO	18.576	D.HOLGADO	27.115	16	J.ROULSTONE	1'36.822	1'36.974 (13)
	17D.ALONSO	23.438	T.SUZUKI	27.995	J.RUEDA	18.581	J.RUEDA	27.164	17	J.RUEDA	1'37.028	1'37.293 (15)
	18M.BERTELLE	23.600	M.BERTELLE	28.431	M.BERTELLE	18.658	M.BERTELLE	27.241	18	M.BERTELLE	1'37.930	1'38.203 (18)

These data/results cannot be reproduced, stored and/or transmitted in whole or in part by any manner of electronic, mechanical, photocopying, recording, broadcasting or otherwise now known or herein after developed without the previous express consent by the copyright owner, except for reproduction in daily press and regular printed publications on sale to the public within 60 days of the event related to those data/results and always provided that copyright symbol appears together as follows below.

© DORNA, 2024

Official MotoGP Timing by TISSOT
www.motogp.com

Phillip Island


Results and timing service provided by **Moto3™**

4448 m.

QATAR AIRWAYS AUSTRALIAN MOTORCYCLE GRAND PRIX

Qualifying Nr. 2

Fastest Laps Sequence

<i>Practice Time</i>	 <i>Rider</i>	<i>Nation</i>	<i>Motorcycle</i>	<i>Time</i>	<i>Km/h</i>	<i>Rider's Lap</i>
3'40.407	48 Ivan ORTOLA	SPA	KTM	1'36.965	165.1	2
3'45.343	31 Adrian FERNANDEZ	SPA	HONDA	1'36.629	165.7	2
6'59.578	82 Stefano NEPA	ITA	KTM	1'36.529	165.8	4
11'59.140	66 Joel KELSO	AUS	KTM	1'36.366	166.1	5
15'07.978	64 David MUÑOZ	SPA	KTM	1'36.201	166.4	7
15'49.567	48 Ivan ORTOLA	SPA	KTM	1'35.872	167.0	7

These data/results cannot be reproduced, stored and/or transmitted in whole or in part by any manner of electronic, mechanical, photocopying, recording, broadcasting or otherwise now known or herein after developed without the previous express consent by the copyright owner, except for reproduction in daily press and regular printed publications on sale to the public within 60 days of the event related to those data/results and always provided that copyright symbol appears together as follows below.

© DORNA, 2024

Official MotoGP Timing by TISSOT
www.motogp.com



Phillip Island, Saturday, October 19, 2024