

Results and timing service provided by TISSOT

**Moto3™**

**QATAR AIRWAYS AUSTRALIAN MOTORCYCLE GRAND PRIX  
Race**

**Classification after 21 laps = 93.408 km**

**29**

Pos		Rider	Nation	Team	Motorcycle	Total Time	Km/h	Gap
1	25	80 <b>David ALONSO</b>	COL	CFMOTO Gaviota Aspar Team	CFMOTO	<b>33'49.557</b>	165.6	
2	20	96 <b>Daniel HOLGADO</b>	SPA	Red Bull GASGAS Tech3	GASGAS	<b>33'52.493</b>	165.4	2.936
3	16	31 <b>Adrian FERNANDEZ</b>	SPA	Leopard Racing	HONDA	<b>33'52.496</b>	165.4	2.939
4	13	82 <b>Stefano NEPA</b>	ITA	LEVELUP - MTA	KTM	<b>33'52.514</b>	165.4	2.957
5	11	64 <b>David MUÑOZ</b>	SPA	BOE Motorsports	KTM	<b>33'52.529</b>	165.4	2.972
6	10	6 <b>Ryusei YAMANAKA</b>	JPN	MT Helmets - MSI	KTM	<b>33'52.934</b>	165.4	3.377
7	9	72 <b>Taiyo FURUSATO</b>	JPN	Honda Team Asia	HONDA	<b>33'52.960</b>	165.4	3.403
8	8	58 <b>Luca LUNETTA</b>	ITA	SIC58 Squadra Corse	HONDA	<b>33'53.443</b>	165.3	3.886
9	7	99 <b>Jose Antonio RUEDA</b>	SPA	Red Bull KTM Ajo	KTM	<b>33'53.465</b>	165.3	3.908
10	6	36 <b>Angel PIQUERAS</b>	SPA	Leopard Racing	HONDA	<b>33'53.500</b>	165.3	3.943
11	5	66 <b>Joel KELSO</b>	AUS	BOE Motorsports	KTM	<b>33'54.006</b>	165.3	4.449
12	4	54 <b>Riccardo ROSSI</b>	ITA	CIP Green Power	KTM	<b>33'54.031</b>	165.3	4.474
13	3	12 <b>Jacob ROULSTONE</b>	AUS	Red Bull GASGAS Tech3	GASGAS	<b>33'54.035</b>	165.3	4.478
14	2	18 <b>Matteo BERTELLE</b>	ITA	Kopron Rivacold Snipers Team	HONDA	<b>33'54.621</b>	165.2	5.064
15	1	24 <b>Tatsuki SUZUKI</b>	JPN	Liqui Moly Husqvarna Intact GP	HUSQVARNA	<b>34'02.003</b>	164.6	12.446
16		78 <b>Joel ESTEBAN</b>	SPA	CFMOTO Gaviota Aspar Team	CFMOTO	<b>34'20.135</b>	163.2	30.578
17		85 <b>Xabi ZURUTUZA</b>	SPA	Red Bull KTM Ajo	KTM	<b>34'20.168</b>	163.2	30.611
18		95 <b>Collin VEIJER</b>	NED	Liqui Moly Husqvarna Intact GP	HUSQVARNA	<b>34'28.867</b>	162.5	39.310
19		8 <b>Eddie O'SHEA</b>	GBR	FleetSafe Honda - MLav Racing	HONDA	<b>34'29.482</b>	162.4	39.925
20		5 <b>Tatchakorn BUASRI</b>	THA	Honda Team Asia	HONDA	<b>34'40.452</b>	161.6	50.895
21		55 <b>Noah DETTWILER</b>	SWI	CIP Green Power	KTM	<b>34'40.464</b>	161.6	50.907
22		19 <b>Scott OGDEN</b>	GBR	FleetSafe Honda - MLav Racing	HONDA	<b>34'28.148</b>	154.8	1 lap
<b>Not classified</b>								
		48 <b>Ivan ORTOLA</b>	SPA	MT Helmets - MSI	KTM	<b>17'46.652</b>	165.1	10 laps
		22 <b>David ALMANSA</b>	SPA	Kopron Rivacold Snipers Team	HONDA	<b>20'46.458</b>	141.3	10 laps
		10 <b>Nicola CARRARO</b>	ITA	LEVELUP - MTA	KTM	<b>9'47.407</b>	163.5	15 laps
		7 <b>Filippo FARIOLI</b>	ITA	SIC58 Squadra Corse	HONDA	<b>4'57.177</b>	161.6	18 laps

The results are provisional until the end of the limit for protest and appeals.

Time limit for protest expires 60' after publication of the results - ..... Time: .....

These data/results cannot be reproduced, stored and/or transmitted in whole or in part by any manner of electronic, mechanical, photocopying, recording, broadcasting or otherwise now known or herein after developed without the previous express consent by the copyright owner, except for reproduction in daily press and regular printed publications on sale to the public within 60 days of the event related to those data/results and always provided that copyright symbol appears together as follows below.

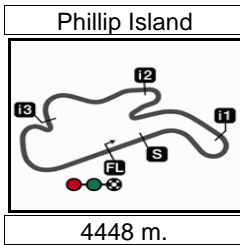
© DORNA, 2024

Official MotoGP Timing by TISSOT  
www.motogp.com

Phillip Island, Sunday, October 20, 2024

Page 1 of 2





Results and timing service provided by **TISSOT**

**Moto3™**

**QATAR AIRWAYS AUSTRALIAN MOTORCYCLE GRAND PRIX  
Race**

**Classification after 21 laps = 93.408 km**

**29**

Pos	Rider	Nation	Team	Motorcycle	Total Time	Km/h	Gap
-----	-------	--------	------	------------	------------	------	-----

**Race condition: Dry**  
Air: 15°  
Humidity: 79%  
Ground: 29°

<b>Pole Position:</b>		Ivan ORTOLA	1'35.872	167.0 Km/h
<b>Fastest Lap (New record):</b>	Lap 3	Stefano NEPA	1'35.370	167.9 Km/h
<b>Best Race Lap:</b>	2014	Jack MILLER	1'36.302	166.2 Km/h
<b>All-Time Lap Record:</b>	2024	Stefano NEPA	1'35.370	167.9 Km/h

- 10:45'00
- 10:50'00
- 10:59'54
- 11:02'43
- 11:04'12 Stefano NEPA
- 11:04'33 -
- 11:05'18 David ALMANSA
- 11:07'19 Scott OGDEN
- 11:07'51 David ALMANSA
- 11:08'33 Stefano NEPA
- 11:09'06 Scott OGDEN
- 11:09'13 Filippo FARIOLI
- 11:13'07 Nicola CARRARO
- 11:21'07 Collin VEIJER
- 11:21'07 Ivan ORTOLA
- 11:21'37 Collin VEIJER
- 11:21'37 Ivan ORTOLA
- 11:22'26 Ivan ORTOLA
- 11:25'30 David ALMANSA

- SIGHTING LAP START**
- All bikes on grid
- WARM UP LAP START**
- RACE START**
- double long lap penalty
- No jump starts
- crashed out - Rider OK
- crashed out - Rider OK
- re-joined race
- double long lap penalty - COMPLETED
- re-joined race
- crashed out - Rider OK
- crashed out - Rider OK
- crashed out - Rider OK
- crashed out - Rider OK
- re-joined race
- re-joined race
- re-joined race
- entered pits and retired
- stopped with technical issue

The results are provisional until the end of the limit for protest and appeals.

Time limit for protest expires 60' after publication of the results - ..... Time: .....

These data/results cannot be reproduced, stored and/or transmitted in whole or in part by any manner of electronic, mechanical, photocopying, recording, broadcasting or otherwise now known or herein after developed without the previous express consent by the copyright owner, except for reproduction in daily press and regular printed publications on sale to the public within 60 days of the event related to those data/results and always provided that copyright symbol appears together as follows below.

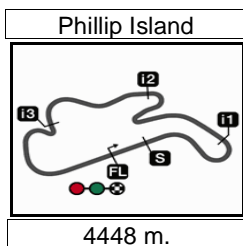
© DORNA, 2024

Official MotoGP Timing by TISSOT  
www.motogp.com

Phillip Island, Sunday, October 20, 2024

Page 2 of 2





Results and timing service provided by **TISSOT**

**Moto3™**

**QATAR AIRWAYS AUSTRALIAN MOTORCYCLE GRAND PRIX**

**World Championship Classification**

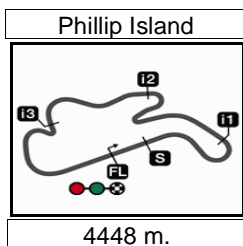
**30**

Rider		Points	Leader	Previous	QAT	POR	AME	SPA	FRA	CAT	ITA	NED	GER	GBR	AUT	ARA	RSM	EMI	INA	JPN	AUS	THA	MAL	VAL
1 ALONSO David	COL	346			25	13	25	5	25	25	25	11	25	20	25	13	9	25	25	25	25			
2 HOLGADO Daniel	SPA	232	114	114	20	25	20	9	20	10	2	5	9	13	16	7	20	13	10	13	20			
3 VEIJER Collin	NED	209	137	23	11	10	-	25	16	13	20	20	0	16	11	20	11	16	-	20	0			
4 ORTOLA Ivan	SPA	191	155	18	7	16	-	16	11	20	10	25	16	25	7	4	16	11	7	0	-			
5 FERNANDEZ Adrian	SPA	153	193	38	-	6	5	10	10	6	8	9	13	8	10	5	3	8	20	16	16			
6 MUÑOZ David	SPA	152	194	1	0	7	11	20	-	11	11	16	8	4	20	9	-	-	16	8	11			
7 PIQUERAS Angel	SPA	137	209	15	4	-	16	6	6	4	5	8	11	-	13	-	25	20	13	-	6			
8 RUEDA Jose Antonio	SPA	128	218	9	-	20	-	-	8	16	1	13	-	7	9	25	-	6	5	11	7			
9 KELSO Joel	AUS	115	231	13	8	11	9	11	3	-	4	4	5	9	8	11	10	9	8	0	5			
10 YAMANAKA Ryusei	JPN	106	240	9	-	-	13	13	9	5	16	6	10	10	3	0	0	1	0	10	10			
11 FURUSATO Taiyo	JPN	97	249	9	16	0	-	0	2	-	13	3	20	-	1	10	13	3	-	7	9			
12 LUNETTA Luca	ITA	86	260	11	1	0	0	0	5	9	9	10	-	-	0	16	7	10	11	-	8			
13 SUZUKI Tatsuki	JPN	82	264	4	9	4	10	0	7	1	-	-	7	6	4	2	8	5	9	9	1			
14 NEPA Stefano	ITA	78	268	4	10	9	0	7	0	3	-	7	4	11	-	3	2	2	1	6	13			
15 ROULSTONE Jacob	AUS	53	293	25	6	5	8	4	4	8	7	2	-	0	2	0	4	0	0	0	3			
16 BERTELLE Matteo	ITA	49	297	4	-	-	6	2	-	0	6	0	1	5	5	6	-	7	4	5	2			
17 ESTEBAN Joel	SPA	45	301	4	5	8	7	-	13	2	0	1	2	3	0	1	0	0	2	1	0			
18 ROSSI Riccardo	ITA	30	316	15	13	-	0	0	-	-	3	0	0	2	6	0	-	0	-	2	4			
19 FARIOLI Filippo	ITA	27	319	3	-	0	1	3	-	7	0	0	3	0	0	-	6	4	-	3	-			
20 CARRARO Nicola	ITA	22	324	5	2	1	4	8	0	0	0	0	0	1	0	-	0	0	6	-	-			
21 OGDEN Scott	GBR	15	331	7	3	2	-	0	-	0	0	0	6	-	0	0	1	0	3	0	0			
22 ZURUTUZA Xabi	SPA	11	335	4	-	-	3	0	0	0	-	0	0	-	0	8	0	0	-	0	0			

These data/results cannot be reproduced, stored and/or transmitted in whole or in part by any manner of electronic, mechanical, photocopying, recording, broadcasting or otherwise now known or herein after developed without the previous express consent by the copyright owner, except for reproduction in daily press and regular printed publications on sale to the public within 60 days of the event related to those data/results and always provided that copyright symbol appears together as follows below.  
© DORNA, 2024

Official MotoGP Timing by **TISSOT**  
www.motogp.com





Results and timing service provided by **TISSOT**

**Moto3™**

**QATAR AIRWAYS AUSTRALIAN MOTORCYCLE GRAND PRIX**

**World Championship Classification**

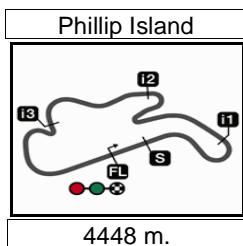
**30**

Rider		Points	Leader	Previous	QAT	POR	AME	SPA	FRA	CAT	ITA	NED	GER	GBR	AUT	ARA	RSM	EMI	INA	JPN	AUS	THA	MAL	VAL
23 <b>ALMANSA David</b>	SPA	11	335	0	-	-	-	1	1	-	0	-	0	0	0	0	5	0	-	4	-			
24 <b>PEREZ Vicente</b>	SPA	3	343	8	-	3	-	0	-	-	-	-	-	-	0	-	-	-	-	-	-			
25 <b>DETTWILER Noah</b>	SWI	2	344	1	0	0	2	0	0	0	0	0	0	0	0	0	0	0	0	0	-	0		
26 <b>WHATLEY Joshua</b>	GBR	0	346	2	0	0	0	0	0	0	0	0	0	-	-	-	-	-	-	-	-			
27 <b>BUASRI Tatchakorn</b>	THA	0	346	0	0	0	-	0	0	0	0	0	0	0	0	-	0	-	-	-	-	0		
28 <b>ROSENTHALER Jakob</b>	AUT	0	346	0	-	-	-	-	-	-	-	-	-	-	0	-	0	-	-	-	-			
29 <b>O'SHEA Eddie</b>	GBR	0	346	0	-	-	-	-	-	-	-	-	-	-	-	-	-	-	-	-	-	0		
30 <b>WAKAMATSU Rei</b>	JPN	0	346	0	-	-	-	-	-	-	-	-	-	-	-	-	-	-	-	-	0	-		
31 <b>SHHRIL Danial</b>	MAL	0	346	0	-	-	-	-	-	-	-	-	-	0	-	-	-	-	-	-	-			
32 <b>AL SAHOUTI Hamad</b>	QAT	0	346	0	-	0	-	-	-	-	-	-	-	-	-	-	-	-	-	-	-			
33 <b>ADITAMA Arbi</b>	INA	0	346	0	-	-	-	-	-	0	-	-	-	-	-	0	-	-	-	-	-			

These data/results cannot be reproduced, stored and/or transmitted in whole or in part by any manner of electronic, mechanical, photocopying, recording, broadcasting or otherwise now known or herein after developed without the previous express consent by the copyright owner, except for reproduction in daily press and regular printed publications on sale to the public within 60 days of the event related to those data/results and always provided that copyright symbol appears together as follows below.  
© DORNA, 2024

Official MotoGP Timing by **TISSOT**  
www.motogp.com





Results and timing service provided by TISSOT

# QATAR AIRWAYS AUSTRALIAN MOTORCYCLE GRAND PRIX

# Moto3™

## World Championship Classification

**30**

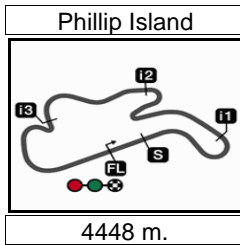
Constructor	Points	Leader	Previous	QAT	POR	AME	SPA	FRA	CAT	ITA	NED	GER	GBR	AUT	ARA	RSM	EMI	INA	JPN	AUS	THA	MAL	VAL
1 CFMOTO	346			25	13	25	5	25	25	25	11	25	20	25	13	9	25	25	25	25			
2 KTM	291	55	55	13	20	13	20	11	20	16	25	16	25	20	25	16	11	16	11	13			
3 HONDA	244	102	47	16	6	16	10	10	9	13	10	20	8	13	16	25	20	20	16	16			
4 GASGAS	237	109	7	20	25	20	9	20	10	7	5	9	13	16	7	20	13	10	13	20			
5 HUSQVARNA	236	110	1	11	10	10	25	16	13	20	20	7	16	11	20	11	16	9	20	1			

Team	Points	Leader	Previous	QAT	POR	AME	SPA	FRA	CAT	ITA	NED	GER	GBR	AUT	ARA	RSM	EMI	INA	JPN	AUS	THA	MAL	VAL
1 CFMOTO GAVIOTA ASPAR TEAM	391			30	21	32	5	38	27	25	12	27	23	25	14	9	25	27	26	25			
2 MT HELMETS - MSI	297	94	94	7	16	13	29	20	25	26	31	26	35	10	4	16	12	7	10	10			
3 LIQUI MOLY HUSQVARNA INTACT GP	291	100	6	20	14	10	25	23	14	20	20	7	22	15	22	19	21	9	29	1			
4 LEOPARD RACING	290	101	1	4	6	21	16	16	10	13	17	24	8	23	5	28	28	33	16	22			
5 RED BULL GASGAS TECH3	285	106	5	26	30	28	13	24	18	9	7	9	13	18	7	24	13	10	13	23			
6 BOE MOTORSPORTS	267	124	18	8	18	20	31	3	11	15	20	13	13	28	20	10	9	24	8	16			
7 RED BULL KTM AJO	142	249	125	-	23	3	-	8	16	1	13	-	7	9	33	-	6	5	11	7			
8 SIC58 SQUADRA CORSE	113	278	29	1	-	1	3	5	16	9	10	3	-	-	16	13	14	11	3	8			
9 LEVELUP - MTA	100	291	13	12	10	4	15	-	3	-	7	4	12	-	3	2	2	7	6	13			
10 HONDA TEAM ASIA	97	294	3	16	-	-	-	2	-	13	3	20	-	1	10	13	3	-	7	9			
11 KOPRON RIVACOLD SNIPERS TEAM	60	331	37	-	-	6	3	1	-	6	-	1	5	5	6	5	7	4	9	2			
12 CIP GREEN POWER	32	359	28	13	-	2	-	-	-	3	-	-	2	6	-	-	-	-	2	4			
13 FLEETSAFE HONDA - MLAV RACING	15	376	17	3	2	-	-	-	-	-	-	6	-	-	-	1	-	3	-	-			

These data/results cannot be reproduced, stored and/or transmitted in whole or in part by any manner of electronic, mechanical, photocopying, recording, broadcasting or otherwise now known or herein after developed without the previous express consent by the copyright owner, except for reproduction in daily press and regular printed publications on sale to the public within 60 days of the event related to those data/results and always provided that copyright symbol appears together as follows below.  
© DORNA, 2024

Official MotoGP Timing by TISSOT  
www.motogp.com





Results and timing service provided by **TISSOT**

**Moto3™**

**QATAR AIRWAYS AUSTRALIAN MOTORCYCLE GRAND PRIX**  
**Race**  
**Lap Chart**

**31**

Pos	1	2	3	4	5	6	7	8	9	10	11	12	13	14	15	16	17	18	19	20	21	22	23	24	25	26
Grid	48	95	31	64	19	82	66	36	72	80	6	58	12	96	99	7	24	18	10	22	78	85	54	55	8	5

1	64	82	48	66	31	80	72	95	19	36	12	99	24	7	22	58	78	10	96	85	54	18	6	5	8	55
2	66	64	48	80	31	36	95	72	19	99	12	24	7	58	96	82	54	78	18	10	6	85	8	5	55	22
3	64	66	31	48	80	36	95	99	72	24	12	96	58	7	82	54	18	10	6	85	78	8	5	55	19	22
4	64	66	31	48	80	36	95	24	72	99	12	96	58	54	18	6	10	82	85	78	8	5	55	19	22	
5	31	64	80	66	48	72	95	36	99	24	96	12	58	6	10	18	54	82	85	78	8	5	55	19	22	
6	48	66	64	80	31	72	36	96	99	24	95	12	58	6	82	18	54	10	85	78	8	5	55	19	22	
7	64	80	66	96	48	31	24	72	36	95	12	99	58	6	18	54	82	85	78	8	55	5	19	22		
8	80	64	31	48	96	24	72	66	95	36	12	99	6	58	18	82	54	85	78	8	55	5	19	22		
9	80	48	64	31	96	24	95	66	72	36	12	6	99	58	82	18	54	78	85	8	5	55	19	22		
10	80	48	64	96	31	95	36	24	6	72	12	99	82	58	18	54	66	78	85	8	5	55	19	22		
L	11	80	48	96	64	31	95	36	24	72	6	99	82	12	58	18	66	54	78	85	8	5	55	19	22	
a	12	80	31	64	36	96	24	72	6	99	82	12	58	66	18	54	78	85	8	5	55	95	19			
P	13	31	80	64	96	36	6	82	72	24	58	99	12	66	54	18	78	85	8	95	5	55	19			
S	14	31	96	80	6	64	58	82	99	72	36	12	24	66	54	18	78	85	95	8	5	55	19			
	15	31	80	6	96	64	58	82	99	36	72	12	66	54	24	18	78	85	95	8	5	55	19			
	16	31	80	96	64	6	58	82	72	99	12	36	66	54	18	24	78	85	95	8	5	55	19			
	17	80	64	31	96	82	72	58	6	99	12	36	54	66	18	24	78	85	95	8	55	5	19			
	18	80	64	96	31	72	6	58	36	99	54	12	82	18	66	24	85	78	95	8	55	5	19			
	19	80	64	31	96	58	6	72	36	82	99	54	12	18	66	24	78	85	8	95	55	5	19			
	20	80	31	96	64	72	82	6	36	58	99	54	12	66	18	24	78	85	8	95	55	5	19			
	21	80	96	31	82	64	6	72	58	99	36	66	54	12	18	24	78	85	95	8	5	55				

○ Winner      □ Lapped rider

These data/results cannot be reproduced, stored and/or transmitted in whole or in part by any manner of electronic, mechanical, photocopying, recording, broadcasting or otherwise now known or herein after developed without the previous express consent by the copyright owner, except for reproduction in daily press and regular printed publications on sale to the public within 60 days of the event related to those data/results and always provided that copyright symbol appears together as follows below.  
 © DORNA, 2024

Official MotoGP Timing by **TISSOT**  
 www.motogp.com



Phillip Island, Sunday, October 20, 2024

# QATAR AIRWAYS AUSTRALIAN MOTORCYCLE GRAND PRIX

## Race

### Fastest Lap of Each Rider

32

	Rider	Nation	Team	Motorcycle	Time	Lap Total	Gap
1	82 <b>Stefano NEPA</b>	ITA	LEVELUP - MTA	KTM	<b>1'35.370</b>	3 21	
2	80 <b>David ALONSO</b>	COL	CFMOTO Gaviota Aspar Team	CFMOTO	<b>1'35.465</b>	2 21	0.095 0.095
3	36 <b>Angel PIQUERAS</b>	SPA	Leopard Racing	HONDA	<b>1'35.482</b>	2 21	0.112 0.017
4	24 <b>Tatsuki SUZUKI</b>	JPN	Liqui Moly Husqvarna Intact GP	HUSQVARNA	<b>1'35.500</b>	4 21	0.130 0.018
5	96 <b>Daniel HOLGADO</b>	SPA	Red Bull GASGAS Tech3	GASGAS	<b>1'35.524</b>	3 21	0.154 0.024
6	95 <b>Collin VEIJER</b>	NED	Liqui Moly Husqvarna Intact GP	HUSQVARNA	<b>1'35.555</b>	4 21	0.185 0.031
7	72 <b>Taiyo FURUSATO</b>	JPN	Honda Team Asia	HONDA	<b>1'35.576</b>	4 21	0.206 0.021
8	99 <b>Jose Antonio RUEDA</b>	SPA	Red Bull KTM Ajo	KTM	<b>1'35.697</b>	3 21	0.327 0.121
9	10 <b>Nicola CARRARO</b>	ITA	LEVELUP - MTA	KTM	<b>1'35.722</b>	3 6	0.352 0.025
10	58 <b>Luca LUNETTA</b>	ITA	SIC58 Squadra Corse	HONDA	<b>1'35.767</b>	4 21	0.397 0.045
11	6 <b>Ryusei YAMANAKA</b>	JPN	MT Helmets - MSI	KTM	<b>1'35.784</b>	4 21	0.414 0.017
12	66 <b>Joel KELSO</b>	AUS	BOE Motorsports	KTM	<b>1'35.796</b>	2 21	0.426 0.012
13	54 <b>Riccardo ROSSI</b>	ITA	CIP Green Power	KTM	<b>1'35.805</b>	3 21	0.435 0.009
14	12 <b>Jacob ROULSTONE</b>	AUS	Red Bull GASGAS Tech3	GASGAS	<b>1'35.814</b>	4 21	0.444 0.009
15	31 <b>Adrian FERNANDEZ</b>	SPA	Leopard Racing	HONDA	<b>1'35.900</b>	19 21	0.530 0.086
16	18 <b>Matteo BERTELLE</b>	ITA	Kopron Rivacold Snipers Team	HONDA	<b>1'35.925</b>	3 21	0.555 0.025
17	48 <b>Ivan ORTOLA</b>	SPA	MT Helmets - MSI	KTM	<b>1'35.932</b>	4 11	0.562 0.007
18	64 <b>David MUÑOZ</b>	SPA	BOE Motorsports	KTM	<b>1'35.980</b>	19 21	0.610 0.048
19	19 <b>Scott OGDEN</b>	GBR	FleetSafe Honda - MLav Racing	HONDA	<b>1'36.214</b>	2 20	0.844 0.234
20	7 <b>Filippo FARIOLI</b>	ITA	SIC58 Squadra Corse	HONDA	<b>1'36.286</b>	2 3	0.916 0.072
21	85 <b>Xabi ZURUTUZA</b>	SPA	Red Bull KTM Ajo	KTM	<b>1'36.616</b>	3 21	1.246 0.330
22	78 <b>Joel ESTEBAN</b>	SPA	CFMOTO Gaviota Aspar Team	CFMOTO	<b>1'36.621</b>	4 21	1.251 0.005
23	8 <b>Eddie O'SHEA</b>	GBR	FleetSafe Honda - MLav Racing	HONDA	<b>1'36.881</b>	2 21	1.511 0.260
24	5 <b>Tatchakorn BUASRI</b>	THA	Honda Team Asia	HONDA	<b>1'37.463</b>	2 21	2.093 0.582
25	22 <b>David ALMANSA</b>	SPA	Kopron Rivacold Snipers Team	HONDA	<b>1'37.691</b>	5 11	2.321 0.228
26	55 <b>Noah DETTWILER</b>	SWI	CIP Green Power	KTM	<b>1'37.963</b>	8 21	2.593 0.272

These data/results cannot be reproduced, stored and/or transmitted in whole or in part by any manner of electronic, mechanical, photocopying, recording, broadcasting or otherwise now known or herein after developed without the previous express consent by the copyright owner, except for reproduction in daily press and regular printed publications on sale to the public within 60 days of the event related to those data/results and always provided that copyright symbol appears together as follows below.

© DORNA, 2024

## QATAR AIRWAYS AUSTRALIAN MOTORCYCLE GRAND PRIX

After the Race

## Event Best Maximum Speed

33



Rider	Nation Team	Motorcycle	Km/h
99 Jose Antonio RUEDA	SPA Red Bull KTM Ajo	KTM	254.9 Race
24 Tatsuki SUZUKI	JPN Liqui Moly Husqvarna Intact GP	HUSQVARNA	253.1 Race
95 Collin VEIJER	NED Liqui Moly Husqvarna Intact GP	HUSQVARNA	252.5 Race
54 Riccardo ROSSI	ITA CIP Green Power	KTM	252.0 Race
78 Joel ESTEBAN	SPA CFMOTO Gaviota Aspar Team	CFMOTO	252.0 Race
72 Taiyo FURUSATO	JPN Honda Team Asia	HONDA	251.4 Race
82 Stefano NEPA	ITA LEVELUP - MTA	KTM	251.4 Race
18 Matteo BERTELLE	ITA Kopron Rivacold Snipers Team	HONDA	250.8 Race
80 David ALONSO	COL CFMOTO Gaviota Aspar Team	CFMOTO	250.8 Race
10 Nicola CARRARO	ITA LEVELUP - MTA	KTM	250.2 Race
85 Xabi ZURUTUZA	SPA Red Bull KTM Ajo	KTM	250.2 Race
66 Joel KELSO	AUS BOE Motorsports	KTM	250.2 Race
6 Ryusei YAMANAKA	JPN MT Helmets - MSI	KTM	249.6 Race
12 Jacob ROULSTONE	AUS Red Bull GASGAS Tech3	GASGAS	249.6 Race
36 Angel PIQUERAS	SPA Leopard Racing	HONDA	249.6 Race
64 David MUÑOZ	SPA BOE Motorsports	KTM	249.6 Race
19 Scott OGDEN	GBR FleetSafe Honda - MLav Racing	HONDA	249.6 Race
22 David ALMANSA	SPA Kopron Rivacold Snipers Team	HONDA	249.6 Race
96 Daniel HOLGADO	SPA Red Bull GASGAS Tech3	GASGAS	247.9 Race
58 Luca LUNETTA	ITA SIC58 Squadra Corse	HONDA	247.3 Race
7 Filippo FARIOLI	ITA SIC58 Squadra Corse	HONDA	247.3 Race
31 Adrian FERNANDEZ	SPA Leopard Racing	HONDA	246.8 Race
48 Ivan ORTOLA	SPA MT Helmets - MSI	KTM	246.8 Race
55 Noah DETTWILER	SWI CIP Green Power	KTM	245.7 Race
5 Tatchakorn BUASRI	THA Honda Team Asia	HONDA	244.6 Race
8 Eddie O'SHEA	GBR FleetSafe Honda - MLav Racing	HONDA	244.6 Race

These data/results cannot be reproduced, stored and/or transmitted in whole or in part by any manner of electronic, mechanical, photocopying, recording, broadcasting or otherwise now known or herein after developed without the previous express consent by the copyright owner, except for reproduction in daily press and regular printed publications on sale to the public within 60 days of the event related to those data/results and always provided that copyright symbol appears together as follows below.

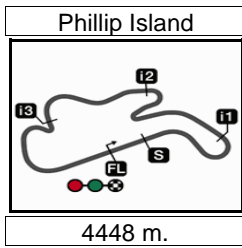
© DORNA, 2024

Official MotoGP Timing by TISSOT  
www.motogp.com



Phillip Island, Sunday, October 20, 2024





Results and timing service provided by **TISSOT**

**Moto3™**

**QATAR AIRWAYS AUSTRALIAN MOTORCYCLE GRAND PRIX**  
Race

**Chronological Analysis of Performances**

**34**

\* Lap / Sector time cancelled      T1 Time from finish line to 1st intermediate      T3 Time from 2nd intermed. to 3rd intermed.  
P Crossing the finish line in pit lane      T2 Time from 1st intermed. to 2nd intermed.      T4 Time from 3rd intermediate to finish line

Lap	Lap Time	T1	T2	T3	T4	Speed	Lap	Lap Time	T1	T2	T3	T4	Speed
<b>1st</b>	<b>80</b>	<b>David ALONSO</b> CFMOTO Gaviota Asp COL					21	<b>1'37.405</b>	23.755	28.174	18.345	27.131	246.8
		Runs=1	Total laps=21	Full laps=20	Valid laps=20		<b>3rd</b>	<b>31</b>	<b>Adrian FERNANDEZ</b> Leopard Racing SPA				
1	1'43.039	30.234	27.856	18.308	26.641	189.7	1	1'42.865	29.946	28.026	18.284	26.609	179.7
2	<b>1'35.465</b>	<b>22.888</b>	27.687	18.261	<b>26.629</b>	<b>250.8</b>	2	<b>1'36.149</b>	<b>22.921</b>	28.334	18.250	26.644	<b>246.8</b>
3	<b>1'36.697</b>	23.395	28.089	18.270	26.943	247.3	3	<b>1'36.055</b>	23.007	27.754	18.327	26.967	246.8
4	<b>1'35.878</b>	23.242	27.830	<b>18.170</b>	26.636	247.9	4	<b>1'35.931</b>	23.258	27.784	<b>18.143</b>	26.746	244.0
5	<b>1'36.517</b>	23.422	27.825	18.323	26.947	246.2	5	<b>1'36.495</b>	23.305	27.687	18.409	27.094	246.2
6	<b>1'37.074</b>	23.800	27.997	18.340	26.937	241.8	6	<b>1'37.221</b>	24.010	28.040	18.384	26.787	236.0
7	<b>1'36.511</b>	23.299	27.817	18.415	26.980	247.3	7	<b>1'36.722</b>	23.518	28.137	18.233	26.834	242.9
8	<b>1'36.496</b>	23.246	27.877	18.506	26.867	244.0	8	<b>1'36.503</b>	23.308	27.969	18.338	26.888	246.8
9	<b>1'36.316</b>	23.284	27.839	18.369	26.824	240.8	9	<b>1'36.634</b>	23.276	27.843	18.323	27.192	244.6
10	<b>1'36.300</b>	23.219	27.859	18.397	26.825	240.8	10	<b>1'36.330</b>	23.345	28.017	18.340	26.628	243.5
11	<b>1'36.041</b>	23.158	27.724	18.293	26.866	241.3	11	<b>1'35.979</b>	23.025	27.822	18.179	26.953	244.0
12	<b>1'36.691</b>	23.183	28.049	18.464	26.995	240.8	12	<b>1'36.193</b>	22.971	27.791	18.468	26.963	246.2
13	<b>1'36.673</b>	23.482	27.786	18.326	27.079	238.6	13	<b>1'36.526</b>	23.249	27.725	18.378	27.174	241.3
14	<b>1'36.942</b>	23.335	28.274	18.390	26.943	242.9	14	<b>1'36.673</b>	23.633	27.703	18.399	26.938	238.6
15	<b>1'36.547</b>	23.112	27.818	18.458	27.159	247.3	15	<b>1'36.602</b>	23.344	27.795	18.455	27.008	239.2
16	<b>1'36.357</b>	23.111	28.020	18.424	26.802	247.9	16	<b>1'36.666</b>	23.304	27.996	18.399	26.967	238.1
17	<b>1'36.412</b>	23.299	27.765	18.474	26.874	240.8	17	<b>1'36.956</b>	23.480	27.856	18.439	27.181	237.6
18	<b>1'36.056</b>	23.202	27.648	18.357	26.849	241.3	18	<b>1'36.141</b>	23.259	27.711	18.287	26.884	246.2
19	<b>1'35.800</b>	23.104	<b>27.564</b>	18.378	26.754	239.7	19	<b>1'35.900</b>	23.063	<b>27.683</b>	18.229	26.925	245.7
20	<b>1'35.805</b>	23.079	27.620	18.326	26.780	241.3	20	<b>1'36.384</b>	23.044	27.720	18.576	27.044	245.1
21	<b>1'35.940</b>	23.191	27.609	18.436	26.704	241.3	21	<b>1'37.571</b>	23.799	27.921	18.470	27.381	239.7
<b>2nd</b>	<b>96</b>	<b>Daniel HOLGADO</b> Red Bull GASGAS Te SPA					<b>4th</b>	<b>82</b>	<b>Stefano NEPA</b> LEVELUP - MTA ITA				
		Runs=1	Total laps=21	Full laps=20	Valid laps=20			Runs=1	Total laps=21	Full laps=20	Valid laps=20		
1	1'45.456	31.469	28.671	18.353	26.963	192.8	1	1'42.253	29.816	<b>27.611</b>	18.231	26.595	184.9
2	<b>1'36.087</b>	23.186	27.778	18.329	26.794	247.3	2	<b>1'39.775</b>	23.072	30.773	18.389	27.541	242.4
3	<b>1'35.524</b>	23.143	<b>27.436</b>	18.274	26.671	246.2	3	<b>1'35.370</b>	22.759	27.724	18.244	26.643	<b>251.4</b>
4	<b>1'35.679</b>	23.054	27.653	18.327	<b>26.645</b>	<b>247.9</b>	4	<b>1'38.485</b>	22.896	30.260	18.374	26.955	251.4
5	<b>1'35.799</b>	23.107	27.681	18.237	26.774	246.8	5	<b>1'35.549</b>	22.874	27.847	18.238	<b>26.590</b>	247.3
6	<b>1'36.541</b>	23.280	28.194	18.270	26.797	246.2	6	<b>1'35.631</b>	<b>22.658</b>	27.845	18.283	26.845	251.4
7	<b>1'36.225</b>	23.318	27.675	18.278	26.954	244.0	7	<b>1'36.752</b>	22.878	28.829	18.229	26.816	248.5
8	<b>1'36.962</b>	23.499	28.034	18.530	26.899	241.8	8	<b>1'35.827</b>	22.860	27.891	18.173	26.903	250.8
9	<b>1'36.321</b>	23.165	27.920	18.190	27.046	246.2	9	<b>1'35.920</b>	22.934	27.977	18.312	26.697	247.3
10	<b>1'36.136</b>	23.198	27.699	18.523	26.716	244.0	10	<b>1'36.250</b>	23.074	28.148	18.271	26.757	247.3
11	<b>1'35.955</b>	23.058	27.732	<b>18.185</b>	26.980	246.2	11	<b>1'36.562</b>	23.262	28.270	<b>18.152</b>	26.878	246.8
12	<b>1'36.775</b>	23.429	27.724	18.543	27.079	247.3	12	<b>1'35.547</b>	22.731	27.848	18.221	26.747	247.3
13	<b>1'36.334</b>	23.374	27.748	18.301	26.911	245.1	13	<b>1'36.597</b>	23.234	28.081	18.297	26.985	247.9
14	<b>1'36.825</b>	23.561	27.837	18.390	27.037	246.8	14	<b>1'36.715</b>	23.106	28.322	18.283	27.004	250.2
15	<b>1'36.652</b>	23.391	27.911	18.294	27.056	244.6	15	<b>1'36.206</b>	22.926	28.116	18.303	26.861	250.8
16	<b>1'36.556</b>	23.119	28.065	18.339	27.033	244.6	16	<b>1'36.696</b>	23.221	28.304	18.359	26.812	245.7
17	<b>1'36.702</b>	23.350	27.845	18.349	27.158	244.0	17	<b>1'36.445</b>	23.227	27.844	18.313	27.061	246.8
18	<b>1'36.049</b>	23.026	27.678	18.337	27.008	245.1	18	<b>1'38.120</b>	22.853	30.011	18.346	26.910	248.5
19	<b>1'36.123</b>	23.181	27.810	18.278	26.854	247.3							
20	<b>1'36.387</b>	<b>22.982</b>	27.887	18.466	27.052	246.8							

**Fastest Lap:** Stefano NEPA      LEVELUP - MTA      ITA      **1'35.370**      22.759      27.724      18.244      26.643

These data/results cannot be reproduced, stored and/or transmitted in whole or in part by any manner of electronic, mechanical, photocopying, recording, broadcasting or otherwise now known or herein after developed without the previous express consent by the copyright owner, except for reproduction in daily press and regular printed publications on sale to the public within 60 days of the event related to those data/results and always provided that copyright symbol appears together as follows below.  
© DORNA, 2024



## Race

## Moto3

Lap	Lap Time	T1	T2	T3	T4	Speed	Lap	Lap Time	T1	T2	T3	T4	Speed
19	1'35.777	22.716	27.996	18.221	26.844	248.5	3	1'35.762	23.016	27.775	18.308	26.663	247.3
20	1'36.276	22.902	28.045	18.385	26.944	250.2	4	1'35.576	22.984	27.926	18.236	26.430	244.0
21	1'35.761	22.918	27.742	18.192	26.909	244.6	5	1'36.216	23.205	28.060	18.261	26.690	249.6

**5th** **64** **David MUÑOZ** BOE Motorsports SPA  
Runs=1 Total laps=21 Full laps=20 Valid laps=20

1	1'42.242	29.502	27.647	18.283	26.810	181.8
2	1'36.125	23.225	27.819	18.246	26.835	240.2
3	1'36.363	23.130	28.096	18.313	26.824	245.1
4	1'36.125	23.181	27.754	18.343	26.847	241.8
5	1'36.731	23.539	27.748	18.387	27.057	241.3
6	1'37.054	23.740	27.953	18.305	27.056	240.2
7	1'36.499	23.211	27.808	18.401	27.079	244.6
8	1'36.748	23.364	27.894	18.557	26.933	242.9
9	1'36.665	23.256	28.057	18.265	27.087	247.9
10	1'36.123	23.097	27.939	18.275	26.812	246.2
11	1'36.058	23.010	27.973	18.168	26.907	247.3
12	1'36.525	22.956	28.058	18.477	27.034	245.7
13	1'36.481	23.379	27.787	18.320	26.995	245.1
14	1'37.030	23.379	28.426	18.263	26.962	241.8
15	1'36.536	23.143	28.098	18.302	26.993	247.9
16	1'36.569	23.162	28.107	18.328	26.972	241.3
17	1'36.361	23.086	27.803	18.472	27.000	247.3
18	1'36.154	23.097	27.655	18.362	27.040	243.5
19	1'35.980	23.114	27.585	18.323	26.958	241.3
20	1'36.782	23.094	28.149	18.492	27.047	241.8
21	1'37.378	23.704	27.945	18.452	27.277	249.6

**6th** **6** **Ryusei YAMANAKA** MT Helmets - MSI JPN  
Runs=1 Total laps=21 Full laps=20 Valid laps=20

1	1'46.523	31.758	28.812	18.775	27.178	190.4
2	1'36.050	22.871	28.072	18.469	26.638	247.9
3	1'36.440	23.275	27.798	18.405	26.962	249.6
4	1'35.784	22.902	27.661	18.271	26.950	245.7
5	1'36.011	22.862	27.807	18.471	26.871	246.2
6	1'35.941	22.871	27.849	18.361	26.860	245.7
7	1'35.800	22.831	27.795	18.254	26.920	246.8
8	1'36.610	23.018	28.372	18.332	26.888	248.5
9	1'36.073	23.162	27.995	18.241	26.675	245.7
10	1'36.193	23.058	28.033	18.240	26.862	249.1
11	1'36.059	23.124	27.861	18.314	26.760	246.8
12	1'36.181	23.152	27.974	18.274	26.781	244.6
13	1'36.371	23.334	28.025	18.218	26.794	249.1
14	1'36.643	23.437	27.965	18.344	26.897	244.6
15	1'36.555	23.136	27.860	18.419	27.140	248.5
16	1'36.690	23.392	28.246	18.332	26.720	244.6
17	1'36.959	23.636	28.231	18.316	26.776	247.9
18	1'36.400	23.095	28.081	18.348	26.876	246.8
19	1'36.839	23.040	28.093	18.649	27.057	247.3
20	1'36.638	22.898	28.338	18.356	27.046	246.8
21	1'36.174	23.122	27.919	18.254	26.879	242.4

**7th** **72** **Taiyo FURUSATO** Honda Team Asia JPN  
Runs=1 Total laps=21 Full laps=20 Valid laps=20

1	1'43.706	30.361	28.313	18.334	26.698	187.7
2	1'36.437	23.012	28.271	18.278	26.876	244.6

**8th** **58** **Luca LUNETTA** SIC58 Squadra Corse ITA  
Runs=1 Total laps=21 Full laps=20 Valid laps=20

1	1'44.905	30.898	28.987	18.381	26.639	190.1
2	1'36.211	22.921	28.167	18.419	26.704	247.3
3	1'36.052	22.966	27.972	18.466	26.648	247.3
4	1'35.767	23.069	27.828	18.258	26.612	246.8
5	1'35.983	23.050	27.985	18.300	26.648	246.8
6	1'36.803	23.176	28.368	18.315	26.944	245.7
7	1'36.601	23.275	28.204	18.262	26.860	246.8
8	1'37.003	23.134	28.317	18.393	27.159	244.6
9	1'36.094	23.106	28.025	18.255	26.708	245.7
10	1'36.642	23.314	28.350	18.396	26.582	245.7
11	1'36.587	23.218	28.255	18.264	26.850	245.1
12	1'35.848	22.971	27.959	18.201	26.717	245.1
13	1'36.068	23.012	28.013	18.207	26.836	244.6
14	1'36.376	23.153	28.167	18.252	26.804	245.7
15	1'36.451	23.154	28.103	18.295	26.899	246.2
16	1'36.671	23.165	28.253	18.334	26.919	245.1
17	1'36.719	23.220	28.183	18.430	26.886	245.7
18	1'36.570	23.147	28.073	18.354	26.996	247.3
19	1'36.694	22.841	28.156	18.559	27.138	246.2
20	1'37.030	23.496	28.135	18.389	27.010	242.4
21	1'36.368	23.230	27.964	18.204	26.970	245.1

**9th** **99** **Jose Antonio RUED** Red Bull KTM Ajo SPA  
Runs=1 Total laps=21 Full laps=20 Valid laps=20

1	1'44.246	30.991	28.201	18.369	26.685	193.1
2	1'35.958	23.102	27.875	18.382	26.599	252.5
3	1'35.697	22.833	27.793	18.325	26.746	252.0
4	1'35.883	23.044	27.956	18.307	26.576	245.1
5	1'36.349	23.091	28.401	18.350	26.507	251.4
6	1'37.012	23.649	28.128	18.532	26.703	253.1
7	1'37.106	23.550	28.203	18.332	27.021	249.1
8	1'36.845	23.042	28.341	18.450	27.012	252.5
9	1'36.227	23.076	27.992	18.322	26.837	253.1
10	1'36.405	23.151	28.190	18.289	26.775	249.1

**Fastest Lap:** Stefano NEPA LEVELUP - MTA ITA 1'35.370 22.759 27.724 18.244 26.643

These data/results cannot be reproduced, stored and/or transmitted in whole or in part by any manner of electronic, mechanical, photocopying, recording, broadcasting or otherwise now known or herein after developed without the previous express consent by the copyright owner, except for reproduction in daily press and regular printed publications on sale to the public within 60 days of the event related to those data/results and always provided that copyright symbol appears together as follows below.  
© DORNA, 2024

## Race

## Moto3

Lap	Lap Time	T1	T2	T3	T4	Speed	Lap	Lap Time	T1	T2	T3	T4	Speed
11	<b>1'36.047</b>	23.077	27.832	<u>18.268</u>	26.870	<u>254.9</u>	19	<b>1'36.059</b>	22.956	27.749	18.456	26.898	244.6
12	<b>1'36.058</b>	23.054	27.889	18.348	26.767	249.6	20	<b>1'36.375</b>	22.948	27.915	18.382	27.130	249.6
13	<b>1'36.869</b>	23.254	28.262	18.354	26.999	253.7	21	<b>1'36.216</b>	<u>22.923</u>	27.928	18.380	26.985	249.1
14	<b>1'36.694</b>	23.191	28.128	18.355	27.020	252.5							
15	<b>1'36.198</b>	23.080	27.903	18.375	26.840	253.1							
16	<b>1'36.978</b>	23.160	28.276	18.545	26.997	249.6							
17	<b>1'36.677</b>	23.026	28.080	18.541	27.030	252.5							
18	<b>1'36.563</b>	23.176	28.052	18.390	26.945	250.2							
19	<b>1'36.731</b>	23.274	<u>27.735</u>	18.593	27.129	246.8							
20	<b>1'36.536</b>	23.235	28.057	18.401	26.843	252.0							
21	<b>1'36.386</b>	23.096	28.157	18.337	26.796	249.6							

**10th 36** **Angel PIQUERAS** Leopard Racing SPA  
Runs=1 Total laps=21 Full laps=20 Valid laps=20

1	<u>1'44.028</u>	30.678	28.239	18.287	26.824	187.4
2	<u>1'35.482</u>	22.925	27.729	18.202	26.626	246.2
3	<b>1'35.770</b>	<u>22.856</u>	<u>27.701</u>	18.274	26.939	247.3
4	<b>1'35.922</b>	23.291	27.845	<u>18.174</u>	<u>26.612</u>	246.8
5	<b>1'36.880</b>	23.412	28.476	18.365	26.627	245.1
6	<b>1'36.961</b>	23.600	27.973	18.368	27.020	245.1
7	<b>1'36.803</b>	23.590	28.048	18.238	26.927	245.1
8	<b>1'36.934</b>	23.347	28.252	18.410	26.925	249.1
9	<b>1'36.328</b>	23.242	28.035	18.204	26.847	244.0
10	<b>1'36.085</b>	23.004	27.967	18.268	26.846	247.3
11	<b>1'35.968</b>	23.004	27.829	18.223	26.912	245.7
12	<b>1'36.263</b>	23.059	27.922	18.361	26.921	246.8
13	<b>1'36.609</b>	23.350	27.917	18.266	27.076	246.8
14	<b>1'37.490</b>	23.551	28.126	18.352	27.461	245.7
15	<b>1'36.434</b>	23.216	27.963	18.339	26.916	<u>249.6</u>
16	<b>1'37.044</b>	22.987	28.342	18.498	27.217	247.3
17	<b>1'36.592</b>	23.168	27.954	18.337	27.133	247.3
18	<b>1'36.179</b>	22.995	27.813	18.316	27.055	246.8
19	<b>1'36.653</b>	23.103	27.740	18.716	27.094	246.8
20	<b>1'36.583</b>	23.281	27.839	18.467	26.996	247.9
21	<b>1'36.492</b>	23.066	27.913	18.366	27.147	248.5

**11th 66** **Joel KELSO** BOE Motorsports AUS  
Runs=1 Total laps=21 Full laps=20 Valid laps=20

1	<u>1'42.569</u>	29.881	27.859	18.264	<u>26.565</u>	183.9
2	<u>1'35.796</u>	22.986	27.633	18.243	26.934	249.1
3	<b>1'36.441</b>	23.411	27.731	18.315	26.984	239.2
4	<b>1'36.108</b>	23.231	<u>27.505</u>	18.371	27.001	241.3
5	<b>1'36.728</b>	23.484	28.085	18.243	26.916	241.8
6	<b>1'36.966</b>	23.561	27.965	18.384	27.056	245.1
7	<b>1'36.623</b>	23.169	27.743	18.473	27.238	245.1
8	<b>1'37.390</b>	23.846	28.007	18.446	27.091	237.6
9	<b>1'36.228</b>	23.134	27.949	18.270	26.875	243.5
10	<b>1'37.974</b>	24.281	28.168	18.334	27.191	249.6
11	<b>1'36.172</b>	22.990	27.903	<u>18.221</u>	27.058	248.5
12	<b>1'36.130</b>	23.013	27.898	18.303	26.916	<u>250.2</u>
13	<b>1'36.461</b>	23.027	28.003	18.443	26.988	245.7
14	<b>1'36.446</b>	22.995	28.032	18.394	27.025	250.2
15	<b>1'36.597</b>	23.178	27.996	18.396	27.027	245.1
16	<b>1'36.431</b>	22.964	28.055	18.410	27.002	247.9
17	<b>1'37.002</b>	23.367	28.317	18.374	26.944	246.8
18	<b>1'37.294</b>	23.120	28.401	18.532	27.241	247.9

**12th 54** **Riccardo ROSSI** CIP Green Power ITA  
Runs=1 Total laps=21 Full laps=20 Valid laps=20

1	<u>1'45.862</u>	31.365	28.908	18.806	26.783	198.4
2	<b>1'36.224</b>	23.306	27.875	18.440	<u>26.603</u>	247.3
3	<u>1'35.805</u>	<u>22.898</u>	<u>27.747</u>	18.390	26.770	250.8
4	<b>1'36.855</b>	23.089	27.930	18.590	27.246	244.6
5	<b>1'36.478</b>	23.394	27.891	18.489	26.704	236.0
6	<b>1'36.163</b>	23.020	27.940	18.442	26.761	250.8
7	<b>1'36.188</b>	22.970	27.921	18.412	26.885	246.2
8	<b>1'36.283</b>	23.031	27.833	18.489	26.930	244.0
9	<b>1'36.043</b>	22.939	27.993	18.503	26.608	250.8
10	<b>1'36.891</b>	23.173	28.092	18.549	27.077	250.2
11	<b>1'36.245</b>	23.116	27.966	18.446	26.717	244.6
12	<b>1'36.305</b>	23.070	28.181	<u>18.383</u>	26.671	250.8
13	<b>1'36.294</b>	23.090	27.980	18.442	26.782	249.1
14	<b>1'36.459</b>	23.035	28.124	18.410	26.890	250.2
15	<b>1'36.577</b>	23.191	28.081	18.402	26.903	250.2
16	<b>1'36.434</b>	23.102	28.055	18.409	26.868	251.4
17	<b>1'36.547</b>	23.138	28.056	18.506	26.847	<u>252.0</u>
18	<b>1'36.494</b>	23.177	28.021	18.426	26.870	250.8
19	<b>1'36.443</b>	23.097	27.850	18.591	26.905	243.5
20	<b>1'36.751</b>	23.294	28.089	18.470	26.898	249.1
21	<b>1'36.690</b>	23.078	28.084	18.550	26.978	247.9

**13th 12** **Jacob ROULSTONE** Red Bull GASGAS Te AUS  
Runs=1 Total laps=21 Full laps=20 Valid laps=20

1	<u>1'44.193</u>	30.734	28.333	18.285	26.841	189.7
2	<b>1'36.035</b>	23.140	27.803	18.314	26.778	246.8
3	<b>1'36.201</b>	23.221	27.847	<u>18.208</u>	26.925	246.2
4	<u>1'35.814</u>	23.020	27.945	18.210	<u>26.639</u>	249.1
5	<b>1'36.536</b>	23.059	28.115	18.271	27.091	249.1
6	<b>1'36.822</b>	23.214	28.561	18.246	26.801	247.3
7	<b>1'36.611</b>	23.287	28.129	18.242	26.953	247.3
8	<b>1'36.699</b>	23.149	28.195	18.434	26.921	244.6
9	<b>1'36.287</b>	23.196	27.791	18.272	27.028	244.6
10	<b>1'36.516</b>	23.183	28.096	18.229	27.008	245.1
11	<b>1'36.810</b>	23.305	28.031	18.298	27.176	245.1
12	<b>1'35.889</b>	22.994	<u>27.780</u>	18.296	26.819	247.3
13	<b>1'36.520</b>	23.112	28.265	18.335	26.808	249.1
14	<b>1'36.958</b>	23.162	28.288	18.328	27.180	245.7
15	<b>1'36.433</b>	23.013	28.092	18.366	26.962	246.8
16	<b>1'36.350</b>	<u>22.989</u>	28.069	18.338	26.954	<u>249.6</u>
17	<b>1'36.671</b>	23.073	28.191	18.370	27.037	247.9
18	<b>1'36.959</b>	23.308	28.293	18.449	26.909	246.8
19	<b>1'36.580</b>	23.047	27.991	18.526	27.016	248.5
20	<b>1'36.666</b>	23.145	28.051	18.470	27.000	249.1
21	<b>1'36.485</b>	23.063	28.120	18.437	26.865	248.5

**14th 18** **Matteo BERTELLE** Kopron Rivacold Snip ITA  
Runs=1 Total laps=21 Full laps=20 Valid laps=20

1	<u>1'45.869</u>	31.374	28.927	18.671	26.897	192.4
2	<b>1'36.425</b>	23.353	27.953	18.480	<u>26.639</u>	245.7

**Fastest Lap:** Stefano NEPA LEVELUP - MTA ITA **1'35.370** 22.759 27.724 18.244 26.643

These data/results cannot be reproduced, stored and/or transmitted in whole or in part by any manner of electronic, mechanical, photocopying, recording, broadcasting or otherwise now known or herein after developed without the previous express consent by the copyright owner, except for reproduction in daily press and regular printed publications on sale to the public within 60 days of the event related to those data/results and always provided that copyright symbol appears together as follows below.  
© DORNA, 2024

# Race

# Moto3

Lap	Lap Time	T1	T2	T3	T4	Speed	Lap	Lap Time	T1	T2	T3	T4	Speed
3	1'35.925	22.996	27.765	18.441	26.723	250.2	11	1'37.425	23.576	28.017	18.558	27.274	238.6
4	1'36.571	23.208	27.721	18.436	27.206	245.1	12	1'38.157	23.596	28.187	18.970	27.404	237.6
5	1'36.297	23.173	27.913	18.448	26.763	239.2	13	1'37.454	23.518	28.029	18.491	27.416	238.1
6	1'36.114	22.945	27.806	18.550	26.813	245.7	14	1'37.647	23.664	27.904	18.554	27.525	238.6
7	1'35.946	22.890	27.918	18.405	26.733	247.3	15	1'37.690	23.774	28.082	18.582	27.252	234.5
8	1'36.429	23.017	27.863	18.472	27.077	245.1	16	1'37.586	23.693	28.010	18.563	27.320	237.1
9	1'36.285	23.100	27.995	18.423	26.767	247.3	17	1'37.846	23.620	28.263	18.614	27.349	235.5
10	1'36.203	22.940	28.176	18.414	26.673	250.8	18	1'37.986	23.658	28.033	18.588	27.707	237.6
11	1'36.591	23.103	28.094	18.399	26.995	250.8	19	1'38.343	24.105	28.365	18.574	27.299	234.0
12	1'36.553	23.320	28.101	18.385	26.747	244.0	20	1'38.078	23.995	28.090	18.595	27.398	236.0
13	1'36.906	23.092	28.283	18.575	26.956	247.3	21	1'40.102	25.221	28.985	18.621	27.275	230.5
14	1'36.439	23.087	28.013	18.457	26.882	245.1							
15	1'36.505	23.031	28.032	18.475	26.967	245.7							
16	1'36.430	22.989	28.094	18.485	26.862	250.2							
17	1'36.705	23.015	28.035	18.702	26.953	246.2							
18	1'36.721	23.105	28.023	18.686	26.907	247.9							
19	1'36.284	22.967	27.860	18.520	26.937	245.7							
20	1'36.688	23.025	28.248	18.512	26.903	246.2							
21	1'36.735	22.986	28.124	18.524	27.101	250.8							

**17th 85 Xabi ZURUTUZA** Red Bull KTM Ajo SPA  
Runs=1 Total laps=21 Full laps=20 Valid laps=20

1	1'45.518	31.347	28.736	18.552	26.883	198.8
2	1'37.313	23.417	28.431	18.528	26.937	245.7
3	1'36.616	23.169	28.076	18.394	26.977	250.2
4	1'36.626	23.470	27.905	18.446	26.805	244.6
5	1'36.696	23.382	27.857	18.455	27.002	245.1
6	1'37.124	23.387	28.026	18.586	27.125	246.2
7	1'37.870	23.827	27.992	18.655	27.396	246.2
8	1'37.965	23.746	28.139	18.649	27.431	240.8
9	1'38.333	23.727	28.210	19.061	27.335	244.0
10	1'38.521	23.838	28.231	18.797	27.655	242.4
11	1'37.325	23.672	27.935	18.496	27.222	239.7
12	1'37.564	23.590	28.090	18.670	27.214	239.2
13	1'37.451	23.684	27.925	18.501	27.341	239.7
14	1'37.953	23.812	28.265	18.563	27.313	238.6
15	1'37.344	23.540	28.099	18.576	27.129	242.9
16	1'37.976	23.894	28.208	18.577	27.297	238.6
17	1'37.696	23.639	28.125	18.648	27.284	242.4
18	1'37.644	23.570	28.103	18.651	27.320	241.3
19	1'38.430	23.944	28.226	18.647	27.613	237.6
20	1'38.097	24.186	28.035	18.602	27.274	238.1
21	1'40.106	25.266	28.632	18.694	27.514	232.5

**15th 24 Tatsuki SUZUKI** Liqui Moly Husqvarna JPN  
Runs=1 Total laps=21 Full laps=20 Valid laps=20

1	1'44.501	31.055	28.365	18.282	26.799	196.3
2	1'35.783	23.138	27.770	18.301	26.574	252.0
3	1'35.649	23.016	27.775	18.239	26.619	251.4
4	1'35.500	22.905	27.870	18.198	26.527	248.5
5	1'36.839	23.384	28.374	18.099	26.982	252.0
6	1'36.887	23.482	28.066	18.324	27.015	250.2
7	1'36.377	23.342	28.068	18.176	26.791	252.0
8	1'36.805	23.368	28.017	18.384	27.036	249.1
9	1'36.321	23.037	28.099	18.246	26.939	249.6
10	1'36.632	22.924	28.269	18.367	27.072	249.6
11	1'35.982	23.013	27.852	18.243	26.874	250.8
12	1'36.293	23.152	27.904	18.327	26.910	250.2
13	1'36.982	23.367	27.955	18.292	27.368	251.4
14	1'37.447	23.319	28.410	18.356	27.362	247.3
15	1'36.966	23.133	28.351	18.426	27.056	253.1
16	1'37.103	23.192	28.162	18.486	27.263	252.5
17	1'36.983	23.183	28.064	18.487	27.249	248.5
18	1'37.459	23.203	28.267	18.568	27.421	247.9
19	1'37.884	23.416	28.260	18.675	27.533	245.1
20	1'38.425	23.593	28.263	18.761	27.808	243.5
21	1'39.185	23.866	28.411	18.822	28.086	239.7

**18th 95 Collin VEIJER** Liqui Moly Husqvarna NED  
Runs=1 Total laps=21 Full laps=20 Valid laps=20

1	1'43.883	30.294	28.164	18.390	27.035	180.2
2	1'36.188	22.925	28.099	18.223	26.941	249.6
3	1'35.777	22.902	27.796	18.274	26.805	247.9
4	1'35.555	22.897	27.898	18.159	26.601	249.6
5	1'36.622	23.318	28.280	18.296	26.728	252.5
6	1'37.421	23.592	28.623	18.396	26.810	249.6
7	1'36.729	23.360	28.008	18.253	27.108	251.4
8	1'36.548	23.036	28.137	18.390	26.985	247.9
9	1'36.057	22.904	27.993	18.267	26.893	251.4
10	1'36.126	22.938	28.056	18.326	26.806	251.4
11	1'36.151	23.137	27.892	18.155	26.967	246.2
12	2'01.838	23.233	52.532	18.841	27.232	248.5
13	1'36.987	23.332	28.067	18.391	27.197	249.1
14	1'37.490	23.188	28.277	18.479	27.546	241.8
15	1'37.501	23.378	28.095	18.581	27.447	239.2
16	1'37.170	23.292	28.224	18.446	27.208	238.6
17	1'37.528	23.342	28.087	18.555	27.544	239.7
18	1'38.409	23.866	28.374	18.621	27.548	238.1

**16th 78 Joel ESTEBAN** CFMOTO Gaviota Asp SPA  
Runs=1 Total laps=21 Full laps=20 Valid laps=20

1	1'45.410	31.266	28.729	18.460	26.955	197.0
2	1'36.746	23.418	27.877	18.351	27.100	241.8
3	1'37.297	23.779	27.863	18.462	27.193	252.0
4	1'36.621	23.312	27.940	18.434	26.935	244.6
5	1'36.815	23.276	28.083	18.446	27.010	244.6
6	1'37.043	23.316	28.258	18.512	26.957	249.6
7	1'38.592	23.488	27.992	19.779	27.333	244.6
8	1'37.251	23.364	28.016	18.528	27.343	240.2
9	1'38.146	23.775	28.235	18.544	27.592	244.0
10	1'37.900	23.712	28.206	18.628	27.354	237.1

**Fastest Lap:** Stefano NEPA LEVELUP - MTA ITA 1'35.370 22.759 27.724 18.244 26.643

These data/results cannot be reproduced, stored and/or transmitted in whole or in part by any manner of electronic, mechanical, photocopying, recording, broadcasting or otherwise now known or herein after developed without the previous express consent by the copyright owner, except for reproduction in daily press and regular printed publications on sale to the public within 60 days of the event related to those data/results and always provided that copyright symbol appears together as follows below.  
© DORNA, 2024

# Race

# Moto3

Lap	Lap Time	T1	T2	T3	T4	Speed	Lap	Lap Time	T1	T2	T3	T4	Speed
19	<b>1'39.380</b>	23.788	28.943	18.819	27.830	235.5	3	<b>1'38.229</b>	23.962	28.045	18.700	27.522	241.3
20	<b>1'37.943</b>	23.468	28.414	18.648	27.413	240.8	4	<b>1'38.281</b>	23.771	28.181	18.686	27.643	238.6
21	<b>1'37.564</b>	23.423	28.217	18.516	27.408	243.5	5	<b>1'38.206</b>	23.855	28.225	18.652	27.474	236.0

**19th 8 Eddie O'SHEA** FleetSafe Honda - ML GBR  
Runs=1 Total laps=21 Full laps=20 Valid laps=20

1	1'46.679	31.647	29.106	18.733	27.193	198.4
2	<b>1'36.881</b>	23.221	28.167	18.449	27.044	243.5
3	<b>1'37.534</b>	23.278	28.041	18.491	27.724	244.6
4	<b>1'37.810</b>	23.413	28.505	18.613	27.279	243.5
5	<b>1'37.999</b>	23.645	28.292	18.684	27.378	241.8
6	<b>1'38.158</b>	23.735	28.215	18.680	27.528	240.2
7	<b>1'39.730</b>	23.853	29.548	18.729	27.600	236.5
8	<b>1'38.253</b>	23.701	28.502	18.704	27.346	238.1
9	<b>1'38.584</b>	23.814	28.421	18.846	27.503	237.6
10	<b>1'38.285</b>	23.824	28.353	18.617	27.491	238.1
11	<b>1'38.583</b>	23.968	28.389	18.695	27.531	238.1
12	<b>1'38.923</b>	23.819	28.574	18.862	27.668	236.5
13	<b>1'38.112</b>	24.011	28.262	18.598	27.241	235.5
14	<b>1'37.980</b>	23.465	28.579	18.582	27.354	239.7
15	<b>1'37.452</b>	23.398	28.144	18.592	27.318	241.3
16	<b>1'37.383</b>	23.371	28.319	18.561	27.132	239.2
17	<b>1'37.779</b>	23.582	28.172	18.559	27.466	241.3
18	<b>1'38.155</b>	23.680	28.284	18.749	27.442	240.2
19	<b>1'38.736</b>	23.657	28.415	18.886	27.778	240.2
20	<b>1'38.052</b>	23.606	28.313	18.711	27.422	236.0
21	<b>1'38.414</b>	23.908	28.392	18.771	27.343	238.1

**20th 5 Tatchakorn BUASRI** Honda Team Asia THA  
Runs=1 Total laps=21 Full laps=20 Valid laps=20

1	1'46.544	31.570	28.893	18.789	27.292	198.0
2	<b>1'37.463</b>	23.579	28.095	18.601	27.188	243.5
3	<b>1'37.815</b>	23.603	28.133	18.730	27.349	244.6
4	<b>1'38.411</b>	23.729	28.229	18.806	27.647	243.5
5	<b>1'38.803</b>	23.978	28.374	18.860	27.591	238.6
6	<b>1'38.984</b>	24.040	28.374	18.815	27.755	239.2
7	<b>1'38.665</b>	24.160	28.373	18.695	27.437	236.5
8	<b>1'37.992</b>	23.905	28.172	18.636	27.279	236.5
9	<b>1'38.606</b>	24.044	28.198	18.738	27.626	238.6
10	<b>1'38.327</b>	23.888	28.229	18.757	27.453	236.5
11	<b>1'38.555</b>	23.896	28.333	18.715	27.611	238.1
12	<b>1'38.498</b>	23.982	28.314	18.637	27.565	236.5
13	<b>1'38.155</b>	23.959	28.193	18.658	27.345	239.2
14	<b>1'38.048</b>	23.631	28.219	18.644	27.554	242.9
15	<b>1'38.927</b>	23.854	28.278	18.981	27.814	240.2
16	<b>1'39.600</b>	24.318	28.458	19.144	27.680	235.0
17	<b>1'40.132</b>	24.438	28.875	18.962	27.857	234.5
18	<b>1'39.197</b>	24.010	28.492	18.932	27.763	238.6
19	<b>1'39.527</b>	24.283	28.515	18.911	27.818	234.0
20	<b>1'39.275</b>	24.181	28.409	18.973	27.712	239.2
21	<b>1'38.928</b>	24.036	28.515	18.879	27.498	238.1

**21st 55 Noah DETTWILER** CIP Green Power SWI  
Runs=1 Total laps=21 Full laps=20 Valid laps=20

1	1'47.159	31.981	29.047	18.784	27.347	193.1
2	<b>1'38.150</b>	23.750	28.333	18.667	27.400	245.7

**22nd 19 Scott OGDEN** FleetSafe Honda - ML GBR  
Runs=1 Total laps=20 Full laps=19 Valid laps=19

1	1'43.942	30.138	28.414	18.592	26.798	184.2
2	<b>1'36.214</b>	23.084	28.033	18.302	26.795	249.6
3	<b>3'23.940</b>	23.387	27.982			246.2
4	<b>1'40.813</b>	24.577	29.622	19.022	27.592	234.0
5	<b>1'38.086</b>	23.818	28.242	18.744	27.282	237.1
6	<b>1'37.745</b>	23.423	28.364	18.594	27.364	236.0
7	<b>1'39.026</b>	23.383	29.734	18.697	27.212	237.6
8	<b>1'36.814</b>	23.265	28.051	18.456	27.042	238.1
9	<b>1'37.026</b>	23.259	28.075	18.502	27.190	237.6
10	<b>1'36.891</b>	23.164	28.062	18.358	27.307	239.2
11	<b>1'37.168</b>	23.355	28.299	18.451	27.063	238.6
12	<b>1'37.379</b>	23.566	28.078	18.505	27.230	240.2
13	<b>1'37.241</b>	23.291	28.181	18.479	27.290	237.6
14	<b>1'37.332</b>	23.503	28.122	18.508	27.199	237.1
15	<b>1'37.868</b>	23.521	28.500	18.522	27.325	235.5
16	<b>1'39.029</b>	23.375	28.189	18.887	28.578	236.0
17	<b>1'38.626</b>	23.676	28.976	18.597	27.377	241.3
18	<b>1'37.913</b>	23.236	28.152	18.828	27.697	240.2
19	<b>1'37.405</b>	23.364	28.148	18.523	27.370	239.2
20	<b>1'37.690</b>	23.438	28.200	18.713	27.339	236.0

**23rd 48 Ivan ORTOLA** MT Helmets - MSI SPA  
Runs=1 Total laps=11 Full laps=10 Valid laps=10

1	1'42.392	29.697	27.895	18.242	26.558	181.8
2	<b>1'36.069</b>	23.032	27.984	18.279	26.774	245.7
3	<b>1'36.651</b>	23.204	28.017	18.332	27.098	244.0
4	<b>1'35.932</b>	23.035	27.831	18.194	26.872	244.0
5	<b>1'36.602</b>	23.544	28.012	18.280	26.766	243.5
6	<b>1'36.868</b>	23.354	27.857	18.464	27.193	245.1
7	<b>1'36.831</b>	23.550	27.814	18.441	27.026	238.6
8	<b>1'36.628</b>	23.280	28.168	18.392	26.788	241.8
9	<b>1'36.177</b>	23.095	27.852	18.360	26.870	246.8
10	<b>1'36.286</b>	23.205	27.836	18.391	26.854	245.7
11	<b>1'36.216</b>	23.138	27.744	18.304	27.030	245.7

**Fastest Lap:** Stefano NEPA LEVELUP - MTA ITA **1'35.370** 22.759 27.724 18.244 26.643

These data/results cannot be reproduced, stored and/or transmitted in whole or in part by any manner of electronic, mechanical, photocopying, recording, broadcasting or otherwise now known or herein after developed without the previous express consent by the copyright owner, except for reproduction in daily press and regular printed publications on sale to the public within 60 days of the event related to those data/results and always provided that copyright symbol appears together as follows below.  
© DORNA, 2024

## Race

Moto3

Lap	Lap Time	T1	T2	T3	T4	Speed	Lap	Lap Time	T1	T2	T3	T4	Speed
PIT		23.385	53.286	20.021	24.893	242.9							

**24th** **22** **David ALMANSA** Kopron Rivacold Snip SPA  
 Runs=1 Total laps=11 Full laps=10 Valid laps=10

1	1'44.852	30.995	28.610	18.306	26.941	195.5							
2	<b>4'17.754</b>	22.849	3'01.390	24.578	28.937	249.6							
3	<b>1'38.819</b>	24.051	28.583	18.744	27.441	230.5							
4	<b>1'38.812</b>	23.564	28.859	18.653	27.736	232.5							
5	<b>1'37.691</b>	23.495	28.320	18.579	27.297	232.5							
6	<b>1'37.969</b>	23.460	28.186	18.667	27.656	233.5							
7	<b>1'37.893</b>	23.522	28.244	18.682	27.445	232.5							
8	<b>1'37.712</b>	23.409	28.136	18.599	27.568	232.5							
9	<b>1'38.368</b>	23.505	28.445	18.722	27.696	232.0							
10	<b>1'38.420</b>	23.804	28.163	18.802	27.651	232.0							
11	<b>1'38.168</b>	23.588	28.290	18.630	27.660	231.5							
unfinished		23.510	28.334	18.895		233.5							

**25th** **10** **Nicola CARRARO** LEVELUP - MTA ITA  
 Runs=1 Total laps=6 Full laps=5 Valid laps=5

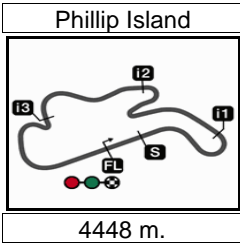
1	1'45.424	31.098	28.601	18.537	27.188	195.9							
2	<b>1'37.090</b>	23.650	28.235	18.453	26.752	238.6							
3	<b>1'35.722</b>	23.079	27.706	18.404	26.533	250.2							
4	<b>1'36.628</b>	23.352	27.703	18.483	27.090	246.8							
5	<b>1'36.144</b>	22.936	27.811	18.527	26.870	244.6							
6	<b>1'36.399</b>	22.864	28.196	18.456	26.883	249.1							
unfinished		22.786				249.6							

**26th** **7** **Filippo FARIOLI** SIC58 Squadra Corse ITA  
 Runs=1 Total laps=3 Full laps=2 Valid laps=2

1	1'44.551	30.794	28.525	18.338	26.894	192.1							
2	<b>1'36.286</b>	23.027	27.959	18.503	26.797	247.3							
3	<b>1'36.340</b>	23.045	27.886	18.439	26.970	246.2							
unfinished		23.214	27.835	18.486		245.1							

**Fastest Lap:** Stefano NEPA LEVELUP - MTA ITA **1'35.370** 22.759 27.724 18.244 26.643

These data/results cannot be reproduced, stored and/or transmitted in whole or in part by any manner of electronic, mechanical, photocopying, recording, broadcasting or otherwise now known or herein after developed without the previous express consent by the copyright owner, except for reproduction in daily press and regular printed publications on sale to the public within 60 days of the event related to those data/results and always provided that copyright symbol appears together as follows below.  
 © DORNA, 2024



Results and timing service provided by TISSOT

Moto3™

QATAR AIRWAYS AUSTRALIAN MOTORCYCLE GRAND PRIX

Race Analysis by Lap

35

Num Lap Time Gap

Table with 3 columns: Rider Number, Lap Time, and Gap. Includes data for Lap 1, Lap 2, and Lap 3.

Table with 3 columns: Rider Number, Lap Time, and Gap. Includes data for Lap 4, Lap 5, and Lap 6.

Table with 3 columns: Rider Number, Lap Time, and Gap. Includes data for Lap 7, Lap 8, and Lap 9.

Table with 3 columns: Rider Number, Lap Time, and Gap. Includes data for Lap 10, Lap 11, and Lap 12.

Table with 3 columns: Rider Number, Lap Time, and Gap. Includes data for Lap 13, Lap 14, and Lap 15.

Lap 10

Table with 3 columns: Rider Number, Lap Time, and Gap. Includes data for Lap 16, Lap 17, and Lap 18.

Lap 11

Table with 3 columns: Rider Number, Lap Time, and Gap. Includes data for Lap 19, Lap 20, and Lap 21.

Lap 12

Table with 3 columns: Rider Number, Lap Time, and Gap. Includes data for Lap 22, Lap 23, and Lap 24.

Lapped rider

These data/results cannot be reproduced, stored and/or transmitted in whole or in part by any manner of electronic, mechanical, photocopying, recording, broadcasting or otherwise now known or herein after developed without the previous express consent by the copyright owner, except for reproduction in daily press and regular printed publications on sale to the public within 60 days of the event related to those data/results and always provided that copyright symbol appears together as follows below.



**Num Lap Time Gap**

36	1'36.263	0.399
96	1'36.775	0.435
24	1'36.293	0.544
72	1'36.182	0.600
6	1'36.181	0.640
99	1'36.058	0.808
82	1'35.547	0.896
12	1'35.889	1.388
58	1'35.848	1.471
66	1'36.130	2.100
18	1'36.553	2.183
54	1'36.305	2.317
78	1'38.157	14.378
85	1'37.564	14.446
8	1'38.923	24.394
5	1'38.498	25.638
55	1'38.208	25.725
95	2'01.838	25.870
19	1'37.379	2'02.019

**Lap 13**

31	1'36.526	
80	1'36.673	0.095
64	1'36.481	0.136
96	1'36.334	0.191
36	1'36.609	0.430
6	1'36.371	0.433
82	1'36.597	0.915
72	1'36.913	0.935
24	1'36.982	0.948
58	1'36.068	0.961
99	1'36.869	1.099
12	1'36.520	1.330
66	1'36.461	1.983
54	1'36.294	2.033
18	1'36.906	2.511
78	1'37.454	15.254
85	1'37.451	15.319
8	1'38.112	25.928
95	1'36.987	26.279
5	1'38.155	27.215
55	1'38.211	27.358
19	1'37.241	2'02.682

**Lap 14**

31	1'36.673	
96	1'36.825	0.343
80	1'36.942	0.364
6	1'36.643	0.403
64	1'37.030	0.493
58	1'36.376	0.664
82	1'36.715	0.957
99	1'36.694	1.120
72	1'36.925	1.187
36	1'37.490	1.247
12	1'36.958	1.615
24	1'37.447	1.722
66	1'36.446	1.756
54	1'36.459	1.819
18	1'36.439	2.277
78	1'37.647	16.228
85	1'37.953	16.599
95	1'37.490	27.096
8	1'37.980	27.235
5	1'38.048	28.590
55	1'38.358	29.043
19	1'37.332	2'03.341

**Lap 15**

31	1'36.602	
----	----------	--

80	1'36.547	0.309
6	1'36.555	0.356
96	1'36.652	0.393
64	1'36.536	0.427
58	1'36.451	0.513
82	1'36.206	0.561
99	1'36.198	0.716
36	1'36.434	1.079
72	1'36.533	1.118
12	1'36.433	1.446
66	1'36.597	1.751
54	1'36.577	1.794
24	1'36.966	2.086
18	1'36.505	2.180
78	1'37.690	17.316
85	1'37.344	17.341
95	1'37.501	27.995
8	1'37.452	28.085
5	1'38.927	30.915
55	1'38.673	31.114
19	1'37.868	2'04.607

**Lap 16**

31	1'36.666	
80	1'36.357	
96	1'36.556	0.283
64	1'36.569	0.330
6	1'36.690	0.380
58	1'36.671	0.518
82	1'36.696	0.591
72	1'36.443	0.895
99	1'36.978	1.028
12	1'36.350	1.130
36	1'37.044	1.457
66	1'36.431	1.516
54	1'36.434	1.562
18	1'36.430	1.944
24	1'37.103	2.523
78	1'37.586	18.236
85	1'37.976	18.651
95	1'37.170	28.499
8	1'37.383	28.802
5	1'39.600	33.849
55	1'39.718	34.166
19	1'39.029	2'06.970

**Lap 17**

80	1'36.412	
64	1'36.361	0.279
31	1'36.956	0.544
96	1'36.702	0.573
82	1'36.445	0.624
72	1'36.200	0.683
58	1'36.719	0.825
6	1'36.959	0.927
99	1'36.677	1.293
12	1'36.671	1.389
36	1'36.592	1.637
54	1'36.547	1.697
66	1'37.002	2.106
18	1'36.705	2.237
24	1'36.983	3.094
78	1'37.846	19.670
85	1'37.696	19.935
95	1'37.528	29.615
8	1'37.779	30.169
55	1'39.597	37.351
5	1'40.132	37.569
19	1'38.626	2'09.184

**Lap 18**

80	1'36.056	
64	1'36.154	0.377
96	1'36.049	0.566
31	1'36.141	0.629
72	1'36.386	1.013
6	1'36.400	1.271
58	1'36.570	1.339
36	1'36.179	1.760
99	1'36.563	1.800
54	1'36.494	2.135
12	1'36.959	2.292
82	1'38.120	2.688
18	1'36.721	2.902
66	1'37.294	3.344
24	1'37.459	4.497
85	1'37.644	21.523
78	1'37.986	21.600
95	1'38.409	31.968
8	1'38.155	32.268
55	1'39.290	40.585
5	1'39.197	40.710
19	1'37.913	2'11.041

**Lap 19**

80	1'35.800	
64	1'35.980	0.557
31	1'35.900	0.729
96	1'36.123	0.889
58	1'36.694	2.233
6	1'36.839	2.310
72	1'37.196	2.409
36	1'36.653	2.613
82	1'35.777	2.665
99	1'36.731	2.731
54	1'36.443	2.778
12	1'36.580	3.072
18	1'36.284	3.386
66	1'36.059	3.603
24	1'37.884	6.581
78	1'38.343	24.143
85	1'38.430	24.153
8	1'38.736	35.204
95	1'39.380	35.548
55	1'39.307	44.092
5	1'39.527	44.437
19	1'37.405	2'12.646

**Lap 20**

80	1'35.805	
31	1'36.384	1.308
96	1'36.387	1.471
64	1'36.782	1.534
72	1'36.497	3.101
82	1'36.276	3.136
6	1'36.638	3.143
36	1'36.583	3.391
58	1'37.030	3.458
99	1'36.536	3.462
54	1'36.751	3.724
12	1'36.666	3.933
66	1'36.375	4.173
18	1'36.688	4.269
24	1'38.425	9.201
78	1'38.078	26.416
85	1'38.097	26.445
8	1'38.052	37.451
95	1'37.943	37.686
55	1'39.207	47.494

5	1'39.275	47.907
19	1'37.690	2'14.531

**Lap 21**

80	1'35.940	
96	1'37.405	2.936
31	1'37.571	2.939
82	1'35.761	2.957
64	1'37.378	2.972
6	1'36.174	3.377
72	1'36.242	3.403
58	1'36.368	3.886
99	1'36.386	3.908
36	1'36.492	3.943
66	1'36.216	4.449
54	1'36.690	4.474
12	1'36.485	4.478
18	1'36.735	5.064
24	1'39.185	12.446
78	1'40.102	30.578
85	1'40.106	30.611
95	1'37.564	39.310
8	1'38.414	39.925
5	1'38.928	50.895
55	1'39.353	50.907

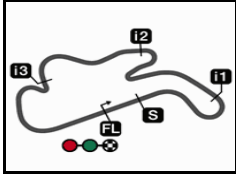

Lapped rider

These data/results cannot be reproduced, stored and/or transmitted in whole or in part by any manner of electronic, mechanical, photocopying, recording, broadcasting or otherwise now known or herein after developed without the previous express consent by the copyright owner, except for reproduction in daily press and regular printed publications on sale to the public within 60 days of the event related to those data/results and always provided that copyright symbol appears together as follows below.  
© DORNA, 2024





Phillip Island

Results and timing service provided by 

4448 m.

# QATAR AIRWAYS AUSTRALIAN MOTORCYCLE GRAND PRIX

# Moto3™

36

## 2024 Rookie of the Year Classification

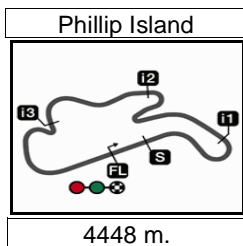
Rider	Nation	Points	Leader	Previous	QAT	POR	AME	SPA	FRA	CAT	ITA	NED	GER	GBR	AUT	ARA	RSM	EMI	INA	JPN	AUS	THA	MAL	VAL
1 <b>PIQUERAS Angel</b>	SPA	<b>137</b>			4	-	16	6	6	4	5	8	11	-	13	-	25	20	13	-	6			
2 <b>LUNETTA Luca</b>	ITA	<b>86</b>	51	51	1	-	-	-	5	9	9	10	-	-	-	16	7	10	11	-	8			
3 <b>ROULSTONE Jacob</b>	AUS	<b>53</b>	84	33	6	5	8	4	4	8	7	2	-	-	2	-	4	-	-	-	3			
4 <b>ESTEBAN Joel</b>	SPA	<b>45</b>	92	8	5	8	7	-	13	2	-	1	2	3	-	1	-	-	2	1	-			
5 <b>ZURUTUZA Xabi</b>	SPA	<b>11</b>	126	34	-	-	3	-	-	-	-	-	-	-	-	8	-	-	-	-	-			
6 <b>DETTWILER Noah</b>	SWI	<b>2</b>	135	9	-	-	2	-	-	-	-	-	-	-	-	-	-	-	-	-	-			

These data/results cannot be reproduced, stored and/or transmitted in whole or in part by any manner of electronic, mechanical, photocopying, recording, broadcasting or otherwise now known or herein after developed without the previous express consent by the copyright owner, except for reproduction in daily press and regular printed publications on sale to the public within 60 days of the event related to those data/results and always provided that copyright symbol appears together as follows below.  
© DORNA, 2024

Official MotoGP Timing by **TISSOT**  
www.motogp.com

Phillip Island, Sunday, October 20, 2024





Results and timing service provided by **TISSOT**

After the **QATAR AIRWAYS AUSTRALIAN MOTORCYCLE GRAND PRIX**

**Moto3™**

**2024 Riders Performance**

(Qualifying Position - Starting Position - Race Position)

**37**

Rider	Points	QAT	POR	AME	SPA	FRA	CAT	ITA	NED	GER	GBR	AUT	ARA	RSM	EMI	INA	JPN	AUS	THA	MAL	VAL
1 <b>ALONSO David</b>	346	8	3	1	1	1	6	1	13	2	4	6	1	1	2	5	3	10			
		8-1	3-4	1-1	1-11	1-1	6-1	1-1	13-5	2-1	4-2	6-1	1-4	1-7	2-1	5-1	3-1	10-1	-	-	-
2 <b>HOLGADO Daniel</b>	232	1	4	3	18	2	9	5	15	13	8	4	7	7	11	14	9	14			
		1-2	4-1	2-2	18-7	2-2	9-6	5-14	15-11	13-7	8-4	4-3	7-9	7-2	11-4	14-6	9-4	14-2	-	-	-
3 <b>VEIJER Collin</b>	209	10	6	4	3	5	2	4	3	1	2	3	9	5	6	2	2	2			
		10-5	6-6	3-NC	3-1	5-3	2-4	4-2	3-2	1-18	2-3	3-5	9-2	5-5	6-3	2-NC	2-2	2-18	-	-	-
4 <b>ORTOLA Ivan</b>	191	2	7	14	7	6	1	2	4	12	1	1	10	3	4	1	1	1			
		2-9	7-3	13-NC	7-3	6-5	1-2	2-6	4-1	12-3	1-1	28-9	10-12	3-3	4-5	1-9	1-16	1-NC	-	-	-
5 <b>FERNANDEZ Adrian</b>	153	4	15	12	12	4	8	17	8	4	12	12	17	8	7	4	7	3			
		4-NC	15-10	11-11	12-6	4-6	8-10	17-8	8-7	4-4	12-8	12-6	17-11	8-13	7-8	4-2	7-3	3-3	-	-	-
6 <b>MUÑOZ David</b>	152	13	13	8	2	8	7	14	11	6	21	9	3	14	8	13	8	4			
		26-16	13-9	7-5	2-2	8-NC	7-5	14-5	11-3	6-8	21-12	9-2	3-7	14-NL	8-NC	13-3	8-8	4-5	-	-	-
7 <b>PIQUERAS Angel</b>	137	12	19	18	6	9	13	20	1	14	11	8	4	4	3	9	4	8			
		12-12	19-NC	17-3	6-10	9-10	13-12	20-11	1-8	14-5	11-NC	8-4	4-NC	4-1	3-2	9-4	4-NC	8-10	-	-	-
8 <b>RUEDA Jose Antonio</b>	128	3	1	2		3	3	3	7	5	10	5	2	12	9	10	14	15			
		3-NC	1-2	-NS	-	3-8	3-3	3-15	7-4	5-NC	10-9	5-7	2-1	12-NL	9-10	10-11	14-5	15-9	-	-	-
9 <b>KELSO Joel</b>	115	6	2	5	4	7	14	9	14	15	3	2	5	6	10	8	6	7			
		6-8	2-5	4-7	4-5	7-13	14-NC	9-12	14-12	15-11	3-7	2-8	5-5	6-6	10-7	8-8	6-21	7-11	-	-	-
10 <b>YAMANAKA Ryusei</b>	106	15	17	24	5	10	5	13	5	11	5	10	25	13	15	17	5	11			
		15-NC	17-NC	23-4	5-4	10-7	5-11	13-3	5-10	11-6	5-6	10-13	24-19	13-17	15-15	17-17	5-6	11-6	-	-	-
11 <b>FURUSATO Taiyo</b>	97	18	21	10	21	17	4	8	2	8		17	15	9	1	3	13	9			
		18-3	21-17	9-NC	21-17	17-14	4-NC	8-4	2-13	8-2	-	17-15	15-6	9-4	1-13	3-NC	13-9	9-7	-	-	-
12 <b>LUNETTA Luca</b>	86	14	25	11	20	15	10	6	10	3		16	6	2	12	6	12	12			
		14-15	25-22	10-19	20-20	15-11	10-7	6-7	10-6	3-NC	-	16-17	6-3	2-9	12-6	6-5	12-NC	12-8	-	-	-
13 <b>SUZUKI Tatsuki</b>	82	19	20	16	9	14	21	15	12	9	9	13	19	23	17	7	17	17			
		19-7	20-12	15-6	9-25	14-9	21-15	15-NC	12-NC	9-9	9-10	13-12	19-14	23-8	17-11	7-7	17-7	17-15	-	-	-

NC=Not classified NL=Not finished first lap NP=Not started race re-start N2=Not finished first lap race re-start EX=Excluded NS=Not Started DS=Disqualified

These data/results cannot be reproduced, stored and/or transmitted in whole or in part by any manner of electronic, mechanical, photocopying, recording, broadcasting or otherwise now known or herein after developed without the previous express consent by the copyright owner, except for reproduction in daily press and regular printed publications on sale to the public within 60 days of the event related to those data/results and always provided that copyright symbol appears together as follows below.  
© DORNA, 2024

Official MotoGP Timing by **TISSOT**  
www.motogp.com



Rider	Points	QAT	POR	AME	SPA	FRA	CAT	ITA	NED	GER	GBR	AUT	ARA	RSM	EMI	INA	JPN	AUS	THA	MAL	VAL
14 NEPA Stefano	78	16	10	9	11	23	11	12	6	10	7	14	11	10	5	11	11	6			
		16-6	10-7	8-18	11-9	23-17	11-13	12-NC	6-9	10-12	7-5	14-NC	11-13	10-14	5-14	11-15	11-10	6-4	-	-	-
15 ROULSTONE Jacob	53	17	14	6	17	11	16	7	20	17	6	15	18	17	19	19	21	13			
		17-10	14-11	5-8	17-12	11-12	16-8	7-9	20-14	16-NC	6-17	15-14	18-21	17-12	19-21	19-16	21-17	13-13	-	-	-
16 BERTELLE Matteo	49	5	12	7	19	19	12	22	16	18	13	7	8	16	14	24	15	18			
		5-NC	12-DS	6-10	19-14	19-NC	12-17	22-10	16-21	24-15	13-11	7-11	8-10	16-NC	14-9	23-12	15-11	18-14	-	-	-
17 ESTEBAN Joel	45	23	11	17	8	16	15	19	9	16	22	18	13	24	22	23	19	21			
		23-11	11-8	16-9	8-NC	16-4	15-14	19-18	9-15	23-14	22-13	18-25	13-15	24-22	22-20	22-14	19-15	21-16	-	-	-
18 ROSSI Riccardo	30	7	5	21	14	13	18	10	19	22	18	23	23	15	20	18	16	23			
		7-4	5-NC	20-16	14-18	13-NC	18-NC	10-13	19-18	18-19	18-14	23-10	23-20	15-NL	20-23	18-NC	16-14	23-12	-	-	-
19 FARIOLI Filippo	27	11	8	13	15	21	20	16	23	21	16	21	16	11	13	16	18	16			
		11-NC	8-16	12-15	15-13	21-NC	20-9	16-19	23-22	26-13	16-16	21-26	16-NC	11-10	13-12	16-NC	18-13	16-NC	-	-	-
20 CARRARO Nicola	22	22	16	20	10	20	25	21	22	23	15	19	24	21	21	21	23	19			
		22-14	16-15	19-12	10-8	20-19	25-18	21-16	22-16	19-17	15-15	19-16	-NS	21-16	21-16	20-10	23-NC	19-NC	-	-	-
21 OGDEN Scott	15	20	9	15	13	12	19	18	17	7	17	27	12	20	16	12	20	5			
		20-13	9-14	14-DS	13-19	12-NC	19-16	18-17	17-17	7-10	17-NC	27-19	12-16	20-15	16-18	12-13	20-19	5-22	-	-	-
22 ZURUTUZA Xabi	11			23	26	18	23	11	21	19	14	11	21	22	23	27	22	22			
		-	-	22-13	26-22	18-16	23-19	11-NP	21-19	17-16	14-NC	11-18	21-8	22-18	23-19	26-NC	22-18	22-17	-	-	-
23 ALMANSA David	11			25	16	22	17	24	18	25	23	24	14	19	18	15	10	20			
		-	-	-NS	16-15	22-15	17-NC	24-21	18-NC	21-20	23-18	24-20	14-18	19-11	18-17	15-NC	10-12	20-NC	-	-	-
24 PEREZ Vicente	3	9	18		24						20	22	26	18	24						
		9-NC	18-13	-	24-16	-	-	-	-	-	-	20-NC	22-23	-NS	18-NC	-NS	-	-	-	-	-
25 DETTWILER Noah	2	25	26	22	23	24	24	26	25	26	24	26	20	25	25	26	24	24			
		25-17	26-19	21-14	23-21	24-18	24-21	26-20	25-23	22-23	24-20	26-24	20-17	25-20	25-22	25-18	24-NL	24-21	-	-	-
26 WHATLEY Joshua	0	21	22	19	22	25	26	23	24	20											
		21-18	22-18	18-17	22-23	25-21	26-20	23-23	24-24	25-21	-	-	-	-	-	-	-	-	-	-	-
27 BUASRI Tatchakorn	0	24	23	26	25	26	22	25	26	24	19	20	27	26	26	25	25	26			
		24-19	23-20	-NS	25-24	26-20	22-22	25-22	26-20	20-22	19-19	20-21	25-NC	26-21	26-NC	24-NC	25-NC	26-20	-	-	-
28 ROSENTHALER Jakob	0											25		27							
		-	-	-	-	-	-	-	-	-	-	-	25-22	-	27-19	-	-	-	-	-	-
29 O'SHEA Eddie	0															20		25			
		-	-	-	-	-	-	-	-	-	-	-	-	-	-	-NS	-	25-19	-	-	-

NC=Not classified NL=Not finished first lap NP=Not started race re-start N2=Not finished first lap race re-start EX=Excluded NS=Not Started DS=Disqualified

These data/results cannot be reproduced, stored and/or transmitted in whole or in part by any manner of electronic, mechanical, photocopying, recording, broadcasting or otherwise now known or herein after developed without the previous express consent by the copyright owner, except for reproduction in daily press and regular printed publications on sale to the public within 60 days of the event related to those data/results and always provided that copyright symbol appears together as follows below.  
© DORNA, 2024

Official MotoGP Timing by TISSOT  
www.motogp.com



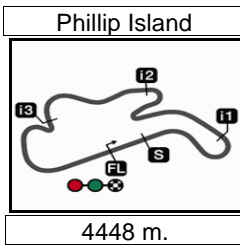
Rider	Points	QAT	POR	AME	SPA	FRA	CAT	ITA	NED	GER	GBR	AUT	ARA	RSM	EMI	INA	JPN	AUS	THA	MAL	VAL
30 WAKAMATSU Rei	0																26				
		-	-	-	-	-	-	-	-	-	-	-	-	-	-	-	26-20	-	-	-	-
31 SHAHRIL Danial	0										25										
		-	-	-	-	-	-	-	-	-	25-21	-	-	-	-	-	-	-	-	-	-
32 AL SAHOUTI Hamad	0		24																		
		-	24-21	-	-	-	-	-	-	-	-	-	-	-	-	-	-	-	-	-	-
33 ADITAMA Arbi	0						27						22			22					
		-	-	-	-	-	27-23	-	-	-	-	-	22-22	-	-	21-NC	-	-	-	-	-

NC=Not classified NL=Not finished first lap NP=Not started race re-start N2=Not finished first lap race re-start EX=Excluded NS=Not Started DS=Disqualified

These data/results cannot be reproduced, stored and/or transmitted in whole or in part by any manner of electronic, mechanical, photocopying, recording, broadcasting or otherwise now known or herein after developed without the previous express consent by the copyright owner, except for reproduction in daily press and regular printed publications on sale to the public within 60 days of the event related to those data/results and always provided that copyright symbol appears together as follows below.  
© DORNA, 2024

Official MotoGP Timing by **TISSOT**  
www.motogp.com





**QATAR AIRWAYS AUSTRALIAN MOTORCYCLE GRAND PRIX**  
**Official Starting Grid**

Race : 21 laps = 93.408 km

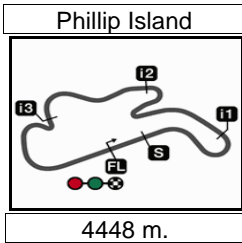


1	<b>1</b> 1'35.872 <b>48 Ivan ORTOLA</b> KTM	<b>2</b> 1'35.996 <b>95 Collin VEIJER</b> Husqvarna	<b>3</b> 1'36.023 <b>31 Adrian FERNANDEZ</b> Honda
2	<b>4</b> 1'36.201 <b>64 David MUÑOZ</b> KTM	<b>5</b> 1'36.275 <b>19 Scott OGDEN</b> Honda	<b>6</b> 1'36.360 <b>82 Stefano NEPA</b> KTM
3	<b>7</b> 1'36.366 <b>66 Joel KELSO</b> KTM	<b>8</b> 1'36.423 <b>36 Angel PIQUERAS</b> Honda	<b>9</b> 1'36.487 <b>72 Taiyo FURUSATO</b> Honda
4	<b>10</b> 1'36.602 <b>80 David ALONSO</b> CFMOTO	<b>11</b> 1'36.630 <b>6 Ryusei YAMANAKA</b> KTM	<b>12</b> 1'36.831 <b>58 Luca LUNETTA</b> Honda
5	<b>13</b> 1'36.974 <b>12 Jacob ROULSTONE</b> GASGAS	<b>14</b> 1'37.101 <b>96 Daniel HOLGADO</b> GASGAS	<b>15</b> 1'37.293 <b>99 Jose Antonio RUEDA</b> KTM
6	<b>16</b> 1'37.326 <b>7 Filippo FARIOLI</b> Honda	<b>17</b> 1'37.451 <b>24 Tatsuki SUZUKI</b> Husqvarna	<b>18</b> 1'38.203 <b>18 Matteo BERTELLE</b> Honda
7	<b>19</b> 1'37.716 <b>10 Nicola CARRARO</b> KTM	<b>20</b> 1'37.860 <b>22 David ALMANSA</b> Honda	<b>21</b> 1'37.971 <b>78 Joel ESTEBAN</b> CFMOTO
8	<b>22</b> 1'38.531 <b>85 Xabi ZURUTUZA</b> KTM	<b>23</b> 1'39.079 <b>54 Riccardo ROSSI</b> KTM	<b>24</b> 1'39.426 <b>55 Noah DETTWILER</b> KTM

FIM MotoGP Stewards double long lap penalty for rider #82

The results are provisional until the end of the limit for protest and appeals and until the ratification of the Event Management Committee.  
 Time limit for protest expires 60' at the latest after publication of the results - ..... Time: .....

These data/results cannot be reproduced, stored and/or transmitted in whole or in part by any manner of electronic, mechanical, photocopying, recording, broadcasting or otherwise now known or herein after developed without the previous express consent by the copyright owner, except for reproduction in daily press and regular printed publications on sale to the public within 60 days of the event related to those data/results and always provided that copyright symbol appears together as follows below.  
 © DORNA, 2024



Results and timing service provided by **TISSOT**

Revised

**Moto3™**

**QATAR AIRWAYS AUSTRALIAN MOTORCYCLE GRAND PRIX**

**Official Starting Grid**

4448 m.

Race : 21 laps = 93.408 km

9

**25**  
1'39.645  
**8 Eddie O'SHEA**  
Honda

**26**  
1'39.987  
**5 Tatchakorn BUASRI**  
Honda

**FIM MotoGP Stewards double long lap penalty for rider #82**

The results are provisional until the end of the limit for protest and appeals and until the ratification of the Event Management Committee.

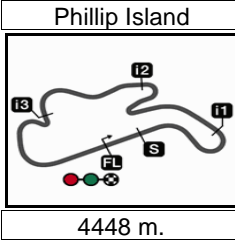
Time limit for protest expires 60' at the latest after publication of the results - ..... Time: .....

These data/results cannot be reproduced, stored and/or transmitted in whole or in part by any manner of electronic, mechanical, photocopying, recording, broadcasting or otherwise now known or herein after developed without the previous express consent by the copyright owner, except for reproduction in daily press and regular printed publications on sale to the public within 60 days of the event related to those data/results and always provided that copyright symbol appears together as follows below.

© DORNA, 2024

Official MotoGP Timing by **TISSOT**  
www.motogp.com





# QATAR AIRWAYS AUSTRALIAN MOTORCYCLE GRAND PRIX

## Race

### Top Speed & Average



Rider	Nation	Motorcycle	Top 5 speeds					Average	Top
99 Jose Antonio RUEDA	SPA	KTM	254.9	253.7	253.1	253.1	253.1	253.6	254.9
24 Tatsuki SUZUKI	JPN	HUSQVARNA	253.1	252.5	252.0	252.0	252.0	252.3	253.1
95 Collin VEIJER	NED	HUSQVARNA	252.5	251.4	251.4	251.4	249.6	250.8	252.5
54 Riccardo ROSSI	ITA	KTM	252.0	251.4	250.8	250.8	250.8	251.1	252.0
78 Joel ESTEBAN	SPA	CFMOTO	252.0	249.6	244.6	244.6	244.6	247.1	252.0
72 Taiyo FURUSATO	JPN	HONDA	251.4	250.8	250.2	249.6	249.6	250.1	251.4
82 Stefano NEPA	ITA	KTM	251.4	251.4	251.4	250.8	250.8	251.2	251.4
18 Matteo BERTELLE	ITA	HONDA	250.8	250.8	250.8	250.2	250.2	250.6	250.8
80 David ALONSO	COL	CFMOTO	250.8	247.9	247.9	247.3	247.3	248.1	250.8
10 Nicola CARRARO	ITA	KTM	250.2	249.6	249.1	246.8	244.6	248.1	250.2
66 Joel KELSO	AUS	KTM	250.2	250.2	249.6	249.6	249.1	249.6	250.2
85 Xabi ZURUTUZA	SPA	KTM	250.2	246.2	246.2	245.7	245.1	246.7	250.2
6 Ryusei YAMANAKA	JPN	KTM	249.6	249.1	249.1	248.5	248.5	249.0	249.6
12 Jacob ROULSTONE	AUS	GASGAS	249.6	249.1	249.1	249.1	249.1	249.2	249.6
19 Scott OGDEN	GBR	HONDA	249.6	246.2	241.3	240.2	240.2	243.5	249.6
22 David ALMANSA	SPA	HONDA	249.6	233.5	233.5	232.5	232.5	235.2	249.6
36 Angel PIQUERAS	SPA	HONDA	249.6	249.1	248.5	247.9	247.3	248.0	249.6
64 David MUÑOZ	SPA	KTM	249.6	247.9	247.9	247.3	247.3	248.0	249.6
96 Daniel HOLGADO	SPA	GASGAS	247.9	247.3	247.3	247.3	246.8	247.1	247.9
7 Filippo FARIOLI	ITA	HONDA	247.3	246.2	245.1	192.1		232.7	247.3
58 Luca LUNETTA	ITA	HONDA	247.3	247.3	247.3	246.8	246.8	247.1	247.3
31 Adrian FERNANDEZ	SPA	HONDA	246.8	246.8	246.8	246.2	246.2	246.5	246.8
48 Ivan ORTOLA	SPA	KTM	246.8	245.7	245.7	245.7	245.1	245.8	246.8
55 Noah DETTWILER	SWI	KTM	245.7	241.3	241.3	240.8	238.6	241.5	245.7
5 Tatchakorn BUASRI	THA	HONDA	244.6	243.5	243.5	242.9	240.2	242.9	244.6
8 Eddie O'SHEA	GBR	HONDA	244.6	243.5	243.5	241.8	241.3	242.7	244.6

These data/results cannot be reproduced, stored and/or transmitted in whole or in part by any manner of electronic, mechanical, photocopying, recording, broadcasting or otherwise now known or herein after developed without the previous express consent by the copyright owner, except for reproduction in daily press and regular printed publications on sale to the public within 60 days of the event related to those data/results and always provided that copyright symbol appears together as follows below.


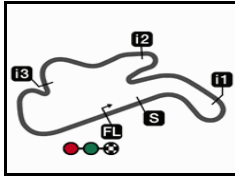
© DORNA, 2024

Official MotoGP Timing by TISSOT  
www.motogp.com




Phillip Island, Sunday, October 20, 2024

Phillip Island

Results and timing service provided by **Moto3™****QATAR AIRWAYS AUSTRALIAN MOTORCYCLE GRAND PRIX****Race****Fastest Laps Sequence**

4448 m.

<i>Lap</i>	<i>Race Time</i>	 <i>Rider</i>	<i>Nation</i>	<i>Motorcycle</i>	<i>Time</i>	<i>Km/h</i>	<i>Riders's Lap</i>
2	<b>3'18.365</b>	66 <b>Joel KELSO</b>	AUS	KTM	<b>1'35.796</b>	167.1	2
2	<b>3'18.504</b>	80 <b>David ALONSO</b>	COL	CFMOTO	<b>1'35.465</b>	167.7	2
3	<b>4'57.398</b>	82 <b>Stefano NEPA</b>	ITA	KTM	<b>1'35.370</b>	167.9	3

These data/results cannot be reproduced, stored and/or transmitted in whole or in part by any manner of electronic, mechanical, photocopying, recording, broadcasting or otherwise now known or herein after developed without the previous express consent by the copyright owner, except for reproduction in daily press and regular printed publications on sale to the public within 60 days of the event related to those data/results and always provided that copyright symbol appears together as follows below.

© DORNA, 2024

Official MotoGP Timing by TISSOT  
www.motogp.com




**Phillip Island, Sunday, October 20, 2024**