

4554 m.

PT GRAND PRIX OF THAILAND
Practice Nr. 2
Classification

10

	Rider	Nation	Team	Motorcycle	Time	Lap	Total	Gap	Top Speed
1	72 Taiyo FURUSATO	JPN	Honda Team Asia	HONDA	1'40.577	13	13		231.7
2	48 Ivan ORTOLA	SPA	MT Helmets - MSI	KTM	1'40.699	14	14	0.122 0.122	231.7
3	66 Joel KELSO	AUS	BOE Motorsports	KTM	1'40.738	11	12	0.161 0.039	235.2
4	6 Ryusei YAMANAKA	JPN	MT Helmets - MSI	KTM	1'40.780	12	12	0.203 0.042	233.7
5	96 Daniel HOLGADO	SPA	Red Bull GASGAS Tech3	GASGAS	1'40.801	12	13	0.224 0.021	231.7
6	19 Scott OGDEN	GBR	FleetSafe Honda - MLav Racing	HONDA	1'40.814	11	14	0.237 0.013	235.2
7	36 Angel PIQUERAS	SPA	Leopard Racing	HONDA	1'40.827	13	13	0.250 0.013	233.7
8	58 Luca LUNETTA	ITA	SIC58 Squadra Corse	HONDA	1'40.832	6	15	0.255 0.005	233.7
9	95 Collin VEIJER	NED	Liqui Moly Husqvarna Intact GP	HUSQVARNA	1'40.910	13	13	0.333 0.078	231.7
10	80 David ALONSO	COL	CFMOTO Gaviota Aspar Team	CFMOTO	1'40.964	15	15	0.387 0.054	229.2
11	31 Adrian FERNANDEZ	SPA	Leopard Racing	HONDA	1'40.983	12	15	0.406 0.019	233.7
12	99 Jose Antonio RUEDA	SPA	Red Bull KTM Ajo	KTM	1'41.014	13	13	0.437 0.031	232.7
13	64 David MUÑOZ	SPA	BOE Motorsports	KTM	1'41.055	5	9	0.478 0.041	235.2
14	22 David ALMANSA	SPA	Kopron Rivacold Snipers Team	HONDA	1'41.060	13	13	0.483 0.005	235.2
15	12 Jacob ROULSTONE	AUS	Red Bull GASGAS Tech3	GASGAS	1'41.102	14	14	0.525 0.042	233.7
16	18 Matteo BERTELLE	ITA	Kopron Rivacold Snipers Team	HONDA	1'41.145	10	10	0.568 0.043	233.7
17	24 Tatsuki SUZUKI	JPN	Liqui Moly Husqvarna Intact GP	HUSQVARNA	1'41.149	12	12	0.572 0.004	232.2
18	82 Stefano NEPA	ITA	LEVELUP - MTA	KTM	1'41.184	12	12	0.607 0.035	234.2
19	78 Joel ESTEBAN	SPA	CFMOTO Gaviota Aspar Team	CFMOTO	1'41.279	12	12	0.702 0.095	234.2
20	54 Riccardo ROSSI	ITA	CIP Green Power	KTM	1'41.305	10	10	0.728 0.026	235.8
21	5 Tatchakorn BUASRI	THA	Honda Team Asia	HONDA	1'41.470	11	11	0.893 0.165	234.2
22	7 Filippo FARIOLI	ITA	SIC58 Squadra Corse	HONDA	1'41.542	12	13	0.965 0.072	231.7
23	10 Nicola CARRARO	ITA	LEVELUP - MTA	KTM	1'41.961	13	14	1.384 0.419	236.3
24	8 Eddie O'SHEA	GBR	FleetSafe Honda - MLav Racing	HONDA	1'41.979	10	11	1.402 0.018	234.7
25	85 Xabi ZURUTUZA	SPA	Red Bull KTM Ajo	KTM	1'42.037	4	12	1.460 0.058	234.7
26	55 Noah DETTWILER	SWI	CIP Green Power	KTM	1'43.411	11	11	2.834 1.374	226.8

Practice condition: Dry
 Air: 28°
 Humidity: 78%
 Ground: 36°

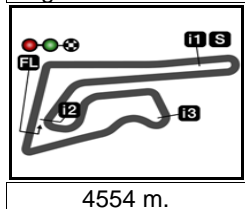
Fastest Lap:	Lap: 13	Taiyo FURUSATO	1'40.577	163 Km/h
Best Race Lap:	2023	Deniz ÖNCÜ	1'42.346	160.1 Km/h
All-Time Lap Record:	2024	David ALONSO	1'40.544	163.0 Km/h

The results are provisional until the end of the limit for protest and appeals.

Time limit for protest expires 60' after publication of the results - Time:


These data/results cannot be reproduced, stored and/or transmitted in whole or in part by any manner of electronic, mechanical, photocopying, recording, broadcasting or otherwise now known or herein after developed without the previous express consent by the copyright owner, except for reproduction in daily press and regular printed publications on sale to the public within 60 days of the event related to those data/results and always provided that copyright symbol appears together as follows below.

© DORNA, 2024



PT GRAND PRIX OF THAILAND
Practice Nr. 2
Combined Practice Times

11

	Rider	Nation	Team	MOTORCYCLE	P1	P2	Gap
1	72 T.FURUSATO	JPN	Honda Team Asia	HONDA	1'41.644 13	1'40.577 13	
2	48 I.ORTOLA	SPA	MT Helmets - MSI	KTM	1'41.426 15	1'40.699 14	0.122 0.122
3	80 D.ALONSO	COL	CFMOTO Gaviota Aspar Team	CFMOTO	1'40.703 17	1'40.964 15	0.126 0.004
4	66 J.KELSO	AUS	BOE Motorsports	KTM	1'41.088 14	1'40.738 11	0.161 0.035
5	6 R.YAMANAKA	JPN	MT Helmets - MSI	KTM	1'41.601 15	1'40.780 12	0.203 0.042
6	96 D.HOLGADO	SPA	Red Bull GASGAS Tech3	GASGAS	1'41.287 13	1'40.801 12	0.224 0.021
7	19 S.OGDEN	GBR	FleetSafe Honda - MLav Racing	HONDA	1'41.599 13	1'40.814 11	0.237 0.013
8	36 A.PIQUERAS	SPA	Leopard Racing	HONDA	1'41.491 13	1'40.827 13	0.250 0.013
9	58 L.LUNETTA	ITA	SIC58 Squadra Corse	HONDA	1'41.356 15	1'40.832 6	0.255 0.005
10	95 C.VEIJER	NED	Liqui Moly Husqvarna Intact GP	HUSQVARNA	1'41.290 12	1'40.910 13	0.333 0.078
11	31 A.FERNANDEZ	SPA	Leopard Racing	HONDA	1'41.156 14	1'40.983 12	0.406 0.073
12	99 J.RUEDA	SPA	Red Bull KTM Ajo	KTM	1'41.460 15	1'41.014 13	0.437 0.031
13	64 D.MUÑOZ	SPA	BOE Motorsports	KTM	1'41.498 14	1'41.055 5	0.478 0.041
14	22 D.ALMANSA	SPA	Kopron Rivacold Snipers Team	HONDA	1'41.439 9	1'41.060 13	0.483 0.005
15	12 J.ROULSTONE	AUS	Red Bull GASGAS Tech3	GASGAS	1'41.992 15	1'41.102 14	0.525 0.042
16	18 M.BERTELLE	ITA	Kopron Rivacold Snipers Team	HONDA	1'42.131 12	1'41.145 10	0.568 0.043
17	24 T.SUZUKI	JPN	Liqui Moly Husqvarna Intact GP	HUSQVARNA	1'41.803 13	1'41.149 12	0.572 0.004
18	82 S.NEPA	ITA	LEVELUP - MTA	KTM	1'41.606 15	1'41.184 12	0.607 0.035
19	78 J.ESTEBAN	SPA	CFMOTO Gaviota Aspar Team	CFMOTO	1'41.650 14	1'41.279 12	0.702 0.095
20	54 R.ROSSI	ITA	CIP Green Power	KTM	1'41.544 14	1'41.305 10	0.728 0.026
21	5 T.BUASRI	THA	Honda Team Asia	HONDA	1'42.315 14	1'41.470 11	0.893 0.165
22	7 F.FARIOLI	ITA	SIC58 Squadra Corse	HONDA	1'41.988 15	1'41.542 12	0.965 0.072
23	10 N.CARRARO	ITA	LEVELUP - MTA	KTM	1'41.639 14	1'41.961 13	1.062 0.097
24	8 E.O'SHEA	GBR	FleetSafe Honda - MLav Racing	HONDA	1'42.587 13	1'41.979 10	1.402 0.340
25	85 X.ZURUTUZA	SPA	Red Bull KTM Ajo	KTM	1'42.034 14	1'42.037 4	1.457 0.055
26	55 N.DETTWILER	SWI	CIP Green Power	KTM		1'43.411 11	2.834 1.377

Pole Position Record:	2023	Deniz ÖNCÜ	1'42.061	160.6 Km/h
Best Race Lap:	2023	Deniz ÖNCÜ	1'42.346	160.1 Km/h
All Time Lap Record:	2024	David ALONSO	1'40.544	163.0 Km/h

The results are provisional until the end of the limit for protest and appeals.

Time limit for protest expires 60' after publication of the results - Time:

These data/results cannot be reproduced, stored and/or transmitted in whole or in part by any manner of electronic, mechanical, photocopying, recording, broadcasting or otherwise now known or herein after developed without the previous express consent by the copyright owner, except for reproduction in daily press and regular printed publications on sale to the public within 60 days of the event related to those data/results and always provided that copyright symbol appears together as follows below.

© DORNA, 2024



4554 m.

PT GRAND PRIX OF THAILAND

Practice Nr. 2

Top Speed & Average

12



Rider	Nation	Motorcycle	Top 5 speeds					Average	Top
10 Nicola CARRARO	ITA	KTM	236.3	232.7	231.7	231.2	230.2	232.1	236.3
54 Riccardo ROSSI	ITA	KTM	235.8	232.2	231.7	231.2	230.2	232.2	235.8
19 Scott OGDEN	GBR	HONDA	235.2	233.2	232.7	232.7	232.2	232.8	235.2
22 David ALMANSA	SPA	HONDA	235.2	232.7	232.7	231.2	231.2	232.6	235.2
64 David MUÑOZ	SPA	KTM	235.2	233.7	232.7	231.7	231.2	232.9	235.2
66 Joel KELSO	AUS	KTM	235.2	232.2	228.3	227.8	227.8	229.6	235.2
8 Eddie O'SHEA	GBR	HONDA	234.7	231.7	230.2	229.7	228.8	230.7	234.7
85 Xabi ZURUTUZA	SPA	KTM	234.7	234.7	232.7	232.7	232.7	233.5	234.7
5 Tatchakorn BUASRI	THA	HONDA	234.2	233.7	233.2	231.7	231.2	232.8	234.2
78 Joel ESTEBAN	SPA	CFMOTO	234.2	233.7	232.7	232.7	232.2	233.0	234.2
82 Stefano NEPA	ITA	KTM	234.2	233.2	233.2	232.7	232.2	233.1	234.2
6 Ryusei YAMANAKA	JPN	KTM	233.7	232.2	231.7	231.2	230.7	231.7	233.7
12 Jacob ROULSTONE	AUS	GASGAS	233.7	232.7	232.2	231.7	231.7	232.4	233.7
18 Matteo BERTELLE	ITA	HONDA	233.7	233.7	233.2	232.2	232.2	233.0	233.7
31 Adrian FERNANDEZ	SPA	HONDA	233.7	230.2	230.2	230.2	230.2	230.8	233.7
36 Angel PIQUERAS	SPA	HONDA	233.7	230.2	230.2	230.2	230.2	230.9	233.7
58 Luca LUNETTA	ITA	HONDA	233.7	232.2	231.7	231.7	231.7	232.2	233.7
99 Jose Antonio RUEDA	SPA	KTM	232.7	231.7	231.2	231.2	230.7	231.5	232.7
24 Tatsuki SUZUKI	JPN	HUSQVARNA	232.2	231.2	229.2	229.2	229.2	230.2	232.2
7 Filippo FARIOLI	ITA	HONDA	231.7	231.2	230.2	230.2	230.2	230.7	231.7
48 Ivan ORTOLA	SPA	KTM	231.7	231.2	231.2	230.2	229.7	230.5	231.7
72 Taiyo FURUSATO	JPN	HONDA	231.7	230.2	229.7	228.8	228.8	229.7	231.7
95 Collin VEIJER	NED	HUSQVARNA	231.7	231.7	230.7	230.7	230.7	231.0	231.7
96 Daniel HOLGADO	SPA	GASGAS	231.7	231.7	230.2	228.8	228.8	230.2	231.7
80 David ALONSO	COL	CFMOTO	229.2	229.2	229.2	229.2	229.2	229.2	229.2
55 Noah DETTWILER	SWI	KTM	226.8	226.8	226.4	226.4	226.4	226.6	226.8

These data/results cannot be reproduced, stored and/or transmitted in whole or in part by any manner of electronic, mechanical, photocopying, recording, broadcasting or otherwise now known or herein after developed without the previous express consent by the copyright owner, except for reproduction in daily press and regular printed publications on sale to the public within 60 days of the event related to those data/results and always provided that copyright symbol appears together as follows below.

© DORNA, 2024

Official MotoGP Timing by TISSOT
www.motogp.com



Buriram, Saturday, October 26, 2024



Results and timing service provided by TISSOT

Moto3™

PT GRAND PRIX OF THAILAND

Practice Nr. 2

Chronological Analysis of Performances

13

* Lap / Sector time cancelled T1 Time from finish line to 1st intermediate T3 Time from 2nd intermed. to 3rd intermed.
P Crossing the finish line in pit lane T2 Time from 1st intermed. to 2nd intermed. T4 Time from 3rd intermediate to finish line

Lap	Lap Time	T1	T2	T3	T4	Speed	Lap	Lap Time	T1	T2	T3	T4	Speed	
1st	72	Taiyo FURUSATO Honda Team Asia JPN Runs=2 Total laps=13 Full laps=10 Valid laps=10						12	1'52.627 *	23.012	29.699	23.518	36.398*	235.2
1	2'38.591	18.802	30.964	24.207	25.323	225.0								
2	1'42.319	23.367	30.208	23.689	25.055	228.3								
3	1'41.570	23.191	29.901	23.562	24.916	228.8								
4	1'41.497	23.249	29.870	23.468	24.910	228.8								
5	1'41.329	23.169	29.854	23.463	24.843	228.3								
6	1'41.699	23.223	29.849	23.678	24.949	226.8								
7	1'41.545	23.219	29.949	23.462	24.915	227.8								
8	2'01.306 P	24.309	32.090	24.487	40.420	205.3								
9	9'08.553	18.244	31.243	23.609	26.996	225.9								
10	1'40.798	23.105	29.748	23.320	24.625	228.8								
11	1'40.625	23.086	29.651	23.258	24.630	230.2								
12	1'42.739	23.107	29.935	23.702	25.995	229.7								
13	1'40.577	23.045	29.602	23.210	24.720	231.7								
2nd	48	Ivan ORTOLA MT Helmets - MSI SPA Runs=2 Total laps=14 Full laps=11 Valid laps=10												
1	1'48.076	18.011	31.039	24.512	25.586	228.3								
2	1'41.952	23.245	30.158	23.703	24.846	229.7								
3	1'42.153	23.225	30.383	23.656	24.889	229.7								
4	1'41.536	23.146	29.832	23.563	24.995	230.2								
5	1'41.657	23.081	29.957	23.549	25.070	231.2								
6	1'41.791	23.208	29.885	23.588	25.110	229.7								
7	1'42.173	23.248	30.186	23.709	25.030	229.2								
8	1'42.142	23.314	29.976	23.813	25.039	229.2								
9	1'42.267	23.299	30.212	23.701	25.055	228.8								
10	1'42.275	23.332	29.991	23.861	25.091	227.8								
11	1'59.241 P	24.791	31.318	24.421	38.711	213.8								
12	8'26.394	17.979	30.409	23.830	25.028	231.7								
13	1'42.905 *	23.32*	30.238	23.704	25.637	229.2								
14	1'40.699	23.074	29.676	23.326	24.623	231.2								
3rd	66	Joel KELSO BOE Motorsports AUS Runs=3 Total laps=12 Full laps=7 Valid laps=6												
1	2'09.771	18.819	31.737	24.415	25.388	224.5								
2	1'42.823	23.501	30.413	23.867	25.042	227.8								
3	1'42.070	23.272	30.016	23.767	25.015	228.3								
4	1'41.985	23.336	29.912	23.683	25.054	227.8								
5	2'00.629 P	23.259	32.656	25.014	39.700	227.8								
6	6'19.398	20.868	30.824	23.983	25.176	220.4								
7	1'42.025	23.288	29.897	23.769	25.071	227.8								
8	1'41.924	23.375	29.947	23.630	24.972	225.4								
9	2'00.051 P	23.652	31.214	25.180	40.005	223.1								
10	6'14.955	20.021	38.624	23.952	25.379	225.9								
11	1'40.738	22.988	29.672	23.324	24.754	232.2								
4th	6	Ryusei YAMANAKA MT Helmets - MSI JPN Runs=3 Total laps=12 Full laps=7 Valid laps=6												
1	1'48.888	18.119	31.066	24.271	25.297	229.2								
2	1'41.553	23.116	29.711	23.852	24.874	233.7								
3	1'42.417	23.078	30.412	23.903	25.024	231.2								
4	1'56.368 P	23.169	29.844	25.289	38.066	231.7								
5	4'18.909	20.950	31.443	23.815	25.055	219.0								
6	1'41.500	23.263	29.797	23.591	24.849	230.2								
7	1'41.944	23.263	29.916	23.767	24.998	230.7								
8	1'43.542	23.369	29.922	23.895	26.356	228.8								
9	1'55.662 P	23.433	29.931	23.745	38.553	226.8								
10	9'00.317	18.149	30.609	23.785	25.043	232.2								
11	1'43.840 *	23.44*	30.290	23.691	26.410	224.0								
12	1'40.780	23.058	29.682	23.445	24.595	230.7								
5th	96	Daniel HOLGADO Red Bull GASGAS Te SPA Runs=2 Total laps=13 Full laps=10 Valid laps=7												
1	2'00.268	18.742	30.858	24.497	25.486	223.6								
2	1'43.110	23.519	30.290	24.080	25.221	227.8								
3	1'42.124	23.350	30.093	23.687	24.994	228.3								
4	1'42.272	23.316	29.940	23.635	25.381	228.8								
5	1'41.780	23.114	29.822	23.665	25.179	231.7								
6	1'43.959 *	23.465	31.627	23.875	24.992*	218.6								
7	1'41.699	23.213	29.849	23.620	25.017	230.2								
8	1'41.962	23.256	29.882	23.690	25.134	228.3								
9	1'41.998 *	23.324	30.045	23.639	24.990*	228.8								
10	1'59.398 P	23.93*	31.237	24.381	39.844	220.8								
11	9'35.361 *	19.014	38.739	24.315	25.061*	226.4								
12	1'40.801	23.075	29.730	23.366	24.630	231.7								
13	1'53.429 *	26.332	35.874	25.964*	25.259	216.4								
6th	19	Scott OGDEN FleetSafe Honda - ML GBR Runs=2 Total laps=14 Full laps=11 Valid laps=11												
1	2'13.571	18.184	30.643	24.122	25.248	227.3								
2	1'42.022	23.294	30.046	23.710	24.972	232.2								
3	1'41.607	23.186	29.950	23.588	24.883	232.7								
4	1'41.313	23.180	29.794	23.518	24.821	232.2								
5	1'41.452	23.080	29.815	23.583	24.974	231.7								
6	1'41.176	23.146	29.698	23.445	24.887	232.2								
7	1'44.298	23.124	29.959	24.153	27.062	232.7								
8	1'41.713	23.219	29.859	23.576	25.059	231.2								
9	1'59.430 P	23.148	30.221	26.660	39.401	231.7								
10	7'49.971	17.905	32.258	23.914	28.113	228.3								
11	1'40.814	23.109	29.723	23.311	24.671	230.2								

Fastest Lap: Taiyo FURUSATO Honda Team Asia JPN **1'40.577** 23.045 29.602 23.210 24.720

These data/results cannot be reproduced, stored and/or transmitted in whole or in part by any manner of electronic, mechanical, photocopying, recording, broadcasting or otherwise now known or herein after developed without the previous express consent by the copyright owner, except for reproduction in daily press and regular printed publications on sale to the public within 60 days of the event related to those data/results and always provided that copyright symbol appears together as follows below.
© DORNA, 2024



Practice Nr. 2

Moto3

Lap	Lap Time	T1	T2	T3	T4	Speed	Lap	Lap Time	T1	T2	T3	T4	Speed
12	1'41.226	23.128	29.689	23.345	25.064	232.2	1	1'44.830	18.243	30.669	24.128	25.189	226.4
13	1'43.291	23.111	29.839	24.166	26.175	235.2	2	1'41.624	23.267	29.872	23.571	24.914	228.8
14	1'41.597	22.975	29.808	23.525	25.289	233.2	3	1'41.415	23.180	29.763	23.590	24.882	229.2
7th 36 Angel PIQUERAS Leopard Racing SPA Runs=2 Total laps=13 Full laps=10 Valid laps=9							4	1'41.291	23.214	29.746	23.455	24.876	229.2
1	2'33.903	19.633	32.015	24.480	25.608	217.3	5	1'41.329	23.250	29.682	23.507	24.890	228.3
2	1'42.341	23.324	30.205	23.733	25.079	229.2	6	1'41.333	23.197	29.622	23.612*	24.902	229.2
3	1'41.381	23.173	29.858	23.492	24.858	229.7	7	1'41.508	23.277	29.616	23.697*	24.918	227.3
4	1'41.239	23.129	29.816	23.466	24.828	230.2	8	1'41.391	23.258	29.685	23.577	24.871	228.3
5	1'41.316	23.062	29.811	23.482	24.961	230.2	9	1'41.293	23.196	29.663	23.536	24.898	228.3
6	1'41.591	23.153	29.809	23.669	24.960	229.7	10	1'41.261	23.172	29.713	23.523*	24.853	228.3
7	1'41.669	23.113	29.841	23.639	25.076	230.2	11	1'41.058	23.115	29.672	23.499	24.772	228.3
8	1'41.759	23.109	29.915	23.545	25.190	230.2	12	1'56.890	P 23.165	31.851	24.197	37.677	228.8
9	1'42.195	23.166	30.076	23.745	25.208	228.8	13	6'55.201	18.428	30.496	23.674	24.886	229.2
10	1'58.892	P 23.902	31.200	24.662	39.128	217.7	14	1'42.625	* 23.73*	30.217	23.784	24.889	223.1
11	9'24.415	20.542	30.614	23.665	24.928	227.3	15	1'40.964	23.088	29.602	23.633	24.641	229.2
12	1'42.705	* 23.71*	30.247	23.738	25.006	223.1	11th 31 Adrian FERNANDEZ Leopard Racing SPA Runs=2 Total laps=15 Full laps=12 Valid laps=12						
13	1'40.827	22.827	29.553	23.339	25.108	233.7	1	2'13.236	18.658	30.788	24.185	25.374	227.3
8th 58 Luca LUNETTA SIC58 Squadra Corse ITA Runs=2 Total laps=15 Full laps=12 Valid laps=10							2	1'42.139	23.433	29.998	23.718	24.990	229.2
1	1'45.452	18.224	30.474	24.162	25.251	230.7	3	1'41.547	23.269	29.804	23.515	24.959	230.2
2	1'41.921	23.259	30.098	23.581	24.983	231.7	4	1'41.254	23.199	29.706	23.516	24.833	230.2
3	1'41.446	23.215	29.872	23.501	24.858	231.2	5	1'41.557	23.198	29.807	23.592	24.960	230.2
4	1'41.421	* 23.015	29.852	23.581	24.973*	231.7	6	1'41.218	23.234	29.588	23.550	24.846	229.7
5	1'41.188	23.122	29.787	23.447	24.832	231.2	7	1'44.201	23.200	32.033	23.913	25.055	230.2
6	1'40.832	23.073	29.718	23.348	24.693	231.2	8	1'41.752	23.267	29.807	23.695	24.983	228.8
7	1'41.241	23.103	29.831	23.476	24.831	230.7	9	1'44.751	23.244	30.639	25.773	25.095	229.2
8	1'41.936	23.212	29.937	23.565	25.222	231.2	10	1'57.489	P 23.420	29.889	23.785	40.395	226.8
9	1'41.244	23.054	29.814	23.498	24.878	231.2	11	6'06.961	18.207	32.289	23.835	27.868	226.4
10	1'41.113	23.149	29.787	23.342	24.835	231.2	12	1'40.983	23.262	29.647	23.361	24.713	227.3
11	1'40.959	23.123	29.730	23.397	24.709	231.2	13	1'41.418	23.295	29.571	23.416	25.136	228.8
12	1'57.220	P 23.181	30.680	24.780	38.579	232.2	14	1'41.741	23.115	29.687	24.147	24.792	233.7
13	6'55.222	* 18.671	30.696	23.673*	25.233	231.7	15	1'41.120	23.155	29.690	23.507	24.768	230.2
14	1'43.532	* 24.03*	30.138	23.671*	25.690	228.8	12th 99 Jose Antonio RUED Red Bull KTM Ajo SPA Runs=2 Total laps=13 Full laps=10 Valid laps=10						
15	1'41.192	23.137	29.830	23.413	24.812	233.7	1	1'53.146	18.603	30.727	24.455	25.283	227.3
9th 95 Collin VEIJER Liqui Moly Husqvarna NED Runs=2 Total laps=13 Full laps=10 Valid laps=10							2	1'42.616	23.356	30.258	23.937	25.065	229.2
1	2'58.916	20.135	32.042	24.806	25.707	206.8	3	1'42.418	23.269	30.247	23.889	25.013	231.2
2	1'42.369	23.501	30.033	23.814	25.021	228.3	4	1'42.284	23.266	30.079	23.845	25.094	230.7
3	1'41.780	23.218	29.888	23.542	25.132	230.7	5	1'41.901	23.241	29.985	23.694	24.981	229.7
4	1'41.437	23.232	29.774	23.469	24.962	230.7	6	1'44.974	23.202	32.444	24.122	25.206	229.7
5	1'41.282	23.244	29.651	23.444	24.943	229.2	7	1'41.931	23.254	29.981	23.744	24.952	231.2
6	1'41.550	23.256	29.793	23.541	24.960	230.7	8	1'41.948	23.278	29.983	23.682	25.005	229.7
7	1'41.122	23.228	29.595	23.418	24.881	228.8	9	1'42.167	23.314	30.075	23.856	24.922	228.8
8	1'44.663	23.371	31.989	23.989	25.314	225.4	10	1'57.862	P 23.90*	31.146	24.141	38.672	213.0
9	1'56.146	P 23.229	29.678	23.516	39.723	230.7	11	9'41.111	19.852	39.970	25.118	25.242	212.1
10	8'41.212	18.532	30.715	24.150	25.301	225.0	12	1'43.530	23.046	31.552	23.778	25.154	232.7
11	1'41.029	23.238	29.479	23.554	24.758	231.7	13	1'41.014	23.127	29.675	23.525	24.687	231.7
12	1'53.960	27.339	35.061	24.808	26.752	189.4	13th 64 David MUÑOZ BOE Motorsports SPA Runs=3 Total laps=9 Full laps=5 Valid laps=5						
13	1'40.910	23.203	29.576	23.331	24.800	231.7	1	2'03.937	18.369	30.512	24.528	27.375	230.7
10th 80 David ALONSO CFMOTO Gaviota Asp COL Runs=2 Total laps=15 Full laps=12 Valid laps=8							2	1'42.021	23.298	29.832	23.974	24.917	233.7
1	2'33.903	19.633	32.015	24.480	25.608	217.3	3	1'41.483	23.217	29.770	23.427	25.069	231.7
2	1'42.341	23.324	30.205	23.733	25.079	229.2	4	1'41.359	23.218	29.750	23.579	24.812	231.2

Fastest Lap: Taiyo FURUSATO Honda Team Asia JPN 1'40.577 23.045 29.602 23.210 24.720

These data/results cannot be reproduced, stored and/or transmitted in whole or in part by any manner of electronic, mechanical, photocopying, recording, broadcasting or otherwise now known or herein after developed without the previous express consent by the copyright owner, except for reproduction in daily press and regular printed publications on sale to the public within 60 days of the event related to those data/results and always provided that copyright symbol appears together as follows below.
© DORNA, 2024

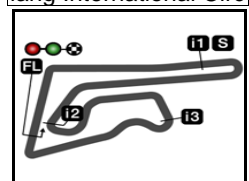
Practice Nr. 2

Moto3

Lap	Lap Time	T1	T2	T3	T4	Speed	Lap	Lap Time	T1	T2	T3	T4	Speed	
21st	5	Tatchakorn BUASRI Honda Team Asia THA						8	1'57.499 P	23.418	30.489	24.237	39.355	227.3
		Runs=2	Total laps=11	Full laps=8	Valid laps=7		9	12'46.995	22.333	34.937	25.880	26.254	225.9	
1	2'00.637	19.169	30.921	24.236	25.556	227.8	10	1'41.979	23.003	29.980	23.520	25.476	234.7	
2	1'44.206	23.240	30.386	25.273	25.307	231.7	11	1'42.426 *	23.547	29.855	24.122	24.902*	231.7	
3	1'42.825	23.202	30.033	24.235	25.355	231.2								
4	1'41.929	23.127	29.865	23.796	25.141	234.2								
5	1'46.314 *	23.48*	32.412	24.570	25.851*	225.9								
6	1'42.537	23.360	29.934	24.119	25.124	229.7								
7	1'43.273	23.098	29.885	24.556	25.734	233.7								
8	2'01.676 P	26.18*	32.750	25.549	37.190	193.5								
9	12'53.012 *	20.238	34.767	25.941	26.425*	227.3								
10	1'46.515	23.360	31.287	26.148	25.720	229.7								
11	1'41.470	23.055	29.806	23.672	24.937	233.2								
22nd	7	Filippo FARIOLI SIC58 Squadra Corse ITA						25th	85	Xabi ZURUTUZA Red Bull KTM Ajo SPA				
		Runs=2	Total laps=13	Full laps=10	Valid laps=9				Runs=2	Total laps=12	Full laps=9	Valid laps=4		
1	1'48.283	18.170	30.818	24.492	25.632	229.7	1	2'03.058	18.345	30.760	24.483	25.554	230.2	
2	1'42.420	23.531	30.029	23.944	24.916	229.2	2	1'43.476	23.431	30.343	24.209	25.493	230.7	
3	1'42.344	23.341	30.075	23.860	25.068	230.2	3	1'42.216	23.146	30.068	23.943	25.059	234.7	
4	1'42.128	23.237	30.003	23.791	25.097	231.7	4	1'42.037	23.102	29.895	23.962	25.078	234.7	
5	1'47.744	23.404	30.407	26.719	27.214	227.3	5	1'42.507 *	23.24*	29.978	23.996*	25.293	232.7	
6	1'44.697	23.430	31.231	24.471	25.565	226.8	6	1'42.463 *	23.247	30.001	24.104*	25.111	232.7	
7	1'42.362	23.359	30.132	23.806	25.065	229.2	7	1'42.435 *	23.184	29.854	23.990	25.407	232.7	
8	1'42.354	23.449	30.134	23.657	25.114	227.3	8	1'44.153 *	23.81*	30.906	24.171*	25.260	224.0	
9	1'42.829	23.530	30.206	23.978	25.115	226.4	9	1'57.412 P	23.354	30.369	24.289	39.400	230.2	
10	1'56.586 P	23.51*	30.686	24.383	37.999	227.8	10	11'07.360	19.382	32.272	26.930	25.449	212.5	
11	9'42.370 *	19.714	34.839	24.263	25.076*	230.2	11	1'47.843 *	24.12*	32.450	25.187	26.084	216.0	
12	1'41.542	23.150	29.962	23.547	24.883	231.2	12	1'42.514	23.377	29.985	24.023	25.129	228.8	
13	1'44.940 *	23.430	30.780	24.548	26.182*	230.2								
23rd	10	Nicola CARRARO LEVELUP - MTA ITA						26th	55	Noah DETTWILER CIP Green Power SWI				
		Runs=2	Total laps=14	Full laps=11	Valid laps=7				Runs=2	Total laps=11	Full laps=8	Valid laps=6		
1	1'54.986	18.556	31.261	24.297	25.494	226.4	1	2'16.253	18.774	31.094	24.502	25.643	222.6	
2	1'42.634	23.374	30.242	23.843	25.175	228.3	2	1'44.195	23.613	30.617	24.437	25.528	226.8	
3	1'42.152	23.296	30.167	23.707	24.982	229.2	3	1'43.788	23.504	30.505	24.345	25.434	226.4	
4	1'41.880 *	23.160	29.968	23.733*	25.019	230.2	4	1'44.021 *	23.559	30.516	24.362*	25.584	226.4	
5	1'42.148	23.247	30.006	23.650	25.245	229.7	5	1'44.030	23.565	30.623	24.269	25.573	225.0	
6	1'42.224	23.229	29.991	23.793	25.211	229.7	6	1'44.291	23.668	30.643	24.349	25.631	224.0	
7	1'44.525 *	23.398	30.262*	25.677	25.188*	226.8	7	1'44.164 *	23.641	30.595	24.389*	25.539*	223.6	
8	1'42.125	23.126	30.003	23.752	25.244	232.7	8	1'56.871 P	23.816	30.726	24.428*	37.901	222.2	
9	1'42.313	23.151	30.026	23.953	25.183	230.2	9	12'36.947	22.069	32.891	26.581	27.555	224.0	
10	1'44.104 *	23.33*	31.742	23.916	25.108	228.3	10	1'43.716	23.416	30.566	24.327	25.407	226.8	
11	1'53.985 P	23.156	29.889	23.784	37.156	231.2	11	1'43.411	23.576	30.476	23.965	25.394	226.4	
12	8'01.237	21.750	33.324	28.315	26.363	228.3								
13	1'41.961	23.002	29.999	23.548	25.412	236.3								
14	1'41.104 *	22.974	29.683	23.537	24.910*	231.7								
24th	8	Eddie O'SHEA FleetSafe Honda - ML GBR												
		Runs=2	Total laps=11	Full laps=8	Valid laps=7									
1	2'15.275	18.671	30.773	24.150	25.206	230.2								
2	1'42.427	23.385	30.238	23.759	25.045	228.8								
3	1'42.993	23.285	30.881	23.792	25.035	229.7								
4	1'42.102	23.325	30.133	23.690	24.954	228.8								
5	1'42.818	23.706	30.173	23.755	25.184	226.8								
6	1'42.211	23.320	30.039	23.600	25.252	227.3								
7	1'42.138	23.365	30.082	23.662	25.029	227.3								

Fastest Lap: Taiyo FURUSATO Honda Team Asia JPN 1'40.577 23.045 29.602 23.210 24.720

These data/results cannot be reproduced, stored and/or transmitted in whole or in part by any manner of electronic, mechanical, photocopying, recording, broadcasting or otherwise now known or herein after developed without the previous express consent by the copyright owner, except for reproduction in daily press and regular printed publications on sale to the public within 60 days of the event related to those data/results and always provided that copyright symbol appears together as follows below.
© DORNA, 2024



4554 m.

PT GRAND PRIX OF THAILAND

Practice Nr. 2

Best Partial Times

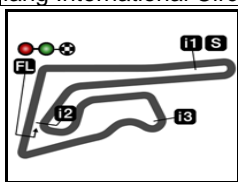
Moto3™

IT Ideal Lap Time, sum of the best partial times

BT Best Lap Time

T1		T2		T3		T4				IT		BT	
Pos	Rider	Time	Rider	Time	Rider	Time	Rider	Time	Pos	Rider	IT	BT	
1A	PIQUERAS	22.827	C.VEIJER	29.479	T.FURUSATO	23.210	R.YAMANAKA	24.595	1	T.FURUSATO	1'40.482	1'40.577	(1)
2D	MUÑOZ	22.929	A.PIQUERAS	29.553	S.OGDEN	23.311	I.ORTOLA	24.623	2	A.PIQUERAS	1'40.547	1'40.827	(7)
3N	CARRARO	22.974	A.FERNANDEZ	29.571	J.KELSO	23.324	T.FURUSATO	24.625	3	S.OGDEN	1'40.646	1'40.814	(6)
4S	OGDEN	22.975	T.FURUSATO	29.602	I.ORTOLA	23.326	D.HOLGADO	24.630	4	I.ORTOLA	1'40.699	1'40.699	(2)
5R	ROSSI	22.984	D.ALONSO	29.602	C.VEIJER	23.331	D.ALONSO	24.641	5	J.KELSO	1'40.738	1'40.738	(3)
6J	KELSO	22.988	T.SUZUKI	29.615	A.PIQUERAS	23.339	S.OGDEN	24.671	6	A.FERNANDEZ	1'40.760	1'40.983	(11)
7D	ALMANSA	22.996	D.MUÑOZ	29.615	S.NEPA	23.341	J.RUEDA	24.687	7	L.LUNETTA	1'40.768	1'40.832	(8)
8E	O'SHEA	23.003	J.KELSO	29.672	L.LUNETTA	23.342	L.LUNETTA	24.693	8	C.VEIJER	1'40.771	1'40.910	(9)
9J	ROULSTONE	23.015	J.RUEDA	29.675	A.FERNANDEZ	23.361	A.FERNANDEZ	24.713	9	R.YAMANAKA	1'40.780	1'40.780	(4)
10L	LUNETTA	23.015	I.ORTOLA	29.676	D.HOLGADO	23.366	M.BERTELLE	24.737	10	D.MUÑOZ	1'40.783	1'41.055	(13)
11T	FURUSATO	23.045	M.BERTELLE	29.678	J.ROULSTONE	23.382	J.ROULSTONE	24.746	11	D.ALONSO	1'40.786	1'40.964	(10)
12J	RUEDA	23.046	J.ESTEBAN	29.680	D.MUÑOZ	23.427	J.KELSO	24.754	12	D.HOLGADO	1'40.801	1'40.801	(5)
13T	BUASRI	23.055	R.YAMANAKA	29.682	R.YAMANAKA	23.445	C.VEIJER	24.758	13	S.NEPA	1'40.925	1'41.184	(18)
14R	YAMANAKA	23.058	N.CARRARO	29.683	D.ALONSO	23.455	R.ROSSI	24.760	14	J.RUEDA	1'40.933	1'41.014	(12)
15J	ESTEBAN	23.060	S.OGDEN	29.689	T.SUZUKI	23.471	S.NEPA	24.776	15	J.ROULSTONE	1'40.977	1'41.102	(15)
16I	ORTOLA	23.074	D.ALMANSA	29.709	J.ESTEBAN	23.473	D.MUÑOZ	24.812	16	J.ESTEBAN	1'41.028	1'41.279	(19)
17D	HOLGADO	23.075	L.LUNETTA	29.718	E.O'SHEA	23.520	J.ESTEBAN	24.815	17	D.ALMANSA	1'41.060	1'41.060	(14)
18S	NEPA	23.086	S.NEPA	29.722	R.ROSSI	23.521	D.ALMANSA	24.817	18	R.ROSSI	1'41.101	1'41.305	(20)
19D	ALONSO	23.088	D.HOLGADO	29.730	J.RUEDA	23.525	A.PIQUERAS	24.828	19	M.BERTELLE	1'41.118	1'41.145	(16)
20M	BERTELLE	23.092	T.BUASRI	29.806	N.CARRARO	23.537	T.SUZUKI	24.850	20	T.SUZUKI	1'41.149	1'41.149	(17)
21X	ZURUTUZA	23.102	J.ROULSTONE	29.834	D.ALMANSA	23.538	F.FARIOLI	24.883	21	N.CARRARO	1'41.176	1'41.961	(23)
22A	FERNANDEZ	23.115	R.ROSSI	29.836	F.FARIOLI	23.547	T.BUASRI	24.937	22	E.O'SHEA	1'41.332	1'41.979	(24)
23F	FARIOLI	23.150	X.ZURUTUZA	29.854	M.BERTELLE	23.611	E.O'SHEA	24.954	23	T.BUASRI	1'41.470	1'41.470	(21)
24C	VEIJER	23.203	E.O'SHEA	29.855	T.BUASRI	23.672	N.CARRARO	24.982	24	F.FARIOLI	1'41.542	1'41.542	(22)

These data/results cannot be reproduced, stored and/or transmitted in whole or in part by any manner of electronic, mechanical, photocopying, recording, broadcasting or otherwise now known or herein after developed without the previous express consent by the copyright owner, except for reproduction in daily press and regular printed publications on sale to the public within 60 days of the event related to those data/results and always provided that copyright symbol appears together as follows below.
© DORNA, 2024



4554 m.

PT GRAND PRIX OF THAILAND

Practice Nr. 2

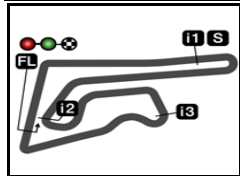
Best Partial Times

IT Ideal Lap Time, sum of the best partial times

BT Best Lap Time

		<i>T1</i>		<i>T2</i>		<i>T3</i>		<i>T4</i>				
<i>Pos</i>	<i>Rider</i>	<i>Time</i>	<i>Rider</i>	<i>Time</i>	<i>Rider</i>	<i>Time</i>	<i>Rider</i>	<i>Time</i>	<i>Pos</i>	<i>Rider</i>	<i>IT</i>	<i>BT</i>
25	T.SUZUKI	23.213	F.FARIOLI	29.962	X.ZURUTUZA	23.943	X.ZURUTUZA	25.059	25	X.ZURUTUZA	1'41.958	1'42.037 (25)
26	N.DETTWILER	23.416	N.DETTWILER	30.476	N.DETTWILER	23.965	N.DETTWILER	25.394	26	N.DETTWILER	1'43.251	1'43.411 (26)

These data/results cannot be reproduced, stored and/or transmitted in whole or in part by any manner of electronic, mechanical, photocopying, recording, broadcasting or otherwise now known or herein after developed without the previous express consent by the copyright owner, except for reproduction in daily press and regular printed publications on sale to the public within 60 days of the event related to those data/results and always provided that copyright symbol appears together as follows below.
© DORNA, 2024




4554 m.

PT GRAND PRIX OF THAILAND

Practice Nr. 2

Fastest Laps Sequence

<i>Practice Time</i>	 <i>Rider</i>	<i>Nation</i>	<i>Motorcycle</i>	<i>Time</i>	<i>Km/h</i>	<i>Rider's Lap</i>
3'26.454	80 David ALONSO	COL	CFMOTO	1'41.624	161.3	2
3'30.441	6 Ryusei YAMANAKA	JPN	KTM	1'41.553	161.4	2
5'07.869	80 David ALONSO	COL	CFMOTO	1'41.415	161.6	3
5'57.625	36 Angel PIQUERAS	SPA	HONDA	1'41.381	161.7	3
6'49.160	80 David ALONSO	COL	CFMOTO	1'41.291	161.8	4
7'18.176	31 Adrian FERNANDEZ	SPA	HONDA	1'41.254	161.9	4
7'38.864	36 Angel PIQUERAS	SPA	HONDA	1'41.239	161.9	4
8'31.428	58 Luca LUNETTA	ITA	HONDA	1'41.188	162.0	5
8'49.855	64 David MUÑOZ	SPA	KTM	1'41.055	162.2	5
10'12.260	58 Luca LUNETTA	ITA	HONDA	1'40.832	162.5	6
25'37.367	19 Scott OGDEN	GBR	HONDA	1'40.814	162.6	11
25'39.207	72 Taiyo FURUSATO	JPN	HONDA	1'40.798	162.6	10
27'19.832	72 Taiyo FURUSATO	JPN	HONDA	1'40.625	162.9	11
30'43.148	72 Taiyo FURUSATO	JPN	HONDA	1'40.577	163.0	13

These data/results cannot be reproduced, stored and/or transmitted in whole or in part by any manner of electronic, mechanical, photocopying, recording, broadcasting or otherwise now known or herein after developed without the previous express consent by the copyright owner, except for reproduction in daily press and regular printed publications on sale to the public within 60 days of the event related to those data/results and always provided that copyright symbol appears together as follows below.

© DORNA, 2024

Official MotoGP Timing by TISSOT
www.motogp.com



Buriram, Saturday, October 26, 2024