



4554 m.

PT GRAND PRIX OF THAILAND Race

Classification after 12 laps = 54.648 km

29

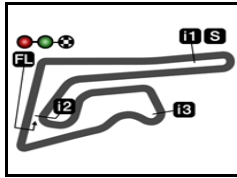
Pos		Rider	Nation	Team	Motorcycle	Total Time	Km/h	Gap
1	25	80 David ALONSO	COL	CFMOTO Gaviota Aspar Team	CFMOTO	20'29.345	160.0	
2	20	58 Luca LUNETTA	ITA	SIC58 Squadra Corse	HONDA	20'29.698	159.9	0.353
3	16	95 Collin VEIJER	NED	Liqui Moly Husqvarna Intact GP	HUSQVARNA	20'29.867	159.9	0.522
4	13	48 Ivan ORTOLA	SPA	MT Helmets - MSI	KTM	20'30.281	159.9	0.936
5	11	72 Taiyo FURUSATO	JPN	Honda Team Asia	HONDA	20'31.028	159.8	1.683
6	10	64 David MUÑOZ	SPA	BOE Motorsports	KTM	20'31.837	159.7	2.492
7	9	66 Joel KELSO	AUS	BOE Motorsports	KTM	20'32.151	159.6	2.806
8	8	19 Scott OGDEN	GBR	FleetSafe Honda - MLav Racing	HONDA	20'34.367	159.3	5.022
9	7	82 Stefano NEPA	ITA	LEVELUP - MTA	KTM	20'36.986	159.0	7.641
10	6	24 Tatsuki SUZUKI	JPN	Liqui Moly Husqvarna Intact GP	HUSQVARNA	20'37.653	158.9	8.308
11	5	6 Ryusei YAMANAKA	JPN	MT Helmets - MSI	KTM	20'38.385	158.8	9.040
12	4	96 Daniel HOLGADO	SPA	Red Bull GASGAS Tech3	GASGAS	20'40.985	158.5	11.640
13	3	54 Riccardo ROSSI	ITA	CIP Green Power	KTM	20'41.042	158.5	11.697
14	2	7 Filippo FARIOLI	ITA	SIC58 Squadra Corse	HONDA	20'44.334	158.1	14.989
15	1	99 Jose Antonio RUEDA	SPA	Red Bull KTM Ajo	KTM	20'46.290	157.8	16.945
16		12 Jacob ROULSTONE	AUS	Red Bull GASGAS Tech3	GASGAS	20'46.435	157.8	17.090
17		5 Tatchakorn BUASRI	THA	Honda Team Asia	HONDA	20'46.971	157.7	17.626
18		85 Xabi ZURUTUZA	SPA	Red Bull KTM Ajo	KTM	20'48.784	157.5	19.439
19		10 Nicola CARRARO	ITA	LEVELUP - MTA	KTM	20'48.536	157.5	19.191
20		22 David ALMANSA	SPA	Kopron Rivacold Snipers Team	HONDA	20'48.589	157.5	19.244
21		18 Matteo BERTELLE	ITA	Kopron Rivacold Snipers Team	HONDA	20'49.012	157.5	19.667
22		31 Adrian FERNANDEZ	SPA	Leopard Racing	HONDA	21'12.951	154.5	43.606
23		55 Noah DETTWILER	SWI	CIP Green Power	KTM	21'13.017	154.5	43.672
Not classified								
		36 Angel PIQUERAS	SPA	Leopard Racing	HONDA	17'07.337	159.5	2 laps
		78 Joel ESTEBAN	SPA	CFMOTO Gaviota Aspar Team	CFMOTO	15'32.025	158.3	3 laps
		8 Eddie O'SHEA	GBR	FleetSafe Honda - MLav Racing	HONDA	17'18.597	142.0	3 laps

The results are provisional until the end of the limit for protest and appeals.

Time limit for protest expires 60' after publication of the results - Time:

These data/results cannot be reproduced, stored and/or transmitted in whole or in part by any manner of electronic, mechanical, photocopying, recording, broadcasting or otherwise now known or herein after developed without the previous express consent by the copyright owner, except for reproduction in daily press and regular printed publications on sale to the public within 60 days of the event related to those data/results and always provided that copyright symbol appears together as follows below.

© DORNA, 2024




4554 m.

PT GRAND PRIX OF THAILAND
Race

Classification after 12 laps = 54.648 km

29

Pos	 Rider	Nation	Team	Motorcycle	Total Time	Km/h	Gap
-----	---	--------	------	------------	------------	------	-----

Race condition: Wet

Air: 24°
Humidity: 92%
Ground: 27°

Pole Position:

Fastest Lap (New record):

Best Race Lap:

All-Time Lap Record:

		Joel KELSO	1'40.603	162.9 Km/h
Lap 10		Luca LUNETTA	1'41.231	161.9 Km/h
2023		Deniz ÖNCÜ	1'42.346	160.1 Km/h
2024		David ALONSO	1'40.544	163.0 Km/h

11:35'00

11:35'20

11:36'53

11:45'23

11:45'26

11:54'14

11:55'01

12:04'57

12:07'31

12:09'07

12:15'39 Noah DETTWILER

12:24'15 Joel ESTEBAN

12:24'49 Eddie O'SHEA

12:25'56 Angel PIQUERAS

12:25'56 Adrian FERNANDEZ

12:26'31 Adrian FERNANDEZ

12:28'01 Taiyo FURUSATO

12:34'10 David ALMANSA

12:34'10 Nicola CARRARO

Race declared wet

Wet Race start procedure

Moto3 Race: New race distance 12 laps

SIGHTING LAP START

Pit lane closes in 10 minutes

All bikes on grid

Pit lane closed

WARM UP LAP START

RACE START

No jump starts

track limits warning

crashed out - Rider OK

entered pits and retired

crashed out - Rider OK

crashed out - Rider OK

re-joined race

crashed out - Rider OK

1 position penalty due to overtaking under yellow flag

1 position penalty due to overtaking under yellow flag

The results are provisional until the end of the limit for protest and appeals.

Time limit for protest expires 60' after publication of the results - Time:

These data/results cannot be reproduced, stored and/or transmitted in whole or in part by any manner of electronic, mechanical, photocopying, recording, broadcasting or otherwise now known or herein after developed without the previous express consent by the copyright owner, except for reproduction in daily press and regular printed publications on sale to the public within 60 days of the event related to those data/results and always provided that copyright symbol appears together as follows below.

© DORNA, 2024

Official MotoGP Timing by **TISSOT**
www.motogp.com

Buriram, Sunday, October 27, 2024

Page 2 of 2





Results and timing service provided by **TISSOT**

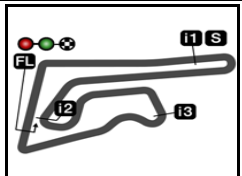
Moto3™

PT GRAND PRIX OF THAILAND

World Championship Classification

30

Rider		Points	Leader	Previous	QAT	POR	AME	SPA	FRA	CAT	ITA	NED	GER	GBR	AUT	ARA	RSM	EMI	INA	JPN	AUS	THA	MAL	VAL
1 ALONSO David	COL	371			25	13	25	5	25	25	25	11	25	20	25	13	9	25	25	25	25	25		
2 HOLGADO Daniel	SPA	236	135	135	20	25	20	9	20	10	2	5	9	13	16	7	20	13	10	13	20	4		
3 VEIJER Collin	NED	225	146	11	11	10	-	25	16	13	20	20	0	16	11	20	11	16	-	20	0	16		
4 ORTOLA Ivan	SPA	204	167	21	7	16	-	16	11	20	10	25	16	25	7	4	16	11	7	0	-	13		
5 MUÑOZ David	SPA	162	209	42	0	7	11	20	-	11	11	16	8	4	20	9	-	-	16	8	11	10		
6 FERNANDEZ Adrian	SPA	153	218	9	-	6	5	10	10	6	8	9	13	8	10	5	3	8	20	16	16	0		
7 PIQUERAS Angel	SPA	137	234	16	4	-	16	6	6	4	5	8	11	-	13	-	25	20	13	-	6	-		
8 RUEDA Jose Antonio	SPA	129	242	8	-	20	-	-	8	16	1	13	-	7	9	25	-	6	5	11	7	1		
9 KELSO Joel	AUS	124	247	5	8	11	9	11	3	-	4	4	5	9	8	11	10	9	8	0	5	9		
10 YAMANAKA Ryusei	JPN	111	260	13	-	-	13	13	9	5	16	6	10	10	3	0	0	1	0	10	10	5		
11 FURUSATO Taiyo	JPN	108	263	3	16	0	-	0	2	-	13	3	20	-	1	10	13	3	-	7	9	11		
12 LUNETTA Luca	ITA	106	265	2	1	0	0	0	5	9	9	10	-	-	0	16	7	10	11	-	8	20		
13 SUZUKI Tatsuki	JPN	88	283	18	9	4	10	0	7	1	-	-	7	6	4	2	8	5	9	9	1	6		
14 NEPA Stefano	ITA	85	286	3	10	9	0	7	0	3	-	7	4	11	-	3	2	2	1	6	13	7		
15 ROULSTONE Jacob	AUS	53	318	32	6	5	8	4	4	8	7	2	-	0	2	0	4	0	0	0	3	0		
16 BERTELLE Matteo	ITA	49	322	4	-	-	6	2	-	0	6	0	1	5	5	6	-	7	4	5	2	0		
17 ESTEBAN Joel	SPA	45	326	4	5	8	7	-	13	2	0	1	2	3	0	1	0	0	2	1	0	-		
18 ROSSI Riccardo	ITA	33	338	12	13	-	0	0	-	-	3	0	0	2	6	0	-	0	-	2	4	3		
19 FARIOLI Filippo	ITA	29	342	4	-	0	1	3	-	7	0	0	3	0	0	-	6	4	-	3	-	2		
20 OGDEN Scott	GBR	23	348	6	3	2	-	0	-	0	0	0	6	-	0	0	1	0	3	0	0	8		
21 CARRARO Nicola	ITA	22	349	1	2	1	4	8	0	0	0	0	0	1	0	-	0	0	6	-	-	0		
22 ZURUTUZA Xabi	SPA	11	360	11	-	-	3	0	0	0	-	0	0	-	0	8	0	0	-	0	0	0		



PT GRAND PRIX OF THAILAND


30

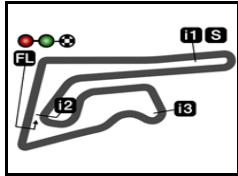
4554 m.

World Championship Classification

Rider		Points	Leader	Previous	QAT	POR	AME	SPA	FRA	CAT	ITA	NED	GER	GBR	AUT	ARA	RSM	EMI	INA	JPN	AUS	THA	MAL	VAL
23	ALMANSA David	SPA	11	360	0	-	-	-	1	1	-	0	-	0	0	0	5	0	-	4	-	0		
24	PEREZ Vicente	SPA	3	368	8	-	3	-	0	-	-	-	-	-	0	-	-	-	-	-	-	-	-	-
25	DETTWILER Noah	SWI	2	369	1	0	0	2	0	0	0	0	0	0	0	0	0	0	0	-	0	0		
26	WHATLEY Joshua	GBR	0	371	2	0	0	0	0	0	0	0	0	-	-	-	-	-	-	-	-	-	-	-
27	BUASRI Tatchakorn	THA	0	371	0	0	0	-	0	0	0	0	0	0	0	-	0	-	-	-	0	0		
28	ROSENTHALER Jakob	AUT	0	371	0	-	-	-	-	-	-	-	-	-	0	-	0	-	-	-	-	-	-	-
29	O'SHEA Eddie	GBR	0	371	0	-	-	-	-	-	-	-	-	-	-	-	-	-	-	-	0	-		
30	WAKAMATSU Rei	JPN	0	371	0	-	-	-	-	-	-	-	-	-	-	-	-	-	-	0	-	-		
31	SHHRIL Danial	MAL	0	371	0	-	-	-	-	-	-	-	-	0	-	-	-	-	-	-	-	-	-	-
32	AL SAHOUTI Hamad	QAT	0	371	0	-	0	-	-	-	-	-	-	-	-	-	-	-	-	-	-	-	-	-
33	ADITAMA Arbi	INA	0	371	0	-	-	-	-	-	0	-	-	-	-	0	-	-	-	-	-	-	-	-

hang International Circ

Results and timing service provided by  **TISSOT**



PT GRAND PRIX OF THAILAND

Moto3™

4554 m.

World Championship Classification

30



4554 m.

PT GRAND PRIX OF THAILAND

Moto3™

World Championship Classification

30

Team	Points	Leader	Previous	QAT	POR	AME	SPA	FRA	CAT	ITA	NED	GER	GBR	AUT	ARA	RSM	EMI	INA	JPN	AUS	THA	MAL	VAL
1 CFMOTO GAVIOTA ASPAR TEAM	416			30	21	32	5	38	27	25	12	27	23	25	14	9	25	27	26	25	25		
2 MT HELMETS - MSI	315	101	101	7	16	13	29	20	25	26	31	26	35	10	4	16	12	7	10	10	18		
3 LIQUI MOLY HUSQVARNA INTACT GP	313	103	2	20	14	10	25	23	14	20	20	7	22	15	22	19	21	9	29	1	22		
4 LEOPARD RACING	290	126	23	4	6	21	16	16	10	13	17	24	8	23	5	28	28	33	16	22	-		
5 RED BULL GASGAS TECH3	289	127	1	26	30	28	13	24	18	9	7	9	13	18	7	24	13	10	13	23	4		
6 BOE MOTORSPORTS	286	130	3	8	18	20	31	3	11	15	20	13	13	28	20	10	9	24	8	16	19		
7 RED BULL KTM AJO	143	273	143	-	23	3	-	8	16	1	13	-	7	9	33	-	6	5	11	7	1		
8 SIC58 SQUADRA CORSE	135	281	8	1	-	1	3	5	16	9	10	3	-	-	16	13	14	11	3	8	22		
9 HONDA TEAM ASIA	108	308	27	16	-	-	-	2	-	13	3	20	-	1	10	13	3	-	7	9	11		
10 LEVELUP - MTA	107	309	1	12	10	4	15	-	3	-	7	4	12	-	3	2	2	7	6	13	7		
11 KOPRON RIVACOLD SNIPERS TEAM	60	356	47	-	-	6	3	1	-	6	-	1	5	5	6	5	7	4	9	2	-		
12 CIP GREEN POWER	35	381	25	13	-	2	-	-	-	3	-	-	2	6	-	-	-	-	2	4	3		
13 FLEETS SAFE HONDA - MLAV RACING	23	393	12	3	2	-	-	-	-	-	-	6	-	-	-	1	-	3	-	-	8		



4554 m.

PT GRAND PRIX OF THAILAND
Race
Lap Chart

31

Pos	1	2	3	4	5	6	7	8	9	10	11	12	13	14	15	16	17	18	19	20	21	22	23	24	25	26
Grid	66	95	36	72	80	19	96	22	48	58	31	6	18	82	7	99	64	78	12	24	85	8	10	54	5	55



1	66	95	72	36	80	31	48	64	58	96	19	6	22	7	18	78	82	24	99	5	54	12	85	10	55	8
2	66	95	36	80	72	48	31	64	58	19	6	96	78	7	18	24	82	54	22	5	99	85	12	10	55	8
3	95	80	36	72	66	48	31	64	58	19	6	96	78	24	82	7	54	18	5	99	22	10	85	12	55	8
4	80	66	72	95	36	31	48	64	58	19	6	96	78	24	82	54	7	18	5	99	22	12	10	85	55	8
5	72	80	31	95	48	36	66	64	58	19	78	96	6	82	24	54	7	5	18	99	22	10	85	12	55	8
6	72	31	80	36	95	48	66	58	64	19	6	78	82	24	96	54	7	5	18	99	22	10	85	12	55	8
7	72	80	95	48	36	58	31	66	64	19	6	78	82	24	96	54	7	5	18	99	22	10	85	12	55	8
8	80	72	36	48	95	58	31	66	64	19	6	82	78	24	96	54	7	5	18	99	22	10	85	12	55	8
9	80	72	48	95	58	31	36	66	64	19	6	82	24	78	96	54	7	5	18	99	10	12	22	85	55	8
10	80	72	48	58	95	31	36	66	64	19	82	24	6	96	54	7	5	99	12	18	85	10	22	55		
L	11	80	48	72	58	95	66	64	19	82	24	6	96	54	7	5	99	12	85	10	18	22	31	55		
a	12	80	58	95	48	72	64	66	19	82	24	6	96	54	7	99	12	5	10	22	85	18	31	55		
p																										
s																										

Winner Lapped rider

These data/results cannot be reproduced, stored and/or transmitted in whole or in part by any manner of electronic, mechanical, photocopying, recording, broadcasting or otherwise now known or herein after developed without the previous express consent by the copyright owner, except for reproduction in daily press and regular printed publications on sale to the public within 60 days of the event related to those data/results and always provided that copyright symbol appears together as follows below.
 © DORNA, 2024




4554 m.

PT GRAND PRIX OF THAILAND

Race

Fastest Lap of Each Rider

32

	Rider	Nation	Team	Motorcycle	Time	Lap Total	Gap
1	58 Luca LUNETTA	ITA	SIC58 Squadra Corse	HONDA	1'41.231	10 12	
2	48 Ivan ORTOLA	SPA	MT Helmets - MSI	KTM	1'41.254	11 12	0.023 0.023
3	66 Joel KELSO	AUS	BOE Motorsports	KTM	1'41.298	10 12	0.067 0.044
4	31 Adrian FERNANDEZ	SPA	Leopard Racing	HONDA	1'41.385	10 12	0.154 0.087
5	36 Angel PIQUERAS	SPA	Leopard Racing	HONDA	1'41.423	10 10	0.192 0.038
6	64 David MUÑOZ	SPA	BOE Motorsports	KTM	1'41.425	9 12	0.194 0.002
7	95 Collin VEIJER	NED	Liqui Moly Husqvarna Intact GP	HUSQVARNA	1'41.443	11 12	0.212 0.018
8	80 David ALONSO	COL	CFMOTO Gaviota Aspar Team	CFMOTO	1'41.449	11 12	0.218 0.006
9	72 Taiyo FURUSATO	JPN	Honda Team Asia	HONDA	1'41.518	10 12	0.287 0.069
10	82 Stefano NEPA	ITA	LEVELUP - MTA	KTM	1'41.734	10 12	0.503 0.216
11	19 Scott OGDEN	GBR	FleetSafe Honda - MLav Racing	HONDA	1'41.858	8 12	0.627 0.124
12	24 Tatsuki SUZUKI	JPN	Liqui Moly Husqvarna Intact GP	HUSQVARNA	1'41.936	9 12	0.705 0.078
13	6 Ryusei YAMANAKA	JPN	MT Helmets - MSI	KTM	1'42.002	8 12	0.771 0.066
14	54 Riccardo ROSSI	ITA	CIP Green Power	KTM	1'42.089	11 12	0.858 0.087
15	78 Joel ESTEBAN	SPA	CFMOTO Gaviota Aspar Team	CFMOTO	1'42.145	7 9	0.914 0.056
16	12 Jacob ROULSTONE	AUS	Red Bull GASGAS Tech3	GASGAS	1'42.161	10 12	0.930 0.016
17	96 Daniel HOLGADO	SPA	Red Bull GASGAS Tech3	GASGAS	1'42.218	7 12	0.987 0.057
18	99 Jose Antonio RUEDA	SPA	Red Bull KTM Ajo	KTM	1'42.326	11 12	1.095 0.108
19	85 Xabi ZURUTUZA	SPA	Red Bull KTM Ajo	KTM	1'42.343	7 12	1.112 0.017
20	7 Filippo FARIOLI	ITA	SIC58 Squadra Corse	HONDA	1'42.427	7 12	1.196 0.084
21	10 Nicola CARRARO	ITA	LEVELUP - MTA	KTM	1'42.460	7 12	1.229 0.033
22	5 Tatchakorn BUASRI	THA	Honda Team Asia	HONDA	1'42.478	7 12	1.247 0.018
23	22 David ALMANSA	SPA	Kopron Rivacold Snipers Team	HONDA	1'42.931	11 12	1.700 0.453
24	18 Matteo BERTELLE	ITA	Kopron Rivacold Snipers Team	HONDA	1'43.107	7 12	1.876 0.176
25	55 Noah DETTWILER	SWI	CIP Green Power	KTM	1'44.433	10 12	3.202 1.326
26	8 Eddie O'SHEA	GBR	FleetSafe Honda - MLav Racing	HONDA	1'52.311	7 9	11.080 7.878

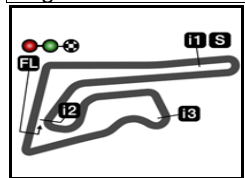
These data/results cannot be reproduced, stored and/or transmitted in whole or in part by any manner of electronic, mechanical, photocopying, recording, broadcasting or otherwise now known or herein after developed without the previous express consent by the copyright owner, except for reproduction in daily press and regular printed publications on sale to the public within 60 days of the event related to those data/results and always provided that copyright symbol appears together as follows below.

© DORNA, 2024

Official MotoGP Timing by TISSOT
www.motogp.com

Buriram, Sunday, October 27, 2024





4554 m.

PT GRAND PRIX OF THAILAND

After the Race

Event Best Maximum Speed

33



Rider	Nation Team	Motorcycle	Km/h
24 Tatsuki SUZUKI	JPN Liqui Moly Husqvarna Intact GP	HUSQVARNA	240.0 Race
82 Stefano NEPA	ITA LEVELUP - MTA	KTM	237.3 Race
80 David ALONSO	COL CFMOTO Gaviota Aspar Team	CFMOTO	237.3 Race
95 Collin VEIJER	NED Liqui Moly Husqvarna Intact GP	HUSQVARNA	236.8 Race
48 Ivan ORTOLA	SPA MT Helmets - MSI	KTM	236.8 Race
64 David MUÑOZ	SPA BOE Motorsports	KTM	236.8 Race
10 Nicola CARRARO	ITA LEVELUP - MTA	KTM	236.3 Race
99 Jose Antonio RUEDA	SPA Red Bull KTM Ajo	KTM	236.3 Race
31 Adrian FERNANDEZ	SPA Leopard Racing	HONDA	236.3 Race
5 Tatchakorn BUASRI	THA Honda Team Asia	HONDA	235.8 Race
66 Joel KELSO	AUS BOE Motorsports	KTM	235.8 Race
58 Luca LUNETTA	ITA SIC58 Squadra Corse	HONDA	235.8 Race
22 David ALMANSA	SPA Kopron Rivacold Snipers Team	HONDA	235.8 Race
19 Scott OGDEN	GBR FleetSafe Honda - MLav Racing	HONDA	235.8 Race
54 Riccardo ROSSI	ITA CIP Green Power	KTM	235.8 Practice Nr. 2
36 Angel PIQUERAS	SPA Leopard Racing	HONDA	235.8 Race
18 Matteo BERTELLE	ITA Kopron Rivacold Snipers Team	HONDA	235.2 Race
6 Ryusei YAMANAKA	JPN MT Helmets - MSI	KTM	235.2 Race
7 Filippo FARIOLI	ITA SIC58 Squadra Corse	HONDA	234.7 Race
78 Joel ESTEBAN	SPA CFMOTO Gaviota Aspar Team	CFMOTO	234.7 Practice Nr. 1
8 Eddie O'SHEA	GBR FleetSafe Honda - MLav Racing	HONDA	234.7 Practice Nr. 2
85 Xabi ZURUTUZA	SPA Red Bull KTM Ajo	KTM	234.7 Race
72 Taiyo FURUSATO	JPN Honda Team Asia	HONDA	234.2 Race
96 Daniel HOLGADO	SPA Red Bull GASGAS Tech3	GASGAS	233.7 Race
12 Jacob ROULSTONE	AUS Red Bull GASGAS Tech3	GASGAS	233.7 Race
55 Noah DETTWILER	SWI CIP Green Power	KTM	232.2 Free Practice

These data/results cannot be reproduced, stored and/or transmitted in whole or in part by any manner of electronic, mechanical, photocopying, recording, broadcasting or otherwise now known or herein after developed without the previous express consent by the copyright owner, except for reproduction in daily press and regular printed publications on sale to the public within 60 days of the event related to those data/results and always provided that copyright symbol appears together as follows below.

© DORNA, 2024

Official MotoGP Timing by TISSOT
www.motogp.com



Buriram, Sunday, October 27, 2024



PT GRAND PRIX OF THAILAND
Race
Chronological Analysis of Performances

34

* Lap / Sector time cancelled T1 Time from finish line to 1st intermediate T3 Time from 2nd intermed. to 3rd intermed.
P Crossing the finish line in pit lane T2 Time from 1st intermed. to 2nd intermed. T4 Time from 3rd intermediate to finish line

Lap	Lap Time	T1	T2	T3	T4	Speed	Lap	Lap Time	T1	T2	T3	T4	Speed	
1st	80	David ALONSO CFMOTO Gaviota Asp COL						4th	48	Ivan ORTOLA MT Helmets - MSI SPA				
		Runs=1	Total laps=12	Full laps=11	Valid laps=11				Runs=1	Total laps=12	Full laps=11	Valid laps=10		
1	1'46.351	25.222	30.924	24.704	25.501	235.8	1	1'47.264	25.909	30.852	25.077	25.426	227.3	
2	1'43.102	23.439	30.212	24.235	25.216	234.7	2	1'42.727	23.366	30.321	24.041	24.999	232.7	
3	1'42.413	23.243	30.159	23.998	25.013	237.3	3	1'42.396	23.060	30.113	23.980	25.243	235.2	
4	1'42.710	23.311	30.165	24.111	25.123	232.2	4	1'43.199 *	23.024	30.253	24.135	25.787*	236.8	
5	1'42.771	23.332	30.091	24.269	25.079	229.2	5	1'42.383	23.153	29.964	24.129	25.137	235.8	
6	1'42.452	23.253	29.870	24.098	25.231	229.2	6	1'42.194	23.047	30.060	23.842	25.245	232.7	
7	1'41.603	23.148	29.904	23.722	24.829	230.7	7	1'41.697	22.900	29.999	23.801	24.997	235.8	
8	1'41.602	23.205	29.834	23.653	24.910	229.2	8	1'41.795	23.043	29.840	23.759	25.153	236.8	
9	1'41.583	23.258	29.835	23.653	24.837	227.3	9	1'41.464	22.961	29.786	23.836	24.881	236.8	
10	1'41.512	23.299	29.759	23.622	24.832	226.8	10	1'41.351	23.158	29.654	23.594	24.945	228.8	
11	1'41.449	23.211	29.771	23.656	24.811	228.8	11	1'41.254	22.905	29.829	23.639	24.881	232.7	
12	1'41.797	23.276	29.870	23.837	24.814	226.4	12	1'42.557	23.063	30.046	23.806	25.642	229.7	
2nd	58	Luca LUNETTA SIC58 Squadra Corse ITA						5th	72	Taiyo FURUSATO Honda Team Asia JPN				
		Runs=1	Total laps=12	Full laps=11	Valid laps=11				Runs=1	Total laps=12	Full laps=11	Valid laps=11		
1	1'48.193	26.032	31.296	25.264	25.601	232.7	1	1'46.050	25.165	30.760	24.520	25.605	231.7	
2	1'43.242	23.352	30.425	24.327	25.138	234.7	2	1'43.571	23.576	30.345	24.178	25.472	228.3	
3	1'42.364	23.190	30.064	23.979	25.131	232.7	3	1'42.465	23.171	30.189	23.989	25.116	234.2	
4	1'42.715	23.141	30.228	24.230	25.116	235.8	4	1'42.889	23.140	30.458	24.002	25.289	232.2	
5	1'42.398	23.147	30.249	23.944	25.058	234.2	5	1'41.859	23.114	29.911	23.840	24.994	232.2	
6	1'41.754	23.028	30.070	23.772	24.884	234.7	6	1'41.992	23.355	30.070	23.618	24.949	225.0	
7	1'41.620	23.084	29.789	23.825	24.922	235.2	7	1'42.119	23.332	30.039	23.854	24.894	225.4	
8	1'41.748	23.098	29.803	24.073	24.774	233.2	8	1'42.129	23.338	30.044	23.655	25.092	224.5	
9	1'41.321	23.097	29.785	23.669	24.770	232.7	9	1'41.674	23.240	29.935	23.613	24.886	227.8	
10	1'41.231	23.014	29.834	23.564	24.819	233.2	10	1'41.518	23.183	29.834	23.638	24.863	226.8	
11	1'41.405	22.913	29.901	23.677	24.914	234.2	11	1'41.532	23.077	29.892	23.716	24.847	230.2	
12	1'41.707	23.041	29.905	23.958	24.803	232.2	12	1'43.230	23.055	30.050	23.812	26.313	223.1	
3rd	95	Collin VEIJER Liqui Moly Husqvarna NED						6th	64	David MUÑOZ BOE Motorsports SPA				
		Runs=1	Total laps=12	Full laps=11	Valid laps=11				Runs=1	Total laps=12	Full laps=11	Valid laps=11		
1	1'45.713	25.031	30.630	24.524	25.528	229.7	1	1'47.991	26.153	31.073	25.167	25.598	236.8	
2	1'43.538	23.386	30.326	24.351	25.475	227.8	2	1'43.011	23.394	30.315	24.128	25.174	232.2	
3	1'42.410	23.317	30.046	23.925	25.122	230.2	3	1'42.576	23.200	30.126	24.192	25.058	231.7	
4	1'43.426	23.406	30.381	24.206	25.433	227.3	4	1'42.790	23.316	30.168	24.113	25.193	231.7	
5	1'42.632	23.122	30.087	24.342	25.081	234.7	5	1'42.362	23.218	30.064	24.007	25.073	231.7	
6	1'42.304	22.999	30.207	23.824	25.274	236.3	6	1'42.185	23.188	29.901	24.102	24.994	233.2	
7	1'41.644	22.980	29.911	23.829	24.924	234.2	7	1'42.309	23.033	30.383	23.884	25.009	235.2	
8	1'42.070	23.200	30.082	23.841	24.947	232.2	8	1'41.877	22.915	29.856	23.884	25.222	234.2	
9	1'41.524	22.954	29.898	23.852	24.820	236.8	9	1'41.425	23.072	29.904	23.604	24.845	230.7	
10	1'41.558	23.081	29.981	23.640	24.856	233.2	10	1'41.510	22.921	29.948	23.608	25.033	229.7	
11	1'41.443	23.087	29.661	23.784	24.911	232.7	11	1'41.598	23.046	29.896	23.690	24.966	232.7	
12	1'41.605	23.109	29.843	23.812	24.841	232.7	12	1'42.203	23.154	29.915	24.026	25.108	229.7	

Fastest Lap: Luca LUNETTA SIC58 Squadra Corse ITA **1'41.231** 23.014 29.834 23.564 24.819

These data/results cannot be reproduced, stored and/or transmitted in whole or in part by any manner of electronic, mechanical, photocopying, recording, broadcasting or otherwise now known or herein after developed without the previous express consent by the copyright owner, except for reproduction in daily press and regular printed publications on sale to the public within 60 days of the event related to those data/results and always provided that copyright symbol appears together as follows below.
© DORNA, 2024

Race

Moto3

Lap	Lap Time	T1	T2	T3	T4	Speed	Lap	Lap Time	T1	T2	T3	T4	Speed	
7th 66 Joel KELSO BOE Motorsports AUS Runs=1 Total laps=12 Full laps=11 Valid laps=11							10	1'41.953	23.132	29.913	23.897	25.011	232.7	
1	1'45.510	24.942	30.553	24.486	25.529	223.1	11	1'41.986	23.179	29.839	23.817	25.151	233.2	
2	1'43.647	23.651	30.405	24.305	25.286	224.0	12	1'42.015	23.175	29.994	23.760	25.086	232.2	
3	1'43.095	23.452	30.363	24.087	25.193	224.5	11th 6 Ryusei YAMANAKA MT Helmets - MSI JPN Runs=1 Total laps=12 Full laps=11 Valid laps=11							
4	1'42.464	23.006	30.288	24.026	25.144	235.8	1	1'48.979	25.983	31.681	25.348	25.967	231.7	
5	1'43.487	23.229	30.180	25.070	25.008	231.2	2	1'43.907	23.688	30.501	24.462	25.256	231.2	
6	1'42.341	22.930	30.126	23.742	25.543	235.8	3	1'43.312	23.506	30.462	24.110	25.234	235.2	
7	1'42.509	23.132	29.816	24.638	24.923	231.7	4	1'42.376	23.342	30.074	23.909	25.051	229.7	
8	1'41.866	23.169	29.908	23.867	24.922	229.7	5	1'44.309	23.235	29.906	26.103	25.065	230.7	
9	1'41.408	23.258	29.826	23.496	24.828	227.3	6	1'42.120	23.057	30.041	23.910	25.112	234.7	
10	1'41.298	23.131	29.860	23.536	24.771	228.3	7	1'42.163	23.315	30.031	23.796	25.021	229.7	
11	1'41.476	23.113	29.704	23.739	24.920	230.7	8	1'42.002	23.239	30.023	23.775	24.965	227.3	
12	1'43.050	23.800	29.937	23.975	25.338	225.0	9	1'42.033	23.236	29.946	23.786	25.065	228.3	
8th 19 Scott OGDEN FleetSafe Honda - ML GBR Runs=1 Total laps=12 Full laps=11 Valid laps=11							10	1'43.115	23.282	30.105	24.674	25.054	227.8	
1	1'48.622	25.910	31.600	25.218	25.894	228.3	11	1'42.057	23.169	30.050	23.868	24.970	230.2	
2	1'43.150	23.388	30.309	24.228	25.225	235.8	12	1'42.012	23.143	30.018	23.706	25.145	230.7	
3	1'42.381	23.293	30.181	23.808	25.099	231.7	12th 96 Daniel HOLGADO Red Bull GASGAS Te SPA Runs=1 Total laps=12 Full laps=11 Valid laps=9							
4	1'42.589	23.119	30.162	24.031	25.277	233.2	1	1'48.546	25.590	31.015	25.625	26.316	230.7	
5	1'42.331	23.166	30.148	23.867	25.150	233.2	2	1'44.374	23.423	30.499	24.741	25.711	233.2	
6	1'41.999	23.019	30.086	23.918	24.976	233.2	3	1'43.806	23.423	30.643	24.361	25.379	230.2	
7	1'42.328	22.996	29.905	24.519	24.908	233.7	4	1'42.595	23.367	30.078	24.058	25.092	232.2	
8	1'41.858	23.075	29.934	23.781	25.068	233.2	5	1'43.194	23.181	30.112	24.451	25.450	230.7	
9	1'41.999	23.191	29.984	23.793	25.031	231.2	6	1'43.140	23.238	30.426	24.248	25.228	232.7	
10	1'42.082	23.301	29.987	23.744	25.050	227.8	7	1'42.218	23.187	30.025	23.871	25.135	233.2	
11	1'42.342	23.345	30.072	23.840	25.085	227.8	8	1'42.609	23.147	30.089	24.191	25.182	233.7	
12	1'42.686	23.316	30.278	23.821	25.271	226.4	9	1'42.338	23.245	29.932	24.023	25.138	230.7	
9th 82 Stefano NEPA LEVELUP - MTA ITA Runs=1 Total laps=12 Full laps=11 Valid laps=11							10	1'42.612	*	23.259	30.044	24.235*	25.074	230.7
1	1'50.049	26.223	32.063	25.514	26.249	237.3	11	1'42.682	*	23.32*	30.070	24.094	25.197	228.8
2	1'44.851	23.451	30.685	25.032	25.683	236.3	12	1'42.871	23.299	30.102	24.137	25.333	229.2	
3	1'43.206	23.241	30.428	24.298	25.239	236.8	13th 54 Riccardo ROSSI CIP Green Power ITA Runs=1 Total laps=12 Full laps=11 Valid laps=11							
4	1'42.661	23.127	30.359	24.056	25.119	236.3	1	1'50.480	27.128	31.546	25.510	26.296	233.2	
5	1'42.332	23.085	29.929	24.227	25.091	235.8	2	1'44.856	23.587	30.803	24.837	25.629	233.7	
6	1'42.259	23.044	29.990	24.125	25.100	236.3	3	1'43.040	23.270	30.420	24.026	25.324	232.7	
7	1'42.101	23.099	30.119	23.919	24.964	234.7	4	1'43.113	23.170	30.351	24.378	25.214	233.7	
8	1'41.916	23.044	30.050	23.874	24.948	234.7	5	1'42.829	23.258	30.253	24.162	25.156	229.7	
9	1'42.025	23.120	30.074	23.775	25.056	233.2	6	1'42.610	23.323	30.228	23.933	25.126	228.3	
10	1'41.734	23.066	29.993	23.749	24.926	232.7	7	1'42.288	23.212	30.165	23.829	25.082	228.3	
11	1'42.008	23.335	29.909	23.832	24.932	228.3	8	1'42.559	23.293	30.239	23.928	25.099	227.8	
12	1'41.844	23.293	29.860	23.725	24.966	228.3	9	1'42.288	23.274	30.068	23.871	25.075	227.3	
10th 24 Tatsuki SUZUKI Liqui Moly Husqvarna JPN Runs=1 Total laps=12 Full laps=11 Valid laps=10							10	1'42.228	23.250	30.076	23.846	25.056	227.8	
1	1'50.106	26.807	31.570	25.255	26.474	235.8	11	1'42.089	23.154	30.053	23.854	25.028	228.8	
2	1'44.600	*	23.440	30.960	24.635	25.565*	240.0	12	1'42.662	23.195	30.084	24.050	25.333	231.2
3	1'43.253	23.317	30.299	24.260	25.377	233.7	14th 7 Filippo FARIOLI SIC58 Squadra Corse ITA Runs=1 Total laps=12 Full laps=11 Valid laps=9							
4	1'42.579	23.235	30.242	24.056	25.046	237.3	1	1'49.444	26.528	31.357	25.385	26.174	231.2	
5	1'42.677	23.256	29.887	24.451	25.083	233.2	2	1'44.779	*	23.720	30.692	24.724	25.643*	233.2
6	1'42.308	23.031	30.104	24.003	25.170	234.2	3	1'43.961	23.683	30.535	24.317	25.426	229.2	
7	1'42.111	23.038	30.132	23.895	25.046	232.7	4	1'43.612	23.317	30.542	24.362	25.391	234.7	
8	1'42.129	22.918	30.276	23.806	25.129	235.2	5	1'42.856	23.443	30.152	24.141	25.120	230.2	
9	1'41.936	22.995	30.106	23.828	25.007	237.3								

Fastest Lap: Luca LUNETTA SIC58 Squadra Corse ITA 1'41.231 23.014 29.834 23.564 24.819

These data/results cannot be reproduced, stored and/or transmitted in whole or in part by any manner of electronic, mechanical, photocopying, recording, broadcasting or otherwise now known or herein after developed without the previous express consent by the copyright owner, except for reproduction in daily press and regular printed publications on sale to the public within 60 days of the event related to those data/results and always provided that copyright symbol appears together as follows below.
© DORNA, 2024

Race

Moto3

Lap	Lap Time	T1	T2	T3	T4	Speed	Lap	Lap Time	T1	T2	T3	T4	Speed
6	1'42.700	23.466	30.283	23.858	25.093	227.8	2	1'45.519	23.484	31.008	25.053	25.974	231.7
7	1'42.427	23.447	30.055	23.869	25.056	229.7	3	1'44.462	23.542	30.683	24.492	25.745	230.7
8	1'42.586 *	23.459	30.134	23.831*	25.162	228.3	4	1'43.732	23.290	30.832	24.190	25.420	234.2
9	1'42.832	23.452	30.161	24.037	25.182	228.3	5	1'43.846	23.224	30.426	24.681	25.515	232.7
10	1'43.324	23.513	30.236	24.167	25.408	226.4	6	1'42.860	23.220	30.269	24.000	25.371	232.2
11	1'42.822	23.485	30.158	23.986	25.193	225.9	7	1'42.343	23.048	30.244	23.922	25.129	233.7
12	1'42.991	23.551	30.139	23.993	25.308	225.9	8	1'42.851	23.100	30.339	24.106	25.306	233.7
15th 99 Jose Antonio RUED Red Bull KTM Ajo SPA Runs=1 Total laps=12 Full laps=11 Valid laps=10							9 1'42.929 23.056 30.388 24.272 25.213 234.7						
1 1'50.145 26.570 31.978 25.547 26.050 233.2							10 1'42.629 23.039 30.068 24.323 25.199 232.7						
2 1'45.530 23.530 31.159 25.260 25.581 236.3							11 1'42.643 * 23.192 30.029 24.200* 25.222 230.7						
3 1'43.903 23.426 30.731 24.388 25.358 234.2							12 1'43.731 23.225 30.229 24.366 25.911 230.2						
4 1'43.505 23.378 30.499 24.371 25.257 232.7							19th 10 Nicola CARRARO LEVELUP - MTA ITA Runs=1 Total laps=12 Full laps=11 Valid laps=11						
5 1'43.379 23.424 30.469 24.294 25.192 231.7							1 1'51.344 27.314 32.112 25.571 26.347 232.7						
6 1'43.614 23.458 30.595 24.492 25.069 230.2							2 1'45.635 23.565 31.314 24.796 25.960 234.7						
7 1'43.068 * 23.465 30.308 24.291* 25.004 229.2							3 1'44.086 23.447 30.762 24.383 25.494 236.3						
8 1'43.132 23.413 30.330 24.270 25.119 229.2							4 1'43.653 23.325 30.623 24.081 25.624 230.2						
9 1'42.589 23.320 30.316 23.989 24.964 230.2							5 1'43.759 23.255 30.221 24.822 25.461 234.2						
10 1'42.572 23.252 30.246 24.130 24.944 231.7							6 1'42.894 23.364 30.254 23.997 25.279 228.8						
11 1'42.326 23.330 30.087 24.099 24.810 231.7							7 1'42.460 23.289 30.085 23.918 25.168 230.2						
12 1'42.527 23.126 30.282 24.147 24.972 232.2							8 1'42.854 23.229 30.204 24.107 25.314 230.7						
16th 12 Jacob ROULSTONE Red Bull GASGAS Te AUS Runs=1 Total laps=12 Full laps=11 Valid laps=10							9 1'42.553 23.095 30.285 23.939 25.234 235.8						
1 1'50.951 26.874 32.158 25.503 26.416 232.7							10 1'43.277 23.152 30.327 24.623 25.175 232.2						
2 1'45.952 * 23.784 31.277* 24.897 25.994 230.7							11 1'42.723 23.119 30.056 24.243 25.305 235.8						
3 1'44.478 23.492 30.937 24.478 25.571 233.2							12 1'43.298 23.278 30.142 24.335 25.543 230.7						
4 1'43.217 23.220 30.566 24.110 25.321 233.2							20th 22 David ALMANSA Kopron Rivacold Snip SPA Runs=1 Total laps=12 Full laps=11 Valid laps=11						
5 1'44.754 23.340 31.653 24.143 25.618 230.7							1 1'49.303 25.745 31.331 25.731 26.496 231.7						
6 1'42.866 23.348 30.303 23.905 25.310 230.2							2 1'46.255 23.830 31.381 25.418 25.626 232.2						
7 1'42.535 23.232 30.167 23.925 25.211 232.2							3 1'44.359 23.623 30.812 24.507 25.417 235.8						
8 1'42.323 23.209 30.060 23.815 25.239 230.7							4 1'43.923 23.413 30.224 24.976 25.310 231.7						
9 1'42.398 23.079 30.267 23.984 25.068 231.7							5 1'43.087 23.329 30.124 24.359 25.275 230.2						
10 1'42.161 23.074 30.055 23.988 25.044 233.7							6 1'43.434 23.425 30.189 24.611 25.209 229.2						
11 1'42.364 23.166 30.073 24.177 24.948 232.7							7 1'43.122 23.385 30.215 24.381 25.141 230.7						
12 1'42.436 23.067 30.110 23.874 25.385 230.2							8 1'42.933 23.197 30.321 24.278 25.137 231.7						
17th 5 Tatchakorn BUASRI Honda Team Asia THA Runs=1 Total laps=12 Full laps=11 Valid laps=11							9 1'43.191 23.294 30.439 24.092 25.366 231.7						
1 1'50.243 27.368 31.496 25.442 25.937 233.2							10 1'43.025 23.245 30.237 24.362 25.181 228.3						
2 1'45.352 23.542 30.805 25.128 25.877 235.8							11 1'42.931 23.201 30.271 24.207 25.252 233.7						
3 1'43.593 23.375 30.528 24.360 25.330 232.7							12 1'43.026 23.293 29.991 24.243 25.499 227.3						
4 1'43.065 23.297 30.369 24.091 25.308 231.2							21st 18 Matteo BERTELLE Kopron Rivacold Snip ITA Runs=1 Total laps=12 Full laps=11 Valid laps=10						
5 1'42.534 23.153 30.148 24.164 25.069 231.7							1 1'49.609 26.326 31.664 25.376 26.243 235.2						
6 1'42.786 23.301 30.111 23.960 25.414 229.7							2 1'44.992 23.607 31.009 24.707 25.669 234.2						
7 1'42.478 23.269 30.131 23.987 25.091 228.8							3 1'44.010 23.488 30.723 24.389 25.410 231.2						
8 1'42.553 23.363 30.154 23.974 25.062 230.2							4 1'43.340 23.405 30.306 24.239 25.390 231.2						
9 1'44.259 23.253 30.210 25.480 25.316 231.7							5 1'43.236 23.477 30.327 24.220 25.212 231.2						
10 1'43.417 23.498 30.437 24.222 25.260 226.4							6 1'42.759 * 23.426 30.196 23.884 25.253 229.7						
11 1'43.165 23.521 30.322 24.119 25.203 225.4							7 1'43.107 23.529 30.182 24.114 25.282 229.7						
12 1'43.526 23.475 30.376 24.466 25.209 225.4							8 1'43.405 23.507 30.195 24.245 25.458 227.3						
18th 85 Xabi ZURUTUZA Red Bull KTM Ajo SPA Runs=1 Total laps=12 Full laps=11 Valid laps=10							9 1'43.778 23.604 30.388 24.247 25.539 226.4						
1 1'51.239 27.363 31.834 25.585 26.457 231.7							10 1'44.005 23.562 30.766 24.487 25.190 226.4						
							11 1'43.191 23.378 30.317 24.185 25.311 228.8						
							12 1'43.580 23.415 30.106 24.180 25.879 229.7						

Fastest Lap: Luca LUNETTA SIC58 Squadra Corse ITA 1'41.231 23.014 29.834 23.564 24.819

These data/results cannot be reproduced, stored and/or transmitted in whole or in part by any manner of electronic, mechanical, photocopying, recording, broadcasting or otherwise now known or herein after developed without the previous express consent by the copyright owner, except for reproduction in daily press and regular printed publications on sale to the public within 60 days of the event related to those data/results and always provided that copyright symbol appears together as follows below.
© DORNA, 2024

Race

Moto3

Lap	Lap Time	T1	T2	T3	T4	Speed	Lap	Lap Time	T1	T2	T3	T4	Speed	
22nd	31	Adrian FERNANDEZ Leopard Racing SPA						26th	8	Eddie O'SHEA FleetSafe Honda - ML GBR				
	Runs=1	Total laps=12			Full laps=11		Valid laps=10		Runs=1	Total laps=9		Full laps=7		Valid laps=7
1	1'47.060	25.967	30.863	24.786	25.444	230.7	1	1'56.314	27.718	32.840	27.093	28.663	228.8	
2	1'43.047	23.386	30.299	24.144	25.218	231.2	2	1'54.896	25.522	33.364	27.444	28.566	221.3	
3	1'42.417	23.132	30.062	24.037	25.186	234.2	3	1'54.023	25.066	33.191	27.450	28.316	220.4	
4	1'42.966	22.994	30.383	24.038	25.551	235.8	4	1'53.534	24.932	33.001	27.291	28.310	219.9	
5	1'42.084	23.138	29.964	23.886	25.096	234.7	5	1'53.705	25.035	32.859	27.762	28.049	218.6	
6	1'42.058	23.108	29.913	23.879	25.158	234.2	6	1'53.357	24.909	32.875	27.549	28.024	219.0	
7	1'42.670 *	23.301	30.323*	23.884	25.162	228.3	7	1'52.311	24.745	32.609	27.285	27.672	218.6	
8	1'41.814	23.176	29.886	23.781	24.971	236.3	8	1'52.470	24.793	32.605	27.086	27.986	218.6	
9	1'41.580	23.075	29.900	23.702	24.903	234.7	9	2'07.987 P	24.874	32.611	26.922	43.580	218.6	
10	1'41.385	23.051	29.832	23.618	24.884	232.7								
11	2'17.988	23.099	29.696	55.655	29.538	232.2								
12	1'47.882	24.376	31.929	25.331	26.246	222.2								

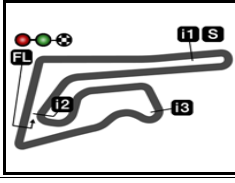
23rd	55	Noah DETTWILER CIP Green Power SWI					
	Runs=1	Total laps=12			Full laps=11		Valid laps=8
1	1'52.361	27.414	32.239	26.070	26.638	230.7	
2	1'47.993 *	24.498	31.581	25.549	26.365*	223.6	
3	1'46.935 *	24.097	31.257	25.254	26.327*	225.0	
4	1'46.429	24.080	31.169	25.163	26.017	224.0	
5	1'45.680 *	23.966	30.910*	24.930	25.874	222.2	
6	1'45.020	23.921	30.754	24.638	25.707	222.2	
7	1'44.654	23.826	30.661	24.630	25.537	222.6	
8	1'45.025	23.809	30.681	24.529	26.006	221.7	
9	1'44.675	23.909	30.701	24.497	25.568	221.3	
10	1'44.433	23.793	30.642	24.447	25.551	221.3	
11	1'44.854	23.839	30.655	24.682	25.678	221.3	
12	1'44.958	23.817	30.584	24.433	26.124	222.2	

24th	36	Angel PIQUERAS Leopard Racing SPA					
	Runs=1	Total laps=10			Full laps=9		Valid laps=9
1	1'46.226	25.053	30.774	24.931	25.468	230.7	
2	1'43.111	23.385	30.153	24.295	25.278	231.7	
3	1'42.636	23.292	30.089	24.003	25.252	233.7	
4	1'43.317	23.223	30.813	24.016	25.265	232.7	
5	1'42.755	23.042	30.058	24.430	25.225	235.2	
6	1'41.864	22.982	29.788	23.825	25.269	235.2	
7	1'42.078	23.054	30.218	23.785	25.021	232.2	
8	1'41.457	22.973	29.771	23.903	24.810	234.2	
9	1'42.470	23.130	29.791	24.385	25.164	232.7	
10	1'41.423	23.092	29.712	23.746	24.873	231.2	
	unfinished	22.922	29.573			235.8	

25th	78	Joel ESTEBAN CFMOTO Gaviota Asp SPA					
	Runs=1	Total laps=9			Full laps=8		Valid laps=7
1	1'49.878	26.540	31.585	25.332	26.421	231.7	
2	1'44.134 *	23.651	30.560*	24.370	25.553	232.7	
3	1'43.421	23.427	30.370	24.327	25.297	230.2	
4	1'42.189	23.233	30.070	23.756	25.130	231.7	
5	1'42.725	23.209	30.052	24.263	25.201	231.2	
6	1'42.838	23.404	30.242	24.144	25.048	226.8	
7	1'42.145	23.178	30.090	23.904	24.973	229.2	
8	1'42.269	23.187	30.191	23.842	25.049	231.7	
9	1'42.426	23.142	30.238	24.096	24.950	233.7	
	unfinished	23.151	29.961			231.7	

Fastest Lap: Luca LUNETTA SIC58 Squadra Corse ITA **1'41.231** 23.014 29.834 23.564 24.819

These data/results cannot be reproduced, stored and/or transmitted in whole or in part by any manner of electronic, mechanical, photocopying, recording, broadcasting or otherwise now known or herein after developed without the previous express consent by the copyright owner, except for reproduction in daily press and regular printed publications on sale to the public within 60 days of the event related to those data/results and always provided that copyright symbol appears together as follows below.
© DORNA, 2024



4554 m.

PT GRAND PRIX OF THAILAND

Race

Analysis by Lap

35

Num Lap Time Gap

Lap	1
66	1'45.510
95	1'45.713 0.203
72	1'46.050 0.540
36	1'46.226 0.716
80	1'46.351 0.841
31	1'47.060 1.550
48	1'47.264 1.754
64	1'47.991 2.481
58	1'48.193 2.683
96	1'48.546 3.036
19	1'48.622 3.112
6	1'48.979 3.469
22	1'49.303 3.793
7	1'49.444 3.934
18	1'49.609 4.099
78	1'49.878 4.368
82	1'50.049 4.539
24	1'50.106 4.596
99	1'50.145 4.635
5	1'50.243 4.733
54	1'50.480 4.970
12	1'50.951 5.441
85	1'51.239 5.729
10	1'51.344 5.834
55	1'52.361 6.851
8	1'56.314 10.804
Lap	2
66	1'43.647
95	1'43.538 0.094
36	1'43.111 0.180
80	1'43.102 0.296
72	1'43.571 0.464
48	1'42.727 0.834
31	1'43.047 0.950
64	1'43.011 1.845
58	1'43.242 2.278
19	1'43.150 2.615
6	1'43.907 3.729
96	1'44.374 3.763
78	1'44.134 4.855
7	1'44.779 5.066
18	1'44.992 5.444
24	1'44.600 5.549
82	1'44.851 5.743
54	1'44.856 6.179
22	1'46.255 6.401
5	1'45.352 6.438
99	1'45.530 6.518
85	1'45.519 7.601
12	1'45.952 7.746
10	1'45.635 7.822
55	1'47.993 11.197
8	1'54.896 22.053
Lap	3
95	1'42.410
80	1'42.413 0.205

36	1'42.636 0.312
72	1'42.465 0.425
66	1'43.095 0.591
48	1'42.396 0.726
31	1'42.417 0.863
64	1'42.576 1.917
58	1'42.364 2.138
19	1'42.381 2.492
6	1'43.312 4.537
96	1'43.806 5.065
78	1'43.421 5.772
24	1'43.253 6.298
82	1'43.206 6.445
7	1'43.961 6.523
54	1'43.040 6.715
18	1'44.010 6.950
5	1'43.593 7.527
99	1'43.903 7.917
22	1'44.359 8.256
10	1'44.086 9.404
85	1'44.462 9.559
12	1'44.478 9.720
55	1'46.935 15.628
8	1'54.023 33.572
Lap	4
80	1'42.710
66	1'42.464 0.140
72	1'42.889 0.399
95	1'43.426 0.511
36	1'43.317 0.714
31	1'42.966 0.914
48	1'43.199 1.010
64	1'42.790 1.792
58	1'42.715 1.938
19	1'42.589 2.166
6	1'42.376 3.998
96	1'42.595 4.745
78	1'42.189 5.046
24	1'42.579 5.962
82	1'42.661 6.191
54	1'43.113 6.913
7	1'43.612 7.220
18	1'43.340 7.375
5	1'43.065 7.677
99	1'43.505 8.507
22	1'43.923 9.264
12	1'43.217 10.022
10	1'43.653 10.142
85	1'43.732 10.376
55	1'46.429 19.142
8	1'53.534 44.191
Lap	5
72	1'41.859
80	1'42.771 0.513
31	1'42.084 0.740
95	1'42.632 0.885
48	1'42.383 1.135
36	1'42.755 1.211

66	1'43.487 1.369
64	1'42.362 1.896
58	1'42.398 2.078
19	1'42.331 2.239
78	1'42.725 5.513
96	1'43.194 5.681
6	1'44.309 6.049
82	1'42.332 6.265
24	1'42.677 6.381
54	1'42.829 7.484
7	1'42.856 7.818
5	1'42.534 7.953
18	1'43.236 8.353
99	1'43.379 9.628
22	1'43.087 10.093
10	1'43.759 11.643
85	1'43.846 11.964
12	1'44.754 12.518
55	1'45.680 22.564
8	1'53.705 55.638
Lap	6
72	1'41.992
31	1'42.058 0.806
80	1'42.452 0.973
36	1'41.864 1.083
95	1'42.304 1.197
48	1'42.194 1.337
66	1'42.341 1.718
58	1'41.754 1.840
64	1'42.185 2.089
19	1'41.999 2.246
6	1'42.120 6.177
78	1'42.838 6.359
82	1'42.259 6.532
24	1'42.308 6.697
96	1'43.140 6.829
54	1'42.610 8.102
7	1'42.700 8.526
5	1'42.786 8.747
18	1'42.759 9.120
99	1'43.614 11.250
22	1'43.434 11.535
10	1'42.894 12.545
85	1'42.860 12.832
12	1'42.866 13.392
55	1'45.020 25.592
8	1'53.357 107.003
Lap	7
72	1'42.119
80	1'41.603 0.457
95	1'41.644 0.722
48	1'41.697 0.915
36	1'42.078 1.042
58	1'41.620 1.341
31	1'42.670 1.357
66	1'42.509 2.108
64	1'42.309 2.279
19	1'42.328 2.455

6	1'42.163 6.221
78	1'42.145 6.385
82	1'42.101 6.514
24	1'42.111 6.689
96	1'42.218 6.928
54	1'42.288 8.271
7	1'42.427 8.834
5	1'42.478 9.106
18	1'43.107 10.108
99	1'43.068 12.199
22	1'43.122 12.538
10	1'42.460 12.886
85	1'42.343 13.056
12	1'42.535 13.808
55	1'44.654 28.127
8	1'52.311 1'17.195
Lap	8
80	1'41.602
72	1'42.129 0.070
36	1'41.457 0.440
48	1'41.795 0.651
95	1'42.070 0.733
58	1'41.748 1.030
31	1'41.814 1.112
66	1'41.866 1.915
64	1'41.877 2.097
19	1'41.858 2.254
6	1'42.002 6.164
82	1'41.916 6.371
78	1'42.269 6.595
24	1'42.129 6.759
96	1'42.609 7.478
54	1'42.559 8.771
7	1'42.586 9.361
5	1'42.553 9.600
18	1'43.405 11.454
99	1'43.132 13.272
22	1'42.933 13.412
10	1'42.854 13.681
85	1'42.851 13.848
12	1'42.323 14.072
55	1'45.025 31.093
8	1'52.470 1'27.606
Lap	9
80	1'41.583
72	1'41.674 0.161
48	1'41.464 0.532
95	1'41.524 0.674
58	1'41.321 0.768
31	1'41.580 1.109
36	1'42.470 1.327
66	1'41.408 1.740
64	1'41.425 1.939
19	1'41.999 2.670
6	1'42.033 6.614
82	1'42.025 6.813
24	1'41.936 7.112
78	1'42.426 7.438

96	1'42.338 8.233
54	1'42.288 9.476
7	1'42.832 10.610
5	1'44.259 12.276
18	1'43.778 13.649
99	1'42.589 14.278
10	1'42.553 14.651
12	1'42.398 14.887
22	1'43.191 15.020
85	1'42.929 15.194
55	1'44.675 34.185
8	2'07.987 1'54.010
Lap	10
80	1'41.512
72	1'41.518 0.167
48	1'41.351 0.371
58	1'41.231 0.487
95	1'41.558 0.720
31	1'41.385 0.982
36	1'41.423 1.238
66	1'41.298 1.526
64	1'41.510 1.937
19	1'42.082 3.240
82	1'41.734 7.035
24	1'41.953 7.553
6	1'43.115 8.217
96	1'42.612 9.333
54	1'42.228 10.192
7	1'43.324 12.422
5	1'43.417 14.181
99	1'42.572 15.338
12	1'42.161 15.536
18	1'44.005 16.142
85	1'42.629 16.311
10	1'43.277 16.416
22	1'43.025 16.533
55	1'44.433 37.106
Lap	11
80	1'41.449
48	1'41.254 0.176
72	1'41.532 0.250
58	1'41.405 0.443
95	1'41.443 0.714
66	1'41.476 1.553
64	1'41.598 2.086
19	1'42.342 4.133
82	1'42.008 7.594
24	1'41.986 8.090
6	1'42.057 8.825
54	1'42.682 10.566
7	1'42.822 13.795
5	1'43.165 15.897
99	1'42.326 16.215
12	1'42.364 16.451
85	1'42.643 17.505
10	1'42.723 17.690
18	1'43.191 17.884

Lapped rider

These data/results cannot be reproduced, stored and/or transmitted in whole or in part by any manner of electronic, mechanical, photocopying, recording, broadcasting or otherwise now known or herein after developed without the previous express consent by the copyright owner, except for reproduction in daily press and regular printed publications on sale to the public within 60 days of the event related to those data/results and always provided that copyright symbol appears together as follows below.



Num Lap Time Gap

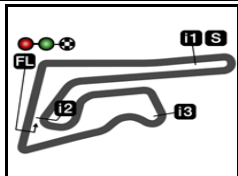
22	1'42.931	18.015
31	2'17.988	37.521
55	1'44.854	40.511

Lap 12

80	1'41.797	
58	1'41.707	0.353
95	1'41.605	0.522
48	1'42.557	0.936
72	1'43.230	1.683
64	1'42.203	2.492
66	1'43.050	2.806
19	1'42.686	5.022
82	1'41.844	7.641
24	1'42.015	8.308
6	1'42.012	9.040
96	1'42.871	11.640
54	1'42.662	11.697
7	1'42.991	14.989
99	1'42.527	16.945
12	1'42.436	17.090
5	1'43.526	17.626
10	1'43.298	19.191
22	1'43.026	19.244
85	1'43.731	19.439
18	1'43.580	19.667
31	1'47.882	43.606
55	1'44.958	43.672

Lapped rider

These data/results cannot be reproduced, stored and/or transmitted in whole or in part by any manner of electronic, mechanical, photocopying, recording, broadcasting or otherwise now known or herein after developed without the previous express consent by the copyright owner, except for reproduction in daily press and regular printed publications on sale to the public within 60 days of the event related to those data/results and always provided that copyright symbol appears together as follows below.
© DORNA, 2024



4554 m.

PT GRAND PRIX OF THAILAND

2024 Rookie of the Year Classification

36

Rider	Nation	Points	Leader	Previous	QAT	POR	AME	SPA	FRA	CAT	ITA	NED	GER	GBR	AUT	ARA	RSM	EMI	INA	JPN	AUS	THA	MAL	VAL
1 PIQUERAS Angel	SPA	137			4	-	16	6	6	4	5	8	11	-	13	-	25	20	13	-	6	-		
2 LUNETTA Luca	ITA	106	31	31	1	-	-	-	5	9	9	10	-	-	-	16	7	10	11	-	8	20		
3 ROULSTONE Jacob	AUS	53	84	53	6	5	8	4	4	8	7	2	-	-	2	-	4	-	-	-	3	-		
4 ESTEBAN Joel	SPA	45	92	8	5	8	7	-	13	2	-	1	2	3	-	1	-	-	2	1	-	-		
5 ZURUTUZA Xabi	SPA	11	126	34	-	-	3	-	-	-	-	-	-	-	-	8	-	-	-	-	-	-		
6 DETTWILER Noah	SWI	2	135	9	-	-	2	-	-	-	-	-	-	-	-	-	-	-	-	-	-	-		

These data/results cannot be reproduced, stored and/or transmitted in whole or in part by any manner of electronic, mechanical, photocopying, recording, broadcasting or otherwise now known or herein after developed without the previous express consent by the copyright owner, except for reproduction in daily press and regular printed publications on sale to the public within 60 days of the event related to those data/results and always provided that copyright symbol appears together as follows below.
© DORNA, 2024



4554 m.

2024 Riders Performance

(Qualifying Position - Starting Position - Race Position)

37

Rider	Points	QAT	POR	AME	SPA	FRA	CAT	ITA	NED	GER	GBR	AUT	ARA	RSM	EMI	INA	JPN	AUS	THA	MAL	VAL
1 ALONSO David	371	8	3	1	1	1	6	1	13	2	4	6	1	1	2	5	3	10	5		
		8-1	3-4	1-1	1-11	1-1	6-1	1-1	13-5	2-1	4-2	6-1	1-4	1-7	2-1	5-1	3-1	10-1	5-1	-	-
2 HOLGADO Daniel	236	1	4	3	18	2	9	5	15	13	8	4	7	7	11	14	9	14	7		
		1-2	4-1	2-2	18-7	2-2	9-6	5-14	15-11	13-7	8-4	4-3	7-9	7-2	11-4	14-6	9-4	14-2	7-12	-	-
3 VEIJER Collin	225	10	6	4	3	5	2	4	3	1	2	3	9	5	6	2	2	2	2		
		10-5	6-6	3-NC	3-1	5-3	2-4	4-2	3-2	1-18	2-3	3-5	9-2	5-5	6-3	2-NC	2-2	2-18	2-3	-	-
4 ORTOLA Ivan	204	2	7	14	7	6	1	2	4	12	1	1	10	3	4	1	1	1	9		
		2-9	7-3	13-NC	7-3	6-5	1-2	2-6	4-1	12-3	1-1	28-9	10-12	3-3	4-5	1-9	1-16	1-NC	9-4	-	-
5 MUÑOZ David	162	13	13	8	2	8	7	14	11	6	21	9	3	14	8	13	8	4	17		
		26-16	13-9	7-5	2-2	8-NC	7-5	14-5	11-3	6-8	21-12	9-2	3-7	14-NL	8-NC	13-3	8-8	4-5	17-6	-	-
6 FERNANDEZ Adrian	153	4	15	12	12	4	8	17	8	4	12	12	17	8	7	4	7	3	11		
		4-NC	15-10	11-11	12-6	4-6	8-10	17-8	8-7	4-4	12-8	12-6	17-11	8-13	7-8	4-2	7-3	3-3	11-22	-	-
7 PIQUERAS Angel	137	12	19	18	6	9	13	20	1	14	11	8	4	4	3	9	4	8	3		
		12-12	19-NC	17-3	6-10	9-10	13-12	20-11	1-8	14-5	11-NC	8-4	4-NC	4-1	3-2	9-4	4-NC	8-10	3-NC	-	-
8 RUEDA Jose Antonio	129	3	1	2		3	3	3	7	5	10	5	2	12	9	10	14	15	16		
		3-NC	1-2	-NS	-	3-8	3-3	3-15	7-4	5-NC	10-9	5-7	2-1	12-NL	9-10	10-11	14-5	15-9	16-15	-	-
9 KELSO Joel	124	6	2	5	4	7	14	9	14	15	3	2	5	6	10	8	6	7	1		
		6-8	2-5	4-7	4-5	7-13	14-NC	9-12	14-12	15-11	3-7	2-8	5-5	6-6	10-7	8-8	6-21	7-11	1-7	-	-
10 YAMANAKA Ryusei	111	15	17	24	5	10	5	13	5	11	5	10	25	13	15	17	5	11	12		
		15-NC	17-NC	23-4	5-4	10-7	5-11	13-3	5-10	11-6	5-6	10-13	24-19	13-17	15-15	17-17	5-6	11-6	12-11	-	-
11 FURUSATO Taiyo	108	18	21	10	21	17	4	8	2	8		17	15	9	1	3	13	9	4		
		18-3	21-17	9-NC	21-17	17-14	4-NC	8-4	2-13	8-2	-	17-15	15-6	9-4	1-13	3-NC	13-9	9-7	4-5	-	-
12 LUNETTA Luca	106	14	25	11	20	15	10	6	10	3		16	6	2	12	6	12	12	10		
		14-15	25-22	10-19	20-20	15-11	10-7	6-7	10-6	3-NC	-	16-17	6-3	2-9	12-6	6-5	12-NC	12-8	10-2	-	-
13 SUZUKI Tatsuki	88	19	20	16	9	14	21	15	12	9	9	13	19	23	17	7	17	17	20		
		19-7	20-12	15-6	9-25	14-9	21-15	15-NC	12-NC	9-9	9-10	13-12	19-14	23-8	17-11	7-7	17-7	17-15	20-10	-	-

NC=Not classified NL=Not finished first lap NP=Not started race re-start N2=Not finished first lap race re-start EX=Excluded NS=Not Started DS=Disqualified

These data/results cannot be reproduced, stored and/or transmitted in whole or in part by any manner of electronic, mechanical, photocopying, recording, broadcasting or otherwise now known or herein after developed without the previous express consent by the copyright owner, except for reproduction in daily press and regular printed publications on sale to the public within 60 days of the event related to those data/results and always provided that copyright symbol appears together as follows below.
© DORNA, 2024

Rider	Points	QAT	POR	AME	SPA	FRA	CAT	ITA	NED	GER	GBR	AUT	ARA	RSM	EMI	INA	JPN	AUS	THA	MAL	VAL
14 NEPA Stefano	85	16	10	9	11	23	11	12	6	10	7	14	11	10	5	11	11	6	14		
		16-6	10-7	8-18	11-9	23-17	11-13	12-NC	6-9	10-12	7-5	14-NC	11-13	10-14	5-14	11-15	11-10	6-4	14-9	-	-
15 ROULSTONE Jacob	53	17	14	6	17	11	16	7	20	17	6	15	18	17	19	19	21	13	19		
		17-10	14-11	5-8	17-12	11-12	16-8	7-9	20-14	16-NC	6-17	15-14	18-21	17-12	19-21	19-16	21-17	13-13	19-16	-	-
16 BERTELLE Matteo	49	5	12	7	19	19	12	22	16	18	13	7	8	16	14	24	15	18	13		
		5-NC	12-DS	6-10	19-14	19-NC	12-17	22-10	16-21	24-15	13-11	7-11	8-10	16-NC	14-9	23-12	15-11	18-14	13-21	-	-
17 ESTEBAN Joel	45	23	11	17	8	16	15	19	9	16	22	18	13	24	22	23	19	21	18		
		23-11	11-8	16-9	8-NC	16-4	15-14	19-18	9-15	23-14	22-13	18-25	13-15	24-22	22-20	22-14	19-15	21-16	18-NC	-	-
18 ROSSI Riccardo	33	7	5	21	14	13	18	10	19	22	18	23	23	15	20	18	16	23	24		
		7-4	5-NC	20-16	14-18	13-NC	18-NC	10-13	19-18	18-19	18-14	23-10	23-20	15-NL	20-23	18-NC	16-14	23-12	24-13	-	-
19 FARIOLI Filippo	29	11	8	13	15	21	20	16	23	21	16	21	16	11	13	16	18	16	15		
		11-NC	8-16	12-15	15-13	21-NC	20-9	16-19	23-22	26-13	16-16	21-26	16-NC	11-10	13-12	16-NC	18-13	16-NC	15-14	-	-
20 OGDEN Scott	23	20	9	15	13	12	19	18	17	7	17	27	12	20	16	12	20	5	6		
		20-13	9-14	14-DS	13-19	12-NC	19-16	18-17	17-17	7-10	17-NC	27-19	12-16	20-15	16-18	12-13	20-19	5-22	6-8	-	-
21 CARRARO Nicola	22	22	16	20	10	20	25	21	22	23	15	19	24	21	21	21	23	19	23		
		22-14	16-15	19-12	10-8	20-19	25-18	21-16	22-16	19-17	15-15	19-16	-NS	21-16	21-16	20-10	23-NC	19-NC	23-19	-	-
22 ZURUTUZA Xabi	11			23	26	18	23	11	21	19	14	11	21	22	23	27	22	22	21		
		-	-	22-13	26-22	18-16	23-19	11-NP	21-19	17-16	14-NC	11-18	21-8	22-18	23-19	26-NC	22-18	22-17	21-18	-	-
23 ALMANSA David	11			25	16	22	17	24	18	25	23	24	14	19	18	15	10	20	8		
		-	-	-NS	16-15	22-15	17-NC	24-21	18-NC	21-20	23-18	24-20	14-18	19-11	18-17	15-NC	10-12	20-NC	8-20	-	-
24 PEREZ Vicente	3	9	18		24						20	22	26	18	24						
		9-NC	18-13	-	24-16	-	-	-	-	-	-	20-NC	22-23	-NS	18-NC	-NS	-	-	-	-	-
25 DETTWILER Noah	2	25	26	22	23	24	24	26	25	26	24	26	20	25	25	26	24	24	26		
		25-17	26-19	21-14	23-21	24-18	24-21	26-20	25-23	22-23	24-20	26-24	20-17	25-20	25-22	25-18	24-NL	24-21	26-23	-	-
26 WHATLEY Joshua	0	21	22	19	22	25	26	23	24	20											
		21-18	22-18	18-17	22-23	25-21	26-20	23-23	24-24	25-21	-	-	-	-	-	-	-	-	-	-	-
27 BUASRI Tatchakorn	0	24	23	26	25	26	22	25	26	24	19	20	27	26	26	25	25	26	25		
		24-19	23-20	-NS	25-24	26-20	22-22	25-22	26-20	20-22	19-19	20-21	25-NC	26-21	26-NC	24-NC	25-NC	26-20	25-17	-	-
28 ROSENTHALER Jakob	0											25		27							
		-	-	-	-	-	-	-	-	-	-	-	25-22	-	27-19	-	-	-	-	-	-
29 O'SHEA Eddie	0															20		25	22		
		-	-	-	-	-	-	-	-	-	-	-	-	-	-	-NS	-	25-19	22-NC	-	-

NC=Not classified NL=Not finished first lap NP=Not started race re-start N2=Not finished first lap race re-start EX=Excluded NS=Not Started DS=Disqualified

These data/results cannot be reproduced, stored and/or transmitted in whole or in part by any manner of electronic, mechanical, photocopying, recording, broadcasting or otherwise now known or herein after developed without the previous express consent by the copyright owner, except for reproduction in daily press and regular printed publications on sale to the public within 60 days of the event related to those data/results and always provided that copyright symbol appears together as follows below.
© DORNA, 2024

Official MotoGP Timing by TISSOT
www.motogp.com



	Rider	Points	QAT	POR	AME	SPA	FRA	CAT	ITA	NED	GER	GBR	AUT	ARA	RSM	EMI	INA	JPN	AUS	THA	MAL	VAL
30	WAKAMATSU Rei	0																26				
			-	-	-	-	-	-	-	-	-	-	-	-	-	-	-	26-20	-	-	-	-
31	SHAHRIL Danial	0										25										
			-	-	-	-	-	-	-	-	-	25-21	-	-	-	-	-	-	-	-	-	-
32	AL SAHOUTI Hamad	0		24																		
			-	24-21	-	-	-	-	-	-	-	-	-	-	-	-	-	-	-	-	-	-
33	ADITAMA Arbi	0						27						22			22					
			-	-	-	-	-	27-23	-	-	-	-	-	22-22	-	-	21-NC	-	-	-	-	-

NC=Not classified NL=Not finished first lap NP=Not started race re-start N2=Not finished first lap race re-start EX=Excluded NS=Not Started DS=Disqualified

These data/results cannot be reproduced, stored and/or transmitted in whole or in part by any manner of electronic, mechanical, photocopying, recording, broadcasting or otherwise now known or herein after developed without the previous express consent by the copyright owner, except for reproduction in daily press and regular printed publications on sale to the public within 60 days of the event related to those data/results and always provided that copyright symbol appears together as follows below.
© DORNA, 2024

Official MotoGP Timing by **TISSOT**
www.motogp.com





4554 m.

PT GRAND PRIX OF THAILAND
Official Starting Grid

Race : 12 laps = 54.648 km



1	1 1'40.603 66 Joel KELSO KTM	2 1'40.676 95 Collin VEIJER Husqvarna	3 1'40.727 36 Angel PIQUERAS Honda
2	4 1'40.865 72 Taiyo FURUSATO Honda	5 1'40.959 80 David ALONSO CFMOTO	6 1'41.019 19 Scott OGDEN Honda
3	7 1'41.117 96 Daniel HOLGADO GASGAS	8 1'41.174 22 David ALMANSA Honda	9 1'41.186 48 Ivan ORTOLA KTM
4	10 1'41.223 58 Luca LUNETTA Honda	11 1'41.258 31 Adrian FERNANDEZ Honda	12 1'41.390 6 Ryusei YAMANAKA KTM
5	13 1'41.415 18 Matteo BERTELLE Honda	14 1'41.578 82 Stefano NEPA KTM	15 1'41.696 7 Filippo FARIOLI Honda
6	16 1'41.713 99 Jose Antonio RUEDA KTM	17 1'41.851 64 David MUÑOZ KTM	18 1'42.669 78 Joel ESTEBAN CFMOTO
7	19 1'41.494 12 Jacob ROULSTONE GASGAS	20 1'41.562 24 Tatsuki SUZUKI Husqvarna	21 1'41.622 85 Xabi ZURUTUZA KTM
8	22 1'41.643 8 Eddie O'SHEA Honda	23 1'41.762 10 Nicola CARRARO KTM	24 1'42.172 54 Riccardo ROSSI KTM

The results are provisional until the end of the limit for protest and appeals and until the ratification of the Event Management Committee.

Time limit for protest expires 60' at the latest after publication of the results - Time:

These data/results cannot be reproduced, stored and/or transmitted in whole or in part by any manner of electronic, mechanical, photocopying, recording, broadcasting or otherwise now known or herein after developed without the previous express consent by the copyright owner, except for reproduction in daily press and regular printed publications on sale to the public within 60 days of the event related to those data/results and always provided that copyright symbol appears together as follows below.

© DORNA, 2024



PT GRAND PRIX OF THAILAND Official Starting Grid

4554 m.

Race : 12 laps = 54.648 km

9

25
1'42.547
5 Tatchakorn BUASRI
Honda

26
1'43.486
55 Noah DETTWILER
KTM

The results are provisional until the end of the limit for protest and appeals and until the ratification of the Event Management Committee.

Time limit for protest expires 60' at the latest after publication of the results - Time:

These data/results cannot be reproduced, stored and/or transmitted in whole or in part by any manner of electronic, mechanical, photocopying, recording, broadcasting or otherwise now known or herein after developed without the previous express consent by the copyright owner, except for reproduction in daily press and regular printed publications on sale to the public within 60 days of the event related to those data/results and always provided that copyright symbol appears together as follows below.

© DORNA, 2024

Official MotoGP Timing by **TISSOT**
www.motogp.com

Buriram, Sunday, October 27, 2024





4554 m.

PT GRAND PRIX OF THAILAND

Race

Top Speed & Average



Rider	Nation	Motorcycle	Top 5 speeds					Average	Top
24 Tatsuki SUZUKI	JPN	HUSQVARNA	240.0	237.3	237.3	235.8	235.2	237.1	240.0
80 David ALONSO	COL	CFMOTO	237.3	235.8	234.7	232.2	230.7	234.1	237.3
82 Stefano NEPA	ITA	KTM	237.3	236.8	236.3	236.3	236.3	236.6	237.3
48 Ivan ORTOLA	SPA	KTM	236.8	236.8	236.8	235.8	235.8	236.4	236.8
64 David MUÑOZ	SPA	KTM	236.8	235.2	234.2	233.2	232.7	234.4	236.8
95 Collin VEIJER	NED	HUSQVARNA	236.8	236.3	234.7	234.2	233.2	235.0	236.8
10 Nicola CARRARO	ITA	KTM	236.3	235.8	235.8	234.7	234.2	235.4	236.3
31 Adrian FERNANDEZ	SPA	HONDA	236.3	235.8	234.7	234.7	234.2	235.0	236.3
99 Jose Antonio RUEDA	SPA	KTM	236.3	234.2	233.2	232.7	232.2	233.7	236.3
5 Tatchakorn BUASRI	THA	HONDA	235.8	233.2	232.7	231.7	231.7	233.0	235.8
19 Scott OGDEN	GBR	HONDA	235.8	233.7	233.2	233.2	233.2	233.7	235.8
22 David ALMANSA	SPA	HONDA	235.8	233.7	232.2	231.7	231.7	232.6	235.8
36 Angel PIQUERAS	SPA	HONDA	235.8	235.2	235.2	234.2	233.7	234.8	235.8
58 Luca LUNETTA	ITA	HONDA	235.8	235.2	234.7	234.7	234.2	234.8	235.8
66 Joel KELSO	AUS	KTM	235.8	235.8	231.7	231.2	230.7	233.0	235.8
6 Ryusei YAMANAKA	JPN	KTM	235.2	234.7	231.7	231.2	230.7	232.4	235.2
18 Matteo BERTELLE	ITA	HONDA	235.2	234.2	231.2	231.2	231.2	232.6	235.2
7 Filippo FARIOLI	ITA	HONDA	234.7	233.2	231.2	230.2	229.7	231.8	234.7
85 Xabi ZURUTUZA	SPA	KTM	234.7	234.2	233.7	233.7	232.7	233.6	234.7
72 Taiyo FURUSATO	JPN	HONDA	234.2	232.2	232.2	231.7	230.2	232.1	234.2
12 Jacob ROULSTONE	AUS	GASGAS	233.7	233.2	233.2	232.7	232.7	233.1	233.7
54 Riccardo ROSSI	ITA	KTM	233.7	233.7	233.2	232.7	231.2	232.9	233.7
78 Joel ESTEBAN	SPA	CFMOTO	233.7	232.7	231.7	231.7	231.7	232.2	233.7
96 Daniel HOLGADO	SPA	GASGAS	233.7	233.2	233.2	232.7	232.2	233.0	233.7
55 Noah DETTWILER	SWI	KTM	230.7	225.0	224.0	223.6	222.6	225.2	230.7
8 Eddie O'SHEA	GBR	HONDA	228.8	221.3	220.4	219.9	219.0	221.9	228.8

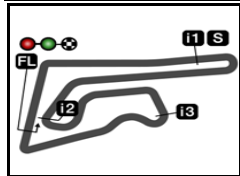
These data/results cannot be reproduced, stored and/or transmitted in whole or in part by any manner of electronic, mechanical, photocopying, recording, broadcasting or otherwise now known or herein after developed without the previous express consent by the copyright owner, except for reproduction in daily press and regular printed publications on sale to the public within 60 days of the event related to those data/results and always provided that copyright symbol appears together as follows below.

© DORNA, 2024

Official MotoGP Timing by TISSOT
www.motogp.com



Buriram, Sunday, October 27, 2024



4554 m.

PT GRAND PRIX OF THAILAND
Race
Fastest Laps Sequence

Lap	Race Time	 Rider	Nation	Motorcycle	Time	Km/h	Riders's Lap
2	3'29.157	66 Joel KELSO	AUS	KTM	1'43.647	158.1	2
2	3'29.251	95 Collin VEIJER	NED	HUSQVARNA	1'43.538	158.3	2
2	3'29.337	36 Angel PIQUERAS	SPA	HONDA	1'43.111	158.9	2
2	3'29.453	80 David ALONSO	COL	CFMOTO	1'43.102	159.0	2
2	3'29.991	48 Ivan ORTOLA	SPA	KTM	1'42.727	159.5	2
3	5'11.661	95 Collin VEIJER	NED	HUSQVARNA	1'42.410	160.0	3
3	5'12.387	48 Ivan ORTOLA	SPA	KTM	1'42.396	160.1	3
3	5'13.799	58 Luca LUNETTA	ITA	HONDA	1'42.364	160.1	3
4	6'59.622	78 Joel ESTEBAN	SPA	CFMOTO	1'42.189	160.4	4
5	8'36.834	72 Taiyo FURUSATO	JPN	HONDA	1'41.859	160.9	5
6	10'20.666	58 Luca LUNETTA	ITA	HONDA	1'41.754	161.1	6
7	12'01.402	80 David ALONSO	COL	CFMOTO	1'41.603	161.3	7
8	13'43.004	80 David ALONSO	COL	CFMOTO	1'41.602	161.3	8
8	13'43.444	36 Angel PIQUERAS	SPA	HONDA	1'41.457	161.5	8
9	15'25.355	58 Luca LUNETTA	ITA	HONDA	1'41.321	161.8	9
10	17'06.586	58 Luca LUNETTA	ITA	HONDA	1'41.231	161.9	10

These data/results cannot be reproduced, stored and/or transmitted in whole or in part by any manner of electronic, mechanical, photocopying, recording, broadcasting or otherwise now known or herein after developed without the previous express consent by the copyright owner, except for reproduction in daily press and regular printed publications on sale to the public within 60 days of the event related to those data/results and always provided that copyright symbol appears together as follows below.

© DORNA, 2024

Official MotoGP Timing by TISSOT
 www.motogp.com



Buriram, Sunday, October 27, 2024