


4554 m.

PT GRAND PRIX OF THAILAND
Free Practice Nr. 1
Classification

3

	Rider	Nation	Team	Motorcycle	Time	Lap	Total	Gap	Top Speed
1	72 Marco BEZZECCHI	ITA	Pertamina Enduro VR46 Racing Te	DUCATI	1'30.492	7	20		332.3
2	89 Jorge MARTIN	SPA	Prima Pramac Racing	DUCATI	1'30.530	7	21	0.038 0.038	336.4
3	1 Francesco BAGNAIA	ITA	Ducati Lenovo Team	DUCATI	1'30.692	6	20	0.200 0.162	334.3
4	93 Marc MARQUEZ	SPA	Gresini Racing MotoGP	DUCATI	1'30.751	14	19	0.259 0.059	332.3
5	73 Alex MARQUEZ	SPA	Gresini Racing MotoGP	DUCATI	1'30.849	16	17	0.357 0.098	329.2
6	23 Enea BASTIANINI	ITA	Ducati Lenovo Team	DUCATI	1'30.860	19	19	0.368 0.011	334.3
7	31 Pedro ACOSTA	SPA	Red Bull GASGAS Tech3	KTM	1'30.906	7	20	0.414 0.046	335.4
8	43 Jack MILLER	AUS	Red Bull KTM Factory Racing	KTM	1'30.999	7	22	0.507 0.093	333.3
9	30 Takaaki NAKAGAMI	JPN	IDEMITSU Honda LCR	HONDA	1'31.022	12	21	0.530 0.023	329.2
10	20 Fabio QUARTARARO	FRA	Monster Energy Yamaha MotoGP	YAMAHA	1'31.140	9	20	0.648 0.118	330.2
11	33 Brad BINDER	RSA	Red Bull KTM Factory Racing	KTM	1'31.147	6	19	0.655 0.007	331.2
12	21 Franco MORBIDELLI	ITA	Prima Pramac Racing	DUCATI	1'31.171	14	19	0.679 0.024	333.3
13	49 Fabio DI GIANNANTONIO	ITA	Pertamina Enduro VR46 Racing Te	DUCATI	1'31.172	13	19	0.680 0.001	328.2
14	10 Luca MARINI	ITA	Repsol Honda Team	HONDA	1'31.186	13	21	0.694 0.014	330.2
15	12 Maverick VIÑALES	SPA	Aprilia Racing	APRILIA	1'31.199	18	18	0.707 0.013	329.2
16	5 Johann ZARCO	FRA	CASTROL Honda LCR	HONDA	1'31.249	20	20	0.757 0.050	329.2
17	25 Raul FERNANDEZ	SPA	Trackhouse Racing	APRILIA	1'31.392	11	17	0.900 0.143	330.2
18	36 Joan MIR	SPA	Repsol Honda Team	HONDA	1'31.420	13	18	0.928 0.028	328.2
19	42 Alex RINS	SPA	Monster Energy Yamaha MotoGP	YAMAHA	1'31.513	9	20	1.021 0.093	331.2
20	37 Augusto FERNANDEZ	SPA	Red Bull GASGAS Tech3	KTM	1'31.543	11	19	1.051 0.030	331.2
21	41 Aleix ESPARGARO	SPA	Aprilia Racing	APRILIA	1'32.001	4	4	1.509 0.458	330.2
22	32 Lorenzo SAVADORI	ITA	Trackhouse Racing	APRILIA	1'32.580	8	16	2.088 0.579	323.3

Practice condition: Dry
 Air: 30°
 Humidity: 65%
 Ground: 47°

Fastest Lap:	Lap: 7	Marco BEZZECCHI	1'30.492	181.1 Km/h
Best Race Lap:	2023	Marco BEZZECCHI	1'30.896	180.3 Km/h
All-Time Lap Record:	2023	Jorge MARTIN	1'29.287	183.6 Km/h

The results are provisional until the end of the limit for protest and appeals.

Time limit for protest expires 60' after publication of the results - Time:

These data/results cannot be reproduced, stored and/or transmitted in whole or in part by any manner of electronic, mechanical, photocopying, recording, broadcasting or otherwise now known or herein after developed without the previous express consent by the copyright owner, except for reproduction in daily press and regular printed publications on sale to the public within 60 days of the event related to those data/results and always provided that copyright symbol appears together as follows below.

© DORNA, 2024



4554 m.

PT GRAND PRIX OF THAILAND

Free Practice Nr. 1

Top Speed & Average

4



Rider	Nation	Motorcycle	Top 5 speeds					Average	Top
89 Jorge MARTIN	SPA	DUCATI	336.4	334.3	334.3	333.3	333.3	334.2	336.4
31 Pedro ACOSTA	SPA	KTM	335.4	334.3	334.3	334.3	334.3	334.5	335.4
1 Francesco BAGNAIA	ITA	DUCATI	334.3	333.3	332.3	332.3	332.3	332.7	334.3
23 Enea BASTIANINI	ITA	DUCATI	334.3	333.3	333.3	332.3	332.3	333.0	334.3
21 Franco MORBIDELLI	ITA	DUCATI	333.3	333.3	332.3	329.2	329.2	331.1	333.3
43 Jack MILLER	AUS	KTM	333.3	330.2	330.2	330.2	329.2	330.6	333.3
72 Marco BEZZECCHI	ITA	DUCATI	332.3	330.2	330.2	330.2	329.2	329.9	332.3
93 Marc MARQUEZ	SPA	DUCATI	332.3	330.2	330.2	330.2	330.2	330.5	332.3
33 Brad BINDER	RSA	KTM	331.2	331.2	331.2	329.2	329.2	330.4	331.2
37 Augusto FERNANDEZ	SPA	KTM	331.2	331.2	331.2	331.2	331.2	331.2	331.2
42 Alex RINS	SPA	YAMAHA	331.2	328.2	326.2	325.3	325.3	326.5	331.2
10 Luca MARINI	ITA	HONDA	330.2	328.2	328.2	328.2	327.2	327.9	330.2
20 Fabio QUARTARARO	FRA	YAMAHA	330.2	330.2	329.2	329.2	329.2	329.4	330.2
25 Raul FERNANDEZ	SPA	APRILIA	330.2	328.2	328.2	325.3	325.3	327.4	330.2
41 Aleix ESPARGARO	SPA	APRILIA	330.2	329.2	328.2	325.3	273.4	317.3	330.2
5 Johann ZARCO	FRA	HONDA	329.2	328.2	327.2	326.2	326.2	327.2	329.2
12 Maverick VIÑALES	SPA	APRILIA	329.2	329.2	328.2	328.2	327.2	328.2	329.2
30 Takaaki NAKAGAMI	JPN	HONDA	329.2	328.2	326.2	326.2	325.3	326.5	329.2
73 Alex MARQUEZ	SPA	DUCATI	329.2	328.2	328.2	328.2	328.2	328.4	329.2
36 Joan MIR	SPA	HONDA	328.2	327.2	327.2	327.2	327.2	327.4	328.2
49 Fabio DI GIANNANTONIO	ITA	DUCATI	328.2	328.2	327.2	327.2	327.2	327.4	328.2
32 Lorenzo SAVADORI	ITA	APRILIA	323.3	323.3	323.3	323.3	322.3	323.0	323.3

These data/results cannot be reproduced, stored and/or transmitted in whole or in part by any manner of electronic, mechanical, photocopying, recording, broadcasting or otherwise now known or herein after developed without the previous express consent by the copyright owner, except for reproduction in daily press and regular printed publications on sale to the public within 60 days of the event related to those data/results and always provided that copyright symbol appears together as follows below.

© DORNA, 2024

Official MotoGP Timing by **TISSOT**
www.motogp.com



Buriram, Friday, October 25, 2024



PT GRAND PRIX OF THAILAND
Free Practice Nr. 1
Chronological Analysis of Performances

5

* Lap / Sector time cancelled T1 Time from finish line to 1st intermediate T3 Time from 2nd intermed. to 3rd intermed.
P Crossing the finish line in pit lane T2 Time from 1st intermed. to 2nd intermed. T4 Time from 3rd intermediate to finish line
**Tyre data subject to further updates

Lap	Lap Time	T1	T2	T3	T4	Speed	Lap	Lap Time	T1	T2	T3	T4	Speed				
1st	72	Marco BEZZECCHI		DUCATI		ITA	9	8'11.530	16.321	26.956	23.551	23.513	308.5				
		Pertamina Enduro VR46 Racing Team					10	1'31.385	18.684	25.973	23.232	23.496	332.3				
		Runs=3 Total laps=20 Full laps=15 Valid laps=14					11	1'30.881	18.607	25.932	23.064	23.278	333.3				
Run #	1	Front Tyre	Slick-Soft	Rear Tyre	Slick-Hard		12	1'30.718	18.547	25.763	22.982	23.426	333.3				
		New Tyre		New Tyre			13	1'30.785	18.630	25.771	23.147	23.237	332.3				
1	1'53.273	16.832	31.112	26.120	25.083	251.7	14	1'33.632	18.506	25.807	23.042	26.277	332.3				
2	1'34.384	19.034	27.457	23.766	24.127	305.0	15	1'31.728	18.629	26.232	23.364	23.503	334.3				
3	1'32.520	18.722	26.655	23.559	23.584	332.3	16	1'30.770	18.501	25.757	23.016	23.496	332.3				
4	1'31.451	18.537	26.306	23.344	23.264	329.2	17	1'30.876	18.765	25.825	23.060	23.226	331.2				
5	1'31.040	18.477	26.104	23.172	23.287	330.2	18	1'46.238 P	18.734	26.633	23.667	37.204	319.5				
6	1'30.827 *	18.570	26.031	23.043	23.183*	329.2	Run #	3	Front Tyre	Slick-Hard	Rear Tyre	Slick-Medium					
7	1'30.492	18.493	25.921	22.998	23.080	329.2			New Tyre		New Tyre						
8	1'45.412 P	18.542	26.020	23.351	37.499	328.2	19	6'16.840	15.849	26.951	23.318	23.344	314.8				
Run #	2	Front Tyre	Slick-Soft	Rear Tyre	Slick-Hard		20	1'30.932	18.465	25.828	23.111	23.528	332.3				
		8 Laps at start		8 Laps at start			21	1'30.779	18.474	26.350	22.960	22.995	331.2				
9	9'16.606	17.695	29.200	24.766	24.230	271.3	3rd						1	Francesco BAGNAIA		DUCATI	ITA
10	1'31.422	18.739	26.181	23.252	23.250	326.2			Ducati Lenovo Team		Runs=3 Total laps=20 Full laps=15 Valid laps=14						
11	1'30.839	18.651	25.875	23.056	23.257	328.2	Run #	1	Front Tyre	Slick-Soft	Rear Tyre	Slick-Hard					
12	1'30.731	18.623	25.872	22.985	23.251	329.2			New Tyre		New Tyre						
13	1'31.006	18.740	25.984	23.027	23.255	328.2	1	2'33.269	17.266	30.151	25.279	27.634	232.7				
14	1'30.796	18.596	25.927	23.021	23.252	330.2	2	1'35.921	19.347	28.733	23.967	23.874	323.3				
15	1'30.798	18.732	25.859	22.951	23.256	327.2	3	1'32.004	18.684	26.559	23.337	23.424	330.2				
16	1'55.939 P	22.056	28.691	27.894	37.298	258.9	4	1'31.248	18.580	26.234	23.186	23.248	332.3				
Run #	3	Front Tyre	Slick-Soft	Rear Tyre	Slick-Hard		5	1'30.891 *	18.502	25.973	23.091	23.325*	333.3				
		16 Laps at start		16 Laps at start			6	1'30.692	18.482	25.974	22.929	23.307	334.3				
17	8'37.639	16.012	29.008	23.698	23.731	317.6	7	1'30.709	18.534	25.883	23.006	23.286	331.2				
18	1'31.121	18.722	25.893	23.136	23.370	328.2	8	1'44.173 P	18.534	25.883	22.978	36.778	330.2				
19	1'31.048	18.574	25.933	23.197	23.344	329.2	Run #	2	Front Tyre	Slick-Soft	Rear Tyre	Slick-Hard					
20	1'30.921	18.660	25.890	23.119	23.252	330.2			8 Laps at start		8 Laps at start						
2nd						89	Jorge MARTIN		DUCATI		SPA						
							Prima Pramac Racing										
							Runs=3 Total laps=21 Full laps=16 Valid laps=13										
Run #	1	Front Tyre	Slick-Soft	Rear Tyre	Slick-Hard		9	8'02.744	16.720	28.116	23.966	23.610	282.7				
		New Tyre		New Tyre			10	1'34.551	18.767	28.312	23.516	23.956	332.3				
1	2'33.011	17.568	29.731	25.528	25.788	247.7	11	1'40.107 P	23.423	26.286	23.322	27.076	301.6				
2	1'35.464	18.881	28.960	23.802	23.821	330.2	Run #	3	Front Tyre	Slick-Soft	Rear Tyre	Slick-Hard					
3	1'31.356	18.665	26.214	23.236	23.241	334.3			11 Laps at start		11 Laps at start						
4	1'34.277 *	20.090	27.329*	23.317	23.541	236.8	12	8'26.344	16.495	27.072	23.769	23.886	302.5				
5	1'31.092 *	18.477	26.194	23.005	23.416*	336.4	13	1'31.378	18.648	25.916	23.218	23.596	330.2				
6	1'30.927 *	18.597	25.951	23.139*	23.240	331.2	14	1'30.885	18.539	26.031	22.993	23.322	331.2				
7	1'30.530	18.536	25.816	22.950	23.228	333.3	15	1'30.948	18.525	25.862	23.037	23.524	331.2				
8	1'47.324 P	19.035	26.780	23.780	37.729	300.8	16	1'31.002	18.632	25.869	23.097	23.404	332.3				
Run #	2	Front Tyre	Slick-Soft	Rear Tyre	Slick-Hard		17	1'38.021	18.522	31.873	24.132	23.494	332.3				
		8 Laps at start		8 Laps at start			18	1'31.111	18.630	26.029	23.029	23.423	331.2				
9	8'02.744	16.720	28.116	23.966	23.610	282.7	19	1'33.032	18.503	27.056	23.931	23.542	332.3				
10	1'34.551	18.767	28.312	23.516	23.956	332.3	20	1'31.095	18.587	26.072	23.066	23.370	330.2				
11	1'40.107 P	23.423	26.286	23.322	27.076	301.6											

Fastest Lap: Marco BEZZECCHI Pertamina Enduro VR ITA **1'30.492** 18.493 25.921 22.998 23.080

These data/results cannot be reproduced, stored and/or transmitted in whole or in part by any manner of electronic, mechanical, photocopying, recording, broadcasting or otherwise now known or herein after developed without the previous express consent by the copyright owner, except for reproduction in daily press and regular printed publications on sale to the public within 60 days of the event related to those data/results and always provided that copyright symbol appears together as follows below.
© DORNA, 2024



Free Practice Nr. 1

MotoGP

Lap	Lap Time	T1	T2	T3	T4	Speed	Lap	Lap Time	T1	T2	T3	T4	Speed
4th	93	Marc MARQUEZ				DUCATI	SPA						
		Gresini Racing MotoGP											
		Runs=3	Total laps=19	Full laps=14	Valid laps=13								
Run #	1	Front Tyre	Slick-Hard	Rear Tyre	Slick-Hard		Run #	1	Front Tyre	Slick-Soft	Rear Tyre	Slick-Hard	
			New Tyre		New Tyre				**	New Tyre	**	New Tyre	
1	2'42.401	19.478	30.341	25.679	24.547	227.8	1	2'34.103	17.030	29.297	25.168	25.237	270.6
2	1'34.392	19.199	27.369	24.025	23.799	306.8	2	1'34.959	19.060	27.380	23.892	24.627	305.0
3	1'32.567	18.792	26.526	23.667	23.582	328.2	3	1'32.858	18.782	26.781	23.609	23.686	325.3
4	1'31.815	18.707	26.233	23.264	23.611	330.2	4	1'32.016	18.696	26.415	23.330	23.575	331.2
5	1'31.968 *	18.684	26.168	23.324	23.792*	330.2	5	1'31.892 *	18.615	26.459	23.263	23.555*	331.2
6	1'31.306	18.627	26.054	23.153	23.472	330.2	6	1'31.524	18.679	26.259	23.200	23.386	329.2
7	1'30.793	18.631	25.810	23.119	23.233	330.2	7	1'36.108	18.541	26.217	27.302	24.048	333.3
8	1'49.079 P	18.958	28.307	23.994	37.820	306.8	8	1'51.917 P	18.873	28.379	26.160	38.505	333.3
Run #	2	Front Tyre	Slick-Hard	Rear Tyre	Slick-Hard		Run #	2	Front Tyre	missing data	Rear Tyre	missing data	
			8 Laps at start		8 Laps at start				**	Laps at start	**	Laps at start	
9	10'08.962	18.223	28.536	24.892	23.943	298.3	9	10'19.557	16.827	27.676	23.923	23.961	299.1
10	1'32.504	18.880	26.319	23.697	23.608	326.2	10	1'31.982	18.796	26.268	23.326	23.592	331.2
11	1'32.430	18.733	25.861	23.435	24.401	329.2	11	1'31.481	18.638	26.093	23.168	23.582	332.3
12	1'30.929	18.578	25.959	23.014	23.378	330.2	12	1'31.213	18.592	26.057	23.197	23.367	331.2
13	1'30.756	18.725	25.775	22.965	23.291	329.2	13	1'34.359	18.646	27.120	24.427	24.166	331.2
14	1'30.751	18.637	25.830	23.050	23.234	328.2	14	1'31.247	18.607	26.186	23.021	23.433	332.3
15	1'47.878 P	20.025	27.228	23.994	36.631	281.2	15	1'31.209	18.617	26.041	23.106	23.445	330.2
Run #	3	Front Tyre	Slick-Hard	Rear Tyre	Slick-Hard		Run #	3	Front Tyre	missing data	Rear Tyre	missing data	
			15 Laps at start		15 Laps at start				**	Laps at start	**	Laps at start	
16	7'47.905	19.141	27.273	24.232	23.899	305.0	16	1'46.993 P	19.567	26.387	23.709	37.330	324.3
17	1'31.970	18.798	26.269	23.469	23.434	328.2	17	7'55.916	16.487	28.773	23.714	23.687	310.3
18	1'30.858	18.633	25.827	23.012	23.386	330.2	18	1'31.249	18.590	26.079	23.206	23.374	334.3
19	1'31.652	18.557	25.943	23.621	23.531	332.3	19	1'30.860	18.577	25.902	23.064	23.317	332.3
5th	73	Alex MARQUEZ				DUCATI	SPA						
		Gresini Racing MotoGP											
		Runs=3	Total laps=17	Full laps=12	Valid laps=10								
Run #	1	Front Tyre	Slick-Hard	Rear Tyre	Slick-Hard		Run #	1	Front Tyre	Slick-Soft	Rear Tyre	Slick-Hard	
			New Tyre		New Tyre					New Tyre		New Tyre	
1	1'56.049	17.087	29.599	25.443	24.913	226.8	1	2'02.153	15.567	28.788	24.596	24.724	267.9
2	1'34.258	19.035	27.049	24.138	24.036	315.7	2	1'33.454	18.997	26.886	23.765	23.806	313.9
3	1'32.726 *	18.845	26.559*	23.545	23.777	328.2	3	1'31.690	18.669	26.251	23.282	23.488	333.3
4	1'31.965	18.645	26.410	23.333	23.577	328.2	4	1'31.315	18.571	26.005	23.503	23.236	334.3
5	1'31.275	18.608	26.094	23.098	23.475	328.2	5	1'31.252	18.503	26.084	23.051	23.614	334.3
6	1'32.302 *	18.652	26.691	23.373	23.586*	328.2	6	1'31.230 *	18.652	26.142	22.993	23.443*	334.3
7	1'31.519	18.810	26.170	23.127	23.412	327.2	7	1'30.906	18.528	26.077	23.047	23.254	334.3
8	1'31.434	18.714	26.136	23.082	23.502	327.2	8	1'31.079	18.582	26.102	23.061	23.334	332.3
9	1'48.678 P	19.302	27.007	24.185	38.184	319.5	9	1'37.979	22.155	28.524	23.588	23.712	304.2
Run #	2	Front Tyre	Slick-Hard	Rear Tyre	Slick-Hard		Run #	2	Front Tyre	Slick-Soft	Rear Tyre	Slick-Hard	
			9 Laps at start		9 Laps at start					10 Laps at start		10 Laps at start	
10	13'19.545	15.618	27.416	24.380	25.532	296.7	10	1'45.275 P	18.563	26.058	23.537	37.117	330.2
11	1'32.334	18.758	26.493	23.440	23.643	327.2	11	15'25.270	15.867	27.513	24.963	26.811	307.6
12	1'33.398	18.775	26.136	23.433	25.054	326.2	12	1'31.383	18.781	26.026	23.271	23.305	330.2
13	1'31.556	18.697	26.156	23.173	23.530	329.2	13	1'33.780	18.525	25.926	23.118	26.211	330.2
14	1'46.480 P	18.951	26.174	23.421	37.934	325.3	14	1'32.970	19.523	26.567	23.158	23.722	330.2
Run #	3	Front Tyre	Slick-Soft	Rear Tyre	Slick-Medium		Run #	3	Front Tyre	Slick-Soft	Rear Tyre	Slick-Hard	
			New Tyre		New Tyre								
15	7'59.022	16.010	27.567	23.766	23.762	288.7	15	1'31.065	18.632	25.977	23.138	23.318	330.2
16	1'30.849	18.609	25.919	22.954	23.367	327.2	16	1'38.028	18.512	28.095	27.451	23.970	330.2
17	1'30.956	18.733	25.947	22.979	23.297	327.2	17	1'31.315	18.569	26.149	23.115	23.482	335.4
							18	1'31.253	18.602	26.058	23.264	23.329	330.2
							19	1'38.562	22.189	28.348	23.904	24.121	277.6
							20	1'47.460 P	18.726	26.430	24.053	38.251	333.3

Fastest Lap: Marco BEZZECCHI Pertamina Enduro VR ITA **1'30.492** 18.493 25.921 22.998 23.080

These data/results cannot be reproduced, stored and/or transmitted in whole or in part by any manner of electronic, mechanical, photocopying, recording, broadcasting or otherwise now known or herein after developed without the previous express consent by the copyright owner, except for reproduction in daily press and regular printed publications on sale to the public within 60 days of the event related to those data/results and always provided that copyright symbol appears together as follows below.
© DORNA, 2024

Free Practice Nr. 1

MotoGP

Lap	Lap Time	T1	T2	T3	T4	Speed	Lap	Lap Time	T1	T2	T3	T4	Speed
8th	43	Jack MILLER		KTM		AUS							
		Red Bull KTM Factory Racing					Run # 3	<i>Front Tyre</i>	Slick-Soft	<i>Rear Tyre</i>	Slick-Hard		
		Runs=3 Total laps=22 Full laps=17 Valid laps=16							15 Laps at start		15 Laps at start		
Run #	1	<i>Front Tyre</i>	Slick-Hard	<i>Rear Tyre</i>	Slick-Hard								
		New Tyre		New Tyre									
1	2'29.095	16.740	29.924	25.465	24.399	252.9	16	7'19.740	16.432	28.265	24.358	24.439	303.3
2	1'33.855	19.044	27.209	23.811	23.791	318.5	17	1'31.617 *	18.879	26.076	23.233	23.429*	323.3
3	1'32.310	18.827	26.443	23.426	23.614	326.2	18	1'31.399	18.903	26.099	23.171	23.226	322.3
4	1'33.035	18.673	26.837	23.611	23.914	324.3	19	1'31.063	18.756	25.886	23.163	23.258	324.3
5	1'31.266 *	18.540	25.975	23.131	23.620*	330.2	20	1'38.456	18.716	32.585	23.352	23.803	324.3
6	1'40.862	18.579	27.873	30.417	23.993	333.3	21	1'31.216	18.732	25.950	23.174	23.360	328.2
7	1'30.999	18.702	26.000	23.051	23.246	330.2							
8	1'31.816	18.741	26.005	23.219	23.851	330.2							
9	1'54.648 P	21.887	27.888	25.063	39.810	285.7							
Run #	2	<i>Front Tyre</i>	Slick-Hard	<i>Rear Tyre</i>	Slick-Hard								
		9 Laps at start		9 Laps at start									
10	8'36.541	15.423	28.485	24.907	23.820	288.7							
11	1'31.791	18.758	26.062	23.349	23.622	329.2							
12	1'31.395	18.712	26.121	23.127	23.435	328.2							
13	1'33.908	18.804	28.035	23.597	23.472	321.4							
14	1'31.472	18.688	25.999	23.346	23.439	328.2							
15	1'31.728	18.776	26.126	23.229	23.597	327.2							
16	1'38.486	21.185	29.654	23.675	23.972	260.8							
17	1'31.507	18.799	26.071	23.158	23.479	327.2							
18	1'31.303	18.693	26.003	23.160	23.447	327.2							
19	1'55.995 P	21.320	31.114	25.407	38.154	200.0							
Run #	3	<i>Front Tyre</i>	Slick-Hard	<i>Rear Tyre</i>	Slick-Hard								
		19 Laps at start		19 Laps at start									
20	4'24.056	16.882	28.198	27.456	23.987	278.3							
21	1'32.432	18.786	26.306	23.474	23.866	327.2							
22	1'32.245	18.843	26.234	23.565	23.603	327.2							
9th	30	Takaaki NAKAGAMI		HONDA		JPN							
		IDEMITSU Honda LCR											
		Runs=3 Total laps=21 Full laps=16 Valid laps=15											
Run #	1	<i>Front Tyre</i>	Slick-Soft	<i>Rear Tyre</i>	Slick-Hard								
		New Tyre		New Tyre									
1	2'18.758	16.394	29.437	25.510	24.715	262.7							
2	1'33.963	19.075	27.064	23.827	23.997	319.5							
3	1'31.962	18.921	26.384	23.284	23.373	326.2							
4	1'31.272	18.720	26.216	23.109	23.227	326.2							
5	1'33.610	18.659	26.201	24.711	24.039	329.2							
6	1'31.518	18.756	26.166	23.155	23.441	324.3							
7	1'31.095	18.772	26.064	23.036	23.223	323.3							
8	1'50.809 P	18.893	27.411	24.848	39.657	318.5							
Run #	2	<i>Front Tyre</i>	Slick-Soft	<i>Rear Tyre</i>	Slick-Hard								
		8 Laps at start		8 Laps at start									
9	7'45.581	16.899	27.555	24.124	23.704	308.5							
10	1'32.148	18.913	26.331	23.395	23.509	321.4							
11	1'31.253	18.803	26.069	23.035	23.346	324.3							
12	1'31.022	18.759	25.916	23.109	23.238	325.3							
13	1'36.327	18.691	25.977	27.767	23.892	325.3							
14	1'32.189	18.815	26.115	23.021	24.238	325.3							
15	1'48.212 P	21.315	26.887	23.298	36.712	282.7							
11th	33	Brad BINDER		KTM		RSA							
		Red Bull KTM Factory Racing											
		Runs=3 Total laps=19 Full laps=14 Valid laps=14											
Run #	1	<i>Front Tyre</i>	Slick-Soft	<i>Rear Tyre</i>	Slick-Hard								
		New Tyre		New Tyre									
1	5'57.650	19.241	35.747	27.158	25.794	252.3							
2	1'40.986 P	19.202	27.530	24.004	30.250	295.0							
Run #	2	<i>Front Tyre</i>	Slick-Soft	<i>Rear Tyre</i>	Slick-Hard								
		2 Laps at start		2 Laps at start									
3	7'00.959	17.921	28.281	24.361	23.939	255.3							
4	1'34.732	18.942	26.691	25.543	23.556	318.5							
5	1'32.300	18.735	26.189	23.326	24.050	325.3							
6	1'31.147	18.599	25.982	23.115	23.451	325.3							
7	1'31.619	18.712	26.133	23.259	23.515	324.3							
8	1'31.518	18.792	26.031	23.224	23.471	326.2							
9	1'35.993	18.726	26.352	23.943	26.972	327.2							
10	1'31.759	18.569	26.068	23.484	23.638	331.2							
11	1'51.951 P	18.657	27.466	25.118	40.710	329.2							

Fastest Lap: Marco BEZZECCHI Pertamina Enduro VR ITA **1'30.492** 18.493 25.921 22.998 23.080

These data/results cannot be reproduced, stored and/or transmitted in whole or in part by any manner of electronic, mechanical, photocopying, recording, broadcasting or otherwise now known or herein after developed without the previous express consent by the copyright owner, except for reproduction in daily press and regular printed publications on sale to the public within 60 days of the event related to those data/results and always provided that copyright symbol appears together as follows below.
© DORNA, 2024

Official MotoGP Timing by TISSOT
www.motogp.com



Buriram, Friday, October 25, 2024

Free Practice Nr. 1

MotoGP

Lap	Lap Time	T1	T2	T3	T4	Speed	Lap	Lap Time	T1	T2	T3	T4	Speed
Run # 3	Front Tyre Slick-Soft	Rear Tyre Slick-Hard			10	13'04.795	16.963	28.162	23.926	23.981	267.3		
	11 Laps at start			11 Laps at start			11	1'31.687	18.802	26.154	23.297	23.434	326.2
12	7'46.072	22.518	27.986	24.138	24.048	258.9	12	1'31.540	18.781	26.133	23.211	23.415	326.2
13	1'34.505	18.675	27.977	24.224	23.629	327.2	13	1'31.172	18.714	26.071	23.038	23.349	328.2
14	1'31.791	18.784	26.224	23.328	23.455	327.2	14	1'31.187	18.691	26.063	23.090	23.343	327.2
15	1'31.608	18.699	26.009	23.423	23.477	328.2	15	1'31.228	18.672	26.025	23.138	23.393	328.2
16	1'41.792	23.264	30.913	23.622	23.993	290.3	16	1'34.925	18.636	26.003	23.751	26.535	327.2
17	1'31.615	18.773	26.157	23.231	23.454	329.2	17	1'35.902	18.724	28.323	24.997	23.858	327.2
18	1'33.458	18.696	27.832	23.337	23.593	331.2	18	1'31.249	18.669	25.986	23.203	23.391	327.2
19	1'31.444	18.643	25.999	23.331	23.471	331.2	19	2'03.297 P	21.484	29.942	28.355	43.516	247.1

12th 21 Franco MORBIDELLI DUCATI ITA
Prima Pramac Racing

Runs=3 Total laps=19 Full laps=14 Valid laps=13

Run #	1	Front Tyre	Slick-Soft	Rear Tyre	Slick-Hard	Speed
		New Tyre		New Tyre		
1	2'37.293	17.118	29.365	25.307	24.506	260.2
2	1'33.837	18.974	27.314	23.940	23.609	310.3
3	1'32.796	18.798	27.044	23.266	23.688	305.9
4	1'32.046	18.706	26.475	23.305	23.560	316.7
5	1'31.750 *	18.677	26.288	23.315	23.470*	320.4
6	1'31.310	18.491	26.238	23.083	23.498	329.2
7	1'31.666	18.682	26.156	23.148	23.680	333.3
8	1'49.078 P	18.598	26.338	23.071	41.071	327.2

Run #	2	Front Tyre	Slick-Soft	Rear Tyre	Slick-Hard	Speed
		8 Laps at start		8 Laps at start		
9	9'20.303	19.974	28.104	23.890	23.866	251.1
10	1'31.887	18.814	26.298	23.286	23.489	327.2
11	1'31.621	18.764	26.208	23.138	23.511	328.2
12	1'31.276	18.665	26.063	23.003	23.545	329.2
13	1'38.703	22.626	28.963	23.576	23.538	233.2
14	1'31.171	18.662	26.001	23.076	23.432	328.2
15	1'50.603 P	20.089	28.806	23.954	37.754	283.4

Run #	3	Front Tyre	Slick-Soft	Rear Tyre	Slick-Hard	Speed
		15 Laps at start		15 Laps at start		
16	8'32.323	18.249	27.351	24.049	24.531	281.2
17	1'31.364	18.660	26.136	23.123	23.445	332.3
18	1'31.214	18.699	26.131	23.049	23.335	329.2
19	1'31.214	18.587	25.973	23.240	23.414	333.3

13th 49 Fabio DI GIANNANTONI DUCATI ITA
Pertamina Enduro VR46 Racing Team

Runs=2 Total laps=19 Full laps=15 Valid laps=15

Run #	1	Front Tyre	Slick-Soft	Rear Tyre	Slick-Hard	Speed
		New Tyre		New Tyre		
1	2'13.426	17.117	28.739	24.529	24.403	258.9
2	1'33.402	18.982	26.949	23.713	23.758	309.4
3	1'32.189	18.865	26.429	23.436	23.459	324.3
4	1'31.876	18.713	26.245	23.466	23.452	327.2
5	1'31.673	18.749	26.143	23.236	23.545	327.2
6	1'31.478	18.734	26.146	23.138	23.460	326.2
7	1'33.478	18.797	26.151	25.069	23.461	326.2
8	1'31.375	18.762	26.108	23.101	23.404	327.2
9	1'55.162 P	18.817	26.749	27.425	42.171	327.2

Run #	2	Front Tyre	Slick-Soft	Rear Tyre	Slick-Hard	Speed
		9 Laps at start		9 Laps at start		

14th 10 Luca MARINI HONDA ITA
Repsol Honda Team

Runs=3 Total laps=21 Full laps=16 Valid laps=15

Run #	1	Front Tyre	Slick-Soft	Rear Tyre	Slick-Hard	Speed
		New Tyre		New Tyre		
1	1'52.187	15.834	30.524	25.104	24.745	240.5
2	1'34.964	19.218	27.688	24.047	24.011	305.9
3	1'33.298	19.001	27.033	23.551	23.713	324.3
4	1'32.048	18.850	26.440	23.305	23.453	322.3
5	1'31.358	18.615	26.167	23.220	23.356	328.2
6	1'31.504 *	18.772	26.145	23.177	23.410*	327.2
7	1'57.626 P	19.918	27.697	30.669	39.342	312.1

Run #	2	Front Tyre	Slick-Soft	Rear Tyre	Slick-Hard	Speed
		7 Laps at start		7 Laps at start		
8	7'46.055	17.697	29.769	24.592	27.861	266.6
9	1'33.646	18.892	27.503	23.718	23.533	325.3
10	1'31.919	18.884	26.323	23.272	23.440	324.3
11	1'31.331	18.696	26.144	23.100	23.391	327.2
12	1'31.544	18.751	26.105	23.138	23.550	327.2
13	1'31.186	18.719	26.061	23.080	23.326	330.2
14	1'31.434	18.689	26.204	23.119	23.422	327.2
15	1'31.348	18.671	26.096	23.183	23.398	327.2
16	1'51.445 P	18.837	29.082	25.250	38.276	325.3

Run #	3	Front Tyre	Slick-Soft	Rear Tyre	Slick-Hard	Speed
		16 Laps at start		16 Laps at start		
17	7'25.013	16.562	28.407	25.143	23.689	288.7
18	1'32.457	18.820	26.296	23.465	23.876	328.2
19	1'31.831	18.770	26.429	23.216	23.416	328.2
20	1'31.808	18.811	26.154	23.275	23.568	326.2
21	1'31.883	18.738	26.191	23.384	23.570	325.3

15th 12 Maverick VIÑALES APRILIA SPA
Aprilia Racing

Runs=3 Total laps=18 Full laps=13 Valid laps=12

Run #	1	Front Tyre	Slick-Hard	Rear Tyre	Slick-Hard	Speed
		New Tyre		New Tyre		
1	2'26.951	17.305	29.549	24.970	24.581	279.7
2	1'35.156	19.122	28.247	23.885	23.902	327.2
3	1'32.945	18.910	26.731	23.601	23.703	325.3
4	1'32.199	18.725	26.425	23.534	23.515	329.2
5	1'32.019 *	18.719	26.191	23.341	23.768*	329.2
6	1'58.011 P	18.619	28.256	31.697	39.439	328.2

Run #	2	Front Tyre	Slick-Hard	Rear Tyre	Slick-Hard	Speed
		6 Laps at start		New Tyre		
7	9'11.278	17.615	28.733	24.621	24.013	300.0

Fastest Lap: Marco BEZZECCHI Pertamina Enduro VR ITA 1'30.492 18.493 25.921 22.998 23.080

These data/results cannot be reproduced, stored and/or transmitted in whole or in part by any manner of electronic, mechanical, photocopying, recording, broadcasting or otherwise now known or herein after developed without the previous express consent by the copyright owner, except for reproduction in daily press and regular printed publications on sale to the public within 60 days of the event related to those data/results and always provided that copyright symbol appears together as follows below.
© DORNA, 2024



Free Practice Nr. 1

MotoGP

Lap	Lap Time	T1	T2	T3	T4	Speed	Lap	Lap Time	T1	T2	T3	T4	Speed		
8	1'33.090	18.999	26.530	23.879	23.682	323.3	Run # 2	Front Tyre Slick-Hard	Rear Tyre Slick-Hard						
9	1'31.603	18.715	26.193	23.347	23.348	326.2	7 Laps at start			7 Laps at start					
10	1'31.276	18.676	26.159	23.134	23.307	325.3	8	9'24.057	16.640	27.676	24.340	23.734	296.7		
11	1'34.864	18.604	29.083	23.553	23.624	325.3	9	1'32.453	18.899	26.352	23.379	23.823	324.3		
12	1'31.407	18.698	26.163	23.228	23.318	325.3	10	1'32.117	18.966	26.327	23.297	23.527	323.3		
13	1'31.358	18.625	26.077	23.296	23.360	326.2	11	1'31.392	18.801	26.116	23.058	23.417	325.3		
14	1'51.300 P	20.626	27.719	23.569	39.386	305.9	12	1'31.555	18.748	26.177	23.127	23.503	324.3		
Run # 3	Front Tyre Slick-Hard	Rear Tyre Slick-Hard	14 Laps at start			8 Laps at start									
15	10'31.627	16.407	27.576	23.731	23.704	304.2	13	1'56.969 P	21.220	32.247	24.688	38.814	220.4		
16	1'31.683	18.740	26.289	23.270	23.384	324.3	Run # 3	Front Tyre Slick-Hard	Rear Tyre Slick-Hard	13 Laps at start			13 Laps at start		
17	1'31.304	18.629	26.164	23.138	23.373	328.2	14	10'08.416	16.983	27.959	24.055	24.048	295.0		
18	1'31.199	18.679	26.130	23.167	23.223	327.2	15	1'32.875	19.068	26.704	23.426	23.677	325.3		
							16	1'32.546	19.023	26.457	23.354	23.712	324.3		
							17	2'26.402	18.948	36.765	56.066	34.623	324.3		

16th 5 Johann ZARCO HONDA FRA
 CASTROL Honda LCR
 Runs=3 Total laps=20 Full laps=15 Valid laps=15

Run #	1	Front Tyre	Slick-Soft	Rear Tyre	Slick-Hard	Speed	
		New Tyre		New Tyre			
1	1'59.514	15.966	29.040	24.903	24.379	255.9	
2	1'33.750	19.299	26.914	23.808	23.729	314.8	
3	1'32.117	18.842	26.439	23.338	23.498	326.2	
4	1'31.707	18.787	26.156	23.274	23.490	329.2	
5	1'31.654	18.738	26.136	23.080	23.700	328.2	
6	1'54.946 P	22.131	27.978	25.859	38.978	305.9	
Run # 2	Front Tyre Slick-Soft	Rear Tyre Slick-Hard	6 Laps at start			6 Laps at start	
7	7'15.342	15.774	27.566	23.910	23.676	307.6	
8	1'32.561	18.824	26.413	23.758	23.566	323.3	
9	1'32.032	18.794	26.167	23.627	23.444	323.3	
10	1'32.751	18.884	25.937	23.444	24.486	323.3	
11	1'33.128	19.055	26.975	23.679	23.419	322.3	
12	1'35.754	18.811	29.893	23.350	23.700	326.2	
13	1'31.499	18.764	26.115	23.145	23.475	326.2	
14	1'31.841	18.748	26.329	23.052	23.712	324.3	
15	1'59.378 P	18.710	32.882	27.839	39.947	322.3	
Run # 3	Front Tyre Slick-Soft	Rear Tyre Slick-Hard	New Tyre		15 Laps at start		
16	9'59.910	15.942	27.574	23.875	24.017	300.0	
17	1'32.329	18.878	25.996	23.910	23.545	324.3	
18	1'31.378	18.783	26.031	23.151	23.413	323.3	
19	1'36.231	18.907	26.324	26.232	24.768	322.3	
20	1'31.249	18.689	26.161	23.088	23.311	327.2	

17th 25 Raul FERNANDEZ APRILIA SPA
 Trackhouse Racing
 Runs=3 Total laps=17 Full laps=12 Valid laps=11

Run #	1	Front Tyre	Slick-Hard	Rear Tyre	Slick-Hard	Speed
		New Tyre		New Tyre		
1	2'36.917	16.441	30.211	25.478	24.338	264.0
2	1'33.741	19.039	27.251	23.606	23.845	315.7
3	1'33.039	19.061	27.037	23.341	23.600	308.5
4	1'31.874	18.871	26.365	23.135	23.503	330.2
5	1'31.605 *	18.819	26.240	23.064	23.482*	328.2
6	1'31.471	18.754	26.265	23.103	23.349	328.2
7	1'54.134 P	21.773	27.000	26.020	39.341	313.0

18th 36 Joan MIR HONDA SPA
 Repsol Honda Team
 Runs=3 Total laps=18 Full laps=13 Valid laps=10

Run #	1	Front Tyre	Slick-Soft	Rear Tyre	Slick-Hard	Speed	
		New Tyre		New Tyre			
1	3'30.496	20.900	30.932	24.634	24.326	182.7	
2	1'33.403 *	18.933	27.078*	23.682	23.710	295.8	
3	1'32.497	18.886	26.643	23.479	23.489	313.9	
4	1'31.697	18.833	26.156	23.348	23.360	327.2	
5	1'31.769 *	18.726	26.398	23.277	23.368*	321.4	
6	1'31.587	18.699	26.170	23.236	23.482	327.2	
7	1'55.497 P	19.924	28.318	25.479	41.776	292.6	
Run # 2	Front Tyre Slick-Soft	Rear Tyre Slick-Hard	7 Laps at start			7 Laps at start	
8	12'43.090	16.420	27.932	23.983	24.078	287.2	
9	1'32.243	18.914	26.381	23.488	23.460	325.3	
10	1'31.879 *	18.736	26.288*	23.410	23.445	326.2	
11	1'31.550	18.779	25.968	23.346	23.457	325.3	
12	1'31.445	18.772	26.146	23.193	23.334	326.2	
13	1'31.420	18.777	25.940	23.150	23.553	325.3	
14	1'54.337 P	20.977	29.426	23.935	39.999	287.2	
Run # 3	Front Tyre Slick-Soft	Rear Tyre Slick-Hard	New Tyre		14 Laps at start		
15	6'22.728	15.600	28.755	23.730	23.668	288.7	
16	1'31.654	18.786	26.126	23.250	23.492	327.2	
17	1'32.946	18.703	27.299	23.389	23.555	327.2	
18	1'31.753	18.734	26.094	23.303	23.622	328.2	

19th 42 Alex RINS YAMAHA SPA
 Monster Energy Yamaha MotoGP Team
 Runs=3 Total laps=20 Full laps=15 Valid laps=13

Run #	1	Front Tyre	Slick-Hard	Rear Tyre	Slick-Hard	Speed
		New Tyre		New Tyre		
1	1'51.376	17.584	30.274	26.266	25.226	274.1
2	1'36.229 *	19.411	27.916	24.625*	24.277	310.3
3	1'36.456	18.973	26.790	24.019	26.674	317.6
4	1'33.094	19.027	26.512	23.719	23.836	317.6
5	1'32.581	18.756	26.502	23.610	23.713	323.3
6	1'32.118 *	18.897	26.375	23.161	23.685*	323.3
7	1'34.189	18.784	26.631	24.843	23.931	331.2
8	1'32.111	18.805	26.229	23.176	23.901	326.2

Fastest Lap: Marco BEZZECCHI Pertamina Enduro VR ITA 1'30.492 18.493 25.921 22.998 23.080

These data/results cannot be reproduced, stored and/or transmitted in whole or in part by any manner of electronic, mechanical, photocopying, recording, broadcasting or otherwise now known or herein after developed without the previous express consent by the copyright owner, except for reproduction in daily press and regular printed publications on sale to the public within 60 days of the event related to those data/results and always provided that copyright symbol appears together as follows below.
 © DORNA, 2024



Free Practice Nr. 1

MotoGP

Lap	Lap Time	T1	T2	T3	T4	Speed	Lap	Lap Time	T1	T2	T3	T4	Speed			
9	1'31.513	18.740	26.051	23.275	23.447	325.3	22nd	32	Lorenzo SAVADORI				ITA			
10	1'50.359 P	20.945	26.829	24.028	38.557	318.5			Trackhouse Racing							
Run # 2		Front Tyre Slick-Hard		Rear Tyre Slick-Hard			Runs=4		Total laps=16		Full laps=9		Valid laps=9			
		10 Laps at start				10 Laps at start				Run # 1		Front Tyre Slick-Soft		Rear Tyre Slick-Hard		
		New Tyre				New Tyre										
11	10'54.800	17.994	29.913	25.149	24.284	188.8	1	2'27.939	16.684	29.796	27.040	26.169	247.1			
12	1'35.682	18.857	27.503	25.520	23.802	325.3	2	1'45.535	21.818	31.139	27.789	24.789	296.7			
13	1'31.855	18.738	26.106	23.323	23.688	328.2	3	1'55.891 P	19.604	30.065	28.968	37.254	296.7			
14	1'31.753	18.755	26.168	23.265	23.565	324.3	Run # 2		Front Tyre Slick-Soft		Rear Tyre Slick-Hard					
15	1'32.008	18.843	26.077	23.355	23.733	325.3			3 Laps at start				3 Laps at start			
16	1'49.341 P	19.108	29.714	23.788	36.731	316.7	4	5'53.218	16.694	42.982	25.825	24.859	277.6			
Run # 3		Front Tyre Slick-Hard		Rear Tyre Slick-Hard			5	1'34.996	19.284	27.318	24.216	24.178	318.5			
		16 Laps at start				16 Laps at start				6	1'33.498	19.104	26.690	23.757	23.947	323.3
17	5'28.289	17.550	27.589	24.165	23.928	277.6	7	1'33.095	19.124	26.573	23.657	23.741	323.3			
18	1'31.866	18.790	26.067	23.358	23.651	325.3	8	1'32.580	19.028	26.369	23.503	23.680	323.3			
19	1'31.742	18.793	26.093	23.194	23.662	325.3	9	1'34.776	19.069	27.999	23.705	24.003	322.3			
20	1'31.672	18.741	26.044	23.318	23.569	324.3	10	1'32.684	19.060	26.530	23.381	23.713	323.3			
20th		37		Augusto FERNANDEZ		KTM	SPA	11	1'51.001 P	19.694	28.901	24.249	38.157	298.3		
		Red Bull GASGAS Tech3						Run # 3		Front Tyre Slick-Soft		Rear Tyre Slick-Hard				
		Runs=3		Total laps=19		Full laps=14		Valid laps=13								
Run # 1		Front Tyre Slick-Soft		Rear Tyre Slick-Hard					11 Laps at start				11 Laps at start			
		New Tyre				New Tyre										
1	2'22.529	17.254	30.267	25.248	25.077	251.1	12	11'19.278	21.104	29.285	25.173	26.732	276.9			
2	1'34.775	19.325	27.383	23.955	24.112	311.2	13	1'43.645	20.422	29.325	26.235	27.663	317.6			
3	1'33.228	18.942	26.797	23.707	23.782	325.3	14	1'34.216	19.088	26.915	23.939	24.274	322.3			
4	1'32.431	18.755	26.434	23.454	23.788	331.2	15	1'54.645 P	19.400	27.874	25.928	41.443	309.4			
5	1'32.146 *	18.717	26.265	23.399	23.765*	331.2	Run # 4		Front Tyre Slick-Soft		Rear Tyre Slick-Hard					
6	1'39.841	18.751	29.483	27.968	23.639	331.2			15 Laps at start				15 Laps at start			
7	1'31.554	18.634	26.270	23.222	23.428	331.2	16	5'52.120	22.295	28.841	24.837	24.528	283.4			
8	1'52.866 P	21.326	29.088	23.432	39.020	291.8	Run # 2		Front Tyre Slick-Soft		Rear Tyre Slick-Hard					
		8 Laps at start				8 Laps at start										
9	9'21.304	20.911	30.423	24.230	23.918	274.8	9	9'21.304	20.911	30.423	24.230	23.918	274.8			
10	1'32.177	18.854	26.411	23.291	23.621	329.2	10	1'32.177	18.854	26.411	23.291	23.621	329.2			
11	1'31.543	18.689	26.193	23.238	23.423	331.2	11	1'31.543	18.689	26.193	23.238	23.423	331.2			
12	1'32.477	18.804	26.368	23.374	23.931	328.2	12	1'32.477	18.804	26.368	23.374	23.931	328.2			
13	1'32.526	18.730	26.321	23.566	23.909	329.2	13	1'32.526	18.730	26.321	23.566	23.909	329.2			
14	1'32.163	18.757	26.401	23.330	23.675	327.2	14	1'32.163	18.757	26.401	23.330	23.675	327.2			
15	1'51.045 P	19.918	28.509	24.214	38.404	316.7	15	1'51.045 P	19.918	28.509	24.214	38.404	316.7			
Run # 3		Front Tyre Slick-Soft		Rear Tyre Slick-Hard					15 Laps at start				15 Laps at start			
		15 Laps at start				15 Laps at start										
16	8'05.444	17.146	28.216	26.410	24.577	291.8	16	8'05.444	17.146	28.216	26.410	24.577	291.8			
17	1'35.117	18.817	26.499	26.086	23.715	327.2	17	1'35.117	18.817	26.499	26.086	23.715	327.2			
18	1'31.681	18.769	26.195	23.230	23.487	330.2	18	1'31.681	18.769	26.195	23.230	23.487	330.2			
19	1'31.842	18.779	26.261	23.390	23.412	329.2	19	1'31.842	18.779	26.261	23.390	23.412	329.2			
21st		41		Aleix ESPARGARO		APRILIA	SPA	Run # 1		Front Tyre Slick-Hard		Rear Tyre Slick-Hard				
		Aprilia Racing								New Tyre				New Tyre		
		Runs=1		Total laps=4		Full laps=3		Valid laps=3								
1	2'14.700	16.280	29.135	24.883	24.507	273.4	1	2'14.700	16.280	29.135	24.883	24.507	273.4			
2	1'34.332	19.219	27.240	23.776	24.097	328.2	2	1'34.332	19.219	27.240	23.776	24.097	328.2			
3	1'33.163	18.843	26.754	23.837	23.729	325.3	3	1'33.163	18.843	26.754	23.837	23.729	325.3			
4	1'32.001	18.828	26.291	23.393	23.489	329.2	4	1'32.001	18.828	26.291	23.393	23.489	329.2			
unfinished		18.805	26.143	23.192	330.2											

Fastest Lap: Marco BEZZECCHI Pertamina Enduro VR ITA 1'30.492 18.493 25.921 22.998 23.080

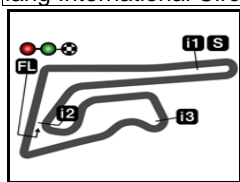
These data/results cannot be reproduced, stored and/or transmitted in whole or in part by any manner of electronic, mechanical, photocopying, recording, broadcasting or otherwise now known or herein after developed without the previous express consent by the copyright owner, except for reproduction in daily press and regular printed publications on sale to the public within 60 days of the event related to those data/results and always provided that copyright symbol appears together as follows below.
© DORNA, 2024

Official MotoGP Timing by TISSOT
www.motogp.com



Buriram, Friday, October 25, 2024

Page 6 of 6



4554 m.

PT GRAND PRIX OF THAILAND

Free Practice Nr. 1

Best Partial Times

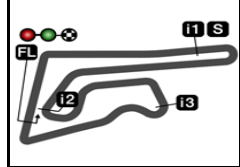
MotoGP™

IT Ideal Lap Time, sum of the best partial times

BT Best Lap Time

T1		T2		T3		T4				IT		BT	
Pos	Rider	Time	Rider	Time	Rider	Time	Rider	Time	Pos	Rider	IT	BT	
1	J.MARTIN	18.465	J.MARTIN	25.757	F.BAGNAIA	22.929	J.MARTIN	22.995	1	J.MARTIN	1'30.167	1'30.530	(2)
2	M.BEZZECCHI	18.477	M.MARQUEZ	25.775	J.MARTIN	22.950	M.BEZZECCHI	23.080	2	M.BEZZECCHI	1'30.367	1'30.492	(1)
3	F.BAGNAIA	18.482	M.BEZZECCHI	25.859	M.BEZZECCHI	22.951	M.VIÑALES	23.223	3	F.BAGNAIA	1'30.521	1'30.692	(3)
4	F.MORBIDELLI	18.491	F.BAGNAIA	25.862	A.MARQUEZ	22.954	T.NAKAGAMI	23.223	4	M.MARQUEZ	1'30.530	1'30.751	(4)
5	P.ACOSTA	18.503	F.QUARTARARO	25.873	M.MARQUEZ	22.965	M.MARQUEZ	23.233	5	P.ACOSTA	1'30.658	1'30.906	(7)
6	J.MILLER	18.540	T.NAKAGAMI	25.886	P.ACOSTA	22.993	P.ACOSTA	23.236	6	A.MARQUEZ	1'30.778	1'30.849	(5)
7	E.BASTIANINI	18.541	E.BASTIANINI	25.902	F.MORBIDELLI	23.003	J.MILLER	23.246	7	E.BASTIANINI	1'30.781	1'30.860	(6)
8	M.MARQUEZ	18.557	A.MARQUEZ	25.919	E.BASTIANINI	23.021	F.BAGNAIA	23.248	8	T.NAKAGAMI	1'30.789	1'31.022	(9)
9	B.BINDER	18.569	P.ACOSTA	25.926	T.NAKAGAMI	23.021	A.MARQUEZ	23.297	9	F.MORBIDELLI	1'30.802	1'31.171	(12)
10	M.VIÑALES	18.604	J.ZARCO	25.937	F.DI GIANNANTO	23.038	J.ZARCO	23.311	10	J.MILLER	1'30.812	1'30.999	(8)
11	A.MARQUEZ	18.608	J.MIR	25.940	J.MILLER	23.051	E.BASTIANINI	23.317	11	F.QUARTARAR	1'30.971	1'31.140	(10)
12	F.QUARTARARO	18.613	F.MORBIDELLI	25.973	J.ZARCO	23.052	L.MARINI	23.326	12	J.ZARCO	1'30.989	1'31.249	(16)
13	L.MARINI	18.615	J.MILLER	25.975	R.FERNANDEZ	23.058	J.MIR	23.334	13	F.DI GIANNAN	1'31.003	1'31.172	(13)
14	A.FERNANDEZ	18.634	B.BINDER	25.982	L.MARINI	23.080	F.MORBIDELLI	23.335	14	M.VIÑALES	1'31.038	1'31.199	(15)
15	F.DI GIANNANTO	18.636	F.DI GIANNANTO	25.986	F.QUARTARARO	23.108	F.DI GIANNANTO	23.343	15	L.MARINI	1'31.082	1'31.186	(14)
16	T.NAKAGAMI	18.659	A.RINS	26.044	B.BINDER	23.115	R.FERNANDEZ	23.349	16	B.BINDER	1'31.117	1'31.147	(11)
17	J.ZARCO	18.689	L.MARINI	26.061	M.VIÑALES	23.134	F.QUARTARARO	23.377	17	J.MIR	1'31.123	1'31.420	(18)
18	J.MIR	18.699	M.VIÑALES	26.077	J.MIR	23.150	A.FERNANDEZ	23.412	18	R.FERNANDEZ	1'31.271	1'31.392	(17)
19	A.RINS	18.738	R.FERNANDEZ	26.116	A.RINS	23.161	A.RINS	23.447	19	A.RINS	1'31.390	1'31.513	(19)
20	R.FERNANDEZ	18.748	A.ESPARGARO	26.143	A.ESPARGARO	23.192	B.BINDER	23.451	20	A.FERNANDEZ	1'31.461	1'31.543	(20)
21	A.ESPARGARO	18.805	A.FERNANDEZ	26.193	A.FERNANDEZ	23.222	A.ESPARGARO	23.489	21	A.ESPARGAR	1'31.629	1'32.001	(21)
22	L.SAVADORI	19.028	L.SAVADORI	26.369	L.SAVADORI	23.381	L.SAVADORI	23.680	22	L.SAVADORI	1'32.458	1'32.580	(22)

These data/results cannot be reproduced, stored and/or transmitted in whole or in part by any manner of electronic, mechanical, photocopying, recording, broadcasting or otherwise now known or herein after developed without the previous express consent by the copyright owner, except for reproduction in daily press and regular printed publications on sale to the public within 60 days of the event related to those data/results and always provided that copyright symbol appears together as follows below.
© DORNA, 2024



4554 m.

PT GRAND PRIX OF THAILAND

Free Practice Nr. 1

Fastest Laps Sequence

<i>Practice Time</i>	 <i>Rider</i>	<i>Nation</i>	<i>Motorcycle</i>	<i>Time</i>	<i>Km/h</i>	<i>Rider's Lap</i>
3'27.151	10 Luca MARINI	ITA	HONDA	1'34.964	172.6	2
3'27.657	72 Marco BEZZECCHI	ITA	DUCATI	1'34.384	173.6	2
3'30.307	73 Alex MARQUEZ	SPA	DUCATI	1'34.258	173.9	2
3'33.264	5 Johann ZARCO	FRA	HONDA	1'33.750	174.8	2
3'35.607	31 Pedro ACOSTA	SPA	KTM	1'33.454	175.4	2
3'46.828	49 Fabio DI GIANNANTONI	ITA	DUCATI	1'33.402	175.5	2
4'22.834	20 Fabio QUARTARARO	FRA	YAMAHA	1'32.933	176.4	2
5'00.177	72 Marco BEZZECCHI	ITA	DUCATI	1'32.520	177.1	3
5'05.381	5 Johann ZARCO	FRA	HONDA	1'32.117	177.9	3
5'07.297	31 Pedro ACOSTA	SPA	KTM	1'31.690	178.8	3
5'39.831	89 Jorge MARTIN	SPA	DUCATI	1'31.356	179.4	3
6'38.612	31 Pedro ACOSTA	SPA	KTM	1'31.315	179.5	4
6'55.955	30 Takaaki NAKAGAMI	JPN	HONDA	1'31.272	179.6	4
7'12.442	1 Francesco BAGNAIA	ITA	DUCATI	1'31.248	179.6	4
8'02.668	72 Marco BEZZECCHI	ITA	DUCATI	1'31.040	180.0	5
10'14.025	1 Francesco BAGNAIA	ITA	DUCATI	1'30.692	180.7	6
11'03.987	72 Marco BEZZECCHI	ITA	DUCATI	1'30.492	181.1	7

These data/results cannot be reproduced, stored and/or transmitted in whole or in part by any manner of electronic, mechanical, photocopying, recording, broadcasting or otherwise now known or herein after developed without the previous express consent by the copyright owner, except for reproduction in daily press and regular printed publications on sale to the public within 60 days of the event related to those data/results and always provided that copyright symbol appears together as follows below.

© DORNA, 2024