

5543 m.

PETRONAS GRAND PRIX OF MALAYSIA

Free Practice Classification

3

	Rider	Nation	Team	Motorcycle	Time	Lap	Total	Gap	Top Speed
1	36 Angel PIQUERAS	SPA	Leopard Racing	HONDA	2'23.835	12	12		226.8
2	22 David ALMANSA	SPA	Kopron Rivacold Snipers Team	HONDA	2'24.355	11	11	0.520 0.520	226.8
3	64 David MUÑOZ	SPA	BOE Motorsports	KTM	2'24.387	7	10	0.552 0.032	223.1
4	31 Adrian FERNANDEZ	SPA	Leopard Racing	HONDA	2'24.610	13	14	0.775 0.223	226.8
5	18 Matteo BERTELLE	ITA	Kopron Rivacold Snipers Team	HONDA	2'24.852	12	13	1.017 0.242	223.6
6	24 Tatsuki SUZUKI	JPN	Liqui Moly Husqvarna Intact GP	HUSQVARNA	2'25.002	12	12	1.167 0.150	221.7
7	99 Jose Antonio RUEDA	SPA	Red Bull KTM Ajo	KTM	2'25.353	13	13	1.518 0.351	225.9
8	95 Collin VEIJER	NED	Liqui Moly Husqvarna Intact GP	HUSQVARNA	2'25.380	12	12	1.545 0.027	224.0
9	58 Luca LUNETTA	ITA	SIC58 Squadra Corse	HONDA	2'25.446	13	13	1.611 0.066	225.9
10	82 Stefano NEPA	ITA	LEVELUP - MTA	KTM	2'25.612	12	12	1.777 0.166	220.4
11	72 Taiyo FURUSATO	JPN	Honda Team Asia	HONDA	2'25.625	15	15	1.790 0.013	222.2
12	78 Joel ESTEBAN	SPA	CFMOTO Gaviota Aspar Team	CFMOTO	2'25.627	14	14	1.792 0.002	225.4
13	80 David ALONSO	COL	CFMOTO Gaviota Aspar Team	CFMOTO	2'25.747	11	11	1.912 0.120	222.2
14	54 Riccardo ROSSI	ITA	CIP Green Power	KTM	2'25.820	12	13	1.985 0.073	224.0
15	48 Ivan ORTOLA	SPA	MT Helmets - MSI	KTM	2'25.860	6	11	2.025 0.040	224.5
16	85 Xabi ZURUTUZA	SPA	Red Bull KTM Ajo	KTM	2'26.229	13	13	2.394 0.369	226.8
17	55 Noah DETTWILER	SWI	CIP Green Power	KTM	2'26.448	14	14	2.613 0.219	220.4
18	19 Scott OGDEN	GBR	FleetSafe Honda - MLav Racing	HONDA	2'26.525	10	11	2.690 0.077	223.1
19	12 Jacob ROULSTONE	AUS	Red Bull GASGAS Tech3	GASGAS	2'26.589	12	12	2.754 0.064	221.3
20	8 Eddie O'SHEA	GBR	FleetSafe Honda - MLav Racing	HONDA	2'26.661	11	11	2.826 0.072	225.9
21	5 Tatchakorn BUASRI	THA	Honda Team Asia	HONDA	2'26.884	12	12	3.049 0.223	222.6
22	7 Filippo FARIOLI	ITA	SIC58 Squadra Corse	HONDA	2'26.935	11	14	3.100 0.051	222.6
23	96 Daniel HOLGADO	SPA	Red Bull GASGAS Tech3	GASGAS	2'27.322	13	13	3.487 0.387	220.8
24	6 Ryusei YAMANAKA	JPN	MT Helmets - MSI	KTM	2'27.374	13	13	3.539 0.052	222.6
25	66 Joel KELSO	AUS	BOE Motorsports	KTM	2'27.622	8	9	3.787 0.248	220.4
26	10 Nicola CARRARO	ITA	LEVELUP - MTA	KTM	2'28.104	11	12	4.269 0.482	221.3

Practice condition: Wet

Air: 26°

Humidity: 89%

Ground: 29°

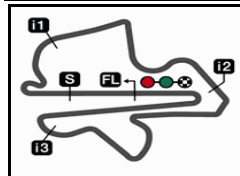
Fastest Lap:	Lap: 12	Angel PIQUERAS	2'23.835	138.7 Km/h
Best Race Lap:	2023	Ayumu SASAKI	2'12.268	150.8 Km/h
All-Time Lap Record:	2023	Jaume MASIA	2'10.846	152.5 Km/h

The results are provisional until the end of the limit for protest and appeals.

Time limit for protest expires 60' after publication of the results - Time:

These data/results cannot be reproduced, stored and/or transmitted in whole or in part by any manner of electronic, mechanical, photocopying, recording, broadcasting or otherwise now known or herein after developed without the previous express consent by the copyright owner, except for reproduction in daily press and regular printed publications on sale to the public within 60 days of the event related to those data/results and always provided that copyright symbol appears together as follows below.

© DORNA, 2024



5543 m.

PETRONAS GRAND PRIX OF MALAYSIA

Free Practice

Top Speed & Average

4



Rider	Nation	Motorcycle	Top 5 speeds					Average	Top
22 David ALMANSA	SPA	HONDA	226.8	226.4	225.4	224.5	224.0	225.2	226.8
31 Adrian FERNANDEZ	SPA	HONDA	226.8	226.4	223.6	223.6	223.6	224.6	226.8
36 Angel PIQUERAS	SPA	HONDA	226.8	224.0	224.0	224.0	223.6	224.2	226.8
85 Xabi ZURUTUZA	SPA	KTM	226.8	226.4	226.4	226.4	226.4	226.5	226.8
8 Eddie O'SHEA	GBR	HONDA	225.9	224.0	223.1	221.7	221.7	222.8	225.9
58 Luca LUNETTA	ITA	HONDA	225.9	225.4	224.5	224.0	224.0	224.6	225.9
99 Jose Antonio RUEDA	SPA	KTM	225.9	224.0	223.6	223.6	223.1	223.8	225.9
78 Joel ESTEBAN	SPA	CFMOTO	225.4	225.4	225.4	225.4	225.4	225.4	225.4
48 Ivan ORTOLA	SPA	KTM	224.5	222.6	222.6	222.2	221.7	222.7	224.5
54 Riccardo ROSSI	ITA	KTM	224.0	224.0	223.6	222.6	221.7	222.9	224.0
95 Collin VEIJER	NED	HUSQVARNA	224.0	222.6	222.2	222.2	222.2	222.6	224.0
18 Matteo BERTELLE	ITA	HONDA	223.6	223.1	222.6	222.6	222.6	222.9	223.6
19 Scott OGDEN	GBR	HONDA	223.1	222.2	222.2	222.2	220.8	222.1	223.1
64 David MUÑOZ	SPA	KTM	223.1	222.2	221.7	221.7	221.3	222.0	223.1
5 Tatchakorn BUASRI	THA	HONDA	222.6	222.6	220.4	220.4	220.4	221.3	222.6
6 Ryusei YAMANAKA	JPN	KTM	222.6	221.7	219.5	219.5	219.5	220.4	222.6
7 Filippo FARIOLI	ITA	HONDA	222.6	222.6	221.7	221.7	221.7	222.0	222.6
72 Taiyo FURUSATO	JPN	HONDA	222.2	222.2	221.7	221.7	221.3	221.7	222.2
80 David ALONSO	COL	CFMOTO	222.2	222.2	221.7	221.3	221.3	221.7	222.2
24 Tatsuki SUZUKI	JPN	HUSQVARNA	221.7	220.8	220.8	220.4	220.4	220.8	221.7
10 Nicola CARRARO	ITA	KTM	221.3	220.8	220.8	220.8	220.8	220.9	221.3
12 Jacob ROULSTONE	AUS	GASGAS	221.3	221.3	221.3	221.3	220.8	221.1	221.3
96 Daniel HOLGADO	SPA	GASGAS	220.8	219.9	219.9	219.9	219.9	220.1	220.8
55 Noah DETTWILER	SWI	KTM	220.4	219.9	219.5	219.5	219.5	219.7	220.4
66 Joel KELSO	AUS	KTM	220.4	219.5	219.5	219.0	219.0	219.5	220.4
82 Stefano NEPA	ITA	KTM	220.4	220.4	219.9	219.9	219.5	219.9	220.4

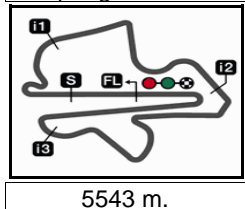
These data/results cannot be reproduced, stored and/or transmitted in whole or in part by any manner of electronic, mechanical, photocopying, recording, broadcasting or otherwise now known or herein after developed without the previous express consent by the copyright owner, except for reproduction in daily press and regular printed publications on sale to the public within 60 days of the event related to those data/results and always provided that copyright symbol appears together as follows below.

© DORNA, 2024

Official MotoGP Timing by TISSOT
www.motogp.com



Sepang, Friday, November 01, 2024



5543 m.

PETRONAS GRAND PRIX OF MALAYSIA

Free Practice

Chronological Analysis of Performances

5

* Lap / Sector time cancelled T1 Time from finish line to 1st intermediate T3 Time from 2nd intermed. to 3rd intermed.
 P Crossing the finish line in pit lane T2 Time from 1st intermed. to 2nd intermed. T4 Time from 3rd intermediate to finish line

Lap	Lap Time	T1	T2	T3	T4	Speed	Lap	Lap Time	T1	T2	T3	T4	Speed	
1st	36	Angel PIQUERAS Leopard Racing SPA						3	2'27.706	30.450	33.793	45.108	38.355	223.6
		Runs=2	Total laps=12	Full laps=9	Valid laps=8		4	2'26.693	30.507	33.432	44.538	38.216	226.8	
1	3'47.715	31.944	37.233	49.228	39.033		5	2'26.533	30.571	33.450	44.548	37.964	222.6	
2	2'29.320	30.994	34.202	45.733	38.391	222.2	6	2'26.053	30.577	33.475	44.241	37.760	223.6	
3	2'27.469	30.697	33.763	45.062	37.947	223.6	7	2'26.002 *	30.490	33.063	44.474*	37.975	223.1	
4	2'37.142	34.422	34.730	47.964	40.026	224.0	8	2'25.797	30.356	33.105	44.547	37.789	223.6	
5	2'26.227	30.518	33.690	44.435	37.584	222.2	9	2'25.339	30.344	33.165	44.145	37.685	222.6	
6	2'44.665 P	31.299	36.017	49.240	48.109	223.6	10	2'26.207	30.296	33.201	44.367	38.343	222.6	
7	6'50.765	29.732	37.180	45.565	37.973		11	2'24.872	30.217	32.962	44.096	37.597	226.4	
8	2'24.988	30.148	33.462	43.934	37.444	223.6	12	2'25.016	30.370	33.137	43.968	37.541	223.1	
9	2'24.680	30.111	33.335	43.785	37.449	226.8	13	2'24.610	30.317	32.993	43.928	37.372	222.6	
10	2'31.227	34.472	34.075	44.838	37.842	223.6	14	2'24.620	30.375	32.888	43.982	37.375	223.6	
11	2'26.490 *	30.60*	33.421	45.101	37.360	224.0								
12	2'23.835	29.935	32.860	43.663	37.377	224.0								
2nd	22	David ALMANSA Kopron Rivacold Snip SPA						1	3'08.059	29.851	36.049	47.264	39.011	
		Runs=2	Total laps=11	Full laps=8	Valid laps=8		2	2'29.110	31.422	34.310	45.231	38.147	222.6	
1	3'09.607	29.960	36.312	47.626	38.794		3	2'27.588	30.724	33.931	44.719	38.214	223.6	
2	2'29.228	30.954	34.182	45.855	38.237	226.8	4	2'25.936	30.502	33.280	44.073	38.081	221.7	
3	2'26.294	30.480	33.717	44.253	37.844	224.0	5	2'26.877	30.375	33.695	44.536	38.271	222.6	
4	2'25.645	30.595	33.431	43.989	37.630	224.5	6	2'26.456	30.393	33.446	44.450	38.167	222.6	
5	2'26.398	30.202	33.647	44.497	38.052	226.4	7	2'26.074	30.499	33.325	44.133	38.117	222.6	
6	2'27.187	30.609	33.578	45.019	37.981	222.6	8	2'42.010 P	31.955	34.803	45.496	49.756	220.8	
7	3'33.398 P	30.445	33.317	44.019	49.217	225.4	9	6'34.800	29.314	35.074	46.291	38.724		
8	10'40.230	32.252	34.424	44.869	37.910		10	2'26.049	30.682	33.127	44.199	38.041	223.1	
9	2'25.217	30.299	33.277	43.872	37.769	224.0	11	2'25.599	30.533	33.364	43.918	37.784	220.4	
10	2'24.942	30.225	33.303	44.004	37.410	222.6	12	2'24.852	30.391	33.092	43.627	37.742	220.8	
11	2'24.355	30.146	33.086	43.764	37.359	222.6	13	2'29.839	31.930	34.650	45.388	37.871	220.4	
3rd	64	David MUÑOZ BOE Motorsports SPA						1	3'12.600	28.039	34.966	47.606	39.240	
		Runs=3	Total laps=10	Full laps=5	Valid laps=5		2	2'28.815	31.159	33.920	45.176	38.560	221.7	
1	4'00.157	27.959	34.221	45.419	38.501		3	2'27.836	30.842	33.708	44.853	38.433	220.4	
2	2'25.870	30.520	33.437	44.051	37.862	221.3	4	2'26.806	30.587	33.235	44.672	38.312	220.8	
3	2'25.582	30.696	33.185	43.757	37.944	220.8	5	2'27.036	30.662	33.446	44.862	38.066	220.4	
4	2'36.765 P	30.510	33.286	44.956	48.013	222.2	6	2'26.302	30.519	33.480	44.165	38.138	220.8	
5	9'40.925	27.480	34.140	43.886	38.661		7	2'26.619	30.701	33.368	44.386	38.164	219.9	
6	2'25.025	30.193	33.314	43.668	37.850	221.7	8	2'26.415	30.496	33.663	44.203	38.053	219.9	
7	2'24.387	29.996	33.118	43.640	37.633	221.7	9	2'54.439 P	31.963	40.262	47.232	54.982	219.0	
8	2'39.706 P	34.689	34.149	44.501	46.367	220.4	10	7'27.951	34.121	33.942	44.383	38.151		
9	5'29.707	28.692	34.357	45.287	44.695		11	2'26.752 *	30.37*	33.289	45.138	37.948	220.4	
10	2'24.713	30.329	33.110	43.719	37.555	223.1	12	2'25.002	30.151	33.084	43.925	37.842	219.9	
4th	31	Adrian FERNANDEZ Leopard Racing SPA						1	3'29.507	29.924	35.593	48.406	39.039	
		Runs=1	Total laps=14	Full laps=13	Valid laps=12		2	2'28.894	31.154	33.886	45.424	38.430	222.6	
1	3'29.507	29.924	35.593	48.406	39.039									
2	2'28.894	31.154	33.886	45.424	38.430	222.6								

Fastest Lap: Angel PIQUERAS Leopard Racing SPA **2'23.835** 29.935 32.860 43.663 37.377

These data/results cannot be reproduced, stored and/or transmitted in whole or in part by any manner of electronic, mechanical, photocopying, recording, broadcasting or otherwise now known or herein after developed without the previous express consent by the copyright owner, except for reproduction in daily press and regular printed publications on sale to the public within 60 days of the event related to those data/results and always provided that copyright symbol appears together as follows below.
 © DORNA, 2024



Free Practice

Moto3

Lap	Lap Time	T1	T2	T3	T4	Speed	Lap	Lap Time	T1	T2	T3	T4	Speed
7th	99	Jose Antonio RUED Red Bull KTM Ajo SPA					8	2'26.339	30.532	33.439	44.262	38.106	220.4
		Runs=2	Total laps=13	Full laps=10	Valid laps=10		9	2'26.035	30.599	33.279	44.082	38.075	220.4
1	3'08.674	29.945	36.312	49.292	39.255		10	2'40.603 P	34.142	34.501	44.914	47.046	218.6
2	2'30.864	31.463	34.190	46.156	39.055	222.6	11	6'17.026	29.302	34.502	44.875	38.285	
3	2'29.081	31.241	33.821	45.357	38.662	225.9	12	2'25.612	30.314	33.244	44.096	37.958	219.9
4	2'27.611	30.810	33.358	45.163	38.280	223.1							
5	2'28.406	30.778	33.943	45.021	38.664	224.0							
6	2'27.620	30.997	33.731	44.631	38.261	223.1							
7	2'26.825	30.687	33.314	44.551	38.273	223.6							
8	2'26.586	30.628	33.340	44.328	38.290	222.2							
9	2'26.030	30.454	33.273	44.329	37.974	222.2							
10	2'25.834	30.427	33.281	44.239	37.887	223.6							
11	2'37.187 P	30.571	33.514	44.828	48.274	223.1							
12	5'47.801	28.060	33.817	44.820	38.026								
13	2'25.353	30.251	33.013	44.174	37.915	222.6							
8th	95	Collin VEIJER Liqui Moly Husqvarna NED					11th	72	Taiyo FURUSATO Honda Team Asia JPN				
		Runs=2	Total laps=12	Full laps=9	Valid laps=9			Runs=1	Total laps=15	Full laps=14	Valid laps=14		
1	4'18.244	30.162	37.202	49.662	40.705		1	2'55.660	29.418	35.692	48.095	40.357	
2	2'31.189	31.571	34.841	45.721	39.056	220.8	2	2'29.941	31.267	34.045	45.854	38.775	218.6
3	2'29.047	31.035	34.242	45.212	38.558	222.6	3	2'28.166	30.879	33.827	45.090	38.370	220.8
4	2'28.532	31.078	33.911	44.941	38.602	221.7	4	2'27.168	30.605	33.568	44.706	38.289	221.3
5	2'28.142	31.005	33.808	44.804	38.525	222.2	5	2'27.517	30.604	33.719	44.700	38.494	221.7
6	2'27.755	30.665	33.932	44.589	38.569	222.2	6	2'27.394	30.620	33.380	44.803	38.591	220.8
7	2'27.130	30.610	33.730	44.217	38.573	221.7	7	2'26.723	30.510	33.559	44.368	38.286	220.8
8	2'31.996	34.889	33.729	44.591	38.787	221.3	8	2'26.615	30.442	33.403	44.581	38.189	220.8
9	2'26.236	30.499	33.365	44.122	38.250	222.2	9	2'26.691	30.502	33.444	44.417	38.328	221.3
10	2'37.169 P	30.469	33.472	44.460	48.768	222.2	10	2'26.337	30.345	33.459	44.347	38.186	221.3
11	7'49.998	30.735	39.855	45.833	38.261		11	2'26.068	30.474	33.274	44.208	38.112	220.8
12	2'25.380	30.195	33.156	44.058	37.971	224.0	12	2'26.462	30.480	33.486	44.273	38.223	220.8
9th	58	Luca LUNETTA SIC58 Squadra Corse ITA					12th	78	Joel ESTEBAN CFMOTO Gaviota Asp SPA				
		Runs=2	Total laps=13	Full laps=10	Valid laps=9			Runs=1	Total laps=14	Full laps=13	Valid laps=12		
1	3'05.643	31.029	37.856	49.135	40.974		1	3'12.477	30.059	36.552	48.274	39.864	
2	2'33.765	32.883	35.433	46.415	39.034	220.8	2	2'30.345	31.242	34.597	46.025	38.481	225.4
3	2'30.229	31.575	34.392	45.327	38.935	224.5	3	2'28.825	31.714	33.834	45.131	38.146	225.0
4	2'28.689	31.198	33.994	45.084	38.413	224.0	4	2'27.685	30.925	33.686	44.911	38.163	225.4
5	2'27.350	30.828	33.846	44.618	38.058	225.9	5	2'26.886	30.780	33.574	44.682	37.850	225.4
6	2'27.866	30.932	33.983	44.741	38.210	224.0	6	2'27.033	30.617	33.620	44.618	38.178	225.0
7	2'27.523 *	30.848	33.465	44.740*	38.470	225.4	7	2'27.172 *	30.775	33.531	44.574*	38.292	225.4
8	2'27.142	30.917	33.496	44.682	38.047	223.1	8	2'27.067	30.712	33.464	44.630	38.261	224.0
9	2'37.653 P	30.670	33.504	44.255	49.224	224.0	9	2'26.598	30.432	33.405	44.536	38.225	224.0
10	6'31.180	36.785	39.572	45.663	38.832		10	2'26.431	30.587	33.280	44.512	38.052	223.6
11	2'27.234	30.786	33.638	44.822	37.988	222.2	11	2'26.075	30.491	33.343	44.304	37.937	223.6
12	2'26.187	30.693	33.469	44.145	37.880	223.1	12	2'28.992	30.715	35.564	44.738	37.975	225.4
13	2'25.446	30.423	33.277	43.941	37.805	223.6	13	2'25.864	30.338	33.308	44.322	37.896	225.0
10th	82	Stefano NEPA LEVELUP - MTA ITA					13th	80	David ALONSO CFMOTO Gaviota Asp COL				
		Runs=2	Total laps=12	Full laps=9	Valid laps=9			Runs=2	Total laps=11	Full laps=8	Valid laps=7		
1	4'17.668	30.677	36.904	49.439	39.961		1	4'18.131	29.107	36.499	49.289	40.198	
2	2'30.508	31.536	34.367	45.662	38.943	218.1	2	2'30.603	31.634	34.556	45.537	38.876	222.2
3	2'27.282	30.519	33.482	44.633	38.648	219.5	3	2'42.764 P	33.431	35.117	46.256	47.960	219.0
4	2'27.397	30.777	33.530	44.639	38.451	219.0	4	8'53.370 *	31.675	34.688	46.654*	38.679	
5	2'27.787	30.858	33.650	44.708	38.571	219.0	5	2'28.524	31.144	33.800	45.151	38.429	221.3
6	2'27.396	30.807	33.689	44.449	38.451	219.5	6	2'27.550	30.928	33.708	44.706	38.208	220.8
7	2'35.451	30.732	36.793	48.286	39.640	219.9	7	2'27.172	30.785	33.497	44.654	38.236	221.3
							8	2'27.497	30.808	33.506	44.735	38.448	221.7
							9	2'27.076	30.899	33.651	44.349	38.177	220.8
							10	2'26.449 *	30.73*	33.334	44.494	37.890	220.8
							11	2'25.747	30.470	33.281	44.158	37.838	222.2

Fastest Lap: Angel PIQUERAS Leopard Racing SPA **2'23.835** 29.935 32.860 43.663 37.377

These data/results cannot be reproduced, stored and/or transmitted in whole or in part by any manner of electronic, mechanical, photocopying, recording, broadcasting or otherwise now known or herein after developed without the previous express consent by the copyright owner, except for reproduction in daily press and regular printed publications on sale to the public within 60 days of the event related to those data/results and always provided that copyright symbol appears together as follows below.
© DORNA, 2024

Free Practice

Moto3

Lap	Lap Time	T1	T2	T3	T4	Speed	Lap	Lap Time	T1	T2	T3	T4	Speed	
14th	54	Riccardo ROSSI				CIP Green Power	ITA	9	2'28.377	31.036	33.770	44.869	38.702	219.9
		Runs=2	Total laps=13	Full laps=9	Valid laps=8		10	2'27.425	30.959	33.730	44.633	38.103	219.5	
1	3'12.949	29.187	36.488	47.755	39.862		11	2'26.834	30.673	33.449	44.565	38.147	219.5	
2	2'30.333	31.383	34.501	45.714	38.735	222.6	12	2'27.143	30.794	33.399	44.814	38.136	219.5	
3	2'29.331	31.483	34.139	45.076	38.633	224.0	13	2'28.522	31.013	33.593	45.283	38.633	219.5	
4	2'27.951	31.194	33.830	44.524	38.403	221.7	14	2'26.448	30.628	33.591	44.438	37.791	219.5	
5	2'28.093	30.725	33.783	44.803	38.782	224.0	18th 19 Scott OGDEN							
6	2'27.485	30.688	33.713	44.458	38.626	221.7	Runs=2 Total laps=11 Full laps=7 Valid laps=7							
7	2'28.137 *	30.689	33.585	45.003*	38.860	223.6	1	3'14.486	28.441	34.958	48.258	38.949		
8	2'46.103 P	30.753	34.641	46.388	54.321	220.4	2	2'29.337	31.137	34.329	45.490	38.381	222.2	
9	6'18.023	28.043	34.032	45.176	38.649		3	2'29.588	31.169	34.364	45.704	38.351	223.1	
10	2'27.393	30.659	33.566	44.341	38.827	219.5	4	2'27.237	30.746	33.595	44.577	38.319	222.2	
11	2'32.163	30.518	33.384	44.469	43.792	216.8	5	2'38.833 P	31.682	34.065	45.259	47.827	222.2	
12	2'25.820	30.459	33.169	44.074	38.118	219.5	6	7'14.587	32.314	34.001	45.271	38.466		
13	2'48.274 P	30.858	35.512	47.626	54.278	216.8	7	2'27.391	30.802	33.450	44.898	38.241	219.9	
15th 48 Ivan ORTOLA							MT Helmets - MSI SPA							
Runs=2 Total laps=11 Full laps=8 Valid laps=7							8	2'27.077	30.537	33.424	44.805	38.311	219.5	
1	3'12.178	30.440	36.548	47.920	39.409		9	2'26.977	30.805	33.440	44.582	38.150	220.4	
2	2'29.929	31.182	34.386	45.517	38.844	219.9	10	2'26.525	30.619	33.456	44.466	37.984	220.8	
3	2'28.437	30.857	33.777	45.294	38.509	222.6	11	4'28.991 P	2'03.556	38.555	54.403	52.477	219.5	
4	2'27.390	30.777	33.914	44.402	38.297	224.5	19th 12 Jacob ROULSTONE							
5	2'26.660	30.555	33.511	44.268	38.326	221.7	Runs=2 Total laps=12 Full laps=9 Valid laps=8							
6	2'25.860	30.444	33.343	44.015	38.058	221.3	1	3'23.057	29.026	36.714	48.189	40.092		
7	2'26.366	30.355	33.558	44.358	38.095	222.2	2	2'32.511	31.274	35.664	46.451	39.122	220.4	
8	2'37.033 P	30.403	33.633	44.347	48.650	222.6	3	2'30.314	31.142	34.589	45.640	38.943	220.8	
9	9'56.360	27.857	33.985	44.507	38.246		4	2'29.267	31.064	34.024	45.226	38.953	221.3	
10	2'26.231 *	30.35*	33.311	44.246	38.322	219.5	5	2'28.645	30.648	34.149	45.185	38.663	221.3	
11	2'25.890	30.382	33.199	44.150	38.159	219.5	6	2'28.582	30.633	34.207	45.072	38.670	220.8	
16th 85 Xabi ZURUTUZA							Red Bull KTM Ajo SPA							
Runs=2 Total laps=13 Full laps=10 Valid laps=8							7	3'09.913 P	30.642	34.229	46.812*	1'18.230	221.3	
1	3'13.694	28.747	34.764	46.649	38.731		8	7'37.239	29.277	34.431	45.182	39.323		
2	2'29.227	31.160	34.619	45.346	38.102	225.9	9	2'28.300	30.847	34.019	44.823	38.611	219.5	
3	2'28.155	30.942	33.994	45.102	38.117	226.4	10	2'27.579	30.716	33.753	44.577	38.533	220.4	
4	2'27.949	30.777	33.988	44.991	38.193	226.4	11	2'32.311 *	31.14*	34.485	45.643	41.034	219.9	
5	2'27.409	30.692	33.669	44.896	38.152	225.0	12	2'26.589	30.583	33.740	44.329	37.937	221.3	
6	2'27.505	30.778	33.631	44.937	38.159	226.4	20th 8 Eddie O'SHEA							
7	2'27.373 *	30.724	33.542	44.802*	38.305	226.4	Runs=2 Total laps=11 Full laps=8 Valid laps=8							
8	2'27.161	30.874	33.530	44.755	38.002	226.4	1	3'09.459	31.180	40.631	48.923	40.580		
9	2'26.468	30.578	33.478	44.444	37.968	226.8	2	2'33.238	32.360	35.161	46.521	39.196	221.7	
10	2'35.365 P	30.730	33.408	45.030	46.197	225.0	3	2'31.608	31.725	34.866	46.265	38.752	221.7	
11	6'07.345	29.235	33.603	44.486	38.050		4	2'29.441	31.170	34.543	45.228	38.500	221.7	
12	2'29.408 *	30.64*	33.500	44.640	40.620	222.2	5	2'39.574 P	32.149	34.370	45.438	47.617	221.7	
13	2'26.229	30.628	33.425	44.459	37.717	222.2	6	9'24.455	32.610	34.590	45.364	39.015		
17th 55 Noah DETTWILER							CIP Green Power SWI							
Runs=1 Total laps=14 Full laps=13 Valid laps=13							7	2'29.012	31.025	33.831	45.399	38.757	219.9	
1	2'57.452	29.917	36.117	47.575	40.254		8	2'29.203	31.302	33.884	45.585	38.432	220.4	
2	2'31.499	31.975	34.719	45.843	38.962	216.8	9	2'28.271	31.031	33.711	45.146	38.383	224.0	
3	2'30.216	31.563	34.324	45.653	38.676	218.6	10	2'27.494	30.619	33.765	44.747	38.363	223.1	
4	2'30.142	31.363	34.655	45.620	38.504	219.0	11	2'26.661	30.564	33.470	44.585	38.042	225.9	
5	2'29.413	31.171	34.036	45.617	38.589	219.0	21st 5 Tatchakorn BUASRI							
6	2'27.969	30.887	33.952	44.853	38.277	219.0	Runs=2 Total laps=12 Full laps=9 Valid laps=8							
7	2'28.033	30.956	33.830	44.879	38.368	220.4	1	2'50.885	30.193	35.514	47.266	39.062		
8	2'27.956	30.880	33.657	44.783	38.636	219.5	2	2'30.526	31.183	34.441	46.374	38.528	219.0	
Fastest Lap: Angel PIQUERAS Leopard Racing SPA 2'23.835 29.935 32.860 43.663 37.377														

These data/results cannot be reproduced, stored and/or transmitted in whole or in part by any manner of electronic, mechanical, photocopying, recording, broadcasting or otherwise now known or herein after developed without the previous express consent by the copyright owner, except for reproduction in daily press and regular printed publications on sale to the public within 60 days of the event related to those data/results and always provided that copyright symbol appears together as follows below.
© DORNA, 2024

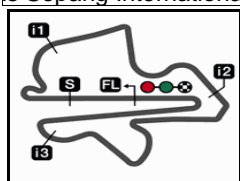
Free Practice

Moto3

Lap	Lap Time	T1	T2	T3	T4	Speed	Lap	Lap Time	T1	T2	T3	T4	Speed
5	2'33.507	32.175	34.727	47.152	39.453	219.9	13	2'27.374	30.614	33.897	44.448	38.415	221.7
6	2'29.464	30.978	34.131	45.723	38.632	220.4	25th 66 Joel KELSO BOE Motorsports AUS						
7	2'34.056	32.821	34.855	46.425	39.955	218.6	Runs=2 Total laps=9 Full laps=5 Valid laps=5						
8	2'28.642	30.977	33.969	44.923	38.773	222.6	1	5'10.539	31.568	36.594	46.582	39.848	
9	2'41.882 P	31.479	36.278	46.186	47.939	222.6	2	2'30.594	31.522	34.379	45.530	39.163	218.6
10	7'49.222	29.364	34.983	47.141	38.925		3	2'28.304	30.988	33.807	44.819	38.690	219.0
11	2'28.207 *	30.98*	33.796	45.257	38.171	219.9	4	2'43.204 P	30.913	34.946	47.316	50.029	219.5
12	2'26.884	30.769	33.419	44.821	37.875	220.4	5	7'24.458	30.112	34.292	45.331	38.728	
22nd 7 Filippo FARIOLI SIC58 Squadra Corse ITA							6	2'28.213	31.032	33.744	44.933	38.504	219.0
Runs=1 Total laps=14 Full laps=13 Valid laps=13							7	2'38.143	35.461	35.465	45.013	42.204	219.5
1	3'01.316	30.231	36.394	47.652	40.030		8	2'27.622	30.932	33.795	44.613	38.282	220.4
2	2'31.909	31.928	34.818	46.046	39.117	220.4	9	2'49.967 P	31.455	38.874	48.382	51.256	218.1
3	2'29.415	31.030	34.272	45.347	38.766	220.8	26th 10 Nicola CARRARO LEVELUP - MTA ITA						
4	2'29.449	30.989	34.141	45.257	39.062	220.4	Runs=2 Total laps=12 Full laps=9 Valid laps=9						
5	2'28.111	30.480	33.836	44.923	38.872	222.6	1	4'19.287	31.451	39.342	52.489	40.651	
6	2'27.713	30.763	33.850	44.666	38.434	221.3	2	2'34.350	32.111	35.653	47.067	39.519	221.3
7	2'27.884	30.675	33.730	44.951	38.528	221.7	3	2'31.618	31.804	34.751	46.123	38.940	220.8
8	2'27.579	30.607	33.921	44.767	38.284	221.7	4	2'30.810	31.250	34.420	46.120	39.020	220.8
9	2'27.569	30.812	33.599	44.787	38.371	222.6	5	2'30.361	31.439	34.131	45.862	38.929	219.9
10	2'27.181	30.742	33.631	44.644	38.164	219.9	6	2'29.729	31.228	34.289	45.483	38.729	220.8
11	2'26.935	30.556	33.381	44.653	38.345	221.7	7	2'48.616 P	31.226	34.257	51.324	51.809	220.8
12	2'28.310	30.741	33.330	44.782	39.457	219.5	8	7'22.584	34.082	35.107	46.116	38.784	
13	2'27.003	30.554	33.369	44.847	38.233	221.7	9	2'28.863	30.994	33.956	45.137	38.776	219.9
14	2'29.365	30.620	33.604	46.621	38.520	219.9	10	2'28.971	31.080	33.930	45.314	38.647	218.1
23rd 96 Daniel HOLGADO Red Bull GASGAS Te SPA							11	2'28.104	31.036	33.979	44.617	38.472	219.5
Runs=2 Total laps=13 Full laps=10 Valid laps=8							12	2'29.133	30.857	34.464	45.036	38.776	219.9
1	3'10.233	29.395	36.036	47.377	38.788								
2	2'30.795	31.661	34.580	46.011	38.543	220.8							
3	2'29.245	31.091	34.476	45.342	38.336	219.9							
4	2'29.606	30.983	34.325	45.398	38.900	219.9							
5	2'28.220	30.817	34.169	44.896	38.338	219.9							
6	2'27.614	30.782	34.040	44.446	38.346	219.9							
7	2'27.710 *	30.617	33.847	44.900*	38.346	219.0							
8	2'34.693	32.268	34.897	46.766	40.762	219.5							
9	2'29.580	31.540	34.385	45.075	38.580	218.6							
10	2'37.188 P	30.870	34.038	44.899	47.381	219.0							
11	6'02.707	29.238	34.883	45.176	38.429								
12	2'29.180 *	31.42*	33.966	45.543	38.244	217.3							
13	2'27.322	30.826	33.806	44.630	38.060	219.5							
24th 6 Ryusei YAMANAKA MT Helmets - MSI JPN													
Runs=2 Total laps=13 Full laps=10 Valid laps=10													
1	3'06.864	28.465	35.394	46.468	39.044								
2	2'29.526	31.320	34.382	45.214	38.610	219.5							
3	2'28.767	31.035	34.171	44.825	38.736	219.0							
4	2'28.350	30.919	34.007	44.837	38.587	219.5							
5	2'28.793	30.813	34.202	45.080	38.698	219.0							
6	2'28.856	31.079	34.176	45.170	38.431	219.5							
7	2'40.136 P	30.725	34.187	45.605	49.619	217.7							
8	6'27.072	27.906	34.569	45.550	38.565								
9	2'28.153	30.784	33.728	45.078	38.563	219.0							
10	2'29.705	31.198	33.909	45.203	39.395	219.5							
11	2'29.557	32.085	34.166	44.883	38.423	218.6							
12	2'27.995	30.693	34.161	44.751	38.390	222.6							

Fastest Lap: Angel PIQUERAS Leopard Racing SPA **2'23.835** 29.935 32.860 43.663 37.377

These data/results cannot be reproduced, stored and/or transmitted in whole or in part by any manner of electronic, mechanical, photocopying, recording, broadcasting or otherwise now known or herein after developed without the previous express consent by the copyright owner, except for reproduction in daily press and regular printed publications on sale to the public within 60 days of the event related to those data/results and always provided that copyright symbol appears together as follows below.
© DORNA, 2024



5543 m.

PETRONAS GRAND PRIX OF MALAYSIA

Free Practice

Best Partial Times

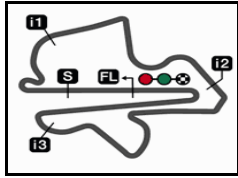
Moto3™

IT Ideal Lap Time, sum of the best partial times

BT Best Lap Time

T1		T2		T3		T4				IT		BT	
Pos	Rider	Time	Rider	Time	Rider	Time	Rider	Time	Pos	Rider	IT	BT	
1A.	PIQUERAS	29.935	A.PIQUERAS	32.860	M.BERTELLE	43.627	D.ALMANSA	37.359	1	A.PIQUERAS	2'23.818	2'23.835	(1)
2D.	MUÑOZ	29.996	A.FERNANDEZ	32.888	D.MUÑOZ	43.640	A.PIQUERAS	37.360	2	D.MUÑOZ	2'24.301	2'24.387	(3)
3D.	ALMANSA	30.146	J.RUEDA	33.013	A.PIQUERAS	43.663	A.FERNANDEZ	37.372	3	D.ALMANSA	2'24.355	2'24.355	(2)
4T.	SUZUKI	30.151	T.SUZUKI	33.084	D.ALMANSA	43.764	D.MUÑOZ	37.555	4	A.FERNANDEZ	2'24.405	2'24.610	(4)
5C.	VEIJER	30.195	D.ALMANSA	33.086	T.SUZUKI	43.925	X.ZURUTUZA	37.717	5	M.BERTELLE	2'24.836	2'24.852	(5)
6A.	FERNANDEZ	30.217	M.BERTELLE	33.092	A.FERNANDEZ	43.928	M.BERTELLE	37.742	6	T.SUZUKI	2'25.002	2'25.002	(6)
7J.	RUEDA	30.251	D.MUÑOZ	33.110	L.LUNETTA	43.941	N.DETTWILER	37.791	7	J.RUEDA	2'25.325	2'25.353	(7)
8J.	ESTEBAN	30.267	C.VEIJER	33.156	I.ORTOLA	44.015	L.LUNETTA	37.805	8	C.VEIJER	2'25.380	2'25.380	(8)
9S.	NEPA	30.314	R.ROSSI	33.169	C.VEIJER	44.058	D.ALONSO	37.838	9	L.LUNETTA	2'25.446	2'25.446	(9)
10T.	FURUSATO	30.345	J.ESTEBAN	33.170	R.ROSSI	44.074	T.SUZUKI	37.842	10	T.FURUSATO	2'25.573	2'25.625	(11)
11I.	ORTOLA	30.355	I.ORTOLA	33.199	T.FURUSATO	44.079	J.ESTEBAN	37.850	11	J.ESTEBAN	2'25.591	2'25.627	(12)
12M.	BERTELLE	30.375	S.NEPA	33.244	S.NEPA	44.082	T.BUASRI	37.875	12	S.NEPA	2'25.598	2'25.612	(10)
13L.	LUNETTA	30.423	T.FURUSATO	33.274	D.ALONSO	44.158	T.FURUSATO	37.875	13	I.ORTOLA	2'25.627	2'25.860	(15)
14R.	ROSSI	30.459	L.LUNETTA	33.277	J.RUEDA	44.174	J.RUEDA	37.887	14	D.ALONSO	2'25.747	2'25.747	(13)
15D.	ALONSO	30.470	D.ALONSO	33.281	J.ESTEBAN	44.304	J.ROULSTONE	37.937	15	R.ROSSI	2'25.820	2'25.820	(14)
16F.	FARIOLI	30.480	F.FARIOLI	33.330	J.ROULSTONE	44.329	S.NEPA	37.958	16	X.ZURUTUZA	2'26.147	2'26.229	(16)
17S.	OGDEN	30.537	N.DETTWILER	33.399	N.DETTWILER	44.438	C.VEIJER	37.971	17	N.DETTWILER	2'26.256	2'26.448	(17)
18E.	O'SHEA	30.564	X.ZURUTUZA	33.408	X.ZURUTUZA	44.444	S.OGDEN	37.984	18	S.OGDEN	2'26.411	2'26.525	(18)
19X.	ZURUTUZA	30.578	T.BUASRI	33.419	D.HOLGADO	44.446	E.O'SHEA	38.042	19	J.ROULSTONE	2'26.589	2'26.589	(19)
20J.	ROULSTONE	30.583	S.OGDEN	33.424	R.YAMANAKA	44.448	I.ORTOLA	38.058	20	F.FARIOLI	2'26.618	2'26.935	(22)
21R.	YAMANAKA	30.614	E.O'SHEA	33.470	S.OGDEN	44.466	D.HOLGADO	38.060	21	E.O'SHEA	2'26.661	2'26.661	(20)
22D.	HOLGADO	30.617	R.YAMANAKA	33.728	E.O'SHEA	44.585	R.ROSSI	38.118	22	T.BUASRI	2'26.884	2'26.884	(21)
23N.	DETTWILER	30.628	J.ROULSTONE	33.740	J.KELSO	44.613	F.FARIOLI	38.164	23	D.HOLGADO	2'26.929	2'27.322	(23)
24T.	BUASRI	30.769	J.KELSO	33.744	N.CARRARO	44.617	J.KELSO	38.282	24	R.YAMANAKA	2'27.180	2'27.374	(24)

These data/results cannot be reproduced, stored and/or transmitted in whole or in part by any manner of electronic, mechanical, photocopying, recording, broadcasting or otherwise now known or herein after developed without the previous express consent by the copyright owner, except for reproduction in daily press and regular printed publications on sale to the public within 60 days of the event related to those data/results and always provided that copyright symbol appears together as follows below.
© DORNA, 2024



5543 m.

PETRONAS GRAND PRIX OF MALAYSIA

Free Practice

Best Partial Times

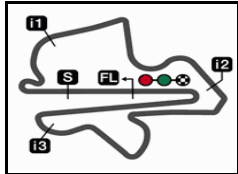
Moto3™

IT Ideal Lap Time, sum of the best partial times

BT Best Lap Time

<i>T1</i>		<i>T2</i>		<i>T3</i>		<i>T4</i>				<i>IT</i>	<i>BT</i>	
<i>Pos</i>	<i>Rider</i>	<i>Time</i>	<i>Rider</i>	<i>Time</i>	<i>Rider</i>	<i>Time</i>	<i>Rider</i>	<i>Time</i>	<i>Pos</i>	<i>Rider</i>		
25	N.CARRARO	30.857	D.HOLGADO	33.806	F.FARIOLI	44.644	R.YAMANAKA	38.390	25	J.KELSO	2'27.552	2'27.622 (25)
26	J.KELSO	30.913	N.CARRARO	33.930	T.BUASRI	44.821	N.CARRARO	38.472	26	N.CARRARO	2'27.876	2'28.104 (26)

These data/results cannot be reproduced, stored and/or transmitted in whole or in part by any manner of electronic, mechanical, photocopying, recording, broadcasting or otherwise now known or herein after developed without the previous express consent by the copyright owner, except for reproduction in daily press and regular printed publications on sale to the public within 60 days of the event related to those data/results and always provided that copyright symbol appears together as follows below.
© DORNA, 2024




5543 m.

PETRONAS GRAND PRIX OF MALAYSIA

Free Practice

Fastest Laps Sequence

<i>Practice Time</i>	 <i>Rider</i>	<i>Nation</i>	<i>Motorcycle</i>	<i>Time</i>	<i>Km/h</i>	<i>Rider's Lap</i>
5'21.411	5 Tatchakorn BUASRI	THA	HONDA	2'30.526	132.5	2
5'25.601	72 Taiyo FURUSATO	JPN	HONDA	2'29.941	133.0	2
5'36.390	6 Ryusei YAMANAKA	JPN	KTM	2'29.526	133.4	2
5'37.169	18 Matteo BERTELLE	ITA	HONDA	2'29.110	133.8	2
5'41.415	24 Tatsuki SUZUKI	JPN	HUSQVARNA	2'28.815	134.0	2
6'26.027	64 David MUÑOZ	SPA	KTM	2'25.870	136.7	2
8'51.609	64 David MUÑOZ	SPA	KTM	2'25.582	137.0	3
23'02.524	31 Adrian FERNANDEZ	SPA	HONDA	2'25.339	137.2	9
23'34.324	64 David MUÑOZ	SPA	KTM	2'25.025	137.5	6
25'48.291	36 Angel PIQUERAS	SPA	HONDA	2'24.988	137.6	8
25'58.711	64 David MUÑOZ	SPA	KTM	2'24.387	138.2	7
35'34.523	36 Angel PIQUERAS	SPA	HONDA	2'23.835	138.7	12

These data/results cannot be reproduced, stored and/or transmitted in whole or in part by any manner of electronic, mechanical, photocopying, recording, broadcasting or otherwise now known or herein after developed without the previous express consent by the copyright owner, except for reproduction in daily press and regular printed publications on sale to the public within 60 days of the event related to those data/results and always provided that copyright symbol appears together as follows below.

© DORNA, 2024