


5543 m.

# PETRONAS GRAND PRIX OF MALAYSIA

## Practice Nr. 1

### Classification

6

	Rider	Nation	Team	Motorcycle	Time	Lap	Total	Gap	Top Speed
1	80 David ALONSO	COL	CFMOTO Gaviota Aspar Team	CFMOTO	<b>2'11.241</b>	12	13		<b>228.8</b>
2	31 Adrian FERNANDEZ	SPA	Leopard Racing	HONDA	<b>2'11.457</b>	13	15	0.216 0.216	<b>229.7</b>
3	72 Taiyo FURUSATO	JPN	Honda Team Asia	HONDA	<b>2'11.707</b>	12	12	0.466 0.250	<b>227.3</b>
4	6 Ryusei YAMANAKA	JPN	MT Helmets - MSI	KTM	<b>2'11.733</b>	12	13	0.492 0.026	<b>229.2</b>
5	95 Collin VEIJER	NED	Liqui Moly Husqvarna Intact GP	HUSQVARNA	<b>2'11.801</b>	12	12	0.560 0.068	<b>221.7</b>
6	99 Jose Antonio RUEDA	SPA	Red Bull KTM Ajo	KTM	<b>2'11.886</b>	13	13	0.645 0.085	<b>228.3</b>
7	96 Daniel HOLGADO	SPA	Red Bull GASGAS Tech3	GASGAS	<b>2'12.004</b>	12	12	0.763 0.118	<b>227.8</b>
8	12 Jacob ROULSTONE	AUS	Red Bull GASGAS Tech3	GASGAS	<b>2'12.165</b>	12	12	0.924 0.161	<b>226.4</b>
9	19 Scott OGDEN	GBR	FleetSafe Honda - MLav Racing	HONDA	<b>2'12.202</b>	9	10	0.961 0.037	<b>226.4</b>
10	24 Tatsuki SUZUKI	JPN	Liqui Moly Husqvarna Intact GP	HUSQVARNA	<b>2'12.245</b>	12	12	1.004 0.043	<b>229.2</b>
11	36 Angel PIQUERAS	SPA	Leopard Racing	HONDA	<b>2'12.286</b>	6	13	1.045 0.041	<b>229.2</b>
12	58 Luca LUNETTA	ITA	SIC58 Squadra Corse	HONDA	<b>2'12.353</b>	10	14	1.112 0.067	<b>229.2</b>
13	66 Joel KELSO	AUS	BOE Motorsports	KTM	<b>2'12.408</b>	11	11	1.167 0.055	<b>224.0</b>
14	82 Stefano NEPA	ITA	LEVELUP - MTA	KTM	<b>2'12.439</b>	7	12	1.198 0.031	<b>225.9</b>
15	54 Riccardo ROSSI	ITA	CIP Green Power	KTM	<b>2'12.487</b>	10	11	1.246 0.048	<b>226.4</b>
16	48 Ivan ORTOLA	SPA	MT Helmets - MSI	KTM	<b>2'12.657</b>	10	11	1.416 0.170	<b>223.1</b>
17	7 Filippo FARIOLI	ITA	SIC58 Squadra Corse	HONDA	<b>2'12.875</b>	7	11	1.634 0.218	<b>228.8</b>
18	64 David MUÑOZ	SPA	BOE Motorsports	KTM	<b>2'12.931</b>	11	11	1.690 0.056	<b>228.8</b>
19	18 Matteo BERTELLE	ITA	Kopron Rivacold Snipers Team	HONDA	<b>2'12.946</b>	4	10	1.705 0.015	<b>227.3</b>
20	22 David ALMANSA	SPA	Kopron Rivacold Snipers Team	HONDA	<b>2'13.015</b>	6	12	1.774 0.069	<b>227.8</b>
21	5 Tatchakorn BUASRI	THA	Honda Team Asia	HONDA	<b>2'13.259</b>	5	11	2.018 0.244	<b>225.9</b>
22	8 Eddie O'SHEA	GBR	FleetSafe Honda - MLav Racing	HONDA	<b>2'13.261</b>	5	10	2.020 0.002	<b>223.1</b>
23	10 Nicola CARRARO	ITA	LEVELUP - MTA	KTM	<b>2'13.448</b>	3	13	2.207 0.187	<b>226.8</b>
24	85 Xabi ZURUTUZA	SPA	Red Bull KTM Ajo	KTM	<b>2'13.595</b>	2	13	2.354 0.147	<b>229.2</b>
25	78 Joel ESTEBAN	SPA	CFMOTO Gaviota Aspar Team	CFMOTO	<b>2'13.690</b>	11	11	2.449 0.095	<b>225.9</b>
26	55 Noah DETTWILER	SWI	CIP Green Power	KTM	<b>2'14.182</b>	14	15	2.941 0.492	<b>221.7</b>

Practice condition: Dry

Air: 33°

Humidity: 59%

Ground: 49°

<b>Fastest Lap:</b>	Lap: 12	<b>David ALONSO</b>	<b>2'11.241</b>	152 Km/h
<b>Best Race Lap:</b>	2023	<b>Ayumu SASAKI</b>	<b>2'12.268</b>	150.8 Km/h
<b>All-Time Lap Record:</b>	2023	<b>Jaume MASIA</b>	<b>2'10.846</b>	152.5 Km/h

The results are provisional until the end of the limit for protest and appeals.

Time limit for protest expires 60' after publication of the results - ..... Time: .....

These data/results cannot be reproduced, stored and/or transmitted in whole or in part by any manner of electronic, mechanical, photocopying, recording, broadcasting or otherwise now known or herein after developed without the previous express consent by the copyright owner, except for reproduction in daily press and regular printed publications on sale to the public within 60 days of the event related to those data/results and always provided that copyright symbol appears together as follows below.

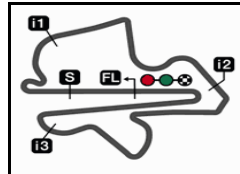
© DORNA, 2024

Official MotoGP Timing by TISSOT

www.motogp.com

Sepang, Friday, November 01, 2024





5543 m.

## PETRONAS GRAND PRIX OF MALAYSIA

## Practice Nr. 1

## Top Speed &amp; Average

8



Rider	Nation	Motorcycle	Top 5 speeds					Average	Top
31 Adrian FERNANDEZ	SPA	HONDA	229.7	227.3	226.4	226.4	224.5	226.9	229.7
6 Ryusei YAMANAKA	JPN	KTM	229.2	225.4	225.4	225.0	223.1	225.6	229.2
24 Tatsuki SUZUKI	JPN	HUSQVARNA	229.2	228.8	228.8	228.3	227.3	228.5	229.2
36 Angel PIQUERAS	SPA	HONDA	229.2	228.8	228.8	228.3	227.3	228.5	229.2
58 Luca LUNETTA	ITA	HONDA	229.2	228.3	228.3	227.3	226.8	228.0	229.2
85 Xabi ZURUTUZA	SPA	KTM	229.2	228.3	226.4	225.4	224.5	226.8	229.2
7 Filippo FARIOLI	ITA	HONDA	228.8	225.0	223.1	222.6	221.7	223.8	228.8
64 David MUÑOZ	SPA	KTM	228.8	223.1	221.3	220.8	219.9	222.8	228.8
80 David ALONSO	COL	CFMOTO	228.8	225.0	223.6	221.3	220.8	222.7	228.8
99 Jose Antonio RUEDA	SPA	KTM	228.3	225.0	224.0	224.0	223.6	225.0	228.3
22 David ALMANSA	SPA	HONDA	227.8	227.3	225.4	225.4	225.0	226.2	227.8
96 Daniel HOLGADO	SPA	GASGAS	227.8	226.4	225.4	225.0	223.6	225.6	227.8
18 Matteo BERTELLE	ITA	HONDA	227.3	227.3	226.4	226.4	225.0	226.5	227.3
72 Taiyo FURUSATO	JPN	HONDA	227.3	224.0	223.1	221.7	220.8	223.4	227.3
10 Nicola CARRARO	ITA	KTM	226.8	225.0	224.5	223.1	222.6	224.4	226.8
12 Jacob ROULSTONE	AUS	GASGAS	226.4	225.9	225.9	224.5	223.6	225.0	226.4
19 Scott OGDEN	GBR	HONDA	226.4	225.0	223.6	223.6	220.8	223.9	226.4
54 Riccardo ROSSI	ITA	KTM	226.4	225.0	224.5	224.0	220.4	223.5	226.4
5 Tatchakorn BUASRI	THA	HONDA	225.9	225.9	224.0	223.6	220.8	224.0	225.9
78 Joel ESTEBAN	SPA	CFMOTO	225.9	224.0	223.6	223.1	220.8	223.5	225.9
82 Stefano NEPA	ITA	KTM	225.9	225.4	223.1	222.6	221.3	223.7	225.9
66 Joel KELSO	AUS	KTM	224.0	221.3	220.8	220.8	220.4	221.5	224.0
8 Eddie O'SHEA	GBR	HONDA	223.1	223.1	222.2	221.7	221.3	222.3	223.1
48 Ivan ORTOLA	SPA	KTM	223.1	222.6	222.2	221.7	221.3	222.2	223.1
55 Noah DETTWILER	SWI	KTM	221.7	220.4	219.5	219.0	219.0	219.9	221.7
95 Collin VEIJER	NED	HUSQVARNA	221.7	220.8	220.4	220.4	220.4	220.7	221.7

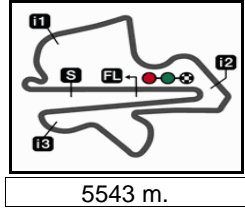
These data/results cannot be reproduced, stored and/or transmitted in whole or in part by any manner of electronic, mechanical, photocopying, recording, broadcasting or otherwise now known or herein after developed without the previous express consent by the copyright owner, except for reproduction in daily press and regular printed publications on sale to the public within 60 days of the event related to those data/results and always provided that copyright symbol appears together as follows below.

© DORNA, 2024

Official MotoGP Timing by TISSOT  
www.motogp.com



Sepang, Friday, November 01, 2024



**PETRONAS GRAND PRIX OF MALAYSIA**  
**Practice Nr. 1**  
**Chronological Analysis of Performances**

**9**

\* Lap / Sector time cancelled      T1 Time from finish line to 1st intermediate      T3 Time from 2nd intermed. to 3rd intermed.  
P Crossing the finish line in pit lane      T2 Time from 1st intermed. to 2nd intermed.      T4 Time from 3rd intermediate to finish line

Lap	Lap Time	T1	T2	T3	T4	Speed	Lap	Lap Time	T1	T2	T3	T4	Speed	
<b>1st</b>	<b>80</b>	<b>David ALONSO</b> CFMOTO Gaviota Asp COL						11	<b>2'12.101</b>	27.761	29.572	39.466	35.302	219.9
		Runs=2 Total laps=13 Full laps=10 Valid laps=10						12	<b>2'11.707</b>	27.820	29.487	<b>39.222</b>	35.178	219.9
1	2'21.866	25.035	30.404	40.786	35.902									
2	<b>2'13.248</b>	28.027	29.823	40.148	35.250	223.6								
3	<b>2'12.659</b>	27.846	29.658	39.799	35.356	220.8								
4	<b>2'12.791</b>	27.873	29.582	39.924	35.412	220.8								
5	<b>2'13.121</b>	27.904	29.786	39.761	35.670	219.5								
6	<b>2'13.084</b>	27.971	29.780	39.880	35.453	220.4								
7	<b>2'15.848</b>	28.113	31.105	40.107	36.523	220.8								
8	<b>2'13.197</b>	28.062	29.817	39.922	35.396	220.4								
9	<b>2'12.839</b>	28.063	29.778	39.674	35.324	220.8								
10	<b>2'22.103</b> P	<b>28.093</b>	<b>29.815</b>	<b>39.683</b>	<b>44.512</b>	<b>221.3</b>								
11	8'21.615	24.144	29.692	39.481	35.229									
12	<b>2'11.241</b>	<b>27.531</b>	<b>29.476</b>	<b>39.286</b>	<b>34.948</b>	225.0								
13	<b>2'11.545</b>	27.599	29.517	39.328	35.101	<b>228.8</b>								
<b>2nd</b>	<b>31</b>	<b>Adrian FERNANDEZ</b> Leopard Racing SPA												
		Runs=2 Total laps=15 Full laps=12 Valid laps=12												
1	2'44.933	25.625	30.510	39.818	35.284									
2	<b>2'11.684</b>	27.611	<b>29.524</b>	39.359	35.190	227.3								
3	<b>2'11.701</b>	27.690	29.561	39.345	35.105	222.6								
4	<b>2'12.163</b>	27.588	29.602	39.716	35.257	<b>229.7</b>								
5	<b>2'15.628</b>	27.787	29.731	42.808	35.302	221.7								
6	<b>2'12.033</b>	<b>27.576</b>	29.700	39.420	35.337	224.5								
7	<b>2'12.603</b>	28.000	29.783	39.538	35.282	226.4								
8	<b>2'12.681</b>	27.902	29.826	39.694	35.259	222.6								
9	<b>2'13.076</b>	27.774	30.171	39.715	35.416	223.1								
10	<b>2'12.815</b>	27.786	29.894	39.687	35.448	226.4								
11	<b>2'22.862</b> P	<b>28.024</b>	<b>30.324</b>	<b>40.040</b>	<b>44.474</b>	<b>219.0</b>								
12	5'24.437	24.708	29.890	39.254	35.283									
13	<b>2'11.457</b>	27.699	29.577	<b>39.177</b>	<b>35.004</b>	219.5								
14	<b>2'11.798</b>	27.706	29.599	39.413	35.080	219.9								
15	<b>2'12.774</b>	27.819	29.858	39.687	35.410	219.5								
<b>3rd</b>	<b>72</b>	<b>Taiyo FURUSATO</b> Honda Team Asia JPN												
		Runs=2 Total laps=12 Full laps=9 Valid laps=9												
1	2'43.282	25.261	30.336	40.432	35.767									
2	<b>2'12.667</b>	27.911	29.947	39.562	35.247	<b>227.3</b>								
3	<b>2'12.270</b>	27.913	29.578	39.508	35.271	221.7								
4	<b>2'12.526</b>	27.836	29.742	39.568	35.380	224.0								
5	<b>2'12.504</b>	<b>27.725</b>	29.669	39.666	35.444	223.1								
6	<b>2'12.660</b>	27.831	29.712	39.525	35.592	220.8								
7	<b>2'34.048</b> P	<b>29.882</b>	<b>33.603</b>	<b>41.475</b>	<b>49.088</b>	<b>204.5</b>								
8	10'45.358	25.234	30.415	40.404	36.001									
9	<b>2'11.722</b>	27.790	<b>29.471</b>	39.339	<b>35.122</b>	219.5								
10	<b>2'12.833</b>	27.964	29.578	39.515	35.776	218.1								
<b>4th</b>	<b>6</b>	<b>Ryusei YAMANAKA</b> MT Helmets - MSI JPN												
		Runs=3 Total laps=13 Full laps=8 Valid laps=8												
1	2'36.058	25.334	30.745	40.950	35.622									
2	<b>2'13.428</b>	27.851	30.286	39.887	35.404	225.4								
3	<b>2'14.994</b>	27.750	30.252	40.068	36.924	223.1								
4	<b>2'12.770</b>	27.868	29.764	39.720	35.418	<b>229.2</b>								
5	<b>2'14.001</b>	28.558	30.146	39.737	35.560	222.6								
6	<b>2'12.141</b>	27.638	29.601	39.519	35.383	225.4								
7	<b>2'13.080</b>	27.922	29.804	39.888	35.466	222.6								
8	<b>2'23.878</b> P	<b>28.996</b>	<b>30.037</b>	<b>39.850</b>	<b>44.995</b>	<b>222.2</b>								
9	4'32.766	24.464	30.673	40.831	35.743									
10	<b>2'21.689</b> P	<b>28.050</b>	<b>30.490</b>	<b>40.197</b>	<b>42.952</b>	<b>219.5</b>								
11	5'30.328	24.101	29.908	39.496	<b>35.061</b>									
12	<b>2'11.733</b>	<b>27.619</b>	<b>29.551</b>	39.452	35.111	221.3								
13	<b>2'11.797</b>	27.660	29.662	<b>39.262</b>	35.213	225.0								
<b>5th</b>	<b>95</b>	<b>Collin VEIJER</b> Liqui Moly Husqvarna NED												
		Runs=2 Total laps=12 Full laps=9 Valid laps=9												
1	3'31.108	25.975	31.791	41.146	35.792									
2	<b>2'14.069</b>	28.253	30.747	39.662	35.407	220.4								
3	<b>2'13.040</b>	28.061	29.845	39.689	35.445	219.5								
4	<b>2'12.349</b>	27.860	29.539	39.591	35.359	220.8								
5	<b>2'12.466</b>	27.944	29.679	39.502	35.341	220.4								
6	<b>2'12.714</b>	27.939	29.573	39.803	35.399	219.5								
7	<b>2'12.379</b>	27.904	29.555	39.506	35.414	220.4								
8	<b>2'21.614</b> P	<b>27.938</b>	<b>29.778</b>	<b>40.455</b>	<b>43.443</b>	<b>220.4</b>								
9	9'21.710	26.147	31.392	41.628	35.831									
10	<b>2'11.896</b>	27.882	<b>29.473</b>	39.414	<b>35.127</b>	219.0								
11	<b>2'11.921</b>	27.743	29.475	39.492	35.211	219.9								
12	<b>2'11.801</b>	<b>27.714</b>	29.486	<b>39.340</b>	35.261	<b>221.7</b>								
<b>6th</b>	<b>99</b>	<b>Jose Antonio RUED</b> Red Bull KTM Ajo SPA												
		Runs=2 Total laps=13 Full laps=10 Valid laps=10												
1	2'22.515	25.306	30.395	40.698	35.823									
2	<b>2'13.359</b>	27.953	29.985	39.967	35.454	<b>228.3</b>								
3	<b>2'13.323</b>	27.982	29.956	39.942	35.443	223.1								
4	<b>2'12.983</b>	27.999	29.809	39.791	35.384	224.0								
5	<b>2'12.920</b>	27.941	29.810	39.700	35.469	222.6								
6	<b>2'12.534</b>	27.807	29.796	39.596	35.335	222.6								
7	<b>2'13.620</b>	27.891	29.965	40.055	35.709	224.0								
8	<b>2'13.218</b>	28.073	29.934	39.822	35.389	220.4								
9	<b>2'13.244</b>	28.063	29.930	39.853	35.398	221.3								
10	<b>2'22.973</b> P	<b>28.224</b>	<b>30.083</b>	<b>40.028</b>	<b>44.638</b>	<b>220.8</b>								

**Fastest Lap:** David ALONSO CFMOTO Gaviota Asp COL **2'11.241** 27.531 29.476 39.286 34.948

These data/results cannot be reproduced, stored and/or transmitted in whole or in part by any manner of electronic, mechanical, photocopying, recording, broadcasting or otherwise now known or herein after developed without the previous express consent by the copyright owner, except for reproduction in daily press and regular printed publications on sale to the public within 60 days of the event related to those data/results and always provided that copyright symbol appears together as follows below.  
© DORNA, 2024



## Practice Nr. 1

## Moto3

Lap	Lap Time	T1	T2	T3	T4	Speed	Lap	Lap Time	T1	T2	T3	T4	Speed	
11	8'45.435	24.843	30.329	41.338	36.965		8	<b>2'13.206</b>	27.853	29.951	40.007	35.395	223.6	
12	<b>2'12.304</b>	27.744	29.838	39.614	35.108	225.0	9	2'26.175 P	28.048	29.909	39.990	48.228	225.0	
13	<b>2'11.886</b>	27.817	29.703	39.334	35.032	223.6	10	10'05.374	24.506	29.904	39.786	35.656		
<b>7th</b>	<b>96</b>	<b>Daniel HOLGADO</b>	Red Bull GASGAS Te SPA	Runs=2	Total laps=12	Full laps=9	Valid laps=9	11	<b>2'12.684</b>	27.746	29.562	39.888	35.488	224.0
1	2'41.604	25.184	30.774	41.377	35.688		12	<b>2'12.245</b>	27.740	29.614	39.614	35.277	224.5	
2	<b>2'13.773</b>	28.191	30.118	40.091	35.373	223.6	<b>11th</b>	<b>36</b>	<b>Angel PIQUERAS</b>	Leopard Racing SPA	Runs=2	Total laps=13	Full laps=10	Valid laps=10
3	<b>2'13.359</b>	27.858	29.951	40.135	35.415	220.4	1	2'42.900	26.358	31.087	43.269	36.448		
4	<b>2'12.519</b>	27.823	29.706	39.792	35.198	227.8	2	<b>2'14.177</b>	28.121	30.320	40.292	35.444	228.3	
5	<b>2'12.862</b>	27.725	29.930	39.926	35.281	225.0	3	<b>2'13.290</b>	27.925	29.982	40.088	35.295	228.8	
6	<b>2'12.498</b>	27.654	29.878	39.687	35.279	226.4	4	<b>2'12.414</b>	27.774	29.750	39.702	35.188	227.3	
7	<b>2'19.783</b>	27.734	35.600	40.697	35.752	225.4	5	<b>2'12.374</b>	27.854	29.750	39.585	35.185	224.5	
8	<b>2'14.426</b>	27.975	30.246	40.554	35.651	220.8	6	<b>2'12.286</b>	27.747	29.711	39.651	35.177	228.8	
9	2'25.738 P	30.386	30.831	40.322	44.199	219.0	7	<b>2'16.301</b>	27.697	32.728	40.300	35.576	226.8	
10	10'04.793	24.120	30.101	40.069	35.187		8	<b>2'19.624</b>	28.010	35.217	40.848	35.549	221.7	
11	<b>2'12.117</b>	27.614	29.778	39.573	35.152	221.3	9	<b>2'13.836</b>	28.069	30.083	40.241	35.443	222.2	
12	<b>2'12.004</b>	27.836	29.756	39.339	35.073	222.6	10	2'24.765 P	28.480	31.057	41.581	43.647	221.3	
<b>8th</b>	<b>12</b>	<b>Jacob ROULSTONE</b>	Red Bull GASGAS Te AUS	Runs=2	Total laps=12	Full laps=9	Valid laps=9	11	7'58.166	25.147	30.380	40.142	35.311	
1	2'36.853	26.407	31.419	41.136	35.819		12	<b>2'18.827</b>	27.488	31.848	40.606	38.885	226.4	
2	<b>2'13.357</b>	28.076	29.863	39.930	35.488	224.5	13	<b>2'12.587</b>	27.775	29.925	39.759	35.128	229.2	
3	<b>2'13.100</b>	28.035	29.958	39.772	35.335	223.6	<b>12th</b>	<b>58</b>	<b>Luca LUNETTA</b>	SIC58 Squadra Corse ITA	Runs=2	Total laps=14	Full laps=11	Valid laps=11
4	<b>2'13.095</b>	27.893	29.794	40.033	35.375	223.6	1	2'23.304	26.351	30.458	40.680	35.935		
5	<b>2'13.216</b>	27.796	29.969	39.895	35.556	226.4	2	<b>2'13.374</b>	28.228	29.893	39.895	35.358	229.2	
6	<b>2'13.894</b>	28.023	29.926	39.905	36.040	220.8	3	<b>2'13.313</b>	28.123	29.882	40.002	35.306	227.3	
7	<b>2'13.573</b>	28.093	29.864	39.801	35.815	225.9	4	<b>2'12.619</b>	27.801	29.819	39.731	35.268	228.3	
8	<b>2'13.375</b>	27.859	29.943	39.885	35.688	225.9	5	<b>2'13.067</b>	27.969	29.971	39.740	35.387	225.4	
9	2'24.214 P	28.482	30.722	40.268	44.742	220.4	6	<b>2'12.605</b>	27.943	29.587	39.921	35.154	224.0	
10	10'19.554	24.999	29.778	39.749	35.408		7	<b>2'18.137</b>	27.924	33.403	41.174	35.636	225.4	
11	<b>2'12.220</b>	27.707	29.774	39.500	35.239	220.8	8	<b>2'13.044</b>	28.027	29.810	39.872	35.335	222.6	
12	<b>2'12.165</b>	27.786	29.774	39.395	35.210	221.3	9	<b>2'12.812</b>	27.948	29.923	39.645	35.296	222.6	
<b>9th</b>	<b>19</b>	<b>Scott OGDEN</b>	FleetSafe Honda - ML GBR	Runs=3	Total laps=10	Full laps=5	Valid laps=5	10	<b>2'12.353</b>	27.731	29.673	39.680	35.269	222.6
1	2'43.014	27.456	30.960	42.611	38.414		11	2'30.890 P	29.179	31.245	41.810	48.656	217.3	
2	<b>2'14.631</b>	28.132	30.439	40.153	35.907	226.4	12	6'03.812	27.314	30.704	40.000	36.296		
3	<b>2'13.631</b>	28.282	30.025	39.787	35.537	219.9	13	<b>2'19.256</b>	27.768	32.769	41.046	37.673	226.8	
4	<b>2'13.521</b>	28.127	29.843	39.773	35.778	223.6	14	<b>2'18.980</b>	27.912	33.613	41.325	36.130	228.3	
5	2'26.973 P	27.978	31.948	41.895	45.152	225.0	<b>13th</b>	<b>66</b>	<b>Joel KELSO</b>	BOE Motorsports AUS	Runs=2	Total laps=11	Full laps=8	Valid laps=8
6	8'35.440	32.311	30.763	41.567	39.636		1	2'56.219	25.888	31.172	40.931	35.890		
7	2'22.999 P	28.283	29.986	40.950	43.780	223.6	2	<b>2'13.495</b>	27.981	29.805	39.984	35.725	220.8	
8	8'01.616	25.503	31.521	41.144	36.733		3	<b>2'13.768</b>	28.148	29.818	40.133	35.669	219.5	
9	<b>2'12.202</b>	27.813	29.712	39.479	35.198	218.6	4	<b>2'14.045</b>	27.920	29.993	40.243	35.889	220.8	
10	<b>2'12.318</b>	27.694	29.501	39.399	35.724	220.8	5	<b>2'12.943</b>	27.974	29.799	39.857	35.313	219.0	
<b>10th</b>	<b>24</b>	<b>Tatsuki SUZUKI</b>	Liqui Moly Husqvarna JPN	Runs=2	Total laps=12	Full laps=9	Valid laps=9	6	<b>2'13.095</b>	27.913	29.806	39.828	35.548	218.6
1	2'43.896	25.712	30.723	40.355	35.330		7	<b>2'14.442</b>	27.955	29.841	40.075	36.571	220.4	
2	<b>2'12.965</b>	27.774	29.871	39.803	35.517	229.2	8	2'24.765 P	27.980	30.024	42.039	44.722	219.0	
3	<b>2'12.264</b>	27.780	29.604	39.579	35.301	228.8	9	12'18.071	28.587	30.174	40.004	39.102		
4	<b>2'12.310</b>	27.912	29.492	39.704	35.202	227.3	10	<b>2'19.478</b>	27.849	29.549	40.548	41.532	221.3	
5	<b>2'12.499</b>	27.780	29.694	39.731	35.294	228.3	11	<b>2'12.408</b>	27.816	29.691	39.486	35.415	224.0	
6	<b>2'14.936</b>	27.759	32.169	39.646	35.362	226.8	<b>14th</b>	<b>82</b>	<b>Stefano NEPA</b>	LEVELUP - MTA ITA	Runs=3	Total laps=12	Full laps=7	Valid laps=7
7	<b>2'15.419</b>	27.992	29.785	39.917	37.725	228.8	1	2'48.260	25.723	31.112	40.597	36.281		

**Fastest Lap:** David ALONSO CFMOTO Gaviota Asp COL **2'11.241** 27.531 29.476 39.286 34.948

These data/results cannot be reproduced, stored and/or transmitted in whole or in part by any manner of electronic, mechanical, photocopying, recording, broadcasting or otherwise now known or herein after developed without the previous express consent by the copyright owner, except for reproduction in daily press and regular printed publications on sale to the public within 60 days of the event related to those data/results and always provided that copyright symbol appears together as follows below.  
© DORNA, 2024



## Practice Nr. 1

## Moto3

Lap	Lap Time	T1	T2	T3	T4	Speed	Lap	Lap Time	T1	T2	T3	T4	Speed
2	2'13.475	28.083	29.767	39.996	35.629	223.1	1	3'14.317	25.050	30.681	42.078	35.834	
3	2'13.502	28.261	29.725	39.985	35.531	220.4	2	2'13.213	27.968	29.815	39.912	35.518	221.3
4	2'12.868	28.005	29.615	39.848	35.400	222.6	3	2'13.885	28.014	29.929	40.271	35.671	219.9
5	2'20.958 P	28.029	29.988	40.080	42.861	221.3	4	2'13.409	28.006	30.042	40.015	35.346	220.8
6	7'40.630	25.940	30.611	40.313	35.653		5	2'21.741 P	27.843	29.874	40.958	43.066	218.6
7	2'12.439	27.907	29.450	39.724	35.358	218.6	6	7'16.670	24.822	30.133	40.361	35.454	
8	2'12.487	27.765	29.571	39.675	35.476	219.9	7	2'13.303	27.991	29.863	39.986	35.463	219.5
9	2'20.254 P	27.887	29.543	39.603	43.221	220.8	8	2'24.503 P	28.676	30.976	41.110	43.741	218.1
10	4'43.719	24.852	29.848	39.989	40.379		9	6'47.436	25.020	29.535	39.612	40.489	
11	2'20.665	28.780	30.438	43.274	38.173	225.4	10	2'20.304	28.186	30.824	42.868	38.426	223.1
12	2'13.186	27.821	30.016	39.885	35.464	225.9	11	2'12.931	28.065	29.888	39.672	35.306	228.8

15th	54	Riccardo ROSSI	CIP Green Power	ITA			
Runs=3	Total laps=11	Full laps=6	Valid laps=6				
1	2'41.918	25.696	31.260	41.874	35.909		
2	2'15.888	29.024	30.541	40.578	35.745	224.0	
3	2'13.075	27.991	29.979	39.794	35.311	226.4	
4	2'12.998	28.089	29.734	39.832	35.343	224.5	
5	2'26.662 P	29.418	31.326	41.899	44.019	220.4	
6	6'22.238	25.801	32.269	45.679	38.759		
7	2'14.169	28.237	30.367	39.942	35.623	218.6	
8	2'24.628 P	28.298	30.155	40.942	45.233	220.4	
9	8'00.941	24.260	30.242	40.180	37.036		
10	2'12.487	27.754	29.743	39.697	35.293	225.0	
11	2'12.601	27.804	29.758	39.654	35.385	219.9	

16th	48	Ivan ORTOLA	MT Helmets - MSI	SPA			
Runs=3	Total laps=11	Full laps=6	Valid laps=6				
1	2'35.391	26.465	31.100	41.040	35.940		
2	2'12.995	27.989	29.709	39.813	35.484	222.6	
3	2'13.127	28.060	29.693	39.958	35.416	219.5	
4	2'13.102	28.040	29.711	39.850	35.501	223.1	
5	2'13.022	28.000	29.743	39.713	35.566	220.8	
6	2'21.693 P	28.016	29.916	39.732	44.029	221.7	
7	6'51.332	25.109	30.245	40.300	35.680		
8	2'22.091 P	28.117	29.955	40.142	43.877	219.5	
9	7'45.798	24.600	29.970	39.828	35.501		
10	2'12.657	27.991	29.585	39.741	35.340	221.3	
11	2'12.658	27.791	29.805	39.712	35.350	222.2	

17th	7	Filippo FARIOLI	SIC58 Squadra Corse	ITA			
Runs=2	Total laps=11	Full laps=8	Valid laps=8				
1	2'36.011	26.110	30.714	40.899	35.471		
2	2'13.390	27.827	30.063	39.995	35.505	228.8	
3	2'13.432	27.990	30.093	39.788	35.561	220.4	
4	2'13.436	28.061	29.975	39.747	35.653	221.7	
5	2'14.147	28.095	30.665	39.917	35.470	221.7	
6	2'13.578	27.895	30.002	39.808	35.873	221.3	
7	2'12.875	27.909	29.793	39.657	35.516	225.0	
8	2'24.291 P	28.512	30.609	39.754	45.416	223.1	
9	12'38.603	25.599	30.066	41.807	37.379		
10	2'18.588	27.724	29.914	41.748	39.202	222.6	
11	2'13.742	28.120	30.701	39.472	35.449	219.0	

18th	64	David MUÑOZ	BOE Motorsports	SPA			
Runs=3	Total laps=11	Full laps=6	Valid laps=6				
1	2'36.011	26.110	30.714	40.899	35.471		
2	2'13.390	27.827	30.063	39.995	35.505	228.8	
3	2'13.432	27.990	30.093	39.788	35.561	220.4	
4	2'13.436	28.061	29.975	39.747	35.653	221.7	
5	2'14.147	28.095	30.665	39.917	35.470	221.7	
6	2'13.578	27.895	30.002	39.808	35.873	221.3	
7	2'12.875	27.909	29.793	39.657	35.516	225.0	
8	2'24.291 P	28.512	30.609	39.754	45.416	223.1	
9	12'38.603	25.599	30.066	41.807	37.379		
10	2'18.588	27.724	29.914	41.748	39.202	222.6	
11	2'13.742	28.120	30.701	39.472	35.449	219.0	

19th	18	Matteo BERTELLE	Kopron Rivacold Snip	ITA			
Runs=3	Total laps=10	Full laps=5	Valid laps=5				
1	2'42.536	25.369	30.884	41.489	35.949		
2	2'14.069	28.170	30.482	40.014	35.403	226.4	
3	2'15.163	28.298	29.985	41.328	35.552	222.2	
4	2'12.946	27.904	29.838	39.863	35.341	226.4	
5	2'24.911 P	27.989	31.320	41.261	44.341	225.0	
6	8'37.498	27.684	32.559	41.529	38.911		
7	2'21.586 P	27.974	30.052	40.141	43.419	227.3	
8	8'08.104	24.856	29.954	39.769	38.480		
9	2'22.018	29.651	31.045	41.866	39.456	221.3	
10	2'14.645	27.731	31.881	39.739	35.294	227.3	

20th	22	David ALMANSA	Kopron Rivacold Snip	SPA			
Runs=3	Total laps=12	Full laps=7	Valid laps=7				
1	2'35.615	26.392	31.067	41.016	35.613		
2	2'14.095	28.157	30.378	40.257	35.303	227.8	
3	2'14.595	28.070	30.604	40.238	35.683	225.4	
4	2'13.203	27.977	30.087	39.923	35.216	225.0	
5	2'13.335	27.878	30.124	39.974	35.359	225.4	
6	2'13.015	27.754	29.854	40.024	35.383	224.5	
7	2'25.360 P	28.558	30.538	41.102	45.162	224.0	
8	7'27.307	25.521	30.845	41.075	35.939		
9	2'22.493 P	28.435	30.422	40.683	42.953	219.9	
10	4'58.090	25.026	30.046	40.058	37.077		
11	2'22.333	29.370	31.615	41.593	39.755	224.0	
12	2'13.130	27.868	29.968	39.941	35.353	227.3	

21st	5	Tatchakorn BUASRI	Honda Team Asia	THA			
Runs=2	Total laps=11	Full laps=8	Valid laps=8				
1	2'37.629	26.302	30.700	41.103	35.691		
2	2'14.249	28.142	30.229	40.266	35.612	224.0	
3	2'15.480	28.167	30.192	40.361	36.760	219.5	
4	2'14.370	28.498	30.098	40.198	35.576	220.8	
5	2'13.259	28.088	29.927	39.831	35.413	225.9	
6	2'13.541	28.101	30.066	39.943	35.431	223.6	
7	2'18.785	27.903	32.291	41.104	37.487	225.9	
8	2'26.935 P	28.565	30.813	41.915	45.642	220.4	
9	12'02.002	26.712	30.667	41.198	35.974		
10	2'15.180	28.436	30.264	40.670	35.810	216.0	
11	2'15.335	28.361	30.355	40.648	35.971	218.1	

**Fastest Lap:** David ALONSO CFMOTO Gaviota Asp COL 2'11.241 27.531 29.476 39.286 34.948

These data/results cannot be reproduced, stored and/or transmitted in whole or in part by any manner of electronic, mechanical, photocopying, recording, broadcasting or otherwise now known or herein after developed without the previous express consent by the copyright owner, except for reproduction in daily press and regular printed publications on sale to the public within 60 days of the event related to those data/results and always provided that copyright symbol appears together as follows below.  
© DORNA, 2024

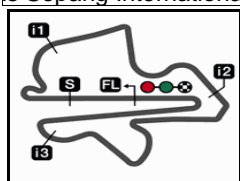
## Practice Nr. 1

Moto3

Lap	Lap Time	T1	T2	T3	T4	Speed	Lap	Lap Time	T1	T2	T3	T4	Speed
<b>22nd</b>	<b>8</b>	<b>Eddie O'SHEA</b> FleetSafe Honda - ML GBR					10	<b>2'13.990</b>	28.240	30.198	<b>40.327</b>	<b>35.225</b>	219.9
		Runs=2	Total laps=10	Full laps=7	Valid laps=7		11	<b>2'13.690</b>	<b>27.865</b>	29.995	40.400	35.430	223.1
1	2'38.115	26.621	31.034	40.762	35.799								
2	<b>2'14.215</b>	28.237	30.215	40.197	35.566	<b>223.1</b>							
3	<b>2'14.949</b>	28.181	29.773	40.175	36.820	220.8							
4	<b>2'13.993</b>	28.347	30.118	39.915	35.613	220.4							
5	<b>2'13.261</b>	28.196	<b>29.680</b>	40.002	<b>35.383</b>	221.7							
6	<b>2'13.963</b>	<b>28.066</b>	29.878	39.938	36.081	222.2							
7	3'09.109 P	28.170	29.869	40.149	1'30.921	223.1							
8	14'00.132	25.051	30.300	40.285	37.345								
9	<b>2'22.028</b>	28.209	30.486	43.182	40.151	218.1							
10	<b>2'13.289</b>	28.201	29.841	<b>39.786</b>	35.461	221.3							
<b>23rd</b>	<b>10</b>	<b>Nicola CARRARO</b> LEVELUP - MTA ITA											
		Runs=2	Total laps=13	Full laps=10	Valid laps=10								
1	2'22.026	27.300	31.251	41.227	36.243								
2	<b>2'14.137</b>	28.322	30.215	40.199	35.401	<b>226.8</b>							
3	<b>2'13.448</b>	28.041	<b>29.838</b>	<b>40.108</b>	35.461	224.5							
4	<b>2'13.716</b>	<b>28.026</b>	30.127	40.157	35.406	225.0							
5	<b>2'15.584</b>	28.129	30.016	40.296	37.143	223.1							
6	<b>2'16.027</b>	28.398	30.401	40.952	36.276	222.2							
7	<b>2'16.203</b>	28.227	30.517	41.503	35.956	220.8							
8	2'28.327 P	28.393	30.567	40.913	48.454	221.3							
9	9'42.836	29.337	30.884	40.486	36.653								
10	<b>2'16.295</b>	28.368	31.249	40.879	35.799	220.8							
11	<b>2'14.682</b>	28.418	30.283	40.347	35.634	218.6							
12	<b>2'17.238</b>	28.130	32.565	41.226	<b>35.317</b>	220.8							
13	<b>2'14.341</b>	28.080	30.071	40.372	35.818	222.6							
<b>24th</b>	<b>85</b>	<b>Xabi ZURUTUZA</b> Red Bull KTM Ajo SPA											
		Runs=2	Total laps=13	Full laps=10	Valid laps=10								
1	2'22.827	25.382	30.452	40.556	35.755								
2	<b>2'13.595</b>	28.052	30.029	40.260	<b>35.254</b>	<b>229.2</b>							
3	<b>2'13.781</b>	28.074	<b>29.899</b>	40.239	35.569	226.4							
4	<b>2'13.642</b>	<b>27.903</b>	30.040	40.167	35.532	228.3							
5	<b>2'13.935</b>	27.937	29.989	40.281	35.728	225.4							
6	<b>2'17.585</b>	29.754	30.498	40.815	36.518	222.6							
7	<b>2'14.690</b>	28.122	30.243	40.631	35.694	223.6							
8	<b>2'21.219</b>	28.240	33.508	42.454	37.017	221.3							
9	<b>2'14.038</b>	28.137	30.048	40.365	35.488	223.6							
10	2'23.769 P	29.598	30.369	40.272	43.530	220.8							
11	8'28.920	25.034	30.199	<b>40.039</b>	35.411								
12	<b>2'14.183</b>	28.077	29.945	40.230	35.931	224.5							
13	<b>2'13.811</b>	27.980	30.234	40.157	35.440	223.6							
<b>25th</b>	<b>78</b>	<b>Joel ESTEBAN</b> CFMOTO Gaviota Asp SPA											
		Runs=3	Total laps=11	Full laps=6	Valid laps=6								
1	2'24.576	25.444	30.995	41.782	35.936								
2	<b>2'14.890</b>	28.271	30.163	40.840	35.616	<b>225.9</b>							
3	<b>2'14.637</b>	28.292	30.192	40.547	35.606	220.8							
4	<b>2'14.039</b>	28.106	<b>29.965</b>	40.534	35.434	223.6							
5	<b>2'14.981</b>	28.345	30.397	40.773	35.466	224.0							
6	2'24.496 P	28.200	30.301	40.852	45.143	220.4							
7	7'13.310	25.012	30.297	40.756	35.613								
8	2'22.328 P	28.197	30.302	40.774	43.055	219.5							
9	7'52.098	28.343	30.681	42.038	36.276								

**Fastest Lap:** David ALONSO CFMOTO Gaviota Asp COL **2'11.241** 27.531 29.476 39.286 34.948

These data/results cannot be reproduced, stored and/or transmitted in whole or in part by any manner of electronic, mechanical, photocopying, recording, broadcasting or otherwise now known or herein after developed without the previous express consent by the copyright owner, except for reproduction in daily press and regular printed publications on sale to the public within 60 days of the event related to those data/results and always provided that copyright symbol appears together as follows below.  
© DORNA, 2024



5543 m.

# PETRONAS GRAND PRIX OF MALAYSIA

## Practice Nr. 1

### Best Partial Times

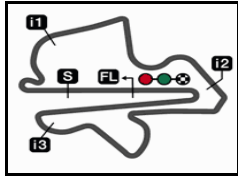
Moto3™

*IT* Ideal Lap Time, sum of the best partial times

*BT* Best Lap Time

T1		T2		T3		T4				IT		BT	
Pos	Rider	Time	Rider	Time	Rider	Time	Rider	Time	Pos	Rider			
1A.	PIQUERAS	27.488	S.NEPA	29.450	A.FERNANDEZ	39.177	D.ALONSO	34.948	1	D.ALONSO	2'11.241	2'11.241	(1)
2D.	ALONSO	27.531	T.FURUSATO	29.471	T.FURUSATO	39.222	A.FERNANDEZ	35.004	2	A.FERNANDEZ	2'11.281	2'11.457	(2)
3A.	FERNANDEZ	27.576	C.VEIJER	29.473	R.YAMANAKA	39.262	J.RUEDA	35.032	3	R.YAMANAKA	2'11.493	2'11.733	(4)
4D.	HOLGADO	27.614	D.ALONSO	29.476	D.ALONSO	39.286	R.YAMANAKA	35.061	4	T.FURUSATO	2'11.540	2'11.707	(3)
5R.	YAMANAKA	27.619	T.SUZUKI	29.492	J.RUEDA	39.334	D.HOLGADO	35.073	5	C.VEIJER	2'11.654	2'11.801	(5)
6S.	OGDEN	27.694	S.OGDEN	29.501	D.HOLGADO	39.339	T.FURUSATO	35.122	6	D.HOLGADO	2'11.732	2'12.004	(7)
7J.	ROULSTONE	27.707	A.FERNANDEZ	29.524	C.VEIJER	39.340	C.VEIJER	35.127	7	S.OGDEN	2'11.792	2'12.202	(9)
8C.	VEIJER	27.714	D.MUÑOZ	29.535	J.ROULSTONE	39.395	A.PIQUERAS	35.128	8	J.RUEDA	2'11.813	2'11.886	(6)
9F.	FARIOLI	27.724	J.KELSO	29.549	S.OGDEN	39.399	L.LUNETTA	35.154	9	A.PIQUERAS	2'11.912	2'12.286	(11)
10T.	FURUSATO	27.725	R.YAMANAKA	29.551	F.FARIOLI	39.472	S.OGDEN	35.198	10	T.SUZUKI	2'12.013	2'12.245	(10)
11M.	BERTELLE	27.731	I.ORTOLA	29.585	J.KELSO	39.486	T.SUZUKI	35.202	11	J.ROULSTONE	2'12.086	2'12.165	(8)
12L.	LUNETTA	27.731	L.LUNETTA	29.587	T.SUZUKI	39.579	J.ROULSTONE	35.210	12	L.LUNETTA	2'12.117	2'12.353	(12)
13T.	SUZUKI	27.740	E.O'SHEA	29.680	A.PIQUERAS	39.585	D.ALMANSA	35.216	13	J.KELSO	2'12.164	2'12.408	(13)
14J.	RUEDA	27.744	J.RUEDA	29.703	S.NEPA	39.603	J.ESTEBAN	35.225	14	S.NEPA	2'12.176	2'12.439	(14)
15D.	ALMANSA	27.754	D.HOLGADO	29.706	D.MUÑOZ	39.612	X.ZURUTUZA	35.254	15	D.MUÑOZ	2'12.296	2'12.931	(18)
16R.	ROSSI	27.754	A.PIQUERAS	29.711	L.LUNETTA	39.645	R.ROSSI	35.293	16	I.ORTOLA	2'12.428	2'12.657	(16)
17S.	NEPA	27.765	R.ROSSI	29.734	R.ROSSI	39.654	M.BERTELLE	35.294	17	R.ROSSI	2'12.435	2'12.487	(15)
18I.	ORTOLA	27.791	J.ROULSTONE	29.774	I.ORTOLA	39.712	D.MUÑOZ	35.306	18	F.FARIOLI	2'12.438	2'12.875	(17)
19J.	KELSO	27.816	F.FARIOLI	29.793	M.BERTELLE	39.739	J.KELSO	35.313	19	M.BERTELLE	2'12.602	2'12.946	(19)
20D.	MUÑOZ	27.843	N.CARRARO	29.838	E.O'SHEA	39.786	N.CARRARO	35.317	20	D.ALMANSA	2'12.747	2'13.015	(20)
21J.	ESTEBAN	27.865	M.BERTELLE	29.838	T.BUASRI	39.831	I.ORTOLA	35.340	21	E.O'SHEA	2'12.915	2'13.261	(22)
22T.	BUASRI	27.903	D.ALMANSA	29.854	D.ALMANSA	39.923	S.NEPA	35.358	22	T.BUASRI	2'13.074	2'13.259	(21)
23X.	ZURUTUZA	27.903	X.ZURUTUZA	29.899	X.ZURUTUZA	40.039	E.O'SHEA	35.383	23	X.ZURUTUZA	2'13.095	2'13.595	(24)
24N.	CARRARO	28.026	T.BUASRI	29.927	N.DETTWILER	40.054	T.BUASRI	35.413	24	N.CARRARO	2'13.289	2'13.448	(23)

These data/results cannot be reproduced, stored and/or transmitted in whole or in part by any manner of electronic, mechanical, photocopying, recording, broadcasting or otherwise now known or herein after developed without the previous express consent by the copyright owner, except for reproduction in daily press and regular printed publications on sale to the public within 60 days of the event related to those data/results and always provided that copyright symbol appears together as follows below.  
© DORNA, 2024



5543 m.

PETRONAS GRAND PRIX OF MALAYSIA

Practice Nr. 1

Best Partial Times

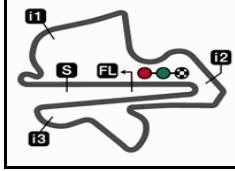
*IT* Ideal Lap Time, sum of the best partial times

*BT* Best Lap Time

<i>T1</i>		<i>T2</i>		<i>T3</i>		<i>T4</i>				<i>IT</i>	<i>BT</i>	
<i>Pos</i>	<i>Rider</i>	<i>Time</i>	<i>Rider</i>	<i>Time</i>	<i>Rider</i>	<i>Time</i>	<i>Rider</i>	<i>Time</i>	<i>Pos</i>	<i>Rider</i>		
25	E.O'SHEA	28.066	J.ESTEBAN	29.965	N.CARRARO	40.108	F.FARIOLI	35.449	25	<b>J.ESTEBAN</b>	2'13.382	2'13.690 (25)
26	<b>N.DETTWILER</b>	28.188	N.DETTWILER	30.127	J.ESTEBAN	40.327	N.DETTWILER	35.559	26	<b>N.DETTWILER</b>	2'13.928	2'14.182 (26)

These data/results cannot be reproduced, stored and/or transmitted in whole or in part by any manner of electronic, mechanical, photocopying, recording, broadcasting or otherwise now known or herein after developed without the previous express consent by the copyright owner, except for reproduction in daily press and regular printed publications on sale to the public within 60 days of the event related to those data/results and always provided that copyright symbol appears together as follows below.  
© DORNA, 2024






5543 m.

## PETRONAS GRAND PRIX OF MALAYSIA

## Practice Nr. 1

## Fastest Laps Sequence

<i>Practice Time</i>	 <i>Rider</i>	<i>Nation</i>	<i>Motorcycle</i>	<i>Time</i>	<i>Km/h</i>	<i>Rider's Lap</i>
4'35.055	55 Noah DETTWILER	SWI	KTM	2'16.422	146.2	2
4'35.114	80 David ALONSO	COL	CFMOTO	2'13.248	149.7	2
4'48.386	48 Ivan ORTOLA	SPA	KTM	2'12.995	150.0	2
4'55.949	72 Taiyo FURUSATO	JPN	HONDA	2'12.667	150.4	2
4'56.617	31 Adrian FERNANDEZ	SPA	HONDA	2'11.684	151.5	2
32'38.073	31 Adrian FERNANDEZ	SPA	HONDA	2'11.457	151.7	13
33'03.612	80 David ALONSO	COL	CFMOTO	2'11.241	152.0	12

These data/results cannot be reproduced, stored and/or transmitted in whole or in part by any manner of electronic, mechanical, photocopying, recording, broadcasting or otherwise now known or herein after developed without the previous express consent by the copyright owner, except for reproduction in daily press and regular printed publications on sale to the public within 60 days of the event related to those data/results and always provided that copyright symbol appears together as follows below.

© DORNA, 2024

Official MotoGP Timing by TISSOT  
www.motogp.com



Sepang, Friday, November 01, 2024