


4657 m.

MOTUL SOLIDARITY GRAND PRIX OF BARCELONA

Practice Nr. 2

Classification

10

	Rider	Nation	Team	Motorcycle	Time	Lap	Total	Gap	Top Speed
1	44 Aron CANET	SPA	Fantic Racing	KALEX	1'42.262	9	10		291.1
2	9 Jorge NAVARRO	SPA	OnlyFans American Racing Team	KALEX	1'42.416	11	14	0.154 0.154	292.6
3	96 Jake DIXON	GBR	CFMOTO Inde Aspar Team	KALEX	1'42.495	10	12	0.233 0.079	293.4
4	79 Ai OGURA	JPN	MT Helmets - MSI	BOSCOSCURO	1'42.533	12	14	0.271 0.038	295.8
5	18 Manuel GONZALEZ	SPA	Gresini Moto2	KALEX	1'42.614	13	15	0.352 0.081	294.2
6	7 Barry BALTUS	BEL	RW-Idrofoglia Racing GP	KALEX	1'42.858	11	14	0.596 0.244	294.2
7	84 Zonta VD GOORBERGH	NED	RW-Idrofoglia Racing GP	KALEX	1'42.885	11	13	0.623 0.027	292.6
8	14 Tony ARBOLINO	ITA	Elf Marc VDS Racing Team	KALEX	1'42.910	11	13	0.648 0.025	296.7
9	12 Filip SALAC	CZE	Elf Marc VDS Racing Team	KALEX	1'42.964	11	14	0.702 0.054	294.2
10	10 Diogo MOREIRA	BRA	Italtrans Racing Team	KALEX	1'42.998	10	13	0.736 0.034	295.0
11	3 Sergio GARCIA	SPA	MT Helmets - MSI	BOSCOSCURO	1'43.106	14	14	0.844 0.108	291.8
12	24 Marcos RAMIREZ	SPA	OnlyFans American Racing Team	KALEX	1'43.116	14	14	0.854 0.010	293.4
13	53 Deniz ÖNCÜ	TUR	Red Bull KTM Ajo	KALEX	1'43.201	9	13	0.939 0.085	300.8
14	75 Albert ARENAS	SPA	Gresini Moto2	KALEX	1'43.210	11	13	0.948 0.009	295.8
15	54 Fermin ALDEGUER	SPA	Sync SpeedUp	BOSCOSCURO	1'43.252	6	8	0.990 0.042	289.5
16	21 Alonso LOPEZ	SPA	Sync SpeedUp	BOSCOSCURO	1'43.252	11	14	0.990	291.1
17	35 Somkiat CHANTRA	THA	IDEMITSU Honda Team Asia	KALEX	1'43.289	13	13	1.027 0.037	291.1
18	13 Celestino VIETTI	ITA	Red Bull KTM Ajo	KALEX	1'43.336	10	14	1.074 0.047	295.0
19	34 Mario AJI	INA	IDEMITSU Honda Team Asia	KALEX	1'43.422	13	13	1.160 0.086	296.7
20	15 Darryn BINDER	RSA	Liqui Moly Husqvarna Intact GP	KALEX	1'43.572	11	12	1.310 0.150	295.8
21	28 Izan GUEVARA	SPA	CFMOTO Inde Aspar Team	KALEX	1'43.636	11	13	1.374 0.064	295.8
22	81 Senna AGIUS	AUS	Liqui Moly Husqvarna Intact GP	KALEX	1'43.666	10	13	1.404 0.030	291.8
23	17 Daniel MUÑOZ	SPA	Preicanos Racing Team	KALEX	1'43.768	9	13	1.506 0.102	295.8
24	62 Stefano MANZI	ITA	Yamaha VR46 Master Camp Team	KALEX	1'43.770	11	13	1.508 0.002	292.6
25	31 Roberto GARCIA	SPA	Fantic Racing	KALEX	1'43.907	10	13	1.645 0.137	291.1
26	5 Jaume MASIA	SPA	Preicanos Racing Team	KALEX	1'44.291	5	13	2.029 0.384	295.0
27	20 Xavi CARDELUS	AND	Fantic Racing	KALEX	1'44.498	10	13	2.236 0.207	291.1
28	11 Alex ESCRIG	SPA	KLINT Forward Factory Team	FORWARD	1'44.620	9	12	2.358 0.122	289.5
29	4 Simone CORSI	ITA	KLINT Forward Factory Team	KALEX	1'44.800	10	12	2.538 0.180	291.1
30	71 Dennis FOGGIA	ITA	Italtrans Racing Team	KALEX	1'44.959	4	13	2.697 0.159	295.0
31	43 Xavier ARTIGAS	SPA	KLINT Forward Factory Team	FORWARD	1'45.299	9	12	3.037 0.340	288.7
32	6 Andrea MIGNO	ITA	Yamaha VR46 Master Camp Team	KALEX	1'46.308	11	12	4.046 1.009	291.8

Practice condition: Dry

Air: 11°

Humidity: 93%

Ground: 11°

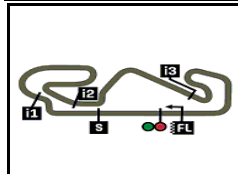
Fastest Lap:	Lap: 9	Aron CANET	1'42.262	163.9 Km/h
Best Race Lap:	2024	Fermin ALDEGUER	1'42.688	163.2 Km/h
All-Time Lap Record:	2024	Sergio GARCIA	1'41.894	164.5 Km/h

The results are provisional until the end of the limit for protest and appeals.

Time limit for protest expires 60' after publication of the results - Time:

These data/results cannot be reproduced, stored and/or transmitted in whole or in part by any manner of electronic, mechanical, photocopying, recording, broadcasting or otherwise now known or herein after developed without the previous express consent by the copyright owner, except for reproduction in daily press and regular printed publications on sale to the public within 60 days of the event related to those data/results and always provided that copyright symbol appears together as follows below.

© DORNA, 2024




4657 m.

MOTUL SOLIDARITY GRAND PRIX OF BARCELONA

Practice Nr. 2

Combined Practice Times

11

	Rider	Nation	Team	MOTORCYCLE	P1	P2	Gap	
1	44 A.CANET	SPA	Fantic Racing	KALEX	1'42.426	17	1'42.262	9
2	9 J.NAVARRO	SPA	OnlyFans American Racing Team	KALEX	1'42.724	15	1'42.416	11 0.154 0.154
3	96 J.DIXON	GBR	CFMOTO Inde Aspar Team	KALEX	1'42.657	16	1'42.495	10 0.233 0.079
4	79 A.OGURA	JPN	MT Helmets - MSI	BOSCO SCURO	1'42.977	16	1'42.533	12 0.271 0.038
5	18 M.GONZALEZ	SPA	Gresini Moto2	KALEX	1'42.719	17	1'42.614	13 0.352 0.081
6	13 C.VIETTI	ITA	Red Bull KTM Ajo	KALEX	1'42.814	15	1'43.336	10 0.552 0.200
7	7 B.BALTUS	BEL	RW-Idrofoglia Racing GP	KALEX	1'44.162	2	1'42.858	11 0.596 0.044
8	84 Z.VD GOORBERG	NED	RW-Idrofoglia Racing GP	KALEX	1'43.367	5	1'42.885	11 0.623 0.027
9	14 T.ARBOLINO	ITA	Elf Marc VDS Racing Team	KALEX	1'43.416	11	1'42.910	11 0.648 0.025
10	12 F.SALAC	CZE	Elf Marc VDS Racing Team	KALEX	1'43.157	15	1'42.964	11 0.702 0.054
11	54 F.ALDEGUER	SPA	Sync SpeedUp	BOSCO SCURO	1'42.981	15	1'43.252	6 0.719 0.017
12	10 D.MOREIRA	BRA	Italtrans Racing Team	KALEX	1'43.103	19	1'42.998	10 0.736 0.017
13	3 S.GARCIA	SPA	MT Helmets - MSI	BOSCO SCURO	1'43.458	14	1'43.106	14 0.844 0.108
14	24 M.RAMIREZ	SPA	OnlyFans American Racing Team	KALEX	1'43.544	19	1'43.116	14 0.854 0.010
15	53 D.ÖNCÜ	TUR	Red Bull KTM Ajo	KALEX	1'43.570	13	1'43.201	9 0.939 0.085
16	75 A.ARENAS	SPA	Gresini Moto2	KALEX	1'43.416	16	1'43.210	11 0.948 0.009
17	21 A.LOPEZ	SPA	Sync SpeedUp	BOSCO SCURO	1'43.253	14	1'43.252	11 0.990 0.042
18	35 S.CHANTRA	THA	IDEMITSU Honda Team Asia	KALEX	1'43.559	15	1'43.289	13 1.027 0.037
19	34 M.AJI	INA	IDEMITSU Honda Team Asia	KALEX	1'43.879	16	1'43.422	13 1.160 0.133
20	15 D.BINDER	RSA	Liqui Moly Husqvarna Intact GP	KALEX	1'44.806	14	1'43.572	11 1.310 0.150
21	28 I.GUEVARA	SPA	CFMOTO Inde Aspar Team	KALEX	1'43.630	12	1'43.636	11 1.368 0.058
22	62 S.MANZI	ITA	Yamaha VR46 Master Camp Team	KALEX	1'43.643	16	1'43.770	11 1.381 0.013
23	81 S.AGIUS	AUS	Liqui Moly Husqvarna Intact GP	KALEX	1'43.747	17	1'43.666	10 1.404 0.023
24	17 D.MUÑOZ	SPA	Preicanos Racing Team	KALEX	1'43.755	12	1'43.768	9 1.493 0.089
25	31 R.GARCIA	SPA	Fantic Racing	KALEX	1'44.721	12	1'43.907	10 1.645 0.152
26	5 J.MASIA	SPA	Preicanos Racing Team	KALEX	1'43.942	4	1'44.291	5 1.680 0.035
27	20 X.CARDELUS	AND	Fantic Racing	KALEX	1'44.781	15	1'44.498	10 2.236 0.556
28	11 A.ESCRIG	SPA	KLINT Forward Factory Team	FORWARD	1'45.353	5	1'44.620	9 2.358 0.122
29	4 S.CORSI	ITA	KLINT Forward Factory Team	KALEX	1'44.994	18	1'44.800	10 2.538 0.180
30	71 D.FOGGIA	ITA	Italtrans Racing Team	KALEX	1'45.497	4	1'44.959	4 2.697 0.159
31	43 X.ARTIGAS	SPA	KLINT Forward Factory Team	FORWARD	1'45.395	9	1'45.299	9 3.037 0.340
32	6 A.MIGNO	ITA	Yamaha VR46 Master Camp Team	KALEX	1'46.505	14	1'46.308	11 4.046 1.009

Pole Position Record:	2024	Sergio GARCIA	1'41.894	164.5 Km/h
Best Race Lap:	2024	Fermin ALDEGUER	1'42.688	163.2 Km/h
All Time Lap Record:	2024	Sergio GARCIA	1'41.894	164.5 Km/h

The results are provisional until the end of the limit for protest and appeals.

Time limit for protest expires 60' after publication of the results - Time:

These data/results cannot be reproduced, stored and/or transmitted in whole or in part by any manner of electronic, mechanical, photocopying, recording, broadcasting or otherwise now known or herein after developed without the previous express consent by the copyright owner, except for reproduction in daily press and regular printed publications on sale to the public within 60 days of the event related to those data/results and always provided that copyright symbol appears together as follows below.

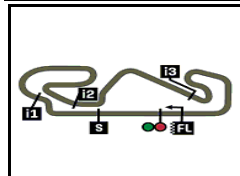
© DORNA, 2024

Official MotoGP Timing by TISSOT

www.motogp.com

Barcelona, Saturday, November 16, 2024





4657 m.

MOTUL SOLIDARITY GRAND PRIX OF BARCELONA

Practice Nr. 2

Top Speed & Average

12



Rider	Nation	Motorcycle	Top 5 speeds					Average	Top
53 Deniz ÖNCÜ	TUR	KALEX	300.8	297.5	297.5	296.7	296.7	297.7	300.8
14 Tony ARBOLINO	ITA	KALEX	296.7	294.2	293.4	293.4	291.8	293.9	296.7
34 Mario AJI	INA	KALEX	296.7	296.7	293.4	292.6	291.8	293.5	296.7
15 Darryn BINDER	RSA	KALEX	295.8	294.2	294.2	293.4	293.4	294.2	295.8
17 Daniel MUÑOZ	SPA	KALEX	295.8	294.2	293.4	293.4	293.4	294.0	295.8
28 Izan GUEVARA	SPA	KALEX	295.8	294.2	294.2	294.2	293.4	294.4	295.8
75 Albert ARENAS	SPA	KALEX	295.8	295.0	294.2	293.4	291.8	293.7	295.8
79 Ai OGURA	JPN	BOSCOSCURO	295.8	295.0	295.0	295.0	295.0	295.2	295.8
5 Jaume MASIA	SPA	KALEX	295.0	294.2	294.2	294.2	294.2	294.3	295.0
10 Diogo MOREIRA	BRA	KALEX	295.0	293.4	291.8	291.8	291.1	292.6	295.0
13 Celestino VIETTI	ITA	KALEX	295.0	293.4	293.4	293.4	291.8	292.6	295.0
71 Dennis FOGGIA	ITA	KALEX	295.0	291.8	291.1	290.3	290.3	291.7	295.0
7 Barry BALTUS	BEL	KALEX	294.2	293.4	291.8	291.1	290.3	291.9	294.2
12 Filip SALAC	CZE	KALEX	294.2	293.4	293.4	293.4	292.6	293.4	294.2
18 Manuel GONZALEZ	SPA	KALEX	294.2	290.3	290.3	289.5	289.5	290.6	294.2
24 Marcos RAMIREZ	SPA	KALEX	293.4	291.8	291.1	291.1	291.1	291.7	293.4
96 Jake DIXON	GBR	KALEX	293.4	293.4	292.6	292.6	291.8	292.6	293.4
9 Jorge NAVARRO	SPA	KALEX	292.6	292.6	291.8	291.8	290.3	291.6	292.6
62 Stefano MANZI	ITA	KALEX	292.6	291.1	289.5	289.5	289.5	290.4	292.6
84 Zonta VD GOORBERGH	NED	KALEX	292.6	291.1	290.3	288.7	288.7	290.3	292.6
3 Sergio GARCIA	SPA	BOSCOSCURO	291.8	291.8	291.1	291.1	290.3	291.1	291.8
6 Andrea MIGNO	ITA	KALEX	291.8	290.3	290.3	289.5	289.5	290.3	291.8
81 Senna AGIUS	AUS	KALEX	291.8	291.1	291.1	291.1	290.3	290.8	291.8
4 Simone CORSI	ITA	KALEX	291.1	289.5	289.5	286.4	286.4	288.2	291.1
20 Xavi CARDELUS	AND	KALEX	291.1	291.1	290.3	289.5	289.5	290.1	291.1
21 Alonso LOPEZ	SPA	BOSCOSCURO	291.1	290.3	290.3	289.5	289.5	290.1	291.1
31 Roberto GARCIA	SPA	KALEX	291.1	290.3	288.7	288.7	288.7	289.4	291.1
35 Somkiat CHANTRA	THA	KALEX	291.1	289.5	288.7	288.7	288.7	289.2	291.1
44 Aron CANET	SPA	KALEX	291.1	290.3	289.5	289.5	288.7	289.5	291.1
11 Alex ESCRIG	SPA	FORWARD	289.5	289.5	288.7	288.0	288.0	288.7	289.5
54 Fermin ALDEGUER	SPA	BOSCOSCURO	289.5	289.5	287.2	287.2	286.4	287.7	289.5
43 Xavier ARTIGAS	SPA	FORWARD	288.7	288.7	285.7	285.7	284.9	286.4	288.7

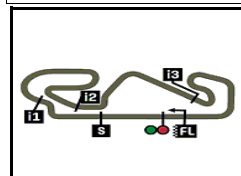
These data/results cannot be reproduced, stored and/or transmitted in whole or in part by any manner of electronic, mechanical, photocopying, recording, broadcasting or otherwise now known or herein after developed without the previous express consent by the copyright owner, except for reproduction in daily press and regular printed publications on sale to the public within 60 days of the event related to those data/results and always provided that copyright symbol appears together as follows below.

© DORNA, 2024

Official MotoGP Timing by TISSOT
www.motogp.com



Barcelona, Saturday, November 16, 2024



4657 m.

MOTUL SOLIDARITY GRAND PRIX OF BARCELONA

Practice Nr. 2

Chronological Analysis of Performances

13

* Lap / Sector time cancelled

T1 Time from finish line to 1st intermediate

T3 Time from 2nd intermed. to 3rd intermed.

P Crossing the finish line in pit lane

T2 Time from 1st intermed. to 2nd intermed.

T4 Time from 3rd intermediate to finish line

Lap	Lap Time	T1	T2	T3	T4	Speed	Lap	Lap Time	T1	T2	T3	T4	Speed		
1st	44	Aron CANET				Fantic Racing	SPA	4th	79	Ai OGURA				MT Helmets - MSI	JPN
		Runs=2	Total laps=10	Full laps=7	Valid laps=6				Runs=2	Total laps=14	Full laps=11	Valid laps=9			
1	2'37.291	22.209	34.864	22.323	32.229	170.3	1	2'18.011	21.049	34.394	22.235	33.135	183.0		
2	1'44.619	18.540	32.750	21.618	31.711	288.7	2	1'46.696 *	18.273	32.788	21.563*	34.072*	293.4		
3	1'43.998	18.224	32.508	21.451	31.815	288.7	3	1'43.672	18.108	32.360	21.476	31.728	294.2		
4	1'44.059	18.172	32.603	21.588	31.696	291.1	4	1'44.327	18.046	32.303	21.557	32.421	295.0		
5	1'43.538	18.047	32.414	21.427	31.650	289.5	5	1'43.469	17.956	32.395	21.416	31.702	294.2		
6	4'23.256 P	18.310	32.464	21.341	3'11.141	289.5	6	1'43.897	17.998	32.422	21.427	32.050	295.0		
7	10'40.584	19.459	32.749	21.432	31.422	175.3	7	1'44.397 *	18.047	32.722	21.469	32.159*	295.0		
8	1'42.697	18.048	32.074	21.286	31.289	288.7	8	1'43.788	17.995	32.480	21.422	31.891	294.2		
9	1'42.262	17.875	31.941	21.172	31.274	290.3	9	1'55.341 P	18.031	32.524	21.441	43.345	290.3		
10	2'00.096 *	20.66*	40.604	21.762	37.063	288.0	10	7'47.847	19.320	35.070	21.673	31.742	184.3		
							11	1'42.778	17.934	32.178	21.207	31.459	294.2		
2nd	9	Jorge NAVARRO				OnlyFans American R	SPA	12	1'42.533	17.766	32.028	21.279	31.460	295.8	
		Runs=2	Total laps=14	Full laps=11	Valid laps=7										
1	2'11.093	19.247	34.202	22.258	32.262	200.3	13	1'43.011	17.942	32.232	21.249	31.588	295.0		
2	1'44.472	18.533	32.574	21.485	31.880	290.3	14	1'43.497	17.974	32.383	21.432	31.708	291.1		
3	1'43.942	18.228	32.461	21.452	31.801	292.6									
4	1'43.918	18.099	32.409	21.546	31.864	292.6	5th	18	Manuel GONZALEZ				Gresini Moto2	SPA	
5	1'43.824	18.142	32.361	21.310	32.011	288.7			Runs=2	Total laps=15	Full laps=12	Valid laps=9			
6	1'43.672	18.048	32.336	21.475	31.813	288.7	1	1'56.565	21.657	33.822	22.375	35.661	184.9		
7	1'44.017 *	18.138	32.523	21.429*	31.927	287.2	2	1'43.529	18.113	32.327	21.474	31.615	289.5		
8	2'01.996 P	20.29*	35.429	22.080	44.193	288.0	3	1'43.653	17.960	32.323	21.691	31.679	289.5		
9	7'53.721	19.614	33.289	21.556	31.460	195.2	4	1'43.511	18.024	32.264	21.556	31.667	288.7		
10	1'42.856	18.113	32.039	21.234	31.470	290.3	5	1'43.773 *	18.050	32.516	21.477*	31.730	290.3		
11	1'42.416	17.893	31.947	21.220	31.356	291.8	6	1'43.521	17.974	32.362	21.479	31.706	286.4		
12	1'42.782 *	17.863	32.100	21.274	31.545*	291.8	7	1'43.549 *	18.002	32.282	21.488*	31.777*	286.4		
13	1'53.440 *	20.68*	39.325	21.656	31.778	288.0	8	1'43.777	17.940	32.519	21.541	31.777	286.4		
14	1'43.214 *	17.997	32.233	21.324*	31.660	289.5	9	1'43.644	18.035	32.364	21.449	31.796	286.4		
							10	1'53.961 P	18.042	32.350	21.490	42.079	285.7		
3rd	96	Jake DIXON				CFMOTO Inde Aspar	GBR	11	6'47.076	22.066	33.637	22.298	32.556	174.1	
		Runs=2	Total laps=12	Full laps=9	Valid laps=9										
1	2'37.767	19.488	34.665	22.210	32.270	197.4	12	1'42.777 *	17.964	32.063*	21.296	31.454	290.3		
2	1'44.586	18.374	32.807	21.548	31.857	293.4	13	1'42.614	17.781	32.068	21.328	31.437	289.5		
3	1'43.794	18.135	32.487	21.348	31.824	293.4	14	1'42.638	17.822	32.053	21.263	31.500	294.2		
4	1'44.742	18.219	32.542	21.524	32.457	292.6	15	1'44.739	17.931	32.504	21.828	32.476	288.7		
5	1'43.659	18.099	32.296	21.433	31.831	291.1									
6	1'43.376	18.019	32.226	21.383	31.748	291.8	6th	7	Barry BALTUS				RW-Idrofoglia Racing	BEL	
7	1'57.819 P	18.70*	35.967	22.182	40.961	291.1			Runs=2	Total laps=14	Full laps=11	Valid laps=7			
8	10'29.892 *	19.640	33.689	21.960*	32.067	184.9	1	1'52.671	19.875	33.518	22.383	36.185	190.8		
9	1'43.720	18.175	32.328	21.445	31.772	289.5	2	1'45.434 *	18.294	32.824	21.784*	32.532	287.2		
10	1'42.495	17.953	31.990	21.232	31.320	291.8	3	1'43.897	18.167	32.256	21.604	31.870	288.0		
11	1'43.284	17.956	32.005	21.620	31.703	292.6	4	1'45.595	18.239	32.513	21.613	33.230	285.7		
12	1'42.780	17.921	32.072	21.267	31.520	291.1	5	1'43.645	18.064	32.307	21.464	31.810	290.3		
							6	1'43.470	17.991	32.289	21.512	31.678	290.3		
							7	1'43.716 *	18.159	32.242	21.572*	31.743*	291.8		
							8	1'43.663 *	18.087	32.283	21.550*	31.743	288.7		
							9	1'56.069 P	18.250	33.007	22.192	42.620	289.5		

Fastest Lap: Aron CANET Fantic Racing SPA **1'42.262** 17.875 31.941 21.172 31.274

These data/results cannot be reproduced, stored and/or transmitted in whole or in part by any manner of electronic, mechanical, photocopying, recording, broadcasting or otherwise now known or herein after developed without the previous express consent by the copyright owner, except for reproduction in daily press and regular printed publications on sale to the public within 60 days of the event related to those data/results and always provided that copyright symbol appears together as follows below.
© DORNA, 2024

Practice Nr. 2

Moto2

Lap	Lap Time	T1	T2	T3	T4	Speed	Lap	Lap Time	T1	T2	T3	T4	Speed
10	8'13.425	18.593	35.136	21.706	31.711	194.2	10th	10	Diogo MOREIRA	Italtrans Racing Team	BRA		
11	1'42.858	18.040	32.045	21.305	31.468	294.2			Runs=2	Total laps=13	Full laps=10	Valid laps=8	
12	1'42.873	17.980	32.099	21.338	31.456	293.4	1	2'18.624	20.945	34.556	22.927	32.715	180.0
13	1'43.594	18.198	32.186	21.405	31.805	291.1	2	1'45.101	18.331	32.852	21.725	32.193	295.0
14	1'49.084 *	20.69*	33.751	21.739	32.903*	289.5	3	1'44.270	18.233	32.569	21.558	31.910	293.4
7th	84	Zonta VD GOORBE	RW-Idrofoglia Racing	NED			4	1'44.002	18.088	32.499	21.579	31.836	291.8
		Runs=2	Total laps=13	Full laps=10	Valid laps=8		5	1'43.945	18.141	32.516	21.483	31.805	290.3
1	2'06.908	21.531	34.424	22.378	32.150	143.0	6	1'45.543 *	18.38*	33.469	21.643	32.046	291.8
2	1'44.151	18.432	32.486	21.600	31.633	288.0	7	1'44.582	18.176	32.770	21.593	32.043	289.5
3	1'43.458	18.204	32.150	21.533	31.571	288.7	8	2'01.857 P	18.85*	38.322*	22.396	42.283	288.7
4	1'43.207	18.073	32.168	21.483	31.483	287.2	9	9'28.124	17.467	33.312	21.521	31.545	196.7
5	1'44.269	18.035	32.216	21.880	32.138	288.0	10	1'42.998	18.030	32.079	21.260	31.629	289.5
6	1'44.178	18.092	32.225	21.468	32.393	287.2	11	1'45.045	17.953	33.613	21.662	31.817	291.1
7	1'44.102	18.178	32.371	21.602	31.951	287.2	12	1'43.384 *	17.974	32.289	21.419*	31.702	288.7
8	1'58.387 P	18.086	34.692	22.324	43.285	286.4	13	1'44.214	18.026	32.385	21.497	32.306	288.7
9	9'09.204 *	19.994	33.353	22.051	32.024*	190.4	11th	3	Sergio GARCIA	MT Helmets - MSI	SPA		
10	1'45.047	18.313	32.311	21.481	32.942	290.3			Runs=2	Total laps=14	Full laps=11	Valid laps=9	
11	1'42.885	18.039	32.022	21.424	31.400	291.1	1	2'11.569	25.132	39.145	22.356	32.441	105.5
12	1'43.906 *	17.981	32.112	21.907	31.906*	292.6	2	1'44.639	18.317	32.504	21.573	32.245	291.8
13	1'47.582 *	20.08*	33.455	21.814	32.233	288.7	3	1'44.446 *	17.979	32.907	21.626	31.934*	291.8
8th	14	Tony ARBOLINO	Elf Marc VDS Racing	ITA			4	1'43.749	18.063	32.345	21.586	31.755	290.3
		Runs=2	Total laps=13	Full laps=10	Valid laps=9		5	1'43.550	18.041	32.341	21.287	31.881	288.7
1	2'25.977	20.041	34.982	22.150	31.968	198.1	6	1'43.380	18.011	32.327	21.279	31.763	289.5
2	1'44.647	18.591	32.664	21.611	31.781	291.1	7	1'43.887	17.992	32.433	21.465	31.997	290.3
3	1'44.538	18.194	32.433	21.517	32.394	290.3	8	1'58.908 P	18.93*	34.925	22.760	42.286	291.1
4	1'43.943	18.054	32.459	21.556	31.874	293.4	9	7'51.835	18.120	33.907	21.783	31.841	211.7
5	1'44.256	18.267	32.479	21.570	31.940	291.8	10	1'43.444	18.051	32.305	21.511	31.577	287.2
6	1'44.356 *	18.127	32.507	21.662	32.060*	291.1	11	1'43.134	17.849	32.186	21.326	31.773	291.1
7	1'44.326	18.213	32.551	21.608	31.954	289.5	12	1'44.649 *	18.133	32.308	21.952*	32.256	288.0
8	1'53.734 P	18.148	32.549	21.477	41.560	290.3	13	1'43.210	17.959	32.248	21.354	31.649	288.7
9	8'25.221	27.819	35.034	25.316	32.040	97.2	14	1'43.106	17.901	32.248	21.316	31.641	287.2
10	1'43.554	18.306	32.325	21.399	31.524	296.7	12th	24	Marcos RAMIREZ	OnlyFans American R	SPA		
11	1'42.910	17.899	32.127	21.326	31.558	294.2			Runs=2	Total laps=14	Full laps=11	Valid laps=8	
12	1'43.758	17.979	32.298	21.492	31.989	293.4	1	1'54.875	20.488	34.425	22.252	32.806	197.8
13	1'43.579	18.002	32.349	21.495	31.733	291.1	2	1'46.050	18.537	33.820	21.781	31.912	288.7
9th	12	Filip SALAC	Elf Marc VDS Racing	CZE			3	1'43.905	18.176	32.539	21.461	31.729	291.1
		Runs=2	Total laps=14	Full laps=11	Valid laps=10		4	1'43.450 *	17.58*	32.697	21.518	31.647	293.4
1	2'22.916	20.599	34.149	22.258	32.655	189.8	5	1'43.688	18.028	32.454	21.512	31.694	290.3
2	1'44.118	18.152	32.540	21.523	31.903	290.3	6	1'43.722	17.964	32.514	21.496	31.748	288.7
3	1'44.814	17.980	33.014	21.718	32.102	293.4	7	1'43.804 *	18.066	32.462	21.425*	31.851*	289.5
4	1'44.027	18.098	32.533	21.427	31.969	294.2	8	1'58.204 P	17.71*	35.512	22.491	42.485	289.5
5	1'44.026	17.995	32.493	21.429	32.109	292.6	9	8'14.400 *	21.139	33.507	21.672*	31.707	180.9
6	1'44.488	18.130	32.696	21.555	32.107	291.1	10	1'43.236	18.078	32.266	21.340	31.552	290.3
7	1'44.243	18.032	32.707	21.493	32.011	291.8	11	1'43.122	17.940	32.273	21.301	31.608	291.1
8	1'58.731 P	18.047	32.747	21.505	46.432	291.1	12	1'46.943 *	18.59*	34.833	21.726*	31.790*	291.1
9	7'39.202	20.920	34.431	22.736	33.302	196.7	13	1'47.318	17.975	35.640	21.807	31.896	289.5
10	1'43.531 *	18.022	32.302	21.404*	31.803	291.1	14	1'43.116	17.990	32.282	21.241	31.603	291.8
11	1'42.964	17.846	32.167	21.253	31.698	293.4	13th	53	Deniz ÖNCÜ	Red Bull KTM Ajo	TUR		
12	1'43.358	17.830	32.290	21.458	31.780	293.4			Runs=2	Total laps=13	Full laps=10	Valid laps=6	
13	1'46.234	17.823	32.260	21.300	34.851	289.5	1	2'20.179	20.014	33.923	21.998	32.210	187.8
14	1'43.599	17.900	32.330	21.380	31.989	291.8	2	1'45.061	18.525	32.572	21.860	32.104	296.7
							3	1'43.529	17.877	32.379	21.525	31.748	300.8
							4	1'44.585	17.842	32.388	21.731	32.624	297.5

Fastest Lap: Aron CANET Fantic Racing SPA **1'42.262** 17.875 31.941 21.172 31.274

These data/results cannot be reproduced, stored and/or transmitted in whole or in part by any manner of electronic, mechanical, photocopying, recording, broadcasting or otherwise now known or herein after developed without the previous express consent by the copyright owner, except for reproduction in daily press and regular printed publications on sale to the public within 60 days of the event related to those data/results and always provided that copyright symbol appears together as follows below.
© DORNA, 2024

Practice Nr. 2

Moto2

Lap	Lap Time	T1	T2	T3	T4	Speed	Lap	Lap Time	T1	T2	T3	T4	Speed
5	1'43.857	17.956	32.536	21.473	31.892	296.7	1	2'27.431	23.365	34.410	22.451	31.767	142.6
6	1'46.243 *	18.01*	34.572	21.718	31.937	295.0	2	1'43.529	18.273	32.337	21.486	31.433	288.0
7	1'54.086 P	17.991	32.570	21.730	41.795	294.2	3	1'43.562	18.192	32.281	21.349	31.740	291.1
8	9'39.775	20.040	33.511	21.821	31.866	203.3	4	1'43.441	18.089	32.290	21.480	31.582	286.4
9	1'43.201	17.869	32.096	21.485	31.751	295.0	5	1'43.445	18.052	32.278	21.462	31.653	288.7
10	1'51.684 *	17.902	34.349	27.371*	32.062	297.5	6	1'43.397	18.049	32.247	21.409	31.692	288.0
11	1'43.528	17.867	32.336	21.452	31.873	296.7	7	1'44.609	18.211	32.540	21.647	32.211	288.7
12	1'43.687 *	18.040	32.233	21.321	32.093*	294.2	8	1'53.841 P	18.101	32.411	21.490	41.839	288.7
13	1'43.845 *	17.972	32.433	21.578	31.862*	291.8	9	9'40.446	28.737	35.733	21.819	31.812	192.5
14th 75 Albert ARENAS Gresini Moto2 SPA							18th 13 Celestino VIETTI Red Bull KTM Ajo ITA						
Runs=2 Total laps=13 Full laps=10 Valid laps=9							Runs=2 Total laps=14 Full laps=11 Valid laps=7						
1	2'18.427	20.763	34.366	22.286	32.946	186.5	1	2'17.022	20.660	34.494	22.237	32.599	180.0
2	1'44.741	18.318	32.637	21.733	32.053	295.8	2	1'45.455 *	18.421	33.072	21.788*	32.174	291.8
3	1'44.434	18.233	32.711	21.600	31.890	290.3	3	1'44.624	18.262	32.697	21.614	32.051	291.8
4	1'45.234 *	17.91*	32.875	21.717	32.725	293.4	4	1'44.212 *	18.136	32.610	21.520*	31.946	291.8
5	1'43.662	18.057	32.421	21.496	31.688	295.0	5	1'44.217	18.109	32.595	21.493	32.020	291.1
6	1'44.075	18.087	32.475	21.541	31.972	294.2	6	1'43.959 *	17.967	32.537	21.423	32.032*	291.8
7	1'44.275	18.144	32.585	21.475	32.071	291.8	7	1'44.117	18.046	32.556	21.538	31.977	291.8
8	1'56.002 P	18.100	32.662	21.482	43.758	291.8	8	2'07.345 P	20.19*	41.033	23.350	42.763	291.8
9	8'57.826	36.195	33.405	21.865	31.940	76.9	9	7'45.333	19.853	33.627	21.638	31.849	187.5
10	1'43.501	18.100	32.244	21.429	31.728	291.1	10	1'43.336	18.070	32.267	21.259	31.740	291.1
11	1'43.210	18.049	32.215	21.286	31.660	290.3	11	1'50.860	18.139	39.156	21.773	31.792	295.0
12	1'45.235	18.008	32.345	22.970	31.912	289.5	12	1'43.171 *	17.965	32.253	21.252	31.701*	293.4
13	1'44.260	18.112	32.502	21.655	31.991	291.1	13	1'49.915	17.874	32.310	21.394	38.337	293.4
15th 54 Fermin ALDEGUER Sync SpeedUp SPA							19th 34 Mario AJI IDEMITSU Honda Tea INA						
Runs=2 Total laps=8 Full laps=5 Valid laps=3							Runs=2 Total laps=13 Full laps=10 Valid laps=7						
1	2'36.589	19.502	34.551	22.250	32.133	203.7	1	2'11.727	21.114	33.908	22.371	32.225	167.4
2	2'00.134 P	18.415	35.062	22.863	43.794	286.4	2	1'44.554	18.247	32.679	21.618	32.010	296.7
3	1'48.888 *	18.929	33.797	21.835*	31.702	204.9	3	1'44.695 *	18.208	32.822	21.647	32.018*	291.8
4	1'43.682 *	18.267	32.350	21.452*	31.613	287.2	4	1'43.850	18.045	32.405	21.500	31.900	291.8
5	1'43.321	18.073	32.306	21.422	31.520	286.4	5	1'52.840	18.135	32.767	22.794	39.144	291.8
6	1'43.252	17.977	32.249	21.390	31.636	289.5	6	1'44.688	18.255	32.778	21.555	32.100	291.1
7	1'46.361 *	18.104	32.329	23.144*	32.784	287.2	7	1'44.728 *	18.283	32.644	21.629*	32.172	290.3
8	1'54.684	17.982	32.233	29.670	34.799	289.5	8	1'59.964 P	18.44*	36.703	21.846	42.966	290.3
16th 21 Alonso LOPEZ Sync SpeedUp SPA							20th 15 Darryn BINDER Liqui Moly Husqvarna RSA						
Runs=2 Total laps=14 Full laps=11 Valid laps=8							Runs=2 Total laps=12 Full laps=9 Valid laps=8						
1	1'52.297	19.730	34.143	22.143	34.870	192.5	1	2'18.170	20.081	34.452	22.153	32.979	185.2
2	1'45.268	18.453	32.864	21.711	32.240	286.4	2	1'45.099	18.243	32.765	21.660	32.431	294.2
3	1'44.678	18.203	32.603	21.626	32.246	287.2	3	1'44.040	17.977	32.627	21.525	31.911	293.4
4	1'44.624	18.284	32.605	21.610	32.125	290.3	4	1'44.206	18.075	32.672	21.506	31.953	295.8
5	1'44.665	18.217	32.595	21.542	32.311	288.0	5	1'44.121	18.073	32.616	21.539	31.893	294.2
6	1'44.486	18.143	32.634	21.545	32.164	291.1	6	1'44.303	18.056	32.710	21.533	32.004	291.8
7	1'44.788 *	18.139	32.786	21.715*	32.148*	289.5	7	1'54.118 P	18.096	32.574	21.678	41.770	293.4
8	1'44.423 *	18.068	32.691	21.562	32.102*	288.7							
9	1'57.174 P	18.177	32.704	21.752	44.541	286.4							
10	7'07.998	24.431	33.793	22.126	32.148	123.0							
11	1'43.252	18.090	32.153	21.368	31.641	288.7							
12	1'43.278 *	17.999	32.183	21.323	31.773*	290.3							
13	1'45.053	17.975	33.664	21.605	31.809	289.5							
14	1'43.639	18.038	32.550	21.395	31.656	288.0							
17th 35 Somkiat CHANTRA IDEMITSU Honda Tea THA													
Runs=2 Total laps=13 Full laps=10 Valid laps=9													

Fastest Lap: Aron CANET Fantic Racing SPA 1'42.262 17.875 31.941 21.172 31.274

These data/results cannot be reproduced, stored and/or transmitted in whole or in part by any manner of electronic, mechanical, photocopying, recording, broadcasting or otherwise now known or herein after developed without the previous express consent by the copyright owner, except for reproduction in daily press and regular printed publications on sale to the public within 60 days of the event related to those data/results and always provided that copyright symbol appears together as follows below.
© DORNA, 2024

Practice Nr. 2

Moto2

Lap	Lap Time	T1	T2	T3	T4	Speed	Lap	Lap Time	T1	T2	T3	T4	Speed		
8	1'07.160	29.359	34.149	22.970	33.880	88.5	1	2'14.204	20.879	34.098	22.204	32.276	182.1		
9	1'43.870	18.202	32.604	21.439	31.625	289.5	2	1'44.186 *	18.282	32.642	21.428*	31.834	288.7		
10	1'43.633	18.046	32.308	21.420	31.859	291.8	3	1'43.827 *	18.188	32.435	21.336	31.868*	289.5		
11	1'43.572	17.957	32.381	21.475	31.759	291.8	4	1'43.931	18.150	32.672	21.359	31.750	289.5		
12	1'43.785 *	17.970	32.469	21.443	31.903*	288.0	5	1'43.837 *	18.038	32.446	21.432*	31.921	291.1		
							6	1'44.889	18.164	33.009	21.691	32.025	292.6		
							7	1'44.097 *	18.000	32.538	21.531*	32.028*	289.5		
							8	1'58.833 P	19.01*	34.558	22.214	43.044	288.0		
21st	28	Izán GUEVARA CFMOTO Inde Aspar SPA					Runs=2 Total laps=13 Full laps=10 Valid laps=7	9	8'49.986	22.392	33.534	21.514	31.872	137.5	
							10	1'43.843	18.174	32.506	21.356	31.807	288.0		
							11	1'43.770	18.005	32.507	21.449	31.809	288.7		
							12	1'47.979	18.025	32.507	24.011	33.436	288.0		
							13	1'48.156	18.761	34.451	22.172	32.772	287.2		
							25th	31	Roberto GARCIA Fantic Racing SPA					Runs=2 Total laps=13 Full laps=10 Valid laps=10	
							1	2'07.838	25.447	34.403	22.554	32.757	106.1		
							2	1'46.727	18.616	33.160	22.079	32.872	287.2		
							3	1'45.374	18.357	32.871	21.819	32.327	288.7		
							4	1'44.859	18.332	32.662	21.761	32.104	290.3		
							5	1'45.748	18.375	32.810	21.747	32.816	291.1		
							6	1'45.086	18.445	32.654	21.726	32.261	288.7		
							7	1'57.760 P	18.364	34.489	21.939	42.968	287.2		
							8	10'05.260	27.917	34.367	23.451	32.170	103.3		
							9	1'44.231	18.352	32.524	21.558	31.797	288.0		
							10	1'43.907	18.151	32.411	21.427	31.918	288.7		
							11	1'44.079	18.092	32.408	21.578	32.001	288.7		
							12	1'44.409	18.193	32.649	21.546	32.021	288.0		
							13	1'44.569	18.226	32.613	21.617	32.113	286.4		
22nd	81	Senna AGIUS Liqui Moly Husqvarna AUS					Runs=2 Total laps=13 Full laps=10 Valid laps=8								
							1	2'30.660	18.833	33.762	22.039	32.274	202.6		
							2	1'44.551	18.348	32.707	21.688	31.808	291.1		
							3	1'45.092 *	18.43*	32.874	21.669	32.117*	291.1		
							4	1'44.078	18.142	32.586	21.534	31.816	290.3		
							5	1'43.921	18.187	32.435	21.531	31.768	288.7		
							6	1'43.981	18.177	32.481	21.568	31.755	290.3		
							7	1'54.938 P	18.141	33.459	21.891	41.447	291.8		
							8	9'50.912	22.933	33.741	23.743	32.289	143.8		
							9	1'43.883	18.156	32.509	21.520	31.698	288.7		
							10	1'43.666	18.092	32.427	21.491	31.656	290.3		
							11	1'43.737	18.068	32.392	21.409	31.868	291.1		
							12	1'43.685	18.018	32.473	21.480	31.714	290.3		
							13	1'43.829 *	18.122	32.444	21.501*	31.762	288.7		
23rd	17	Daniel MUÑOZ Preicanos Racing Tea SPA					Runs=2 Total laps=13 Full laps=10 Valid laps=6	26th	5	Jaume MASIA Preicanos Racing Tea SPA					Runs=2 Total laps=13 Full laps=10 Valid laps=5
							1	1'55.297	18.744	33.605	22.023	32.608	198.8		
							2	1'47.178	18.305	33.927	21.809	33.137	294.2		
							3	1'44.445 *	18.319	32.656	21.501*	31.969	293.4		
							4	1'44.323	18.149	32.645	21.555	31.974	292.6		
							5	1'44.291	18.226	32.598	21.551	31.916	294.2		
							6	1'44.340 *	18.196	32.502	21.658*	31.984	294.2		
							7	1'55.753 P	18.162	33.110	22.144	42.337	291.8		
							8	10'02.416	18.677	33.068	22.008	32.196	209.3		
							9	1'45.990 *	18.18*	34.017	21.789	32.003	290.3		
							10	1'47.439	18.022	32.393	24.856	32.168	292.6		
							11	1'44.670 *	18.073	32.552	21.925*	32.120*	295.0		
							12	1'47.799	18.083	33.766	21.789	34.161	294.2		
							13	1'44.337 *	18.005	32.478	21.534*	32.320	294.2		
24th	62	Stefano MANZI Yamaha VR46 Master ITA					Runs=2 Total laps=13 Full laps=10 Valid laps=6	27th	20	Xavi CARDELUS Fantic Racing AND					Runs=2 Total laps=13 Full laps=10 Valid laps=7
							1	1'53.013	19.692	34.289	22.221	35.015	189.4		
							2	1'45.917	18.509	33.073	21.874	32.461	290.3		
							3	1'45.494	18.364	32.872	21.881	32.377	289.5		
							4	1'45.398	18.478	32.782	21.885	32.253	289.5		
							5	1'45.434	18.368	32.925	21.883	32.258	288.0		
							6	1'51.382 *	18.703	35.072	23.127	34.480*	284.9		
							7	2'03.882 P	18.475	39.264	22.261*	43.882	288.7		
							8	9'59.368 *	18.778	34.046	22.274*	38.225	201.1		

Fastest Lap: Aron CANET Fantic Racing SPA **1'42.262** 17.875 31.941 21.172 31.274

These data/results cannot be reproduced, stored and/or transmitted in whole or in part by any manner of electronic, mechanical, photocopying, recording, broadcasting or otherwise now known or herein after developed without the previous express consent by the copyright owner, except for reproduction in daily press and regular printed publications on sale to the public within 60 days of the event related to those data/results and always provided that copyright symbol appears together as follows below.
© DORNA, 2024

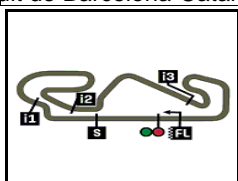
Practice Nr. 2

Moto2

Lap	Lap Time	T1	T2	T3	T4	Speed	Lap	Lap Time	T1	T2	T3	T4	Speed
9	1'48.826 *	18.374	32.778*	21.696	35.978	286.4	3	1'45.475	18.461	32.808	21.857	32.349	288.7
10	1'44.498	18.172	32.550	21.666	32.110	289.5	4	1'45.916	18.420	33.092	21.729	32.675	285.7
11	1'48.292	18.213	34.434	22.491	33.154	289.5	5	1'47.710	18.472	33.114	21.968	34.156	284.2
12	1'44.518	18.201	32.576	21.627	32.114	291.1	6	1'46.187	18.434	33.080	21.894	32.779	285.7
13	1'49.045 *	18.250	32.593	21.632*	36.570	291.1	7	1'58.461 P	18.561	33.419*	21.940	44.541	282.7
28th 11 Alex ESCRIG KLINT Forward Factor SPA Runs=2 Total laps=12 Full laps=9 Valid laps=7							8	10'06.059	17.410	33.604	22.064	32.521	208.0
1	2'29.239	19.652	36.614	23.291	33.369	197.4	9	1'45.299	18.447	32.745	21.780	32.327	284.9
2	1'48.719 *	19.036	34.254	22.394*	33.035*	286.4	10	1'45.540 *	18.369	32.777	21.957	32.437*	284.9
3	1'46.881	18.724	33.259	22.175	32.723	286.4	11	1'45.484	18.483	32.791	21.760	32.450	283.4
4	1'47.711	18.639	33.948	22.036	33.088	285.7	12	1'48.551	18.433	33.299	22.308	34.511	284.2
5	1'46.383	18.474	33.122	22.035	32.752	288.7	32nd 6 Andrea MIGNO Yamaha VR46 Master ITA Runs=2 Total laps=12 Full laps=9 Valid laps=5						
6	1'58.542 P	18.560	33.126	22.187	44.669	285.7	1	2'52.740	19.947	34.947	22.849	33.480	195.6
7	11'21.762	19.856	37.054	23.416	34.352	190.4	2	1'48.418	19.115	33.839	22.329	33.135	290.3
8	1'45.117	18.421	32.843	21.754	32.099	288.0	3	1'48.144 *	18.718	34.088	22.435*	32.903	289.5
9	1'44.620	18.278	32.590	21.702	32.050	289.5	4	1'47.104	18.566	33.554	22.167	32.817	288.7
10	1'45.579 *	18.227	32.507	21.980	32.865*	289.5	5	1'47.258	18.570	33.559	22.214	32.915	289.5
11	1'44.840	18.278	32.634	21.738	32.190	288.0	6	1'48.777 *	18.573	33.466	22.048	34.690	287.2
12	1'47.390	18.223	33.869	22.585	32.713	287.2	7	2'00.498 P	18.541	34.440	23.520	43.997	288.0
29th 4 Simone CORSI KLINT Forward Factor ITA Runs=2 Total laps=12 Full laps=9 Valid laps=9							8	9'43.727	21.443	35.329	22.938	33.081	154.5
1	2'18.849	19.851	34.375	22.700	32.755	199.6	9	1'46.798	18.591	33.447	22.015	32.745	288.7
2	1'46.147	18.392	33.211	21.974	32.570	289.5	10	1'46.255 *	18.440	33.230	21.894	32.691*	291.8
3	1'45.666	18.445	32.937	22.011	32.273	289.5	11	1'46.308	18.397	33.361	21.934	32.616	290.3
4	1'47.321	18.555	34.189	21.952	32.625	283.4	12	1'53.120 *	20.89*	36.380	22.476	33.367	288.0
5	1'45.970	18.556	33.045	21.924	32.445	291.1	30th 71 Dennis FOGGIA Italtrans Racing Team ITA Runs=2 Total laps=13 Full laps=10 Valid laps=7						
6	1'47.878	18.356	33.181	21.906	34.435	286.4	1	2'08.722	19.880	34.905	22.465	32.536	194.5
7	1'59.388 P	18.511	34.310	22.809	43.758	285.7	2	1'45.523	18.466	32.809	21.816	32.432	288.7
8	9'59.568	18.807	33.575	22.268	32.223	205.7	3	1'45.167	18.276	32.893	21.757	32.241	290.3
9	1'45.101	18.590	32.875	21.644	31.992	285.7	4	1'44.959	18.412	32.796	21.629	32.122	291.1
10	1'44.800	18.256	32.755	21.627	32.162	286.4	5	1'45.374 *	18.488	32.763	21.696*	32.427	287.2
11	1'52.102	19.014	33.998	24.508	34.582	286.4	6	1'46.292	18.349	32.944	21.975	33.024	289.5
12	1'46.972	18.790	33.357	21.869	32.956	285.7	7	1'46.276	18.402	33.287	21.934	32.653	291.8
30th 71 Dennis FOGGIA Italtrans Racing Team ITA Runs=2 Total laps=13 Full laps=10 Valid laps=7							8	2'02.059 P	18.98*	35.489	22.602	44.980	288.7
1	2'08.722	19.880	34.905	22.465	32.536	194.5	9	9'36.768 *	18.163	34.001	21.901	33.946*	206.8
2	1'45.523	18.466	32.809	21.816	32.432	288.7	10	1'45.315 *	18.217	32.722	21.779	32.597*	290.3
3	1'45.167	18.276	32.893	21.757	32.241	290.3	11	1'45.286	18.345	32.957	21.714	32.270	289.5
4	1'44.959	18.412	32.796	21.629	32.122	291.1	12	1'52.652 *	20.25*	36.229	21.906	34.266*	289.5
5	1'45.374 *	18.488	32.763	21.696*	32.427	287.2	13	1'47.816	18.356	33.005	21.845	34.610	295.0
6	1'46.292	18.349	32.944	21.975	33.024	289.5	31st 43 Xavier ARTIGAS KLINT Forward Factor SPA Runs=2 Total laps=12 Full laps=9 Valid laps=8						
7	1'46.276	18.402	33.287	21.934	32.653	291.8	1	2'19.595	18.471	33.847	22.731	36.284	201.4
8	2'02.059 P	18.98*	35.489	22.602	44.980	288.7	2	1'46.247	18.579	32.988	21.935	32.745	288.7
9	9'36.768 *	18.163	34.001	21.901	33.946*	206.8	Fastest Lap: Aron CANET Fantic Racing SPA 1'42.262 17.875 31.941 21.172 31.274						
10	1'45.315 *	18.217	32.722	21.779	32.597*	290.3	These data/results cannot be reproduced, stored and/or transmitted in whole or in part by any manner of electronic, mechanical, photocopying, recording, broadcasting or otherwise now known or herein after developed without the previous express consent by the copyright owner, except for reproduction in daily press and regular printed publications on sale to the public within 60 days of the event related to those data/results and always provided that copyright symbol appears together as follows below.						
11	1'45.286	18.345	32.957	21.714	32.270	289.5	© DORNA, 2024						
12	1'52.652 *	20.25*	36.229	21.906	34.266*	289.5	Official MotoGP Timing by TISSOT						
13	1'47.816	18.356	33.005	21.845	34.610	295.0	www.motogp.com						

Fastest Lap: Aron CANET Fantic Racing SPA 1'42.262 17.875 31.941 21.172 31.274

These data/results cannot be reproduced, stored and/or transmitted in whole or in part by any manner of electronic, mechanical, photocopying, recording, broadcasting or otherwise now known or herein after developed without the previous express consent by the copyright owner, except for reproduction in daily press and regular printed publications on sale to the public within 60 days of the event related to those data/results and always provided that copyright symbol appears together as follows below.
© DORNA, 2024



4657 m.

MOTUL SOLIDARITY GRAND PRIX OF BARCELONA

Practice Nr. 2

Best Partial Times

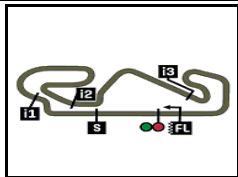
Moto2™

IT Ideal Lap Time, sum of the best partial times

BT Best Lap Time

T1		T2		T3		T4				IT		BT	
Pos	Rider	Time	Rider	Time	Rider	Time	Rider	Time	Pos	Rider			
1A	OGURA	17.766	A.CANET	31.941	A.CANET	21.172	A.CANET	31.274	1	A.CANET	1'42.262	1'42.262	(1)
2M	GONZALEZ	17.781	J.NAVARRO	31.947	A.OGURA	21.207	J.DIXON	31.320	2	J.NAVARRO	1'42.386	1'42.416	(2)
3F	SALAC	17.823	J.DIXON	31.990	J.NAVARRO	21.220	J.NAVARRO	31.356	3	A.OGURA	1'42.460	1'42.533	(4)
4D	ÖNCÜ	17.842	Z.VD GOORBER	32.022	J.DIXON	21.232	Z.VD GOORBER	31.400	4	J.DIXON	1'42.463	1'42.495	(3)
5S	GARCIA	17.849	A.OGURA	32.028	M.RAMIREZ	21.241	S.CHANTRA	31.433	5	M.GONZALEZ	1'42.534	1'42.614	(5)
6J	NAVARRO	17.863	B.BALTUS	32.045	C.VIETTI	21.252	M.GONZALEZ	31.437	6	B.BALTUS	1'42.786	1'42.858	(6)
7C	VIETTI	17.874	M.GONZALEZ	32.053	F.SALAC	21.253	B.BALTUS	31.456	7	Z.VD GOORBE	1'42.827	1'42.885	(7)
8A	CANET	17.875	D.MOREIRA	32.079	D.MOREIRA	21.260	A.OGURA	31.459	8	D.MOREIRA	1'42.837	1'42.998	(10)
9T	ARBOLINO	17.899	D.ÖNCÜ	32.096	M.GONZALEZ	21.263	F.ALDEGUER	31.520	9	T.ARBOLINO	1'42.876	1'42.910	(8)
10J	DIXON	17.921	T.ARBOLINO	32.127	S.GARCIA	21.279	T.ARBOLINO	31.524	10	S.GARCIA	1'42.891	1'43.106	(11)
11M	RAMIREZ	17.940	A.LOPEZ	32.153	A.ARENAS	21.286	D.MOREIRA	31.545	11	F.SALAC	1'42.941	1'42.964	(9)
12I	GUEVARA	17.947	F.SALAC	32.167	I.GUEVARA	21.296	M.RAMIREZ	31.552	12	M.RAMIREZ	1'42.999	1'43.116	(12)
13D	MOREIRA	17.953	S.GARCIA	32.186	B.BALTUS	21.305	S.GARCIA	31.577	13	D.ÖNCÜ	1'43.007	1'43.201	(13)
14D	BINDER	17.957	S.CHANTRA	32.214	D.ÖNCÜ	21.321	D.BINDER	31.625	14	S.CHANTRA	1'43.045	1'43.289	(17)
15A	LOPEZ	17.975	A.ARENAS	32.215	A.LOPEZ	21.323	A.LOPEZ	31.641	15	A.LOPEZ	1'43.092	1'43.252	(16)
16F	ALDEGUER	17.977	M.AJI	32.222	T.ARBOLINO	21.326	S.AGIUS	31.656	16	C.VIETTI	1'43.119	1'43.336	(18)
17B	BALTUS	17.980	F.ALDEGUER	32.233	S.MANZI	21.336	A.ARENAS	31.660	17	F.ALDEGUER	1'43.120	1'43.252	(15)
18Z	VD GOORBER	17.981	D.MUÑOZ	32.237	S.CHANTRA	21.349	M.AJI	31.665	18	A.ARENAS	1'43.169	1'43.210	(14)
19S	MANZI	18.000	C.VIETTI	32.253	F.ALDEGUER	21.390	F.SALAC	31.698	19	D.BINDER	1'43.310	1'43.572	(20)
20J	MASIA	18.005	M.RAMIREZ	32.266	M.AJI	21.403	D.MUÑOZ	31.734	20	M.AJI	1'43.333	1'43.422	(19)
21A	ARENAS	18.008	D.BINDER	32.308	S.AGIUS	21.409	C.VIETTI	31.740	21	S.AGIUS	1'43.475	1'43.666	(22)
22S	AGIUS	18.018	S.AGIUS	32.392	D.BINDER	21.420	D.ÖNCÜ	31.748	22	S.MANZI	1'43.521	1'43.770	(24)
23M	AJI	18.043	J.MASIA	32.393	Z.VD GOORBER	21.424	S.MANZI	31.750	23	I.GUEVARA	1'43.604	1'43.636	(21)
24S	CHANTRA	18.049	R.GARCIA	32.408	R.GARCIA	21.427	R.GARCIA	31.797	24	D.MUÑOZ	1'43.649	1'43.768	(23)

These data/results cannot be reproduced, stored and/or transmitted in whole or in part by any manner of electronic, mechanical, photocopying, recording, broadcasting or otherwise now known or herein after developed without the previous express consent by the copyright owner, except for reproduction in daily press and regular printed publications on sale to the public within 60 days of the event related to those data/results and always provided that copyright symbol appears together as follows below.
© DORNA, 2024



4657 m.

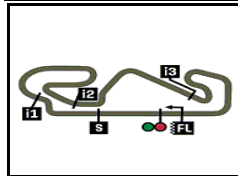
MOTUL SOLIDARITY GRAND PRIX OF BARCELONA**Practice Nr. 2****Best Partial Times****Moto2™***IT* Ideal Lap Time, sum of the best partial times*BT* Best Lap Time

<i>T1</i>		<i>T2</i>		<i>T3</i>		<i>T4</i>				<i>IT</i>	<i>BT</i>	
<i>Pos</i>	<i>Rider</i>	<i>Time</i>	<i>Rider</i>	<i>Time</i>	<i>Rider</i>	<i>Time</i>	<i>Rider</i>	<i>Time</i>	<i>Pos</i>	<i>Rider</i>		
25	R.GARCIA	18.092	I.GUEVARA	32.417	J.MASIA	21.551	J.MASIA	31.916	25	R.GARCIA	1'43.724	1'43.907 (25)
26	D.MUÑOZ	18.121	S.MANZI	32.435	D.MUÑOZ	21.557	I.GUEVARA	31.944	26	J.MASIA	1'43.865	1'44.291 (26)
27	X.CARDELUS	18.172	A.ESCRIG	32.507	S.CORSI	21.627	S.CORSI	31.992	27	X.CARDELUS	1'44.459	1'44.498 (27)
28	D.FOGGIA	18.217	X.CARDELUS	32.550	X.CARDELUS	21.627	A.ESCRIG	32.050	28	A.ESCRIG	1'44.482	1'44.620 (28)
29	A.ESCRIG	18.223	D.FOGGIA	32.722	D.FOGGIA	21.629	X.CARDELUS	32.110	29	S.CORSI	1'44.630	1'44.800 (29)
30	S.CORSI	18.256	X.ARTIGAS	32.745	A.ESCRIG	21.702	D.FOGGIA	32.122	30	D.FOGGIA	1'44.690	1'44.959 (30)
31	X.ARTIGAS	18.369	S.CORSI	32.755	X.ARTIGAS	21.729	X.ARTIGAS	32.327	31	X.ARTIGAS	1'45.170	1'45.299 (31)
32	A.MIGNO	18.397	A.MIGNO	33.230	A.MIGNO	21.894	A.MIGNO	32.616	32	A.MIGNO	1'46.137	1'46.308 (32)

These data/results cannot be reproduced, stored and/or transmitted in whole or in part by any manner of electronic, mechanical, photocopying, recording, broadcasting or otherwise now known or herein after developed without the previous express consent by the copyright owner, except for reproduction in daily press and regular printed publications on sale to the public within 60 days of the event related to those data/results and always provided that copyright symbol appears together as follows below.

© DORNA, 2024

Official MotoGP Timing by **TISSOT**
www.motogp.com




4657 m.

MOTUL SOLIDARITY GRAND PRIX OF BARCELONA

Practice Nr. 2

Fastest Laps Sequence

<i>Practice Time</i>	 <i>Rider</i>	<i>Nation</i>	<i>Motorcycle</i>	<i>Time</i>	<i>Km/h</i>	<i>Rider's Lap</i>
3'37.565	21 Alonso LOPEZ	SPA	BOSCOSCURO	1'45.268	159.2	2
3'40.094	18 Manuel GONZALEZ	SPA	KALEX	1'43.529	161.9	2
5'34.517	84 Zonta VD GOORBERGH	NED	KALEX	1'43.458	162.0	3
7'17.724	84 Zonta VD GOORBERGH	NED	KALEX	1'43.207	162.4	4
24'13.511	9 Jorge NAVARRO	SPA	KALEX	1'42.856	162.9	10
25'54.223	79 Ai OGURA	JPN	BOSCOSCURO	1'42.778	163.1	11
25'55.927	9 Jorge NAVARRO	SPA	KALEX	1'42.416	163.6	11
28'02.304	44 Aron CANET	SPA	KALEX	1'42.262	163.9	9

These data/results cannot be reproduced, stored and/or transmitted in whole or in part by any manner of electronic, mechanical, photocopying, recording, broadcasting or otherwise now known or herein after developed without the previous express consent by the copyright owner, except for reproduction in daily press and regular printed publications on sale to the public within 60 days of the event related to those data/results and always provided that copyright symbol appears together as follows below.

© DORNA, 2024