


4657 m.

## MOTUL SOLIDARITY GRAND PRIX OF BARCELONA

Free Practice  
Classification

3

	Rider	Nation	Team	Motorcycle	Time	Lap	Total	Gap	Top Speed
1	36 Angel PIQUERAS	SPA	Leopard Racing	HONDA	<b>1'47.281</b>	15	16		<b>250.5</b>
2	64 David MUÑOZ	SPA	BOE Motorsports	KTM	<b>1'47.691</b>	14	16	0.410	0.410 <b>247.7</b>
3	80 David ALONSO	COL	CFMOTO Valresa Aspar Team	CFMOTO	<b>1'47.897</b>	17	17	0.616	0.206 <b>246.0</b>
4	66 Joel KELSO	AUS	BOE Motorsports	KTM	<b>1'48.098</b>	12	15	0.817	0.201 <b>240.5</b>
5	19 Scott OGDEN	GBR	FleetSafe Honda - MLav Racing	HONDA	<b>1'48.155</b>	13	15	0.874	0.057 <b>243.7</b>
6	96 Daniel HOLGADO	SPA	Red Bull GASGAS Tech3	GASGAS	<b>1'48.182</b>	15	16	0.901	0.027 <b>246.5</b>
7	6 Ryusei YAMANAKA	JPN	MT Helmets - MSI	KTM	<b>1'48.224</b>	17	17	0.943	0.042 <b>246.0</b>
8	99 Jose Antonio RUEDA	SPA	Red Bull KTM Ajo	KTM	<b>1'48.235</b>	14	16	0.954	0.011 <b>246.0</b>
9	95 Collin VEIJER	NED	Liqui Moly Husqvarna Intact GP	HUSQVARNA	<b>1'48.328</b>	15	15	1.047	0.093 <b>242.6</b>
10	12 Jacob ROULSTONE	AUS	Red Bull GASGAS Tech3	GASGAS	<b>1'48.334</b>	14	16	1.053	0.006 <b>246.5</b>
11	22 David ALMANSA	SPA	Kopron Rivacold Snipers Team	HONDA	<b>1'48.459</b>	14	15	1.178	0.125 <b>247.7</b>
12	85 Xabi ZURUTUZA	SPA	Red Bull KTM Ajo	KTM	<b>1'48.513</b>	13	16	1.232	0.054 <b>245.4</b>
13	72 Taiyo FURUSATO	JPN	Honda Team Asia	HONDA	<b>1'48.545</b>	14	15	1.264	0.032 <b>241.6</b>
14	24 Tatsuki SUZUKI	JPN	Liqui Moly Husqvarna Intact GP	HUSQVARNA	<b>1'48.604</b>	11	11	1.323	0.059 <b>244.8</b>
15	31 Adrian FERNANDEZ	SPA	Leopard Racing	HONDA	<b>1'48.711</b>	11	12	1.430	0.107 <b>246.0</b>
16	89 Marcos URIARTE	SPA	CFMOTO Valresa Aspar Team	CFMOTO	<b>1'48.747</b>	14	15	1.466	0.036 <b>246.0</b>
17	18 Matteo BERTELLE	ITA	Kopron Rivacold Snipers Team	HONDA	<b>1'48.812</b>	14	16	1.531	0.065 <b>246.0</b>
18	58 Luca LUNETTA	ITA	SIC58 Squadra Corse	HONDA	<b>1'48.836</b>	10	17	1.555	0.024 <b>241.6</b>
19	7 Filippo FARIOLI	ITA	SIC58 Squadra Corse	HONDA	<b>1'48.889</b>	15	16	1.608	0.053 <b>246.0</b>
20	83 Alvaro CARPE	SPA	Red Bull KTM Ajo	KTM	<b>1'49.048</b>	13	14	1.767	0.159 <b>246.5</b>
21	48 Ivan ORTOLA	SPA	MT Helmets - MSI	KTM	<b>1'49.061</b>	16	16	1.780	0.013 <b>245.4</b>
22	82 Stefano NEPA	ITA	LEVELUP - MTA	KTM	<b>1'49.117</b>	9	16	1.836	0.056 <b>248.8</b>
23	10 Nicola CARRARO	ITA	LEVELUP - MTA	KTM	<b>1'49.117</b>	16	17	1.836	<b>244.3</b>
24	8 Eddie O'SHEA	GBR	FleetSafe Honda - MLav Racing	HONDA	<b>1'49.618</b>	13	13	2.337	0.501 <b>243.2</b>
25	55 Noah DETTWILER	SWI	CIP Green Power	KTM	<b>1'49.627</b>	14	16	2.346	0.009 <b>242.6</b>
26	5 Tatchakorn BUASRI	THA	Honda Team Asia	HONDA	<b>1'50.188</b>	3	15	2.907	0.561 <b>245.4</b>
27	54 Riccardo ROSSI	ITA	CIP Green Power	KTM	<b>1'50.384</b>	7	13	3.103	0.196 <b>243.7</b>

Practice condition: Dry

Air: 12°

Humidity: 80%

Ground: 12°

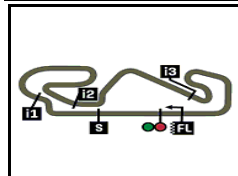
<b>Fastest Lap:</b>	Lap: 15	<b>Angel PIQUERAS</b>	<b>1'47.281</b>	156.2 Km/h
<b>Best Race Lap:</b>	2024	<b>Jose Antonio RUEDA</b>	<b>1'46.748</b>	157.0 Km/h
<b>All-Time Lap Record:</b>	2024	<b>David ALONSO</b>	<b>1'46.111</b>	157.9 Km/h

The results are provisional until the end of the limit for protest and appeals.

Time limit for protest expires 60' after publication of the results - ..... Time: .....

These data/results cannot be reproduced, stored and/or transmitted in whole or in part by any manner of electronic, mechanical, photocopying, recording, broadcasting or otherwise now known or herein after developed without the previous express consent by the copyright owner, except for reproduction in daily press and regular printed publications on sale to the public within 60 days of the event related to those data/results and always provided that copyright symbol appears together as follows below.

© DORNA, 2024



4657 m.

## MOTUL SOLIDARITY GRAND PRIX OF BARCELONA

Free Practice

Top Speed &amp; Average

4



Rider	Nation	Motorcycle	Top 5 speeds					Average	Top
36 Angel PIQUERAS	SPA	HONDA	250.5	248.2	247.7	246.5	246.5	247.9	250.5
82 Stefano NEPA	ITA	KTM	248.8	247.7	247.7	247.1	246.5	247.6	248.8
22 David ALMANSA	SPA	HONDA	247.7	246.5	244.8	244.3	243.7	245.4	247.7
64 David MUÑOZ	SPA	KTM	247.7	246.5	245.4	243.7	243.7	245.4	247.7
12 Jacob ROULSTONE	AUS	GASGAS	246.5	246.5	245.4	245.4	245.4	245.8	246.5
83 Alvaro CARPE	SPA	KTM	246.5	246.5	246.0	246.0	245.4	246.0	246.5
96 Daniel HOLGADO	SPA	GASGAS	246.5	245.4	245.4	244.8	244.8	245.2	246.5
6 Ryusei YAMANAKA	JPN	KTM	246.0	246.0	245.4	244.8	244.8	245.3	246.0
7 Filippo FARIOLI	ITA	HONDA	246.0	242.1	242.1	241.6	241.6	242.7	246.0
18 Matteo BERTELLE	ITA	HONDA	246.0	246.0	245.4	244.8	244.3	245.3	246.0
31 Adrian FERNANDEZ	SPA	HONDA	246.0	244.3	244.3	243.2	243.2	244.2	246.0
80 David ALONSO	COL	CFMOTO	246.0	244.8	244.8	244.3	243.7	244.7	246.0
89 Marcos URIARTE	SPA	CFMOTO	246.0	245.4	245.4	244.8	244.3	245.2	246.0
99 Jose Antonio RUEDA	SPA	KTM	246.0	246.0	245.4	244.8	244.8	245.4	246.0
5 Tatchakorn BUASRI	THA	HONDA	245.4	245.4	244.8	243.7	241.6	244.2	245.4
48 Ivan ORTOLA	SPA	KTM	245.4	244.8	244.8	244.3	243.7	244.5	245.4
85 Xabi ZURUTUZA	SPA	KTM	245.4	245.4	245.4	244.8	244.3	244.8	245.4
24 Tatsuki SUZUKI	JPN	HUSQVARNA	244.8	244.3	243.7	243.2	243.2	243.8	244.8
10 Nicola CARRARO	ITA	KTM	244.3	243.7	243.7	243.2	243.2	243.6	244.3
19 Scott OGDEN	GBR	HONDA	243.7	243.2	243.2	243.2	243.2	243.3	243.7
54 Riccardo ROSSI	ITA	KTM	243.7	243.2	243.2	242.1	241.6	242.8	243.7
8 Eddie O'SHEA	GBR	HONDA	243.2	242.6	242.1	241.6	241.6	242.1	243.2
55 Noah DETTWILER	SWI	KTM	242.6	242.1	241.0	241.0	241.0	241.5	242.6
95 Collin VEIJER	NED	HUSQVARNA	242.6	242.6	242.6	242.1	242.1	242.4	242.6
58 Luca LUNETTA	ITA	HONDA	241.6	240.5	240.5	240.0	240.0	240.4	241.6
72 Taiyo FURUSATO	JPN	HONDA	241.6	241.6	241.0	240.0	240.0	240.8	241.6
66 Joel KELSO	AUS	KTM	240.5	240.5	240.5	240.5	240.5	240.5	240.5

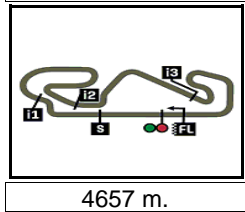
These data/results cannot be reproduced, stored and/or transmitted in whole or in part by any manner of electronic, mechanical, photocopying, recording, broadcasting or otherwise now known or herein after developed without the previous express consent by the copyright owner, except for reproduction in daily press and regular printed publications on sale to the public within 60 days of the event related to those data/results and always provided that copyright symbol appears together as follows below.

© DORNA, 2024

Official MotoGP Timing by TISSOT  
www.motogp.com



Barcelona, Friday, November 15, 2024



4657 m.

## MOTUL SOLIDARITY GRAND PRIX OF BARCELONA

## Free Practice

## Chronological Analysis of Performances

5

\* Lap / Sector time cancelled

T1 Time from finish line to 1st intermediate

T3 Time from 2nd intermed. to 3rd intermed.

P Crossing the finish line in pit lane

T2 Time from 1st intermed. to 2nd intermed.

T4 Time from 3rd intermediate to finish line

Lap	Lap Time	T1	T2	T3	T4	Speed	Lap	Lap Time	T1	T2	T3	T4	Speed	
<b>1st</b>	<b>36</b>	<b>Angel PIQUERAS</b> Leopard Racing SPA					Runs=2 Total laps=16 Full laps=13 Valid laps=9	7	<b>1'50.014</b>	19.970	34.009	22.906	33.129	241.6
1	2'27.681	20.917	35.845	23.787	34.121	171.4	8	<b>1'49.700</b>	20.119	33.860	22.819	32.902	240.0	
2	<b>1'51.371</b>	20.172	34.156	23.296	33.747	244.3	9	<b>1'49.287</b>	19.892	33.801	22.821	32.773	246.0	
3	<b>1'50.768</b>	19.868	34.077	23.335	33.488	248.2	10	<b>1'49.260</b>	19.842	33.731	22.879	32.808	244.8	
4	<b>1'50.045</b>	19.961	33.869	23.063	33.152	246.5	11	<b>1'48.991</b>	19.845	33.621	22.674	32.851	244.8	
5	<b>1'49.663</b>	19.830	33.919	22.982	32.932	244.3	12	1'52.252 *	20.58 *	35.018	23.237	33.413	242.1	
6	1'49.686 *	19.608	33.736	23.126	33.216 *	250.5	13	1'50.009 *	19.916	34.093	22.952	33.048 *	241.6	
7	1'51.875 *	20.82 *	34.762	23.110 *	33.179 *	242.1	14	1'59.030 P	19.960	34.135	22.961	41.974	242.1	
8	<b>1'49.545</b>	19.861	33.779	22.821	33.084	242.6	15	5'52.365	23.581	34.369	22.860	32.618	127.6	
9	<b>1'49.140</b>	19.873	33.727	22.725	32.815	244.3	16	<b>1'48.133</b>	19.631	33.305	22.660	32.537	244.3	
10	<b>1'48.890</b>	19.718	33.651	22.753	32.768	246.0	17	1'47.897	19.616	33.361	22.623	32.297	243.7	
11	2'02.919 P	19.54 *	35.608	23.690	44.079	243.7	<b>4th</b>	<b>66</b>	<b>Joel KELSO</b> BOE Motorsports AUS					Runs=2 Total laps=15 Full laps=12 Valid laps=11
12	8'13.474	18.736	34.440	23.805	33.289	174.1	1	2'45.124	21.952	35.442	23.949	34.291	149.3	
13	<b>1'47.931</b>	19.620	33.312	22.577	32.422	246.5	2	<b>1'51.755</b>	20.196	34.489	23.545	33.525	240.0	
14	1'50.413 *	19.661	34.342	22.791	33.619 *	241.0	3	<b>1'50.538</b>	20.070	34.010	23.227	33.231	240.5	
15	1'47.281	19.487	33.091	22.463	32.240	247.7	4	<b>1'49.849</b>	19.991	33.814	23.065	32.979	239.4	
16	1'51.458 *	21.77 *	34.269	22.861	32.554	243.2	5	<b>1'49.411</b>	19.789	33.785	22.944	32.893	240.0	
<b>2nd</b>	<b>64</b>	<b>David MUÑOZ</b> BOE Motorsports SPA					Runs=2 Total laps=16 Full laps=13 Valid laps=7	6	1'50.434 *	19.808	34.076 *	23.376 *	33.174	239.4
1	2'21.807	20.059	36.146	23.598	33.933	170.8	7	<b>1'49.612</b>	19.862	33.665	23.135	32.950	240.0	
2	1'51.267 *	20.253	34.460	23.185 *	33.369 *	240.5	8	<b>1'49.352</b>	19.823	33.718	22.991	32.820	240.0	
3	1'50.190 *	19.932	34.124	23.001	33.133 *	241.6	9	<b>1'52.622</b>	20.529	34.979	23.702	33.412	238.9	
4	<b>1'49.762</b>	19.921	33.870	22.923	33.048	242.1	10	2'01.441 P	19.921	34.014	23.227	44.279	239.4	
5	<b>1'49.260</b>	19.857	33.680	22.829	32.894	241.6	11	8'24.488	20.645	34.561	23.432	32.869	157.8	
6	1'50.407 *	19.872	33.911	23.135	33.489 *	243.2	12	1'48.098	19.701	33.243	22.681	32.473	240.5	
7	<b>1'49.816</b>	19.858	33.759	23.045	33.154	240.5	13	<b>1'48.201</b>	19.589	33.279	22.761	32.572	240.5	
8	1'51.800 *	20.249	34.584	23.791 *	33.176	237.8	14	<b>1'49.253</b>	19.892	33.690	22.887	32.784	240.5	
9	<b>1'49.014</b>	19.712	33.448	22.742	33.112	243.7	15	<b>1'48.452</b>	19.693	33.282	22.732	32.745	240.5	
10	1'49.679 *	20.045	34.030	22.757	32.847 *	237.8	<b>5th</b>	<b>19</b>	<b>Scott OGDEN</b> FleetSafe Honda - ML GBR					Runs=2 Total laps=15 Full laps=12 Valid laps=10
11	2'01.346 P	19.724	35.527	23.864	42.231	242.6	1	2'34.997	20.601	35.899	24.081	34.351	171.9	
12	8'28.115	19.279	34.091	22.826	32.815	177.6	2	<b>1'51.495</b>	20.278	34.549	23.310	33.358	241.0	
13	<b>1'47.886</b>	19.492	33.283	22.701	32.410	245.4	3	1'52.725 *	20.107	34.358	23.645	34.615 *	241.0	
14	1'47.691	19.497	33.271	22.556	32.367	243.7	4	<b>1'50.681</b>	19.946	34.115	23.273	33.347	242.6	
15	1'48.049 *	19.502	33.349	22.582	32.616 *	247.7	5	<b>1'50.160</b>	19.940	33.948	23.195	33.077	243.2	
16	<b>1'49.653</b>	19.583	34.413	23.030	32.627	246.5	6	1'49.999 *	19.970	34.057	23.092	32.880 *	242.6	
<b>3rd</b>	<b>80</b>	<b>David ALONSO</b> CFMOTO Valresa Asp COL					Runs=2 Total laps=17 Full laps=14 Valid laps=9	7	<b>1'49.536</b>	19.893	33.821	23.001	32.821	243.2
1	2'05.362	22.344	37.415	24.036	34.377	154.7	8	<b>1'49.164</b>	19.785	33.695	22.924	32.760	243.2	
2	1'52.586 *	20.423	34.711	23.549 *	33.903	240.5	9	<b>1'49.018</b>	19.834	33.561	22.945	32.678	243.2	
3	1'51.495 *	20.213	34.350	23.351	33.581 *	241.0	10	2'04.382 P	20.55 *	35.585	24.209	44.031	242.1	
4	<b>1'50.788</b>	20.153	34.116	23.221	33.298	240.5	11	9'58.757	20.421	34.523	23.092	33.135	167.4	
5	1'50.876 *	20.091	34.156	23.204 *	33.425	241.0	12	<b>1'48.688</b>	19.757	33.530	22.706	32.695	243.7	
6	<b>1'50.147</b>	19.991	34.074	23.000	33.082	241.0	13	1'48.155	19.698	33.327	22.741	32.389	243.2	
							14	<b>1'48.741</b>	19.712	33.378	22.901	32.750	242.6	

**Fastest Lap:** Angel PIQUERAS Leopard Racing SPA **1'47.281** 19.487 33.091 22.463 32.240

These data/results cannot be reproduced, stored and/or transmitted in whole or in part by any manner of electronic, mechanical, photocopying, recording, broadcasting or otherwise now known or herein after developed without the previous express consent by the copyright owner, except for reproduction in daily press and regular printed publications on sale to the public within 60 days of the event related to those data/results and always provided that copyright symbol appears together as follows below.  
© DORNA, 2024

# Free Practice

# Moto3

Lap	Lap Time	T1	T2	T3	T4	Speed	Lap	Lap Time	T1	T2	T3	T4	Speed
15	<b>1'50.104</b>	19.951	34.218	23.158	32.777	243.2	14	<b>1'48.235</b>	19.788	<b>33.290</b>	<b>22.696</b>	<b>32.461</b>	244.8
<b>6th 96 Daniel HOLGADO</b> Red Bull GASGAS Te SPA Runs=2 Total laps=16 Full laps=13 Valid laps=11							15	1'48.525 *	19.684	33.485	22.913	32.443*	245.4
1	2'24.697	19.962	35.536	23.812	34.533	176.4	16	<b>1'49.423</b>	<b>19.656</b>	34.417	22.761	32.589	246.0
2	1'51.765 *	20.180	34.639	23.456*	33.490	242.1	<b>9th 95 Collin VEIJER</b> Liqui Moly Husqvarna NED Runs=2 Total laps=15 Full laps=12 Valid laps=10						
3	<b>1'50.737</b>	20.029	34.424	23.092	33.192	243.7	1	3'14.337	21.071	36.735	24.598	35.837	165.8
4	<b>1'49.918</b>	19.868	34.069	22.994	32.987	244.8	2	1'52.346 *	20.354	34.727	23.582	33.683*	241.6
5	<b>1'49.329</b>	19.848	33.758	22.800	32.923	244.3	3	<b>1'51.020</b>	20.272	34.276	23.325	33.147	241.0
6	<b>1'48.742</b>	19.739	33.615	22.726	32.662	244.3	4	<b>1'49.899</b>	19.957	33.797	23.035	33.110	241.0
7	<b>1'48.451</b>	19.680	33.482	22.696	32.593	244.8	5	<b>1'49.321</b>	19.966	33.689	22.867	32.799	241.0
8	<b>1'50.469</b>	19.698	33.752	23.682	33.337	244.8	6	<b>1'49.042</b>	19.894	33.566	22.853	32.729	242.1
9	<b>1'49.823</b>	19.737	33.442	22.709	33.935	242.6	7	<b>1'48.814</b>	19.873	33.524	22.809	32.608	241.6
10	<b>1'48.815</b>	19.651	33.525	22.801	32.838	245.4	8	<b>1'48.645</b>	19.849	33.400	22.833	32.563	241.6
11	2'01.198 P	20.00*	35.766	23.742	41.685	243.2	9	<b>1'48.612</b>	<b>19.791</b>	<b>33.365</b>	22.857	32.599	<b>242.6</b>
12	8'19.828	19.709	34.740	23.474	33.024	174.7	10	1'57.104 P	19.901	33.466	22.830	40.907	242.1
13	<b>1'48.870</b>	19.766	33.639	22.742	32.723	244.8	11	8'54.633	19.361	34.495	23.073	33.232	172.2
14	1'50.693 *	19.615	33.413	22.647	35.018*	243.2	12	<b>1'49.053</b>	19.990	33.575	22.790	32.698	240.0
15	<b>1'48.182</b>	19.761	<b>33.391</b>	<b>22.520</b>	<b>32.510</b>	<b>246.5</b>	13	1'48.570 *	19.822	33.489	22.737	32.522*	241.6
16	<b>1'48.363</b>	<b>19.525</b>	33.473	22.643	32.722	245.4	14	<b>1'48.630</b>	19.910	33.462	<b>22.704</b>	32.554	242.6
<b>7th 6 Ryusei YAMANAKA</b> MT Helmets - MSI JPN Runs=2 Total laps=17 Full laps=14 Valid laps=10							15	<b>1'48.328</b>	19.814	33.365	22.726	<b>32.423</b>	242.6
1	2'25.424	20.084	35.223	24.067	34.708	176.7	<b>10th 12 Jacob ROULSTONE</b> Red Bull GASGAS Te AUS Runs=2 Total laps=16 Full laps=13 Valid laps=10						
2	1'51.409 *	20.117	34.581	23.223*	33.488*	244.8	1	2'26.842	20.281	35.568	24.465	34.473	166.9
3	<b>1'50.522</b>	19.943	34.308	23.094	33.177	244.8	2	1'51.731 *	20.161	34.525	23.392*	33.653	244.3
4	1'50.766 *	19.820	34.303	23.178	33.465*	<b>246.0</b>	3	<b>1'51.187</b>	20.154	34.202	23.266	33.565	245.4
5	<b>1'49.783</b>	19.779	33.987	23.043	32.974	246.0	4	<b>1'50.776</b>	20.132	34.013	23.115	33.516	245.4
6	1'52.101 *	20.09*	35.577	23.307	33.119	243.7	5	<b>1'50.414</b>	19.879	33.899	23.261	33.375	<b>246.5</b>
7	<b>1'49.854</b>	19.871	33.900	23.053	33.030	245.4	6	1'52.558 *	20.287	34.419	23.894	33.958*	242.6
8	1'49.995 *	19.928	33.803	23.112*	33.152	242.6	7	<b>1'51.369</b>	20.214	34.098	23.465	33.592	242.6
9	<b>1'49.293</b>	19.728	33.815	22.908	32.842	242.6	8	<b>1'50.440</b>	20.143	33.908	23.163	33.226	242.6
10	<b>1'49.050</b>	19.744	33.868	22.759	32.679	243.7	9	<b>1'50.403</b>	19.950	34.039	23.163	33.251	244.3
11	<b>1'48.725</b>	19.764	33.566	22.788	32.607	244.8	10	<b>1'51.684</b>	20.086	34.747	23.662	33.189	241.0
12	2'00.835 P	20.391	34.472	23.177	42.795	236.8	11	1'59.941 P	19.925	33.854	23.262	42.900	242.6
13	6'41.928	19.326	34.053	22.929	32.976	172.2	12	8'06.939	18.903	34.862	23.374	33.211	177.6
14	<b>1'49.405</b>	19.835	33.793	22.897	32.880	243.2	13	<b>1'49.280</b>	20.091	33.575	23.126	32.488	243.2
15	<b>1'48.987</b>	19.792	33.596	22.881	32.718	244.3	14	<b>1'48.334</b>	19.743	<b>33.376</b>	22.818	<b>32.397</b>	245.4
16	<b>1'48.895</b>	19.807	33.643	22.904	32.541	244.3	15	1'50.731 *	19.705	33.700	22.797*	34.529	246.5
17	<b>1'48.224</b>	<b>19.709</b>	<b>33.394</b>	<b>22.736</b>	<b>32.385</b>	244.3	16	<b>1'48.435</b>	<b>19.591</b>	33.433	<b>22.750</b>	32.661	245.4
<b>8th 99 Jose Antonio RUED</b> Red Bull KTM Ajo SPA Runs=2 Total laps=16 Full laps=13 Valid laps=12							<b>11th 22 David ALMANSA</b> Kopron Rivacold Snip SPA Runs=2 Total laps=15 Full laps=12 Valid laps=11						
1	2'11.842	20.294	35.605	23.868	34.234	177.3	1	2'19.562	21.940	35.590	23.844	34.292	169.8
2	<b>1'51.210</b>	20.344	34.377	23.279	33.210	240.5	2	<b>1'51.448</b>	20.220	34.516	23.222	33.490	242.1
3	<b>1'50.486</b>	20.216	34.034	23.172	33.064	244.3	3	<b>1'50.299</b>	20.053	34.141	23.101	33.004	243.2
4	<b>1'50.044</b>	20.148	33.823	23.127	32.946	244.3	4	<b>1'49.888</b>	19.865	33.843	23.064	33.116	242.1
5	<b>1'49.686</b>	19.975	33.701	23.047	32.963	242.6	5	<b>1'50.069</b>	19.949	33.756	23.023	33.341	242.1
6	<b>1'49.290</b>	19.978	33.632	22.897	32.783	<b>246.0</b>	6	<b>1'51.997</b>	19.972	34.241	23.498	34.286	241.6
7	<b>1'48.850</b>	19.901	33.486	22.887	32.576	243.2	7	<b>1'49.767</b>	19.946	33.743	22.949	33.129	241.6
8	<b>1'49.260</b>	19.848	33.701	22.884	32.827	244.8	8	<b>1'52.313</b>	20.050	34.910	23.774	33.579	<b>247.7</b>
9	<b>1'49.368</b>	20.051	33.666	22.812	32.839	241.0	9	<b>1'49.370</b>	19.886	33.573	22.959	32.952	243.2
10	<b>1'48.996</b>	19.887	33.534	22.890	32.685	241.6	10	<b>1'49.260</b>	19.808	33.502	23.160	32.790	246.5
11	1'58.457 P	19.950	33.590	22.860	42.057	240.5	11	2'02.459 P	19.768	33.925	24.003	44.763	243.2
12	8'42.916 *	18.373	34.563	23.115	33.070*	181.5	12	8'20.894	19.913	34.202	22.943	32.964	173.9
13	<b>1'48.697</b>	19.933	33.545	22.702	32.517	243.7	13	<b>1'48.861</b>	19.860	33.430	22.767	32.804	244.8

**Fastest Lap:** Angel PIQUERAS Leopard Racing SPA **1'47.281** 19.487 33.091 22.463 32.240

These data/results cannot be reproduced, stored and/or transmitted in whole or in part by any manner of electronic, mechanical, photocopying, recording, broadcasting or otherwise now known or herein after developed without the previous express consent by the copyright owner, except for reproduction in daily press and regular printed publications on sale to the public within 60 days of the event related to those data/results and always provided that copyright symbol appears together as follows below.  
© DORNA, 2024

## Free Practice

## Moto3

Lap	Lap Time	T1	T2	T3	T4	Speed	Lap	Lap Time	T1	T2	T3	T4	Speed
14	1'48.459	19.775	33.264	22.662	32.758	243.7	15th	31	Adrian FERNANDEZ Leopard Racing SPA				
15	1'49.265 *	19.725	33.495	22.791	33.254*	244.3			Runs=1	Total laps=12	Full laps=10	Valid laps=9	
	unfinished	20.270				239.4	1	2'34.753	21.250	34.842	23.639	34.059	155.3
<b>12th</b>	<b>85</b>	Xabi ZURUTUZA Red Bull KTM Ajo SPA					2	1'51.090	20.311	34.425	23.160	33.194	241.6
		Runs=2	Total laps=16	Full laps=13	Valid laps=5		3	1'49.439	19.890	33.735	22.918	32.896	242.6
1	2'14.142	19.396	35.529	24.075	34.592	177.9	4	1'49.073	19.864	33.467	22.769	32.973	243.2
2	1'53.008 *	20.03*	34.845	23.655*	34.469	242.1	5	1'49.062	19.721	33.570	22.908	32.863	244.3
3	1'52.739 *	20.357	34.737	23.547*	34.098	241.6	6	1'49.463	20.032	33.638	22.884	32.909	242.1
4	1'51.617 *	20.139	34.402	23.465*	33.611	241.6	7	1'48.842	19.780	33.366	22.998	32.698	242.1
5	1'50.182	19.927	33.834	23.162	33.259	245.4	8	1'48.786 *	19.834	33.410	22.633*	32.909	240.5
6	1'51.136	19.954	33.992	23.678	33.512	244.8	9	1'48.824	19.793	33.503	22.739	32.789	243.2
7	1'50.164 *	19.878	33.917	23.048*	33.321	242.1	10	1'48.777	19.694	33.558	22.751	32.774	246.0
8	1'51.959 *	19.93*	34.831	23.617	33.573	244.3	11	1'48.711	19.672	33.513	22.756	32.770	244.3
9	1'49.709	19.791	33.948	22.904	33.066	245.4	12	2'44.930 P	54.686	40.910	25.130	44.204	239.4
10	1'50.294 *	19.99*	33.940	23.008	33.355	244.3	<b>16th</b>	<b>89</b>	Marcos URIARTE CFMOTO Valresa Asp SPA				
11	2'12.707 P	30.470	36.699	23.139	42.399	243.7			Runs=2	Total laps=15	Full laps=12	Valid laps=6	
12	8'14.770 *	18.314	33.901	22.977*	33.079	182.7	1	2'08.767	19.802	34.738	24.064	35.032	169.0
13	1'48.513	19.718	33.363	22.578	32.854	245.4	2	1'51.794 *	20.157	34.515	23.484*	33.638*	243.7
14	1'48.929 *	19.32*	33.652	22.830*	33.118	244.3	3	1'51.443	20.144	34.422	23.427	33.450	241.6
15	1'52.800 *	19.890	34.831	23.513*	34.566*	242.6	4	1'50.832 *	20.179	34.300	23.190*	33.163	242.6
16	1'49.692	19.781	33.853	22.872	33.186	243.2	5	1'50.321 *	19.946	33.938	23.185*	33.252	242.6
<b>13th</b>	<b>72</b>	Taiyo FURUSATO Honda Team Asia JPN					6	1'49.913	20.235	33.721	22.982	32.975	244.8
		Runs=2	Total laps=15	Full laps=12	Valid laps=7		7	1'49.370	19.791	33.720	22.973	32.886	245.4
1	3'14.071	21.099	37.245	24.644	35.399	171.7	8	1'49.870	19.833	33.862	23.103	33.072	245.4
2	1'54.355 *	20.96*	35.474	23.728*	34.190*	237.3	9	1'49.875 *	19.50*	34.204	23.082*	33.085*	243.7
3	1'52.373 *	20.474	34.806	23.580	33.513*	238.9	10	1'59.824 P	19.991	33.816	23.038*	42.979	243.2
4	1'51.523 *	20.371	34.448	23.323	33.381*	240.0	11	10'21.824	19.747	34.661	23.541	32.876	176.7
5	1'51.247 *	20.228	34.293	23.278	33.448*	238.9	12	1'49.140 *	19.906	33.762	22.728*	32.744	244.3
6	1'51.186 *	20.319	34.212	23.250*	33.405	237.8	13	1'48.870	19.936	33.429	22.816	32.689	241.0
7	2'02.240 P	20.567	34.563	23.848	43.262	237.3	14	1'48.747	19.638	33.579	22.812	32.718	246.0
8	9'20.109	20.746	34.408	23.294	32.898	169.0	15	1'50.409 *	19.766	34.555	22.871*	33.217	243.2
9	1'49.503	20.004	33.692	23.053	32.754	239.4	<b>17th</b>	<b>18</b>	Matteo BERTELLE Kopron Rivacold Snip ITA				
10	1'49.683	20.037	33.801	23.013	32.832	238.4			Runs=2	Total laps=16	Full laps=13	Valid laps=12	
11	1'49.257	20.049	33.567	22.905	32.736	238.9	1	2'25.017	21.814	36.335	24.031	34.669	168.7
12	1'49.044	19.931	33.691	22.797	32.625	241.0	2	1'52.981	20.428	35.102	23.514	33.937	238.4
13	1'48.636	19.795	33.358	22.897	32.586	241.6	3	1'51.827 *	20.297	34.398	23.381	33.751*	246.0
14	1'48.545	19.825	33.351	22.789	32.580	241.6	4	1'54.491	20.360	35.047	23.861	35.223	245.4
15	1'48.798	19.953	33.451	22.775	32.619	240.0	5	1'51.140	20.186	34.392	23.221	33.341	243.2
<b>14th</b>	<b>24</b>	Tatsuki SUZUKI Liqui Moly Husqvarna JPN					6	1'50.541	19.956	34.238	23.057	33.290	244.8
		Runs=2	Total laps=11	Full laps=8	Valid laps=5		7	1'50.920	19.983	34.327	23.251	33.359	243.7
1	2'26.526	20.383	35.346	24.439	33.888	171.7	8	1'50.144	19.852	34.057	23.080	33.155	246.0
2	1'51.424 *	20.015	34.332	23.371*	33.706	242.6	9	1'49.679	19.880	33.830	22.994	32.975	242.6
3	1'50.208	19.909	34.205	23.077	33.017	242.6	10	1'50.229	19.811	33.908	23.112	33.398	244.3
4	1'49.822 *	19.908	33.808	23.053*	33.053	242.6	11	2'00.212 P	19.978	33.754	23.267*	43.213	241.6
5	1'49.984	19.826	33.924	23.343	32.891	242.1	12	8'11.607 *	20.388	34.647	23.013	32.962*	169.2
6	3'06.348 P	19.881	1'10.819	38.770	56.878	243.2	13	1'48.916	19.800	33.532	22.879	32.705	241.0
7	15'57.453	19.356	34.705	23.186	32.904	171.9	14	1'48.812	19.699	33.421	22.747	32.945	241.0
8	1'49.015	19.898	33.724	22.758	32.635	244.3	15	1'48.877	19.776	33.589	22.819	32.693	241.0
9	1'48.839	19.885	33.588	22.745	32.621	243.7	16	1'50.623	19.933	34.935	23.117	32.638	241.0
10	1'52.077 *	20.93*	35.236	23.054	32.854	243.2	<b>18th</b>	<b>58</b>	Luca LUNETTA SIC58 Squadra Corse ITA				
11	1'48.604	19.792	33.615	22.730	32.467	244.8			Runs=2	Total laps=17	Full laps=14	Valid laps=11	
							1	2'48.910	20.974	35.431	24.069	34.107	169.0
							2	1'52.257	20.497	34.724	23.533	33.503	240.0

**Fastest Lap:** Angel PIQUERAS Leopard Racing SPA 1'47.281 19.487 33.091 22.463 32.240

These data/results cannot be reproduced, stored and/or transmitted in whole or in part by any manner of electronic, mechanical, photocopying, recording, broadcasting or otherwise now known or herein after developed without the previous express consent by the copyright owner, except for reproduction in daily press and regular printed publications on sale to the public within 60 days of the event related to those data/results and always provided that copyright symbol appears together as follows below.  
© DORNA, 2024

# Free Practice

# Moto3

Lap	Lap Time	T1	T2	T3	T4	Speed	Lap	Lap Time	T1	T2	T3	T4	Speed
3	<b>1'51.309</b>	20.204	34.558	23.294	33.253	240.0	3	<b>1'50.728</b>	19.938	34.206	23.131	33.453	244.3
4	<b>1'50.418</b>	20.177	34.079	23.151	33.011	238.9	4	1'50.670 *	19.869	34.217	23.220	33.364*	243.2
5	1'50.079 *	20.238	33.860	23.079*	32.902	237.3	5	<b>1'50.072</b>	19.897	34.008	23.182	32.985	242.1
6	1'49.986 *	20.225	33.861*	23.008*	32.892	238.4	6	<b>1'50.028</b>	19.799	33.938	23.124	33.167	242.6
7	<b>1'49.162</b>	19.994	33.632	22.895	32.641	239.4	7	<b>1'49.635</b>	19.751	33.765	23.059	33.060	243.7
8	<b>1'49.064</b>	19.975	33.629	22.810	32.650	240.0	8	<b>1'49.282</b>	19.725	33.663	22.943	32.951	243.7
9	<b>1'51.162</b>	19.966	34.707	23.481	33.008	240.5	9	1'49.106 *	19.732	33.610	22.921*	32.843	244.8
10	<b>1'48.836</b>	19.907	33.529	22.804	32.596	240.5	10	<b>1'49.382</b>	19.662	33.641	23.059	33.020	245.4
11	1'49.126 *	19.989	33.582	22.929	32.626*	238.9	11	1'57.886 P	19.804	33.714	23.000	41.368	242.6
12	2'05.682 P	20.78*	35.682*	24.275	44.937	238.9	12	7'27.122	19.804	34.560	23.129	33.230	162.6
13	5'34.349	20.946	34.550	23.285	33.199	168.4	13	<b>1'49.389</b>	19.792	33.885	22.916	32.796	241.0
14	<b>1'49.555</b>	20.141	33.726	22.889	32.799	238.4	14	<b>1'49.178</b>	19.776	33.644	22.899	32.859	241.6
15	<b>1'50.591</b>	19.921	33.717	22.866	34.087	239.4	15	1'48.858 *	19.808	33.592	22.805	32.653*	242.1
16	<b>1'49.012</b>	20.015	33.626	22.813	32.558	241.6	16	<b>1'49.061</b>	19.848	33.644	22.910	32.659	242.1
17	<b>1'49.147</b>	19.998	33.570	22.881	32.698	240.0							

**19th 7 Filippo FARIOLI** SIC58 Squadra Corse ITA  
Runs=2 Total laps=16 Full laps=13 Valid laps=9

1	2'29.013	20.615	35.285	24.016	34.360	172.5
2	1'52.338 *	20.615	34.616	23.396*	33.711*	239.4
3	<b>1'51.560</b>	20.419	34.246	23.372	33.523	237.8
4	1'51.513 *	20.05*	34.786	23.329*	33.346	237.8
5	<b>1'50.739</b>	20.260	34.123	23.135	33.221	242.1
6	1'50.535 *	20.114	33.930	23.245*	33.246	241.6
7	<b>1'49.834</b>	20.081	33.898	23.019	32.836	237.3
8	<b>1'50.709</b>	19.880	33.976	22.977	33.876	242.1
9	1'50.068 *	20.147	33.934	23.055	32.932*	237.3
10	<b>1'49.976</b>	19.944	33.917	23.105	33.010	240.0
11	2'00.549 P	20.039	34.038	23.013	43.459	236.3
12	8'07.433 *	23.347	34.511	23.552	33.160*	139.5
13	<b>1'49.898</b>	19.955	33.982	23.019	32.942	239.4
14	<b>1'49.319</b>	19.878	33.544	22.940	32.957	241.6
15	<b>1'48.889</b>	19.764	33.562	22.818	32.745	246.0
16	<b>1'49.680</b>	20.022	33.765	23.073	32.820	240.0

**22nd 82 Stefano NEPA** LEVELUP - MTA ITA  
Runs=2 Total laps=16 Full laps=13 Valid laps=10

1	2'27.896	22.930	35.768	23.799	35.062	145.3
2	1'52.133 *	20.58*	34.990	23.248*	33.310	247.7
3	<b>1'50.440</b>	20.083	34.246	22.999	33.112	244.8
4	<b>1'49.943</b>	19.986	33.812	22.950	33.195	247.1
5	<b>1'49.191</b>	19.853	33.707	22.877	32.754	246.5
6	1'49.842 *	19.869	33.735	23.081*	33.157	248.8
7	1'55.523 *	20.25*	38.634	23.279	33.360	247.7
8	<b>1'49.445</b>	19.885	33.743	22.950	32.867	246.0
9	<b>1'49.117</b>	19.914	33.612	22.777	32.814	242.6
10	2'00.807 P	20.00*	35.081	23.591	42.135	242.6
11	7'56.588 *	22.127	35.757	23.659*	33.321*	168.2
12	<b>1'50.575</b>	20.274	34.102	23.084	33.115	240.0
13	<b>1'49.680</b>	19.973	33.874	22.967	32.866	241.0
14	<b>1'49.573</b>	19.892	33.794	22.941	32.946	241.6
15	<b>1'49.746</b>	19.938	33.780	22.913	33.115	241.6
16	<b>1'51.023</b>	19.970	34.059	23.229	33.765	241.0

**20th 83 Alvaro CARPE** Red Bull KTM Ajo SPA  
Runs=2 Total laps=14 Full laps=11 Valid laps=7

1	2'18.098	20.195	35.366	23.617	34.428	176.4
2	<b>1'52.146</b>	20.291	34.936	23.298	33.621	242.1
3	1'51.824 *	20.067	34.714	23.717	33.326*	242.1
4	<b>1'49.736</b>	19.906	33.879	23.062	32.889	244.3
5	<b>1'49.465</b>	19.938	33.638	22.916	32.973	246.0
6	1'50.793 *	20.022	34.029	23.338*	33.404*	244.3
7	1'51.201 *	19.998	34.633	23.077*	33.493	241.6
8	<b>1'51.623</b>	19.961	34.291	23.819	33.552	245.4
9	<b>1'49.570</b>	19.887	33.833	22.930	32.920	246.0
10	2'00.796 P	19.819	33.667	23.426	43.884	244.8
11	10'25.316 *	18.627	34.169	23.145	33.134*	181.8
12	<b>1'49.370</b>	19.876	33.712	22.947	32.835	245.4
13	<b>1'49.048</b>	19.859	33.557	22.845	32.787	246.5
14	1'51.357 *	19.806	33.698	23.913	33.940*	246.5

**23rd 10 Nicola CARRARO** LEVELUP - MTA ITA  
Runs=2 Total laps=17 Full laps=14 Valid laps=4

1	2'08.360	23.852	38.251	25.452	35.291	152.3
2	<b>1'53.277</b>	20.389	35.123	23.824	33.941	240.0
3	1'51.084 *	20.006	34.526	23.194*	33.358*	243.2
4	1'51.380 *	19.88*	34.846	23.392	33.256*	243.2
5	1'50.350 *	19.951	34.051	23.070*	33.278	244.3
6	<b>1'49.825</b>	19.842	33.944	23.080	32.959	243.7
7	1'49.838 *	19.775	34.027	22.961	33.075*	243.2
8	1'49.538 *	19.31*	34.372	22.890	32.959	242.6
9	1'50.514 *	19.812	34.346	23.219	33.137*	243.7
10	1'50.023 *	19.892	33.966	23.009*	33.156*	242.6
11	1'59.192 P	19.698	34.081	23.086	42.327	242.1
12	6'02.093 *	23.171	35.858	23.410	33.350*	145.3
13	<b>1'50.153</b>	19.834	34.448	23.053	32.818	241.6
14	1'49.090 *	19.721	33.895	22.715*	32.759	242.6
15	1'51.186 *	19.52*	34.643	22.892	34.129*	242.6
16	<b>1'49.117</b>	19.711	33.769	22.845	32.792	241.6
17	1'49.345 *	19.723	33.853	22.968	32.801*	242.1

**21st 48 Ivan ORTOLA** MT Helmets - MSI SPA  
Runs=2 Total laps=16 Full laps=13 Valid laps=9

1	2'36.314	20.969	35.957	24.661	34.333	168.7
2	1'51.801 *	20.163	34.616	23.316	33.706*	244.8

<b>Fastest Lap:</b>	Angel PIQUERAS	Leopard Racing	SPA	<b>1'47.281</b>	19.487	33.091	22.463	32.240
---------------------	----------------	----------------	-----	-----------------	--------	--------	--------	--------

These data/results cannot be reproduced, stored and/or transmitted in whole or in part by any manner of electronic, mechanical, photocopying, recording, broadcasting or otherwise now known or herein after developed without the previous express consent by the copyright owner, except for reproduction in daily press and regular printed publications on sale to the public within 60 days of the event related to those data/results and always provided that copyright symbol appears together as follows below.  
© DORNA, 2024

## Free Practice

Moto3

Lap	Lap Time	T1	T2	T3	T4	Speed	Lap	Lap Time	T1	T2	T3	T4	Speed
<b>24th</b>	<b>8</b>	<b>Eddie O'SHEA</b> FleetSafe Honda - ML GBR					2	1'53.961 *	20.915	35.229	23.695*	34.122	235.8
		Runs=2	Total laps=13	Full laps=10	Valid laps=7		3	<b>1'52.198</b>	20.331	34.551	23.528	33.788	243.2
1	2'18.197	21.947	35.822	23.834	34.152	148.9	4	1'51.545 *	20.259	34.413	23.259	33.614*	241.0
2	<b>1'53.123</b>	20.655	34.932	23.695	33.841	238.4	5	1'52.082 *	20.245	34.910	23.280	33.647*	239.4
3	1'52.869 *	20.559	34.818	23.648	33.844*	<b>243.2</b>	6	1'51.482 *	20.322	34.790	23.133*	33.237*	238.4
4	1'52.914 *	20.297	34.927	23.776	33.914*	241.0	7	<b>1'50.384</b>	20.166	34.008	23.086	33.124	243.2
5	<b>1'52.132</b>	20.299	34.691	23.430	33.712	241.6	8	<b>1'53.325</b>	20.023	34.015	23.630	35.657	242.1
6	1'51.905 *	20.154	34.574	23.595	33.582*	242.6	9	2'06.884 P	20.304	35.649	25.045	45.886	239.4
7	<b>1'51.810</b>	20.260	34.507	23.610	33.433	242.1	10	11'43.976 *	19.717	34.986	23.459	33.652*	172.8
8	2'05.250 P	20.27*	37.045	23.974*	43.959	240.5	11	1'50.251 *	20.208	33.941*	<b>23.076</b>	<b>33.026</b>	241.6
9	13'38.139	19.551	34.808	23.676	33.208	174.1	12	1'50.096 *	<b>19.959</b>	<b>33.756</b>	22.970*	33.411	<b>243.7</b>
10	<b>1'49.986</b>	20.082	33.890	23.077	32.937	241.6	13	2'06.601 P	20.131	34.167	25.977*	46.326	241.0
11	<b>1'50.273</b>	<b>19.917</b>	<b>33.761</b>	23.078	33.517	241.6							
12	<b>1'49.740</b>	19.997	33.861	<b>23.005</b>	32.877	239.4							
13	<b>1'49.618</b>	20.017	33.801	23.138	<b>32.662</b>	240.0							

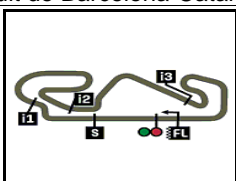
<b>25th</b>	<b>55</b>	<b>Noah DETTWILER</b> CIP Green Power SWI				
		Runs=2	Total laps=16	Full laps=13	Valid laps=8	
1	2'08.666	22.296	37.539	25.351	35.318	149.5
2	1'54.357 *	20.806	35.130	23.990*	34.431	241.0
3	<b>1'53.206</b>	20.583	34.699	23.734	34.190	<b>242.6</b>
4	<b>1'52.554</b>	20.533	34.535	23.617	33.869	237.3
5	<b>1'52.530</b>	20.479	34.575	23.514	33.962	236.3
6	1'51.936 *	20.613	34.418	23.322*	33.583	242.1
7	<b>1'50.766</b>	20.184	34.083	23.267	33.232	240.5
8	<b>1'51.311</b>	20.071	34.150	23.385	33.705	241.0
9	1'50.111 *	20.079	33.856	23.080	33.096*	240.5
10	<b>1'50.951</b>	20.118	34.172	23.267	33.394	240.5
11	2'00.916 P	20.295	34.307	23.372	42.942	237.8
12	8'26.924 *	20.131	34.389	23.249*	33.220	166.6
13	1'50.284 *	20.109	33.886	23.129*	33.160	239.4
14	<b>1'49.627</b>	20.123	<b>33.626</b>	<b>23.040</b>	<b>32.838</b>	240.0
15	1'49.899 *	<b>19.940</b>	33.836	23.109*	33.014*	241.0
16	<b>1'50.156</b>	20.077	33.905	23.132	33.042	238.4

<b>26th</b>	<b>5</b>	<b>Tatchakorn BUASRI</b> Honda Team Asia THA				
		Runs=2	Total laps=15	Full laps=12	Valid laps=4	
1	2'25.538	21.331	35.616	24.215	34.654	151.0
2	<b>1'52.475</b>	20.441	34.577	23.524	33.933	<b>245.4</b>
3	<b>1'50.188</b>	20.163	34.097	<b>23.032</b>	<b>32.896</b>	245.4
4	1'50.303 *	20.264	33.828	23.219	32.992*	240.0
5	1'50.404 *	20.038	33.883	23.122	33.361*	244.8
6	1'50.314 *	20.029	<b>33.791</b>	23.240	33.254*	241.6
7	1'52.041 *	20.424	34.951	23.296	33.370*	237.8
8	1'51.827 *	<b>19.910</b>	33.984	23.173	34.760*	243.7
9	2'10.883 P	20.48*	40.107	25.110	45.177	240.0
10	8'15.499 *	18.995	34.983	23.461*	33.625*	163.8
11	1'51.697 *	20.178	34.399	23.517*	33.603*	237.8
12	1'51.220 *	20.356	34.222	23.378	33.264*	237.8
13	<b>1'50.883</b>	20.052	34.003	23.300	33.528	240.0
14	<b>1'51.176</b>	20.231	34.193	23.356	33.396	238.4
15	1'51.139 *	20.219	34.224	23.325	33.371*	239.4

<b>27th</b>	<b>54</b>	<b>Riccardo ROSSI</b> CIP Green Power ITA				
		Runs=2	Total laps=13	Full laps=9	Valid laps=3	
1	2'25.013	22.647	36.965	24.416	35.855	154.9

**Fastest Lap:** Angel PIQUERAS Leopard Racing SPA **1'47.281** 19.487 33.091 22.463 32.240

These data/results cannot be reproduced, stored and/or transmitted in whole or in part by any manner of electronic, mechanical, photocopying, recording, broadcasting or otherwise now known or herein after developed without the previous express consent by the copyright owner, except for reproduction in daily press and regular printed publications on sale to the public within 60 days of the event related to those data/results and always provided that copyright symbol appears together as follows below.  
© DORNA, 2024



4657 m.

## MOTUL SOLIDARITY GRAND PRIX OF BARCELONA

## Free Practice

## Best Partial Times

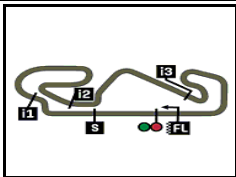
IT Ideal Lap Time, sum of the best partial times

BT Best Lap Time

T1		T2		T3		T4				IT	BT	
Pos	Rider	Time	Rider	Time	Rider	Time	Rider	Time	Pos	Rider	IT	BT
1A.	PIQUERAS	19.487	A.PIQUERAS	33.091	A.PIQUERAS	22.463	A.PIQUERAS	32.240	1	A.PIQUERAS	1'47.281	1'47.281 (1)
2D.	MUÑOZ	19.492	J.KELSO	33.243	D.HOLGADO	22.520	D.ALONSO	32.297	2	D.MUÑOZ	1'47.686	1'47.691 (2)
3D.	HOLGADO	19.525	D.ALMANSA	33.264	D.MUÑOZ	22.556	D.MUÑOZ	32.367	3	D.ALONSO	1'47.841	1'47.897 (3)
4J.	KELSO	19.589	D.MUÑOZ	33.271	X.ZURUTUZA	22.578	R.YAMANAKA	32.385	4	D.HOLGADO	1'47.946	1'48.182 (6)
5J.	ROULSTONE	19.591	J.RUEDA	33.290	D.ALONSO	22.623	S.OGDEN	32.389	5	J.KELSO	1'47.986	1'48.098 (4)
6D.	ALONSO	19.616	D.ALONSO	33.305	D.ALMANSA	22.662	J.ROULSTONE	32.397	6	J.RUEDA	1'48.103	1'48.235 (8)
7M.	URIARTE	19.638	S.OGDEN	33.327	J.KELSO	22.681	C.VEIJER	32.423	7	J.ROULSTONE	1'48.114	1'48.334 (10)
8J.	RUEDA	19.656	T.FURUSATO	33.351	J.RUEDA	22.696	J.RUEDA	32.461	8	S.OGDEN	1'48.120	1'48.155 (5)
9I.	ORTOLA	19.662	X.ZURUTUZA	33.363	C.VEIJER	22.704	T.SUZUKI	32.467	9	R.YAMANAKA	1'48.224	1'48.224 (7)
10A.	FERNANDEZ	19.672	C.VEIJER	33.365	S.OGDEN	22.706	J.KELSO	32.473	10	C.VEIJER	1'48.283	1'48.328 (9)
11N.	CARRARO	19.698	A.FERNANDEZ	33.366	T.SUZUKI	22.730	D.HOLGADO	32.510	11	D.ALMANSA	1'48.409	1'48.459 (11)
12S.	OGDEN	19.698	J.ROULSTONE	33.376	R.YAMANAKA	22.736	L.LUNETTA	32.558	12	A.FERNANDEZ	1'48.475	1'48.711 (15)
13M.	BERTELLE	19.699	D.HOLGADO	33.391	A.FERNANDEZ	22.739	T.FURUSATO	32.580	13	T.FURUSATO	1'48.501	1'48.545 (13)
14R.	YAMANAKA	19.709	R.YAMANAKA	33.394	M.BERTELLE	22.747	M.BERTELLE	32.638	14	M.BERTELLE	1'48.505	1'48.812 (17)
15X.	ZURUTUZA	19.718	M.BERTELLE	33.421	J.ROULSTONE	22.750	I.ORTOLA	32.659	15	X.ZURUTUZA	1'48.513	1'48.513 (12)
16D.	ALMANSA	19.725	M.URIARTE	33.429	T.FURUSATO	22.775	E.O'SHEA	32.662	16	M.URIARTE	1'48.568	1'48.747 (16)
17F.	FARIOLI	19.764	L.LUNETTA	33.529	S.NEPA	22.777	M.URIARTE	32.689	17	T.SUZUKI	1'48.577	1'48.604 (14)
18C.	VEIJER	19.791	F.FARIOLI	33.544	L.LUNETTA	22.804	A.FERNANDEZ	32.698	18	I.ORTOLA	1'48.718	1'49.061 (21)
19T.	SUZUKI	19.792	A.CARPE	33.557	I.ORTOLA	22.805	F.FARIOLI	32.745	19	L.LUNETTA	1'48.798	1'48.836 (18)
20T.	FURUSATO	19.795	T.SUZUKI	33.588	M.URIARTE	22.812	S.NEPA	32.754	20	F.FARIOLI	1'48.871	1'48.889 (19)
21A.	CARPE	19.806	I.ORTOLA	33.592	F.FARIOLI	22.818	D.ALMANSA	32.758	21	A.CARPE	1'48.995	1'49.048 (20)
22S.	NEPA	19.853	S.NEPA	33.612	N.CARRARO	22.845	N.CARRARO	32.759	22	S.NEPA	1'48.996	1'49.117 (22)
23L.	LUNETTA	19.907	N.DETTWILER	33.626	A.CARPE	22.845	A.CARPE	32.787	23	N.CARRARO	1'49.071	1'49.117 (23)
24T.	BUASRI	19.910	R.ROSSI	33.756	E.O'SHEA	23.005	N.DETTWILER	32.838	24	E.O'SHEA	1'49.345	1'49.618 (24)

These data/results cannot be reproduced, stored and/or transmitted in whole or in part by any manner of electronic, mechanical, photocopying, recording, broadcasting or otherwise now known or herein after developed without the previous express consent by the copyright owner, except for reproduction in daily press and regular printed publications on sale to the public within 60 days of the event related to those data/results and always provided that copyright symbol appears together as follows below.  
© DORNA, 2024





4657 m.

## MOTUL SOLIDARITY GRAND PRIX OF BARCELONA

## Free Practice

## Best Partial Times

*IT* Ideal Lap Time, sum of the best partial times*BT* Best Lap Time

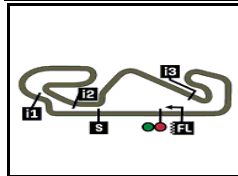
<i>T1</i>		<i>T2</i>		<i>T3</i>		<i>T4</i>				<i>IT</i>	<i>BT</i>	
<i>Pos</i>	<i>Rider</i>	<i>Time</i>	<i>Rider</i>	<i>Time</i>	<i>Rider</i>	<i>Time</i>	<i>Rider</i>	<i>Time</i>	<i>Pos</i>	<i>Rider</i>		
25	E.O'SHEA	19.917	E.O'SHEA	33.761	T.BUASRI	23.032	X.ZURUTUZA	32.854	25	<b>N.DETTWILER</b>	1'49.444	1'49.627 (25)
26	<b>N.DETTWILER</b>	<b>19.940</b>	<b>N.CARRARO</b>	<b>33.769</b>	<b>N.DETTWILER</b>	<b>23.040</b>	<b>T.BUASRI</b>	<b>32.896</b>	26	<b>T.BUASRI</b>	1'49.629	1'50.188 (26)
27	R.ROSSI	19.959	T.BUASRI	33.791	R.ROSSI	23.076	R.ROSSI	33.026	27	<b>R.ROSSI</b>	1'49.817	1'50.384 (27)

These data/results cannot be reproduced, stored and/or transmitted in whole or in part by any manner of electronic, mechanical, photocopying, recording, broadcasting or otherwise now known or herein after developed without the previous express consent by the copyright owner, except for reproduction in daily press and regular printed publications on sale to the public within 60 days of the event related to those data/results and always provided that copyright symbol appears together as follows below.

© DORNA, 2024

Official MotoGP Timing by **TISSOT**  
www.motogp.com





4657 m.

## MOTUL SOLIDARITY GRAND PRIX OF BARCELONA

## Free Practice

## Fastest Laps Sequence

<i>Practice Time</i>	 <i>Rider</i>	<i>Nation</i>	<i>Motorcycle</i>	<i>Time</i>	<i>Km/h</i>	<i>Rider's Lap</i>
4'01.637	10 Nicola CARRARO	ITA	KTM	1'53.277	148.0	2
4'03.052	99 Jose Antonio RUEDA	SPA	KTM	1'51.210	150.7	2
4'25.843	31 Adrian FERNANDEZ	SPA	HONDA	1'51.090	150.9	2
5'53.538	99 Jose Antonio RUEDA	SPA	KTM	1'50.486	151.7	3
6'01.309	22 David ALMANSA	SPA	HONDA	1'50.299	151.9	3
6'08.158	24 Tatsuki SUZUKI	JPN	HUSQVARNA	1'50.208	152.1	3
6'08.201	5 Tatchakorn BUASRI	THA	HONDA	1'50.188	152.1	3
6'15.282	31 Adrian FERNANDEZ	SPA	HONDA	1'49.439	153.1	3
8'04.355	31 Adrian FERNANDEZ	SPA	HONDA	1'49.073	153.7	4
9'53.417	31 Adrian FERNANDEZ	SPA	HONDA	1'49.062	153.7	5
11'35.188	96 Daniel HOLGADO	SPA	GASGAS	1'48.742	154.1	6
13'23.639	96 Daniel HOLGADO	SPA	GASGAS	1'48.451	154.5	7
29'42.724	66 Joel KELSO	AUS	KTM	1'48.098	155.0	12
31'02.988	36 Angel PIQUERAS	SPA	HONDA	1'47.931	155.3	13
31'10.349	64 David MUÑOZ	SPA	KTM	1'47.886	155.3	13
32'58.040	64 David MUÑOZ	SPA	KTM	1'47.691	155.6	14
34'40.682	36 Angel PIQUERAS	SPA	HONDA	1'47.281	156.2	15

These data/results cannot be reproduced, stored and/or transmitted in whole or in part by any manner of electronic, mechanical, photocopying, recording, broadcasting or otherwise now known or herein after developed without the previous express consent by the copyright owner, except for reproduction in daily press and regular printed publications on sale to the public within 60 days of the event related to those data/results and always provided that copyright symbol appears together as follows below.

© DORNA, 2024