


4657 m.

## MOTUL SOLIDARITY GRAND PRIX OF BARCELONA

## Practice Nr. 1

## Classification

6

	Rider	Nation	Team	Motorcycle	Time	Lap	Total	Gap	Top Speed
1	96 Daniel HOLTADO	SPA	Red Bull GASGAS Tech3	GASGAS	<b>1'46.568</b>	14	16		<b>247.7</b>
2	64 David MUÑOZ	SPA	BOE Motorsports	KTM	<b>1'46.649</b>	11	14	0.081 0.081	<b>248.8</b>
3	36 Angel PIQUERAS	SPA	Leopard Racing	HONDA	<b>1'46.742</b>	13	15	0.174 0.093	<b>248.8</b>
4	66 Joel KELSO	AUS	BOE Motorsports	KTM	<b>1'46.810</b>	12	15	0.242 0.068	<b>243.7</b>
5	95 Collin VEIJER	NED	Liqui Moly Husqvarna Intact GP	HUSQVARNA	<b>1'46.855</b>	15	16	0.287 0.045	<b>241.0</b>
6	31 Adrian FERNANDEZ	SPA	Leopard Racing	HONDA	<b>1'46.906</b>	13	16	0.338 0.051	<b>247.1</b>
7	99 Jose Antonio RUEDA	SPA	Red Bull KTM Ajo	KTM	<b>1'46.919</b>	13	16	0.351 0.013	<b>243.7</b>
8	19 Scott OGDEN	GBR	FleetSafe Honda - MLav Racing	HONDA	<b>1'46.956</b>	12	13	0.388 0.037	<b>244.8</b>
9	82 Stefano NEPA	ITA	LEVELUP - MTA	KTM	<b>1'46.994</b>	15	16	0.426 0.038	<b>247.7</b>
10	22 David ALMANSA	SPA	Kopron Rivacold Snipers Team	HONDA	<b>1'47.032</b>	12	14	0.464 0.038	<b>247.7</b>
11	6 Ryusei YAMANAKA	JPN	MT Helmets - MSI	KTM	<b>1'47.091</b>	14	17	0.523 0.059	<b>246.5</b>
12	18 Matteo BERTELLE	ITA	Kopron Rivacold Snipers Team	HONDA	<b>1'47.133</b>	13	15	0.565 0.042	<b>246.5</b>
13	48 Ivan ORTOLA	SPA	MT Helmets - MSI	KTM	<b>1'47.212</b>	13	16	0.644 0.079	<b>243.7</b>
14	80 David ALONSO	COL	CFMOTO Valresa Aspar Team	CFMOTO	<b>1'47.240</b>	16	17	0.672 0.028	<b>242.1</b>
15	12 Jacob ROULSTONE	AUS	Red Bull GASGAS Tech3	GASGAS	<b>1'47.288</b>	16	16	0.720 0.048	<b>244.3</b>
16	24 Tatsuki SUZUKI	JPN	Liqui Moly Husqvarna Intact GP	HUSQVARNA	<b>1'47.364</b>	13	13	0.796 0.076	<b>246.5</b>
17	10 Nicola CARRARO	ITA	LEVELUP - MTA	KTM	<b>1'47.371</b>	16	17	0.803 0.007	<b>248.8</b>
18	58 Luca LUNETTA	ITA	SIC58 Squadra Corse	HONDA	<b>1'47.398</b>	14	14	0.830 0.027	<b>250.0</b>
19	7 Filippo FARIOLI	ITA	SIC58 Squadra Corse	HONDA	<b>1'47.587</b>	15	16	1.019 0.189	<b>244.8</b>
20	54 Riccardo ROSSI	ITA	CIP Green Power	KTM	<b>1'47.703</b>	12	14	1.135 0.116	<b>247.1</b>
21	72 Taiyo FURUSATO	JPN	Honda Team Asia	HONDA	<b>1'47.815</b>	10	15	1.247 0.112	<b>241.0</b>
22	89 Marcos URIARTE	SPA	CFMOTO Valresa Aspar Team	CFMOTO	<b>1'47.897</b>	13	16	1.329 0.082	<b>247.1</b>
23	85 Xabi ZURUTUZA	SPA	Red Bull KTM Ajo	KTM	<b>1'48.401</b>	13	16	1.833 0.504	<b>244.3</b>
24	8 Eddie O'SHEA	GBR	FleetSafe Honda - MLav Racing	HONDA	<b>1'48.508</b>	7	16	1.940 0.107	<b>246.0</b>
25	55 Noah DETTWILER	SWI	CIP Green Power	KTM	<b>1'48.541</b>	12	15	1.973 0.033	<b>243.7</b>
26	83 Alvaro CARPE	SPA	Red Bull KTM Ajo	KTM	<b>1'48.570</b>	5	13	2.002 0.029	<b>247.1</b>
27	5 Tatchakorn BUASRI	THA	Honda Team Asia	HONDA	<b>1'49.122</b>	10	15	2.554 0.552	<b>243.7</b>

Practice condition: Dry

Air: 15°

Humidity: 67%

Ground: 18°

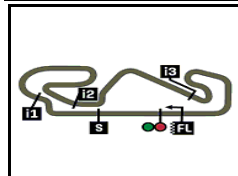
<b>Fastest Lap:</b>	Lap: 14	<b>Daniel HOLTADO</b>	<b>1'46.568</b>	157.3 Km/h
<b>Best Race Lap:</b>	2024	<b>Jose Antonio RUEDA</b>	<b>1'46.748</b>	157.0 Km/h
<b>All-Time Lap Record:</b>	2024	<b>David ALONSO</b>	<b>1'46.111</b>	157.9 Km/h

The results are provisional until the end of the limit for protest and appeals.

Time limit for protest expires 60' after publication of the results - ..... Time: .....

These data/results cannot be reproduced, stored and/or transmitted in whole or in part by any manner of electronic, mechanical, photocopying, recording, broadcasting or otherwise now known or herein after developed without the previous express consent by the copyright owner, except for reproduction in daily press and regular printed publications on sale to the public within 60 days of the event related to those data/results and always provided that copyright symbol appears together as follows below.

© DORNA, 2024



4657 m.

## MOTUL SOLIDARITY GRAND PRIX OF BARCELONA

## Practice Nr. 1

## Top Speed &amp; Average

8



Rider	Nation	Motorcycle	Top 5 speeds					Average	Top
58 Luca LUNETTA	ITA	HONDA	250.0	241.6	240.5	240.5	240.5	242.3	250.0
10 Nicola CARRARO	ITA	KTM	248.8	246.5	246.0	245.4	245.4	246.4	248.8
36 Angel PIQUERAS	SPA	HONDA	248.8	246.0	246.0	244.8	244.8	245.9	248.8
64 David MUÑOZ	SPA	KTM	248.8	247.7	247.7	246.5	245.4	246.9	248.8
22 David ALMANSA	SPA	HONDA	247.7	246.5	246.0	246.0	244.3	246.1	247.7
82 Stefano NEPA	ITA	KTM	247.7	246.0	246.0	245.4	244.8	245.8	247.7
96 Daniel HOLGADO	SPA	GASGAS	247.7	247.1	247.1	245.4	243.7	245.8	247.7
31 Adrian FERNANDEZ	SPA	HONDA	247.1	247.1	245.4	242.1	241.6	244.2	247.1
54 Riccardo ROSSI	ITA	KTM	247.1	244.3	242.1	241.6	241.6	243.3	247.1
83 Alvaro CARPE	SPA	KTM	247.1	246.5	246.0	246.0	245.4	245.9	247.1
89 Marcos URIARTE	SPA	CFMOTO	247.1	246.5	246.5	246.0	245.4	246.3	247.1
6 Ryusei YAMANAKA	JPN	KTM	246.5	246.5	244.8	244.3	243.2	244.8	246.5
18 Matteo BERTELLE	ITA	HONDA	246.5	246.0	245.4	245.4	245.4	245.7	246.5
24 Tatsuki SUZUKI	JPN	HUSQVARNA	246.5	244.3	244.3	243.7	243.7	244.4	246.5
8 Eddie O'SHEA	GBR	HONDA	246.0	245.4	244.3	244.3	243.7	244.6	246.0
7 Filippo FARIOLI	ITA	HONDA	244.8	244.8	244.3	242.6	242.6	243.6	244.8
19 Scott OGDEN	GBR	HONDA	244.8	244.3	242.1	242.1	241.0	242.9	244.8
12 Jacob ROULSTONE	AUS	GASGAS	244.3	243.2	243.2	242.1	242.1	243.0	244.3
85 Xabi ZURUTUZA	SPA	KTM	244.3	242.6	242.6	242.1	241.6	242.5	244.3
5 Tatchakorn BUASRI	THA	HONDA	243.7	243.7	240.5	240.0	238.9	241.0	243.7
48 Ivan ORTOLA	SPA	KTM	243.7	243.2	242.6	242.1	242.1	242.6	243.7
55 Noah DETTWILER	SWI	KTM	243.7	243.2	243.2	241.6	240.0	242.0	243.7
66 Joel KELSO	AUS	KTM	243.7	241.6	241.6	241.6	239.4	241.2	243.7
99 Jose Antonio RUEDA	SPA	KTM	243.7	241.6	241.6	241.6	241.6	242.0	243.7
80 David ALONSO	COL	CFMOTO	242.1	241.6	241.0	241.0	241.0	241.3	242.1
72 Taiyo FURUSATO	JPN	HONDA	241.0	241.0	240.5	239.4	236.8	239.7	241.0
95 Collin VEIJER	NED	HUSQVARNA	241.0	240.5	240.0	240.0	239.4	240.2	241.0

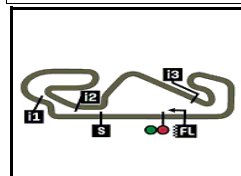
These data/results cannot be reproduced, stored and/or transmitted in whole or in part by any manner of electronic, mechanical, photocopying, recording, broadcasting or otherwise now known or herein after developed without the previous express consent by the copyright owner, except for reproduction in daily press and regular printed publications on sale to the public within 60 days of the event related to those data/results and always provided that copyright symbol appears together as follows below.

© DORNA, 2024

Official MotoGP Timing by TISSOT  
www.motogp.com



Barcelona, Friday, November 15, 2024



4657 m.

## MOTUL SOLIDARITY GRAND PRIX OF BARCELONA

## Practice Nr. 1

## Chronological Analysis of Performances

9

\* Lap / Sector time cancelled

T1 Time from finish line to 1st intermediate

T3 Time from 2nd intermed. to 3rd intermed.

P Crossing the finish line in pit lane

T2 Time from 1st intermed. to 2nd intermed.

T4 Time from 3rd intermediate to finish line

Lap	Lap Time	T1	T2	T3	T4	Speed	Lap	Lap Time	T1	T2	T3	T4	Speed	
<b>1st</b>	<b>96</b>	<b>Daniel HOLGADO</b>				Red Bull GASGAS Te SPA		9	1'48.872 *	19.819	33.668	22.747	32.638*	242.6
		Runs=2	Total laps=16	Full laps=13	Valid laps=7		10	2'00.421 P	19.752	33.473*	22.987	44.209	240.0	
1	2'13.428	20.053	34.924	23.171	33.155	175.6	11	10'40.837 *	19.523	34.410*	22.948	32.388	169.8	
2	1'49.468 *	19.834	33.801	22.923	32.910*	242.1	12	<b>1'46.966</b>	19.410	32.869	22.563	<b>32.124</b>	244.8	
3	1'51.225 *	19.64*	36.063	22.866*	32.654	243.7	13	<b>1'46.742</b>	<b>19.362</b>	<b>32.665</b>	22.502	32.213	246.0	
4	1'47.923 *	19.683	33.303	22.572	32.365*	245.4	14	<b>1'46.867</b>	19.404	32.844	<b>22.364</b>	32.255	242.6	
5	<b>1'48.021</b>	19.572	33.284	22.650	32.515	<b>247.7</b>	15	<b>1'48.694</b>	19.439	32.843	23.264	33.148	246.0	
6	<b>1'48.234</b>	19.677	33.340	22.718	32.499	243.7	<b>4th 66 Joel KELSO</b>						BOE Motorsports AUS	
7	1'48.198 *	19.616	33.334	22.548*	32.700*	242.1		Runs=2	Total laps=15	Full laps=12	Valid laps=10			
8	<b>1'48.535</b>	19.776	33.361	22.733	32.665	239.4	1	2'29.781	19.499	35.170	23.853	33.682	169.5	
9	1'55.391 *	21.40*	37.196	23.658	33.134	237.3	2	<b>1'50.067</b>	19.939	33.898	23.093	33.137	239.4	
10	1'48.560 *	19.768	33.505	22.705*	32.582	242.6	3	<b>1'51.308</b>	19.854	34.196	24.306	32.952	238.9	
11	1'57.203 P	19.809	33.297	22.598	41.499	240.5	4	<b>1'48.703</b>	19.848	33.432	22.813	32.610	238.9	
12	8'38.644	18.704	34.131	22.613	32.240	174.4	5	<b>1'48.736</b>	19.800	33.449	22.764	32.723	239.4	
13	<b>1'46.761</b>	<b>19.369</b>	32.819	22.433	32.140	247.1	6	<b>1'48.532</b>	19.822	33.373	22.738	32.599	238.9	
14	<b>1'46.568</b>	19.610	<b>32.686</b>	<b>22.268</b>	<b>32.004</b>	243.2	7	<b>1'48.737</b>	19.780	33.378	22.896	32.683	238.4	
15	<b>1'47.366</b>	19.411	33.077	22.595	32.283	247.1	8	<b>1'48.526</b>	19.790	33.245	22.796	32.695	237.8	
16	<b>1'47.156</b>	19.626	32.900	22.470	32.160	238.9	9	<b>1'55.444</b>	19.942	36.759	24.219	34.524	237.8	
<b>2nd 64 David MUÑOZ</b>							BOE Motorsports SPA	10	2'01.172 P	20.038	34.088	23.594*	43.452	235.8
		Runs=2	Total laps=14	Full laps=11	Valid laps=6		11	10'08.911 *	20.147	34.046	23.215*	32.224	168.7	
1	2'16.107	19.137	34.406	22.953	33.125	179.4	12	<b>1'46.810</b>	<b>19.444</b>	<b>32.764</b>	<b>22.485</b>	<b>32.117</b>	241.6	
2	<b>1'49.121</b>	19.808	33.644	22.814	32.855	241.6	13	<b>1'47.761</b>	19.595	33.004	22.698	32.464	241.6	
3	1'48.557 *	19.647	33.458	22.757*	32.695	245.4	14	1'47.615 *	19.548	33.056	22.602	32.409*	241.6	
4	<b>1'48.480</b>	19.712	33.662	22.634	32.472	242.1	15	1'48.073 *	19.630	33.340	22.714	32.389*	<b>243.7</b>	
5	<b>1'48.229</b>	19.568	33.360	22.804	32.497	246.5	<b>5th 95 Collin VEIJER</b>						Liqui Moly Husqvarna NED	
6	1'48.034 *	19.592	33.255	22.594	32.593*	243.2		Runs=2	Total laps=16	Full laps=13	Valid laps=12			
7	1'48.452 *	19.62*	33.601	22.593	32.637	<b>248.8</b>	1	2'58.563	20.232	35.474	23.464	33.201	169.5	
8	<b>1'48.072</b>	19.717	33.349	22.492	32.514	241.0	2	<b>1'48.817</b>	20.013	33.546	22.769	32.489	240.0	
9	2'04.148 P	20.71*	38.709	23.569*	41.156	233.7	3	<b>1'48.226</b>	19.891	33.316	22.719	32.300	238.9	
10	12'17.823	19.735	33.764	23.020	32.474	167.1	4	<b>1'47.727</b>	19.712	33.232	22.516	32.267	239.4	
11	<b>1'46.649</b>	<b>19.329</b>	<b>32.830</b>	22.391	<b>32.099</b>	247.7	5	<b>1'47.926</b>	19.760	33.238	22.572	32.356	240.5	
12	<b>1'46.721</b>	19.338	32.849	<b>22.370</b>	32.164	245.4	6	<b>1'47.381</b>	19.770	33.053	22.437	32.121	240.0	
13	1'46.901 *	19.488	32.931	22.450	32.032*	242.6	7	<b>1'47.509</b>	19.760	32.996	22.497	32.256	237.8	
14	1'47.656 *	19.469	32.950	22.495	32.742*	247.7	8	1'47.444 *	19.761	32.982	22.496	32.205*	237.8	
<b>3rd 36 Angel PIQUERAS</b>							Leopard Racing SPA	9	<b>1'47.406</b>	19.749	33.032	22.467	32.158	237.8
		Runs=2	Total laps=15	Full laps=12	Valid laps=11		10	1'59.130 P	19.58*	34.404	23.323	41.816	237.8	
1	2'08.843	21.615	35.693	23.128	33.294	153.6	11	7'54.339	20.172	34.861	23.441	33.176	166.1	
2	<b>1'48.040</b>	19.711	33.283	22.609	32.437	244.3	12	<b>1'47.338</b>	19.900	32.948	22.371	32.119	237.3	
3	<b>1'48.202</b>	19.617	33.496	22.593	32.496	<b>248.8</b>	13	<b>1'47.131</b>	19.849	32.899	<b>22.350</b>	32.033	238.9	
4	<b>1'49.268</b>	19.666	33.347	22.931	33.324	243.2	14	<b>1'46.968</b>	19.664	32.924	22.374	<b>32.006</b>	238.9	
5	<b>1'48.229</b>	19.683	33.541	22.530	32.475	244.8	15	<b>1'46.855</b>	<b>19.583</b>	32.836	22.384	32.052	<b>241.0</b>	
6	<b>1'47.629</b>	19.502	33.163	22.621	32.343	244.8	16	<b>1'46.959</b>	19.709	<b>32.768</b>	22.398	32.084	238.9	
7	<b>1'48.389</b>	19.617	33.325	22.631	32.816	240.5	<b>Fastest Lap:</b> Daniel HOLGADO						Red Bull GASGAS Te SPA	
8	<b>1'47.854</b>	19.630	33.213	22.562	32.449	241.6				<b>1'46.568</b>	19.610	32.686	22.268	32.004

These data/results cannot be reproduced, stored and/or transmitted in whole or in part by any manner of electronic, mechanical, photocopying, recording, broadcasting or otherwise now known or herein after developed without the previous express consent by the copyright owner, except for reproduction in daily press and regular printed publications on sale to the public within 60 days of the event related to those data/results and always provided that copyright symbol appears together as follows below.  
© DORNA, 2024

## Practice Nr. 1

## Moto3

Lap	Lap Time	T1	T2	T3	T4	Speed	Lap	Lap Time	T1	T2	T3	T4	Speed	
<b>6th</b>	<b>31</b>	<b>Adrian FERNANDEZ</b> Leopard Racing SPA					1	2'14.274	27.179	35.427	22.992	33.697	97.6	
		Runs=3	Total laps=16	Full laps=11	Valid laps=4		2	1'49.744 *	19.64*	34.171	22.771	33.154	244.8	
1	2'17.348	19.917	34.111	22.890	32.454	168.4	3	<b>1'48.368</b>	19.664	33.351	22.899	32.454	245.4	
2	<b>1'47.857</b>	19.489	33.155	22.763	32.450	247.1	4	<b>1'48.143</b>	19.604	33.407	22.630	32.502	243.7	
3	1'48.059 *	19.527	33.403	22.776*	32.353	245.4	5	1'50.942 *	19.809	33.350	22.743	35.040*	240.5	
4	1'47.901 *	19.548	33.060	22.862	32.431*	247.1	6	<b>1'48.621</b>	19.851	33.429	22.708	32.633	246.0	
5	<b>1'47.999</b>	19.707	33.165	22.586	32.541	241.0	7	<b>1'48.033</b>	19.732	33.312	22.608	32.381	241.6	
6	1'48.134 *	19.765	33.280	22.626	32.463*	238.9	8	<b>1'47.820</b>	19.681	33.200	22.549	32.390	241.6	
7	2'00.135 P	19.835	33.484	24.286	42.530	238.9	9	1'55.814 *	20.68*	37.771	24.082	33.280	244.8	
8	3'29.683 *	22.424	33.887	23.264	32.932*	135.6	10	<b>1'48.468</b>	19.751	33.334	22.643	32.740	243.2	
9	1'48.676 *	19.833	33.434	22.766*	32.643	237.3	11	1'57.605 P	19.725	33.345	22.743	41.792	244.3	
10	1'48.740 *	19.885	33.499	22.709	32.647*	236.8	12	8'40.538 *	21.133	33.778	22.683*	32.481	164.8	
11	2'01.939 P	19.949	33.569	23.165	45.256	236.8	13	<b>1'47.213</b>	19.615	33.007	22.474	32.117	243.7	
12	6'56.712	19.477	33.610	22.658	32.241	166.4	14	<b>1'47.135</b>	19.521	33.004	22.456	32.154	244.3	
13	<b>1'46.906</b>	19.517	32.873	22.378	32.138	241.6	15	<b>1'46.994</b>	19.357	33.050	22.457	32.130	247.7	
14	<b>1'47.243</b>	19.596	32.928	22.451	32.268	241.6	16	1'51.263 *	20.28*	35.909	22.637*	32.437	246.0	
15	1'47.227 *	19.639	32.901	22.479	32.208*	242.1								
16	1'47.663 *	19.633	33.207	22.598*	32.225*	241.0								
<b>7th</b>	<b>99</b>	<b>Jose Antonio RUED</b> Red Bull KTM Ajo SPA					1	2'09.246	21.341	34.796	23.234	33.092	166.9	
		Runs=2	Total laps=16	Full laps=13	Valid laps=10		2	<b>1'48.508</b>	19.705	33.404	22.711	32.688	246.0	
1	1'57.653	18.951	34.554	23.059	32.875	176.4	3	1'49.139 *	19.746	33.637	22.895*	32.861	243.7	
2	1'48.918 *	19.907	33.569	22.774	32.668*	241.6	4	<b>1'49.264</b>	19.874	33.694	22.816	32.880	241.0	
3	<b>1'48.585</b>	19.889	33.407	22.758	32.531	240.5	5	1'59.547 P	19.784	34.544	23.070	42.149	241.0	
4	<b>1'48.171</b>	19.739	33.264	22.695	32.473	241.6	6	8'38.979 *	20.842	36.968*	22.983	33.263	168.4	
5	<b>1'48.035</b>	19.744	33.240	22.577	32.474	240.5	7	<b>1'49.307</b>	19.895	33.634	22.864	32.914	238.9	
6	<b>1'48.056</b>	19.768	33.173	22.615	32.500	241.0	8	<b>1'49.860</b>	20.035	33.681	22.987	33.157	237.8	
7	1'49.125 *	19.90*	34.068	22.703	32.452	240.0	9	1'59.051 P	20.006	33.816	23.127	42.102	235.8	
8	<b>1'47.835</b>	19.681	33.149	22.611	32.394	241.6	10	5'23.983	19.892	34.232	23.040	32.455	171.4	
9	<b>1'47.876</b>	19.743	33.165	22.676	32.292	241.6	11	<b>1'47.229</b>	19.649	32.859	22.404	32.317	244.3	
10	1'48.347 *	19.770	33.341	22.576*	32.660	243.7	12	<b>1'47.032</b>	19.435	32.991	22.492	32.114	246.0	
11	1'57.630 P	19.853	33.367	22.735	41.675	236.8	13	<b>1'49.563</b>	19.502	33.095	22.509	34.457	246.5	
12	8'56.682 *	17.744	33.475	22.558	32.235*	181.8	14	<b>1'47.327</b>	19.581	33.060	22.532	32.154	247.7	
13	<b>1'46.919</b>	19.648	32.819	22.352	32.100	241.0								
14	<b>1'47.018</b>	19.681	32.868	22.387	32.082	241.6								
15	<b>1'46.983</b>	19.550	32.875	22.451	32.107	240.0								
16	<b>1'46.990</b>	19.610	32.881	22.349	32.150	239.4								
<b>8th</b>	<b>19</b>	<b>Scott OGDEN</b> FleetSafe Honda - ML GBR					1	1'59.815	19.083	33.808	23.034	32.509	177.3	
		Runs=2	Total laps=13	Full laps=9	Valid laps=7		2	1'49.213 *	19.746	33.630	23.000	32.837*	246.5	
1	2'00.254	19.590	34.334	23.265	32.925	173.9	3	<b>1'47.819</b>	19.626	33.138	22.638	32.417	244.3	
2	<b>1'49.630</b>	19.900	33.679	22.972	33.079	244.8	4	<b>1'47.589</b>	19.564	33.201	22.534	32.290	243.2	
3	1'49.407 *	19.795	33.614	22.868	33.130*	244.3	5	<b>1'47.415</b>	19.622	33.112	22.440	32.241	242.6	
4	<b>1'50.212</b>	19.809	34.126	23.403	32.874	242.1	6	<b>1'47.813</b>	19.677	33.182	22.468	32.486	243.2	
5	<b>1'48.659</b>	19.830	33.496	22.790	32.543	238.9	7	<b>1'48.205</b>	19.879	33.271	22.617	32.438	246.5	
6	1'53.566 *	20.127	34.077	23.073	36.289*	238.9	8	1'48.036 *	19.649	33.324	22.744*	32.319	239.4	
7	<b>1'49.026</b>	19.935	33.521	22.706	32.864	239.4	9	<b>1'48.175</b>	19.801	33.223	22.729	32.422	238.4	
8	<b>1'55.702</b>	19.886	33.829	23.061	38.926	236.3	10	1'49.051 *	19.700	33.292*	22.679*	33.380	240.0	
9	2'01.044 P	19.883	34.134	23.108	43.919	242.1	11	<b>1'48.269</b>	19.600	33.235	22.780	32.654	242.1	
10	12'15.687	20.867	35.287	22.792	32.387	152.5	12	1'59.110 P	19.780	33.318	22.653	43.359	238.4	
11	<b>1'47.172</b>	19.607	32.867	22.492	32.206	240.5	13	6'57.284 *	19.036	33.399	22.585*	32.409	170.3	
12	<b>1'46.956</b>	19.480	32.805	22.499	32.172	241.0	14	<b>1'47.091</b>	19.497	32.815	22.385	32.394	242.1	
13	2'07.187 P	19.787	33.346	23.049	51.005	237.3	15	1'46.930 *	19.414	32.817	22.529	32.170*	244.8	
							16	<b>1'48.498</b>	19.479	33.814	22.670	32.535	241.6	
							17	<b>1'47.677</b>	19.698	33.055	22.541	32.383	239.4	
<b>9th</b>	<b>82</b>	<b>Stefano NEPA</b> LEVELUP - MTA ITA												
		Runs=2	Total laps=16	Full laps=13	Valid laps=9									

**Fastest Lap:** Daniel HOLTADO Red Bull GASGAS Te SPA **1'46.568** 19.610 32.686 22.268 32.004

These data/results cannot be reproduced, stored and/or transmitted in whole or in part by any manner of electronic, mechanical, photocopying, recording, broadcasting or otherwise now known or herein after developed without the previous express consent by the copyright owner, except for reproduction in daily press and regular printed publications on sale to the public within 60 days of the event related to those data/results and always provided that copyright symbol appears together as follows below.  
© DORNA, 2024



## Practice Nr. 1

## Moto3

Lap	Lap Time	T1	T2	T3	T4	Speed	Lap	Lap Time	T1	T2	T3	T4	Speed		
<b>12th</b>	<b>18</b>	<b>Matteo BERTELLE</b> Kopron Rivacold Snip ITA						<b>15th</b>	<b>12</b>	<b>Jacob ROULSTONE</b> Red Bull GASGAS Te AUS					
	Runs=2	Total laps=15			Full laps=12		Valid laps=8		Runs=2	Total laps=16			Full laps=13		Valid laps=8
1	2'09.646	20.811	34.984	23.364	32.915	171.7	1	2'16.985	18.900	34.552	23.319	33.203	178.2		
2	1'48.937 *	19.718	33.440	22.911*	32.868	246.0	2	<b>1'49.228</b>	19.824	33.662	22.919	32.823	241.6		
3	1'49.485 *	19.837	33.780	22.908*	32.960	242.1	3	1'48.909 *	19.811	33.507	22.902*	32.689	243.2		
4	1'53.918 *	20.069	35.743	23.897	34.209*	238.9	4	1'48.931 *	19.745	33.501	22.897*	32.788	241.6		
5	1'49.149 *	19.760	33.684	22.871*	32.834	245.4	5	<b>1'48.711</b>	19.682	33.548	22.830	32.651	240.5		
6	<b>1'49.055</b>	19.764	33.638	22.803	32.850	240.0	6	<b>1'48.558</b>	19.746	33.536	22.777	32.499	240.5		
7	<b>1'48.647</b>	19.884	33.403	22.782	32.578	241.6	7	<b>1'48.197</b>	19.675	33.397	22.658	32.467	240.5		
8	<b>1'50.198</b>	20.146	34.101	23.021	32.930	237.3	8	<b>1'48.851</b>	19.835	33.327	22.753	32.936	242.1		
9	<b>1'51.588</b>	19.765	34.120	24.518	33.185	242.1	9	1'53.837 *	20.113	33.613	23.379*	36.732	238.4		
10	1'57.707 P	19.690	33.650	22.891*	41.476	241.6	10	<b>1'48.957</b>	19.740	33.553	22.791	32.873	242.1		
11	10'27.728	19.803	34.175	22.814	32.419	170.0	11	2'00.503 P	19.844	33.644	23.004*	44.011	239.4		
12	<b>1'48.204</b>	19.587	33.922	22.576	32.119	242.1	12	8'27.180 *	17.853	33.498	22.732*	32.428*	179.7		
13	<b>1'47.133</b>	19.515	32.904	22.472	32.242	245.4	13	<b>1'47.600</b>	19.614	33.071	22.583	32.332	241.6		
14	<b>1'49.454</b>	19.461	33.135	22.616	34.242	245.4	14	1'51.975 *	19.863	33.329	24.784*	33.999*	237.3		
15	<b>1'47.971</b>	19.579	33.323	22.605	32.464	246.5	15	1'48.015 *	19.661	33.132	22.758	32.464*	243.2		
							16	<b>1'47.288</b>	19.458	33.014	22.575	32.241	244.3		
<b>13th</b>	<b>48</b>	<b>Ivan ORTOLA</b> MT Helmets - MSI SPA						<b>16th</b>	<b>24</b>	<b>Tatsuki SUZUKI</b> Liqui Moly Husqvarna JPN					
	Runs=2	Total laps=16			Full laps=13		Valid laps=9		Runs=3	Total laps=13			Full laps=8		Valid laps=3
1	2'07.694	21.544	34.544	23.257	32.798	156.2	1	2'17.813	19.110	35.081	23.720	35.738	181.2		
2	<b>1'48.536</b>	19.693	33.510	22.721	32.612	242.1	2	1'50.456 *	19.831	33.732	23.721*	33.172*	246.5		
3	<b>1'48.350</b>	19.636	33.425	22.679	32.610	241.6	3	1'49.182 *	19.824	33.925	22.717*	32.716	244.3		
4	1'48.623 *	19.736	33.458	22.855	32.574*	242.6	4	1'48.749 *	19.47*	33.704	22.825*	32.742	243.7		
5	<b>1'48.831</b>	19.650	33.339	22.742	33.100	242.1	5	1'48.460 *	19.582	33.639	22.728	32.511*	243.7		
6	<b>1'47.985</b>	19.501	33.276	22.732	32.476	243.7	6	1'48.390 *	19.668	33.551*	22.655	32.516	244.3		
7	<b>1'47.949</b>	19.569	33.321	22.652	32.407	240.0	7	<b>1'48.140</b>	19.583	33.415	22.626	32.516	243.7		
8	<b>1'48.356</b>	19.601	33.304	22.616	32.835	240.0	8	2'03.795 P	20.13*	35.724	23.898	44.035	242.6		
9	1'48.340 *	19.557	33.256	22.840	32.687*	241.0	9	5'17.753	24.508	34.359	23.056	33.019	161.1		
10	1'50.862 *	19.682	34.679	22.815	33.686*	238.4	10	6'10.911 P	4'26.181	37.854	25.179	41.697	239.4		
11	1'58.416 P	20.075	33.743	23.061	41.537	237.8	11	4'49.103 *	23.359	34.953	22.742*	32.432	131.8		
12	8'48.809 *	18.443	33.909	22.834	32.396*	174.1	12	<b>1'47.625</b>	19.667	33.259	22.572	32.127	242.6		
13	<b>1'47.212</b>	19.617	32.951	22.424	32.220	241.6	13	<b>1'47.364</b>	19.573	33.130	22.502	32.159	242.1		
14	<b>1'47.217</b>	19.460	32.892	22.542	32.323	242.1									
15	<b>1'58.329</b>	19.594	32.988	22.503	43.244	240.5	<b>17th</b>	<b>10</b>	<b>Nicola CARRARO</b> LEVELUP - MTA ITA						
16	1'48.100 *	19.532	33.312	22.679	32.577*	243.2		Runs=2	Total laps=17			Full laps=14		Valid laps=7	
<b>14th</b>	<b>80</b>	<b>David ALONSO</b> CFMOTO Valresa Asp COL						1	1'59.532	20.774	34.329	22.959	33.384	168.2	
	Runs=2	Total laps=17			Full laps=14		Valid laps=8	2	1'49.238 *	19.870	33.684	22.890	32.794*	243.2	
1	1'54.459	21.274	35.115	23.376	33.199	160.7	3	<b>1'48.729</b>	19.754	33.623	22.749	32.603	241.6		
2	1'48.948 *	19.935	33.673	22.766*	32.574	241.0	4	1'52.596 *	19.560	33.700	22.881	36.455*	244.8		
3	<b>1'48.832</b>	19.777	33.454	22.819	32.782	241.0	5	<b>1'48.105</b>	19.584	33.534	22.618	32.369	245.4		
4	1'48.372 *	19.724	33.300	22.766*	32.582	240.5	6	1'52.847 *	19.668	33.543	22.995*	36.641*	240.0		
5	<b>1'48.142</b>	19.687	33.367	22.638	32.450	240.5	7	<b>1'50.526</b>	19.713	33.638	23.043	34.132	246.0		
6	<b>1'48.063</b>	19.637	33.352	22.596	32.478	240.5	8	1'51.565 *	19.662	33.583	22.684*	35.636*	243.2		
7	<b>1'48.154</b>	19.676	33.331	22.589	32.558	240.0	9	1'54.303 *	20.34*	37.613	23.255	33.087	242.1		
8	1'53.068 *	19.67*	37.737	22.880	32.772*	238.9	10	1'48.721 *	19.740	33.658	22.702*	32.621	242.1		
9	1'49.197 *	20.087	33.498	22.751	32.861*	240.5	11	<b>1'48.571</b>	19.652	33.578	22.640	32.701	244.3		
10	<b>1'49.279</b>	20.051	33.646	22.747	32.835	240.0	12	2'01.545 P	19.914	33.619	23.081	44.931	241.0		
11	<b>1'48.518</b>	19.765	33.450	22.619	32.684	242.1	13	6'51.336 *	21.474	34.216	22.846	32.500*	163.3		
12	1'50.027 *	19.985	33.801	23.285*	32.956	241.0	14	1'46.965 *	19.12*	33.372	22.376	32.091	245.4		
13	<b>1'48.824</b>	19.775	33.534	22.696	32.819	240.5	15	<b>1'47.513</b>	19.510	33.028	22.724	32.251	248.8		
14	1'56.657 P	19.795	33.411	22.733*	40.718	239.4	16	<b>1'47.371</b>	19.453	33.218	22.550	32.150	246.5		
15	5'51.943 *	23.708	34.001	22.658*	32.529*	144.9	17	<b>1'49.933</b>	19.525	33.710	22.759	33.939	243.7		
16	<b>1'47.240</b>	19.610	33.012	22.455	32.163	241.6									
17	1'47.405 *	19.588	33.028	22.489*	32.300	240.0									

**Fastest Lap:** Daniel HOLTADO Red Bull GASGAS Te SPA **1'46.568** 19.610 32.686 22.268 32.004

These data/results cannot be reproduced, stored and/or transmitted in whole or in part by any manner of electronic, mechanical, photocopying, recording, broadcasting or otherwise now known or herein after developed without the previous express consent by the copyright owner, except for reproduction in daily press and regular printed publications on sale to the public within 60 days of the event related to those data/results and always provided that copyright symbol appears together as follows below.  
© DORNA, 2024

## Practice Nr. 1

## Moto3

Lap	Lap Time	T1	T2	T3	T4	Speed	Lap	Lap Time	T1	T2	T3	T4	Speed	
<b>18th</b>	<b>58</b>	<b>Luca LUNETTA</b> SIC58 Squadra Corse ITA						2	1'49.433 *	20.148	33.635	22.872*	32.778	239.4
		Runs=2	Total laps=14	Full laps=11	Valid laps=11		3	<b>1'49.261</b>	19.912	33.748	22.870	32.731	240.5	
1	2'32.175	21.063	35.111	23.424	33.642	169.0	4	<b>1'48.683</b>	19.810	33.262	22.946	32.665	241.0	
2	<b>1'49.219</b>	20.036	33.658	22.917	32.608	240.5	5	<b>1'52.775</b>	19.721	33.427	22.834	36.793	241.0	
3	<b>1'48.761</b>	19.870	33.403	22.843	32.645	240.5	6	1'52.057 *	21.222	34.442	23.242*	33.151*	229.7	
4	<b>1'48.693</b>	19.921	33.429	22.740	32.603	237.8	7	1'49.532 *	20.068	33.759	22.882	32.823*	236.8	
5	<b>1'48.469</b>	19.828	33.370	22.707	32.564	238.4	8	1'59.775 P	20.155	33.577	22.938	43.105	235.8	
6	<b>1'48.631</b>	19.930	33.447	22.724	32.530	237.3	9	9'53.091 *	19.599	33.490	22.612	32.515*	167.7	
7	<b>1'48.667</b>	19.865	33.467	22.816	32.519	237.3	10	<b>1'47.815</b>	19.954	33.057	22.545	32.259	235.2	
8	<b>1'50.719</b>	19.909	33.637	24.029	33.144	238.4	11	1'47.889 *	19.809	33.098	22.588*	32.394	235.2	
9	2'01.698 P	20.27*	35.109	23.645	42.674	240.5	12	1'48.299 *	19.875	33.130	22.719*	32.575	235.2	
10	12'03.715	24.033	34.765	24.004	32.676	120.5	13	<b>1'48.332</b>	19.922	33.165	22.736	32.509	234.7	
11	<b>1'47.830</b>	19.942	33.063	22.495	32.330	240.5	14	<b>1'48.171</b>	19.863	33.136	22.791	32.381	235.8	
12	<b>1'47.415</b>	19.747	33.076	22.510	32.082	240.0	15	<b>1'48.301</b>	19.887	33.190	22.687	32.537	234.2	
13	<b>1'49.886</b>	19.581	33.110	22.561	34.634	241.6								
14	<b>1'47.398</b>	19.522	33.107	22.628	32.141	250.0								
<b>19th</b>	<b>7</b>	<b>Filippo FARIOLI</b> SIC58 Squadra Corse ITA						1	1'59.198	19.202	34.379	23.180	33.320	176.1
		Runs=2	Total laps=16	Full laps=13	Valid laps=10		2	1'49.963 *	19.735	33.954	23.118*	33.156*	244.3	
1	2'13.544	20.810	34.823	23.280	33.094	171.4	3	<b>1'49.752</b>	19.820	33.855	23.019	33.058	246.5	
2	<b>1'49.486</b>	19.882	33.777	22.888	32.939	242.6	4	1'49.464 *	19.758	33.867	22.960*	32.879	243.2	
3	<b>1'49.872</b>	19.862	33.846	23.351	32.813	244.8	5	<b>1'49.290</b>	19.827	33.757	22.900	32.806	241.6	
4	<b>1'48.792</b>	19.795	33.474	22.863	32.660	240.5	6	1'49.331 *	19.856	33.679	22.890*	32.906	240.5	
5	<b>1'48.430</b>	19.786	33.319	22.910	32.415	242.6	7	1'49.610 *	19.924	33.672	22.976*	33.038	239.4	
6	<b>1'48.255</b>	19.723	33.366	22.684	32.482	242.6	8	<b>1'49.602</b>	19.881	33.716	22.962	33.043	238.9	
7	<b>1'48.196</b>	19.716	33.275	22.699	32.506	244.8	9	1'49.820 *	19.970	33.855	22.996	32.999*	238.9	
8	1'48.666 *	19.795	33.425	22.721	32.725*	241.0	10	<b>1'49.632</b>	19.801	33.709	22.813	33.309	242.1	
9	1'55.747 *	20.12*	38.397	24.030	33.197	242.1	11	1'58.784 P	19.837	33.782	22.931*	42.234	242.1	
10	<b>1'48.831</b>	19.894	33.491	22.781	32.665	238.4	12	8'44.864 *	18.337	34.110	22.801*	32.495	177.3	
11	1'57.620 P	19.878	33.419	22.800	41.523	236.8	13	<b>1'47.897</b>	19.604	33.287	22.581	32.425	247.1	
12	8'38.178 *	21.174	34.479	22.779	32.695*	159.5	14	1'50.521 *	19.678	33.104	24.175	33.564*	246.0	
13	<b>1'48.457</b>	19.925	33.248	22.899	32.385	238.9	15	1'49.379 *	19.758	34.037	22.859*	32.725*	245.4	
14	1'48.452 *	19.908	33.345	22.610*	32.589	244.3	16	1'48.483 *	19.607	33.399	22.691	32.786*	246.5	
15	<b>1'47.587</b>	19.723	33.094	22.551	32.219	241.0								
16	<b>1'47.790</b>	19.644	33.235	22.566	32.345	240.5								
<b>20th</b>	<b>54</b>	<b>Riccardo ROSSI</b> CIP Green Power ITA						1	1'59.194	18.641	34.632	23.362	33.682	182.4
		Runs=2	Total laps=14	Full laps=11	Valid laps=5		2	<b>1'50.624</b>	20.049	34.195	23.083	33.297	241.6	
1	2'09.441	20.933	35.121	23.257	33.101	160.7	3	1'50.628 *	19.67*	34.457	23.041	33.457*	242.6	
2	<b>1'49.187</b>	19.736	33.515	22.917	33.019	247.1	4	<b>1'51.047</b>	19.968	34.489	23.192	33.398	240.5	
3	1'59.591 *	20.41*	39.020	25.137*	35.017	240.5	5	<b>1'50.450</b>	19.910	34.086	23.090	33.364	241.0	
4	1'50.527 *	20.152	34.100	23.337	32.938*	239.4	6	<b>1'49.773</b>	19.876	33.924	22.889	33.084	240.0	
5	<b>1'49.519</b>	19.815	33.713	22.953	33.038	241.6	7	1'50.414 *	19.79*	34.216	22.952	33.453	239.4	
6	1'50.094 *	20.043	33.899	22.995*	33.157*	236.8	8	<b>1'50.048</b>	19.856	33.918	22.864	33.410	242.1	
7	1'54.906 *	20.61*	36.932*	24.182	33.182	234.7	9	1'55.941 *	20.56*	37.955	23.594	33.826*	236.8	
8	1'49.645 *	20.055	33.686	22.921	32.983*	237.3	10	1'50.403 *	19.984	33.997	23.044	33.378*	239.4	
9	2'06.293 P	20.21*	36.958	24.611	44.508	233.2	11	1'58.811 P	20.222	33.995	22.899	41.695	237.3	
10	11'55.458 *	21.977	34.808	23.037	32.811*	138.9	12	8'31.022	17.466	33.638	22.828	32.927	184.9	
11	<b>1'47.915</b>	19.774	33.213	22.585	32.343	241.6	13	<b>1'48.401</b>	19.736	33.490	22.628	32.547	241.0	
12	<b>1'47.703</b>	19.612	33.051	22.652	32.388	242.1	14	1'51.071 *	19.712	33.507	24.595*	33.257	244.3	
13	<b>1'55.411</b>	19.963	33.068	22.771	39.609	239.4	15	<b>1'48.486</b>	19.591	33.402	22.686	32.807	242.6	
14	1'48.014 *	19.581	33.379	22.630	32.424*	244.3	16	<b>1'48.579</b>	19.758	33.291	22.592	32.938	241.6	
<b>21st</b>	<b>72</b>	<b>Taiyo FURUSATO</b> Honda Team Asia JPN						1	2'10.749	19.792	34.623	23.245	33.467	174.4
		Runs=2	Total laps=15	Full laps=12	Valid laps=7									
1	2'20.937	19.569	34.251	23.312	33.207	177.0								
<b>24th</b>	<b>8</b>	<b>Eddie O'SHEA</b> FleetSafe Honda - ML GBR												
		Runs=2	Total laps=16	Full laps=13	Valid laps=6									
1	2'10.749	19.792	34.623	23.245	33.467	174.4								

**Fastest Lap:** Daniel HOLGADO Red Bull GASGAS Te SPA **1'46.568** 19.610 32.686 22.268 32.004

These data/results cannot be reproduced, stored and/or transmitted in whole or in part by any manner of electronic, mechanical, photocopying, recording, broadcasting or otherwise now known or herein after developed without the previous express consent by the copyright owner, except for reproduction in daily press and regular printed publications on sale to the public within 60 days of the event related to those data/results and always provided that copyright symbol appears together as follows below.  
© DORNA, 2024

## Practice Nr. 1

Moto3

Lap	Lap Time	T1	T2	T3	T4	Speed	Lap	Lap Time	T1	T2	T3	T4	Speed
2	<b>1'50.985</b>	20.057	33.950	23.599	33.379	242.1	5	<b>1'49.444</b>	19.830	33.665	22.892	33.057	243.7
3	<b>1'49.736</b>	19.857	33.917	22.995	32.967	242.6	6	<b>1'50.301</b>	20.001	33.996	23.285	33.019	240.0
4	1'49.989 *	19.901	34.184	22.959*	32.945	243.7	7	<b>1'50.486</b>	19.948	33.839	23.141	33.558	238.9
5	<b>1'49.710</b>	19.872	33.763	23.180	32.895	243.7	8	2'06.755 P	20.87*	36.745	24.666	44.471	230.7
6	<b>1'49.346</b>	20.005	33.789	22.942	32.610	238.4	9	9'55.534 *	19.688	33.715*	23.016*	32.984*	172.5
7	<b>1'48.508</b>	19.797	33.372	22.790	32.549	243.2	10	<b>1'49.122</b>	19.939	33.402	22.858	32.923	237.3
8	<b>1'49.524</b>	19.738	33.441	22.881	33.464	243.2	11	<b>1'49.256</b>	20.057	33.486	22.947	32.766	234.7
9	1'51.603 *	19.823	34.641	23.729*	33.410*	244.3	12	<b>1'49.434</b>	19.989	33.614	22.931	32.900	235.2
10	1'50.338 *	19.882	34.002	23.044*	33.410	238.4	13	1'49.503 *	19.967	33.536	22.964	33.036*	235.2
11	1'57.719 P	19.782	33.570	22.787	41.580	244.3	14	1'49.465 *	20.004	33.779	22.944*	32.738	235.2
12	8'35.445	20.733	35.126	22.839	32.567	166.1	15	1'53.656 *	20.15*	35.074	24.132	34.295*	236.8
13	1'49.058 *	19.692	33.362	23.642*	32.362	242.6							
14	1'48.045 *	19.685	33.110	22.842	32.408*	245.4							
15	1'48.358 *	19.640	33.098	22.686	32.934*	246.0							
16	1'48.651 *	19.795	33.644	22.765	32.447*	238.9							

**25th 55 Noah DETTWILER** CIP Green Power SWI  
Runs=2 Total laps=15 Full laps=12 Valid laps=8

1	2'01.242	20.775	34.269	23.910	33.553	167.7
2	1'51.184 *	20.327	34.118	23.338*	33.401	240.0
3	<b>1'51.051</b>	20.196	33.996	23.352	33.507	236.8
4	<b>1'50.411</b>	20.213	34.021	23.169	33.008	236.3
5	<b>1'50.155</b>	20.015	33.961	23.078	33.101	241.6
6	<b>1'50.782</b>	20.202	33.971	23.223	33.386	237.3
7	<b>1'56.822</b>	20.200	34.106	23.124	39.392	234.7
8	1'51.206 *	20.293	34.198	23.203*	33.512	238.9
9	1'50.891 *	20.245	34.117	23.174	33.355*	234.2
10	1'58.975 P	20.234	34.126	23.120	41.495	234.7
11	10'22.227	20.972	35.556	23.118	32.940	152.9
12	<b>1'48.541</b>	19.760	33.305	22.828	32.648	243.2
13	<b>1'49.209</b>	19.919	33.639	22.860	32.791	243.2
14	1'49.011 *	19.852	33.414	22.856	32.889*	243.7
15	<b>1'49.167</b>	19.911	33.697	22.843	32.716	240.0

**26th 83 Alvaro CARPE** Red Bull KTM Ajo SPA  
Runs=2 Total laps=13 Full laps=10 Valid laps=5

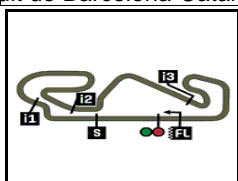
1	2'08.008	20.273	35.540	23.447	32.872	163.8
2	<b>1'48.713</b>	19.841	33.427	22.748	32.697	244.3
3	<b>1'48.643</b>	19.833	33.549	22.706	32.555	244.8
4	<b>1'48.572</b>	19.674	33.345	22.672	32.881	245.4
5	<b>1'48.570</b>	19.645	33.476	22.707	32.742	245.4
6	1'48.499 *	19.664	33.391	22.678*	32.766*	247.1
7	<b>1'51.535</b>	19.596	34.104	23.242	34.593	245.4
8	1'59.671 P	19.667	33.490	22.726	43.788	246.0
9	14'11.767 *	17.932	35.666	23.289*	33.310*	182.1
10	1'48.163 *	19.611	33.388	22.726*	32.438*	246.0
11	1'48.115 *	19.533	33.089	22.690	32.803*	245.4
12	1'50.404 *	19.750	33.150	22.806	34.698*	241.0
13	1'48.575 *	19.697	33.511	22.644	32.723*	246.5

**27th 5 Tatchakorn BUASRI** Honda Team Asia THA  
Runs=2 Total laps=15 Full laps=12 Valid laps=8

1	2'11.069	20.835	34.825	23.445	33.918	171.1
2	<b>1'50.090</b>	19.926	33.985	23.213	32.966	243.7
3	<b>1'49.987</b>	19.941	33.800	23.068	33.178	240.5
4	1'53.182 *	20.015	34.548	23.864	34.755*	238.9

**Fastest Lap:** Daniel HOLGADO Red Bull GASGAS Te SPA **1'46.568** 19.610 32.686 22.268 32.004

These data/results cannot be reproduced, stored and/or transmitted in whole or in part by any manner of electronic, mechanical, photocopying, recording, broadcasting or otherwise now known or herein after developed without the previous express consent by the copyright owner, except for reproduction in daily press and regular printed publications on sale to the public within 60 days of the event related to those data/results and always provided that copyright symbol appears together as follows below.  
© DORNA, 2024



4657 m.

## MOTUL SOLIDARITY GRAND PRIX OF BARCELONA

## Practice Nr. 1

## Best Partial Times

Moto3™

IT Ideal Lap Time, sum of the best partial times

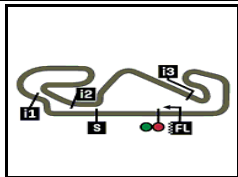
BT Best Lap Time

T1		T2		T3		T4				IT		BT			
Pos	Rider	Time	Rider	Time	Rider	Time	Rider	Time	Pos	Rider	IT	BT			
1D.	MUÑOZ	19.329	A.	PIQUERAS	32.665	D.	HOLGADO	22.268	D.	HOLGADO	32.004	1	D.HOLGADO	1'46.327	1'46.568 (1)
2S.	NEPA	19.357	D.	HOLGADO	32.686	J.	RUEDA	22.349	C.	VEIJER	32.006	2	A.PIQUERAS	1'46.515	1'46.742 (3)
3A.	PIQUERAS	19.362	J.	KELSO	32.764	C.	VEIJER	22.350	L.	LUNETTA	32.082	3	D.MUÑOZ	1'46.628	1'46.649 (2)
4D.	HOLGADO	19.369	C.	VEIJER	32.768	A.	PIQUERAS	22.364	J.	RUEDA	32.082	4	C.VEIJER	1'46.707	1'46.855 (5)
5R.	YAMANAKA	19.414	S.	OGDEN	32.805	D.	MUÑOZ	22.370	N.	CARRARO	32.091	5	J.RUEDA	1'46.800	1'46.919 (7)
6D.	ALMANSA	19.435	R.	YAMANAKA	32.815	N.	CARRARO	22.376	D.	MUÑOZ	32.099	6	J.KELSO	1'46.810	1'46.810 (4)
7J.	KELSO	19.444	J.	RUEDA	32.819	A.	FERNANDEZ	22.378	D.	ALMANSA	32.114	7	D.ALMANSA	1'46.812	1'47.032 (10)
8N.	CARRARO	19.453	D.	MUÑOZ	32.830	R.	YAMANAKA	22.385	J.	KELSO	32.117	8	R.YAMANAKA	1'46.855	1'47.091 (11)
9J.	ROULSTONE	19.458	D.	ALMANSA	32.859	D.	ALMANSA	22.404	S.	NEPA	32.117	9	A.FERNANDEZ	1'46.878	1'46.906 (6)
10I.	ORTOLA	19.460	A.	FERNANDEZ	32.873	I.	ORTOLA	22.424	M.	BERTELLE	32.119	10	S.NEPA	1'46.934	1'46.994 (9)
11M.	BERTELLE	19.461	I.	ORTOLA	32.892	D.	ALONSO	22.455	A.	PIQUERAS	32.124	11	N.CARRARO	1'46.948	1'47.371 (17)
12S.	OGDEN	19.480	M.	BERTELLE	32.904	S.	NEPA	22.456	T.	SUZUKI	32.127	12	S.OGDEN	1'46.949	1'46.956 (8)
13A.	FERNANDEZ	19.489	S.	NEPA	33.004	M.	BERTELLE	22.472	A.	FERNANDEZ	32.138	13	M.BERTELLE	1'46.956	1'47.133 (12)
14L.	LUNETTA	19.522	D.	ALONSO	33.012	J.	KELSO	22.485	D.	ALONSO	32.163	14	I.ORTOLA	1'46.996	1'47.212 (13)
15A.	CARPE	19.533	J.	ROULSTONE	33.014	S.	OGDEN	22.492	S.	OGDEN	32.172	15	L.LUNETTA	1'47.162	1'47.398 (18)
16J.	RUEDA	19.550	N.	CARRARO	33.028	L.	LUNETTA	22.495	F.	FARIOLI	32.219	16	D.ALONSO	1'47.218	1'47.240 (14)
17T.	SUZUKI	19.573	R.	ROSSI	33.051	T.	SUZUKI	22.502	I.	ORTOLA	32.220	17	J.ROULSTONE	1'47.288	1'47.288 (15)
18R.	ROSSI	19.581	T.	FURUSATO	33.057	T.	FURUSATO	22.545	R.	YAMANAKA	32.241	18	T.SUZUKI	1'47.332	1'47.364 (16)
19C.	VEIJER	19.583	L.	LUNETTA	33.063	F.	FARIOLI	22.551	J.	ROULSTONE	32.241	19	F.FARIOLI	1'47.508	1'47.587 (19)
20D.	ALONSO	19.588	A.	CARPE	33.089	J.	ROULSTONE	22.575	T.	FURUSATO	32.259	20	R.ROSSI	1'47.560	1'47.703 (20)
21X.	ZURUTUZA	19.591	F.	FARIOLI	33.094	M.	URIASTE	22.581	R.	ROSSI	32.343	21	T.FURUSATO	1'47.582	1'47.815 (21)
22M.	URIASTE	19.604	E.	O'SHEA	33.098	R.	ROSSI	22.585	E.	O'SHEA	32.362	22	M.URIASTE	1'47.714	1'47.897 (22)
23E.	O'SHEA	19.640	M.	URIASTE	33.104	X.	ZURUTUZA	22.592	M.	URIASTE	32.425	23	E.O'SHEA	1'47.786	1'48.508 (24)
24F.	FARIOLI	19.644	T.	SUZUKI	33.130	A.	CARPE	22.644	X.	ZURUTUZA	32.547	24	A.CARPE	1'47.821	1'48.570 (26)

These data/results cannot be reproduced, stored and/or transmitted in whole or in part by any manner of electronic, mechanical, photocopying, recording, broadcasting or otherwise now known or herein after developed without the previous express consent by the copyright owner, except for reproduction in daily press and regular printed publications on sale to the public within 60 days of the event related to those data/results and always provided that copyright symbol appears together as follows below.

© DORNA, 2024





4657 m.

**MOTUL SOLIDARITY GRAND PRIX OF BARCELONA****Practice Nr. 1****Best Partial Times****Moto3™***IT* Ideal Lap Time, sum of the best partial times*BT* Best Lap Time

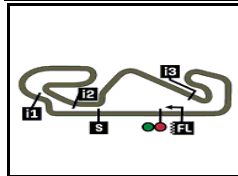
<i>T1</i>		<i>T2</i>		<i>T3</i>		<i>T4</i>				<i>IT</i>	<i>BT</i>	
<i>Pos</i>	<i>Rider</i>	<i>Time</i>	<i>Rider</i>	<i>Time</i>	<i>Rider</i>	<i>Time</i>	<i>Rider</i>	<i>Time</i>	<i>Pos</i>	<i>Rider</i>		
25	T.FURUSATO	19.721	X.ZURUTUZA	33.291	E.O'SHEA	22.686	A.CARPE	32.555	25	X.ZURUTUZA	1'48.021	1'48.401 (23)
26	N.DETTWILER	19.760	N.DETTWILER	33.305	N.DETTWILER	22.828	N.DETTWILER	32.648	26	N.DETTWILER	1'48.541	1'48.541 (25)
27	T.BUASRI	19.830	T.BUASRI	33.402	T.BUASRI	22.858	T.BUASRI	32.738	27	T.BUASRI	1'48.828	1'49.122 (27)

These data/results cannot be reproduced, stored and/or transmitted in whole or in part by any manner of electronic, mechanical, photocopying, recording, broadcasting or otherwise now known or herein after developed without the previous express consent by the copyright owner, except for reproduction in daily press and regular printed publications on sale to the public within 60 days of the event related to those data/results and always provided that copyright symbol appears together as follows below.

© DORNA, 2024

Official MotoGP Timing by **TISSOT**  
www.motogp.com






4657 m.

## MOTUL SOLIDARITY GRAND PRIX OF BARCELONA

## Practice Nr. 1

## Fastest Laps Sequence

<i>Practice Time</i>	 <i>Rider</i>	<i>Nation</i>	<i>Motorcycle</i>	<i>Time</i>	<i>Km/h</i>	<i>Rider's Lap</i>
3'49.818	85 Xabi ZURUTUZA	SPA	KTM	<b>1'50.624</b>	151.5	2
3'49.884	19 Scott OGDEN	GBR	HONDA	<b>1'49.630</b>	152.9	2
3'56.230	48 Ivan ORTOLA	SPA	KTM	<b>1'48.536</b>	154.4	2
3'56.883	36 Angel PIQUERAS	SPA	HONDA	<b>1'48.040</b>	155.1	2
4'05.205	31 Adrian FERNANDEZ	SPA	HONDA	<b>1'47.857</b>	155.4	2
5'36.847	6 Ryusei YAMANAKA	JPN	KTM	<b>1'47.819</b>	155.4	3
7'24.436	6 Ryusei YAMANAKA	JPN	KTM	<b>1'47.589</b>	155.8	4
9'11.851	6 Ryusei YAMANAKA	JPN	KTM	<b>1'47.415</b>	156.0	5
11'58.640	95 Collin VEIJER	NED	HUSQVARNA	<b>1'47.381</b>	156.1	6
29'01.806	95 Collin VEIJER	NED	HUSQVARNA	<b>1'47.338</b>	156.1	12
30'44.885	6 Ryusei YAMANAKA	JPN	KTM	<b>1'47.091</b>	156.5	14
30'53.832	99 Jose Antonio RUEDA	SPA	KTM	<b>1'46.919</b>	156.8	13
31'01.591	96 Daniel HOLGADO	SPA	GASGAS	<b>1'46.761</b>	157.0	13
31'03.672	64 David MUÑOZ	SPA	KTM	<b>1'46.649</b>	157.1	11
32'48.159	96 Daniel HOLGADO	SPA	GASGAS	<b>1'46.568</b>	157.3	14

These data/results cannot be reproduced, stored and/or transmitted in whole or in part by any manner of electronic, mechanical, photocopying, recording, broadcasting or otherwise now known or herein after developed without the previous express consent by the copyright owner, except for reproduction in daily press and regular printed publications on sale to the public within 60 days of the event related to those data/results and always provided that copyright symbol appears together as follows below.

© DORNA, 2024

Official MotoGP Timing by TISSOT  
www.motogp.com



Barcelona, Friday, November 15, 2024