


4657 m.

MOTUL SOLIDARITY GRAND PRIX OF BARCELONA

Warm Up

Classification

25

	Rider	Nation	Team	Motorcycle	Time	Lap	Total	Gap	Top Speed
1	25 Raul FERNANDEZ	SPA	Trackhouse Racing	APRILIA	1'40.917	4	6		347.2
2	31 Pedro ACOSTA	SPA	Red Bull GASGAS Tech3	KTM	1'40.948	5	5	0.031 0.031	349.5
3	37 Augusto FERNANDEZ	SPA	Red Bull GASGAS Tech3	KTM	1'41.105	5	6	0.188 0.157	347.2
4	20 Fabio QUARTARARO	FRA	Monster Energy Yamaha MotoGP	YAMAHA	1'41.153	4	6	0.236 0.048	346.1
5	23 Enea BASTIANINI	ITA	Ducati Lenovo Team	DUCATI	1'41.158	5	6	0.241 0.005	352.9
6	88 Miguel OLIVEIRA	POR	Trackhouse Racing	APRILIA	1'41.415	4	6	0.498 0.257	351.7
7	33 Brad BINDER	RSA	Red Bull KTM Factory Racing	KTM	1'41.522	5	6	0.605 0.107	355.2
8	12 Maverick VIÑALES	SPA	Aprilia Racing	APRILIA	1'41.609	5	6	0.692 0.087	346.1
9	93 Marc MARQUEZ	SPA	Gresini Racing MotoGP	DUCATI	1'41.682	4	6	0.765 0.073	350.6
10	42 Alex RINS	SPA	Monster Energy Yamaha MotoGP	YAMAHA	1'41.732	5	6	0.815 0.050	347.2
11	1 Francesco BAGNAIA	ITA	Ducati Lenovo Team	DUCATI	1'41.748	4	6	0.831 0.016	352.9
12	30 Takaaki NAKAGAMI	JPN	IDEMITSU Honda LCR	HONDA	1'41.776	5	6	0.859 0.028	343.9
13	5 Johann ZARCO	FRA	CASTROL Honda LCR	HONDA	1'41.777	5	6	0.860 0.001	346.1
14	43 Jack MILLER	AUS	Red Bull KTM Factory Racing	KTM	1'41.811	4	6	0.894 0.034	350.6
15	21 Franco MORBIDELLI	ITA	Prima Pramac Racing	DUCATI	1'41.959	5	6	1.042 0.148	347.2
16	89 Jorge MARTIN	SPA	Prima Pramac Racing	DUCATI	1'41.980	4	6	1.063 0.021	350.6
17	72 Marco BEZZECCHI	ITA	Pertamina Enduro VR46 Racing Te	DUCATI	1'42.068	5	6	1.151 0.088	351.7
18	51 Michele PIRRO	ITA	Pertamina Enduro VR46 Racing Te	DUCATI	1'42.154	4	6	1.237 0.086	341.7
19	73 Alex MARQUEZ	SPA	Gresini Racing MotoGP	DUCATI	1'42.219	4	6	1.302 0.065	347.2
20	36 Joan MIR	SPA	Repsol Honda Team	HONDA	1'42.323	5	6	1.406 0.104	347.2
21	10 Luca MARINI	ITA	Repsol Honda Team	HONDA	1'42.533	4	6	1.616 0.210	346.1
22	6 Stefan BRADL	GER	HRC Test Team	HONDA	1'43.124	5	6	2.207 0.591	348.3
Not classified									
	41 Aleix ESPARGARO	SPA	Aprilia Racing	APRILIA					

Practice condition: Dry

Air: 9°

Humidity: 98%

Ground: 10°

Fastest Lap:	Lap: 4	Raul FERNANDEZ	1'40.917	166.1 Km/h
Best Race Lap:	2024	Pedro ACOSTA	1'39.664	168.2 Km/h
All-Time Lap Record:	2024	Aleix ESPARGARO	1'38.190	170.7 Km/h

The results are provisional until the end of the limit for protest and appeals.

Time limit for protest expires 60' after publication of the results - Time:

These data/results cannot be reproduced, stored and/or transmitted in whole or in part by any manner of electronic, mechanical, photocopying, recording, broadcasting or otherwise now known or herein after developed without the previous express consent by the copyright owner, except for reproduction in daily press and regular printed publications on sale to the public within 60 days of the event related to those data/results and always provided that copyright symbol appears together as follows below.

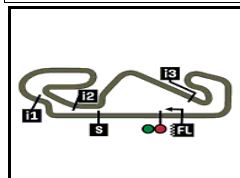
© DORNA, 2024

Official MotoGP Timing by TISSOT

www.motogp.com

Barcelona, Sunday, November 17, 2024





4657 m.

MOTUL SOLIDARITY GRAND PRIX OF BARCELONA

Warm Up

Top Speed & Average

26



Rider	Nation	Motorcycle	Top 5 speeds					Average	Top
33 Brad BINDER	RSA	KTM	355.2	354.0	354.0	352.9	345.0	352.2	355.2
1 Francesco BAGNAIA	ITA	DUCATI	352.9	352.9	351.7	351.7	349.5	351.7	352.9
23 Enea BASTIANINI	ITA	DUCATI	352.9	351.7	350.6	350.6	350.6	351.3	352.9
72 Marco BEZZECCHI	ITA	DUCATI	351.7	349.5	347.2	343.9	338.5	346.2	351.7
88 Miguel OLIVEIRA	POR	APRILIA	351.7	351.7	349.5	347.2	338.5	347.7	351.7
43 Jack MILLER	AUS	KTM	350.6	349.5	348.3	343.9	339.6	346.4	350.6
89 Jorge MARTIN	SPA	DUCATI	350.6	350.6	350.6	349.5	347.2	349.7	350.6
93 Marc MARQUEZ	SPA	DUCATI	350.6	349.5	349.5	341.7	338.5	346.0	350.6
31 Pedro ACOSTA	SPA	KTM	349.5	349.5	349.5	349.5	343.9	348.4	349.5
6 Stefan BRADL	GER	HONDA	348.3	345.0	338.5	324.3	321.4	335.5	348.3
21 Franco MORBIDELLI	ITA	DUCATI	347.2	347.2	347.2	347.2	343.9	346.5	347.2
25 Raul FERNANDEZ	SPA	APRILIA	347.2	346.1	346.1	345.0	343.9	345.7	347.2
36 Joan MIR	SPA	HONDA	347.2	341.7	340.6	340.6	337.5	341.5	347.2
37 Augusto FERNANDEZ	SPA	KTM	347.2	347.2	335.4	331.2	326.2	337.4	347.2
42 Alex RINS	SPA	YAMAHA	347.2	347.2	347.2	346.1	336.4	344.8	347.2
73 Alex MARQUEZ	SPA	DUCATI	347.2	345.0	343.9	337.5	329.2	340.6	347.2
5 Johann ZARCO	FRA	HONDA	346.1	346.1	345.0	342.8	337.5	343.5	346.1
10 Luca MARINI	ITA	HONDA	346.1	340.6	340.6	340.6	334.3	340.4	346.1
12 Maverick VIÑALES	SPA	APRILIA	346.1	345.0	345.0	343.9	332.3	342.5	346.1
20 Fabio QUARTARARO	FRA	YAMAHA	346.1	346.1	345.0	341.7	340.6	343.9	346.1
30 Takaaki NAKAGAMI	JPN	HONDA	343.9	343.9	343.9	342.8	340.6	343.0	343.9
51 Michele PIRRO	ITA	DUCATI	341.7	338.5	336.4	336.4	327.2	336.0	341.7
41 Aleix ESPARGARO	SPA	APRILIA	234.7	233.2	231.2			233.0	234.7

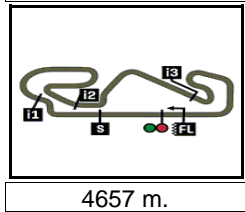
These data/results cannot be reproduced, stored and/or transmitted in whole or in part by any manner of electronic, mechanical, photocopying, recording, broadcasting or otherwise now known or herein after developed without the previous express consent by the copyright owner, except for reproduction in daily press and regular printed publications on sale to the public within 60 days of the event related to those data/results and always provided that copyright symbol appears together as follows below.

© DORNA, 2024

Official MotoGP Timing by TISSOT
www.motogp.com



Barcelona, Sunday, November 17, 2024



4657 m.

MOTUL SOLIDARITY GRAND PRIX OF BARCELONA

Warm Up

Chronological Analysis of Performances

27

* Lap / Sector time cancelled

T1 Time from finish line to 1st intermediate

T3 Time from 2nd intermed. to 3rd intermed.

P Crossing the finish line in pit lane

T2 Time from 1st intermed. to 2nd intermed.

T4 Time from 3rd intermediate to finish line

**Tyre data subject to further updates

Lap	Lap Time	T1	T2	T3	T4	Speed	Lap	Lap Time	T1	T2	T3	T4	Speed
1st	25	Raul FERNANDEZ APRILIA SPA					6	1'47.114 *	16.853	33.331*	24.525*	32.405	346.1
		Trackhouse Racing											
		Runs=1	Total laps=6	Full laps=5	Valid laps=4								
Run #	1	Front Tyre	Slick-Soft	Rear Tyre	Slick-Soft		5th	23	Enea BASTIANINI DUCATI ITA				
		New Tyre							Ducati Lenovo Team				
		2 Laps at start							Runs=1	Total laps=6	Full laps=5	Valid laps=4	
		1 Laps at start					Run #	1	Front Tyre	Slick-Soft	Rear Tyre	Slick-Medium	
1	2'41.025	19.706	34.437	22.048	32.524	217.3			New Tyre				
2	1'42.953	17.628	32.624	21.146	31.555	343.9	1	2'28.553	20.535	35.409	22.210	32.927	201.8
3	1'41.331	17.089	32.229	20.773	31.240	346.1	2	1'43.250	17.373	32.981	20.970	31.926	350.6
4	1'40.917	16.893	31.963	20.819	31.242	346.1	3	1'41.855	16.978	32.340	20.851	31.686	350.6
5	1'43.223	17.198	32.713	21.360	31.952	347.2	4	1'41.529	16.885	32.151	20.830	31.663	352.9
6	1'41.286 *	16.828	32.110*	20.889*	31.459	345.0	5	1'41.158	16.831	32.042	20.685	31.600	351.7
2nd	31	Pedro ACOSTA KTM SPA					6	1'42.855 *	16.819	32.544*	21.245*	32.247	350.6
		Red Bull GASGAS Tech3											
		Runs=1	Total laps=5	Full laps=4	Valid laps=3		6th	88	Miguel OLIVEIRA APRILIA POR				
Run #	1	Front Tyre	Slick-Soft	Rear Tyre	Slick-Medium				Trackhouse Racing				
		2 Laps at start							Runs=1	Total laps=6	Full laps=5	Valid laps=3	
		1 Laps at start					Run #	1	Front Tyre	Slick-Soft	Rear Tyre	Slick-Medium	
1	1'55.229	21.395	36.269	21.980	33.168	210.1			New Tyre				
2	1'43.912 *	17.532	33.035	21.209*	32.136	343.9	1	2'19.349	20.514	35.936	22.533	33.345	225.0
3	1'41.787	16.988	32.335	20.826	31.638	349.5	2	1'44.637	17.760	33.326	21.358	32.193	338.5
4	1'41.308	16.821	32.120	20.809	31.558	349.5	3	1'42.298	17.254	32.481	21.002	31.561	347.2
5	1'40.948	16.773	32.075	20.677	31.423	349.5	4	1'41.415	16.947	32.162	20.819	31.487	349.5
unfinished	16.676					349.5	5	1'41.046 *	16.897	32.039	20.652	31.458*	351.7
3rd	37	Augusto FERNANDEZ KTM SPA					6	1'43.859 *	17.255*	33.303*	21.304*	31.997	351.7
		Red Bull GASGAS Tech3											
		Runs=1	Total laps=6	Full laps=5	Valid laps=4		7th	33	Brad BINDER KTM RSA				
Run #	1	Front Tyre	Slick-Soft	Rear Tyre	Slick-Medium				Red Bull KTM Factory Racing				
		New Tyre							Runs=1	Total laps=6	Full laps=5	Valid laps=4	
		8 Laps at start					Run #	1	Front Tyre	Slick-Soft	Rear Tyre	Slick-Medium	
1	2'04.771	20.428	35.083	23.441	32.847	206.1			New Tyre				
2	1'43.626	17.768	32.797	21.320	31.741	331.2	1	2'00.449	20.057	35.575	22.527	32.925	218.6
3	1'42.064	17.324	32.271	20.923	31.546	326.2	2	1'43.923	17.660	33.009	21.297	31.957	345.0
4	1'41.287	17.037	31.994	20.825	31.431	335.4	3	1'42.169	17.046	32.472	20.903	31.748	352.9
5	1'41.105	16.814	31.956	20.788	31.547	347.2	4	1'41.550	16.843	32.162	20.754	31.791	355.2
6	1'41.982 *	16.840	32.130*	21.228*	31.784	347.2	5	1'41.522	16.765	32.148	20.880	31.729	354.0
4th	20	Fabio QUARTARARO YAMAHA FRA					6	1'41.796 *	16.816	32.266*	20.983*	31.731	354.0
		Monster Energy Yamaha MotoGP Team											
		Runs=1	Total laps=6	Full laps=5	Valid laps=4		8th	12	Maverick VIÑALES APRILIA SPA				
Run #	1	Front Tyre	Slick-Hard	Rear Tyre	Slick-Soft				Aprilia Racing				
		New Tyre							Runs=1	Total laps=6	Full laps=5	Valid laps=4	
		4 Laps at start					Run #	1	Front Tyre	Slick-Soft	Rear Tyre	Slick-Medium	
1	2'04.718	19.403	34.589	22.821	33.005	229.2			New Tyre				
2	1'43.586	17.612	32.873	21.149	31.952	341.7	1	2'29.894	19.477	33.953	21.777	32.380	219.5
3	1'41.862	17.258	32.322	20.764	31.518	340.6	2	1'44.411	17.678	33.265	21.412	32.056	332.3
4	1'41.153	16.938	32.081	20.748	31.386	345.0	3	1'42.697	17.175	32.619	21.142	31.761	343.9
5	1'41.280	16.948	31.991	20.755	31.586	346.1	4	1'42.107	17.178	32.371	20.891	31.667	345.0
Fastest Lap:	Raul FERNANDEZ	Trackhouse Racing	SPA	1'40.917	16.893	31.963	20.819	31.242					

These data/results cannot be reproduced, stored and/or transmitted in whole or in part by any manner of electronic, mechanical, photocopying, recording, broadcasting or otherwise now known or herein after developed without the previous express consent by the copyright owner, except for reproduction in daily press and regular printed publications on sale to the public within 60 days of the event related to those data/results and always provided that copyright symbol appears together as follows below.

© DORNA, 2024

Warm Up

MotoGP

Lap	Lap Time	T1	T2	T3	T4	Speed	Lap	Lap Time	T1	T2	T3	T4	Speed
5	1'41.609	17.026	32.074	20.837	31.672	346.1	3	1'43.364	17.658	32.904	21.199	31.603	345.0
6	1'44.702 *	16.955	33.157*	22.238*	32.352	345.0	4	1'41.907	17.052	32.298	20.978	31.579	342.8
9th 93 Marc MARQUEZ DUCATI SPA Gresini Racing MotoGP Runs=1 Total laps=6 Full laps=5 Valid laps=4							14th 43 Jack MILLER KTM AUS Red Bull KTM Factory Racing Runs=1 Total laps=6 Full laps=5 Valid laps=4						
Run #	1	Front Tyre	Slick-Soft	Rear Tyre	Slick-Soft		Run #	1	Front Tyre	Slick-Medium	Rear Tyre	Slick-Soft	
			New Tyre							6 Laps at start			
1	2'09.548	19.570	35.208	22.037	32.907	210.1	1	1'59.364	20.449	35.282	22.138	33.081	213.8
2	1'44.126	17.590	33.284	21.216	32.036	341.7	2	1'43.462	17.566	32.845	21.079	31.972	339.6
3	1'43.135	17.445	32.697	21.269	31.724	349.5	3	1'42.064	17.157	32.322	20.880	31.705	348.3
4	1'41.682	17.064	32.296	20.867	31.455	350.6	4	1'41.811	16.986	32.272	20.917	31.636	343.9
5	1'42.041	17.007	32.150	20.671	32.213	338.5	5	1'42.227	16.921	32.175	21.010	32.121	349.5
6	1'41.145 *	16.864	32.050*	20.616*	31.615	349.5	6	1'42.476 *	17.044	32.145*	21.169*	32.118	350.6
10th 42 Alex RINS YAMAHA SPA Monster Energy Yamaha MotoGP Team Runs=1 Total laps=6 Full laps=5 Valid laps=4							15th 21 Franco MORBIDELLI DUCATI ITA Prima Pramac Racing Runs=1 Total laps=6 Full laps=5 Valid laps=4						
Run #	1	Front Tyre	Slick-Soft	Rear Tyre	Slick-Soft		Run #	1	Front Tyre	Slick-Soft	Rear Tyre	Slick-Medium	
			New Tyre							6 Laps at start			
1	2'00.805	20.206	35.655	22.611	33.271	218.6	1	1'57.098	21.360	35.342	22.042	33.254	193.2
2	1'44.381	17.717	33.354	21.276	32.034	336.4	2	1'44.132	17.839	33.136	21.242	31.915	343.9
3	1'42.224	17.139	32.534	20.916	31.635	347.2	3	1'42.520	17.267	32.628	20.890	31.735	347.2
4	1'41.801	16.987	32.217	20.837	31.760	346.1	4	1'42.228	17.134	32.382	20.936	31.776	347.2
5	1'41.732	16.911	32.261	20.846	31.714	347.2	5	1'41.959	17.016	32.309	20.925	31.709	347.2
6	1'48.428 *	18.648*	35.178*	22.030*	32.572	347.2	6	1'52.787 *	17.027	37.030*	26.130*	32.600	347.2
11th 1 Francesco BAGNAIA DUCATI ITA Ducati Lenovo Team Runs=1 Total laps=6 Full laps=5 Valid laps=4							16th 89 Jorge MARTIN DUCATI SPA Prima Pramac Racing Runs=1 Total laps=6 Full laps=5 Valid laps=3						
Run #	1	Front Tyre	Slick-Soft	Rear Tyre	Slick-Soft		Run #	1	Front Tyre	Slick-Soft	Rear Tyre	Slick-Medium	
			New Tyre							4 Laps at start			
1	1'58.604	20.120	35.231	22.070	32.730	201.4	1	2'15.519	18.860	35.139	22.208	33.402	224.0
2	1'43.602	17.398	32.947	21.239	32.018	349.5	2	1'44.142	17.694	33.074	21.179	32.195	347.2
3	1'42.368	17.121	32.542	20.902	31.803	352.9	3	1'42.566	17.069	32.624	20.907	31.966	350.6
4	1'41.748	16.990	32.256	20.875	31.627	351.7	4	1'41.980	16.875	32.409	20.939	31.757	350.6
5	1'41.852	16.963	32.277	21.004	31.608	352.9	5	1'41.714 *	16.875	32.374	20.710	31.755*	349.5
6	1'42.565 *	16.933	32.686*	21.263*	31.683	351.7	6	1'43.631 *	17.018	32.302*	20.689*	33.622*	350.6
12th 30 Takaaki NAKAGAMI HONDA JPN IDEMITSU Honda LCR Runs=1 Total laps=6 Full laps=5 Valid laps=4							17th 72 Marco BEZZECCHI DUCATI ITA Pertamina Enduro VR46 Racing Team Runs=1 Total laps=6 Full laps=5 Valid laps=4						
Run #	1	Front Tyre	Slick-Soft	Rear Tyre	Slick-Soft		Run #	1	Front Tyre	Slick-Soft	Rear Tyre	Slick-Medium	
			New Tyre							4 Laps at start			
1	2'17.901	20.489	35.973	22.290	33.054	205.3	1	2'05.872	20.230	35.972	23.981	33.554	219.0
2	1'44.189	17.724	33.433	21.130	31.902	340.6	2	1'48.133	17.945	33.500	21.474	35.214	338.5
3	1'42.364	17.328	32.544	20.938	31.554	342.8	3	1'43.250	17.627	32.876	21.070	31.677	343.9
4	1'41.808	17.090	32.252	20.894	31.572	343.9	4	1'42.202	17.183	32.530	20.884	31.605	351.7
5	1'41.776	17.164	32.336	20.834	31.442	343.9	5	1'42.068	16.913	32.273	21.189	31.693	349.5
6	1'43.289 *	17.006	32.424*	21.437*	32.422	343.9	6	1'41.492 *	16.966	32.207*	20.827*	31.492	347.2
13th 5 Johann ZARCO HONDA FRA CASTROL Honda LCR Runs=1 Total laps=6 Full laps=5 Valid laps=4													
Run #	1	Front Tyre	Slick-Soft	Rear Tyre	Slick-Hard								
			New Tyre										
1	2'06.609	20.149	35.112	22.319	33.176	215.1							
2	1'45.069	17.896	33.448	21.498	32.227	337.5							

Fastest Lap: Raul FERNANDEZ Trackhouse Racing SPA **1'40.917** 16.893 31.963 20.819 31.242

These data/results cannot be reproduced, stored and/or transmitted in whole or in part by any manner of electronic, mechanical, photocopying, recording, broadcasting or otherwise now known or herein after developed without the previous express consent by the copyright owner, except for reproduction in daily press and regular printed publications on sale to the public within 60 days of the event related to those data/results and always provided that copyright symbol appears together as follows below.
 © DORNA, 2024



Warm Up

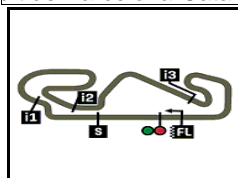
MotoGP

Lap	Lap Time	T1	T2	T3	T4	Speed	Lap	Lap Time	T1	T2	T3	T4	Speed	
18th	51	Michele PIRRO DUCATI ITA					5	1'43.124	17.482	32.505	21.221	31.916	321.4	
		Pertamina Enduro VR46 Racing Team					6	1'53.332 *	18.060*	40.537*	21.710*	33.025	348.3	
		Runs=1	Total laps=6	Full laps=5	Valid laps=4									
Run #	1	Front Tyre	Slick-Soft	Rear Tyre	Slick-Medium									
		3 Laps at start			New Tyre									
1	2'29.491	23.120	37.096	22.285	33.006	148.5								
2	1'45.217	17.910	33.643	21.458	32.206	327.2								
3	1'42.714	17.291	32.521	21.228	31.674	336.4								
4	1'42.154	17.221	32.188	21.143	31.602	336.4								
5	1'42.465	17.161	32.369	21.134	31.801	338.5								
6	1'43.820 *	17.065	32.627*	21.612*	32.516	341.7								
19th	73	Alex MARQUEZ DUCATI SPA												
		Gresini Racing MotoGP												
		Runs=1	Total laps=6	Full laps=5	Valid laps=4									
Run #	1	Front Tyre	Slick-Soft	Rear Tyre	Slick-Soft									
		4 Laps at start			4 Laps at start									
1	2'07.570	20.566	35.210	22.130	33.250	200.7								
2	1'44.184	17.639	33.305	21.283	31.957	329.2								
3	1'42.899	17.214	32.633	21.319	31.733	345.0								
4	1'42.219	17.085	32.398	20.924	31.812	343.9								
5	1'42.656	17.268	32.299	20.943	32.146	337.5								
6	1'41.613 *	16.899	32.310*	20.761*	31.643	347.2								
20th	36	Joan MIR HONDA SPA												
		Repsol Honda Team												
		Runs=1	Total laps=6	Full laps=5	Valid laps=4									
Run #	1	Front Tyre	Slick-Soft	Rear Tyre	Slick-Medium									
		New Tyre			New Tyre									
1	2'06.445	19.892	35.167	22.427	33.787	223.6								
2	1'45.116	17.898	33.444	21.472	32.302	340.6								
3	1'43.447	17.732	32.706	21.180	31.829	347.2								
4	1'42.359	17.350	32.406	20.979	31.624	337.5								
5	1'42.323	17.035	32.187	21.067	32.034	340.6								
6	1'41.933 *	17.012	32.304*	20.967*	31.650	341.7								
21st	10	Luca MARINI HONDA ITA												
		Repsol Honda Team												
		Runs=1	Total laps=6	Full laps=5	Valid laps=4									
Run #	1	Front Tyre	Slick-Soft	Rear Tyre	Slick-Hard									
		New Tyre			New Tyre									
1	2'06.509	19.492	35.137	22.708	33.448	228.3								
2	1'44.562	17.583	33.479	21.398	32.102	340.6								
3	1'44.374	17.610	32.794	21.351	32.619	340.6								
4	1'42.533	17.133	32.448	21.213	31.739	346.1								
5	1'42.608	17.096	32.218	20.995	32.299	340.6								
6	1'41.763 *	16.992	32.189*	20.995*	31.587	334.3								
22nd	6	Stefan BRADL HONDA GER												
		HRC Test Team												
		Runs=1	Total laps=6	Full laps=5	Valid laps=4									
Run #	1	Front Tyre	Slick-Soft	Rear Tyre	Slick-Soft									
		New Tyre			4 Laps at start									
1	2'07.133	20.081	35.237	22.243	32.982	218.1								
2	1'45.258	17.910	33.817	21.349	32.182	324.3								
3	1'43.618	17.430	32.914	21.269	32.005	338.5								
4	1'43.355	17.580	32.874	21.025	31.876	345.0								

Fastest Lap: Raul FERNANDEZ Trackhouse Racing SPA 1'40.917 16.893 31.963 20.819 31.242

These data/results cannot be reproduced, stored and/or transmitted in whole or in part by any manner of electronic, mechanical, photocopying, recording, broadcasting or otherwise now known or herein after developed without the previous express consent by the copyright owner, except for reproduction in daily press and regular printed publications on sale to the public within 60 days of the event related to those data/results and always provided that copyright symbol appears together as follows below.
© DORNA, 2024





4657 m.

MOTUL SOLIDARITY GRAND PRIX OF BARCELONA

Official Starting Grid

Race : 24 laps = 111.768 km

28

1	1 1'38.641 1 Francesco BAGNAIA Ducati	2 1'38.696 41 Aleix ESPARGARO Aprilia	3 1'38.798 93 Marc MARQUEZ Ducati
2	4 1'38.849 89 Jorge MARTIN Ducati	5 1'38.886 21 Franco MORBIDELLI Ducati	6 1'38.949 31 Pedro ACOSTA KTM
3	7 1'38.992 12 Maverick VIÑALES Aprilia	8 1'39.078 23 Enea BASTIANINI Ducati	9 1'39.121 72 Marco BEZZECCHI Ducati
4	10 1'39.209 20 Fabio QUARTARARO Yamaha	11 1'39.252 73 Alex MARQUEZ Ducati	12 1'39.494 5 Johann ZARCO Honda
5	13 1'39.432 36 Joan MIR Honda	14 1'39.487 88 Miguel OLIVEIRA Aprilia	15 1'39.559 42 Alex RINS Yamaha
6	16 1'39.619 10 Luca MARINI Honda	17 1'39.645 25 Raul FERNANDEZ Aprilia	18 1'39.678 33 Brad BINDER KTM
7	19 1'39.749 43 Jack MILLER KTM	20 1'39.793 30 Takaaki NAKAGAMI Honda	21 1'40.166 37 Augusto FERNANDEZ KTM
8	22 1'40.252 51 Michele PIRRO Ducati	23 1'40.423 6 Stefan BRADL Honda	

The results are provisional until the end of the limit for protest and appeals and until the ratification of the Event Management Committee.

Time limit for protest expires 60' at the latest after publication of the results - Time:

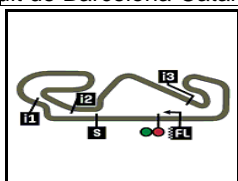
These data/results cannot be reproduced, stored and/or transmitted in whole or in part by any manner of electronic, mechanical, photocopying, recording, broadcasting or otherwise now known or herein after developed without the previous express consent by the copyright owner, except for reproduction in daily press and regular printed publications on sale to the public within 60 days of the event related to those data/results and always provided that copyright symbol appears together as follows below.

© DORNA, 2024

Official MotoGP Timing by TISSOT
www.motogp.com



Barcelona, Sunday, November 17, 2024



4657 m.

MOTUL SOLIDARITY GRAND PRIX OF BARCELONA

Warm Up

Best Partial Times

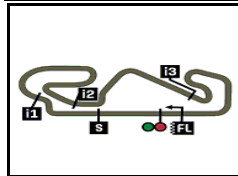
MotoGP™

IT Ideal Lap Time, sum of the best partial times

BT Best Lap Time

T1		T2		T3		T4				IT	BT	
Pos	Rider	Time	Rider	Time	Rider	Time	Rider	Time	Pos	Rider	IT	BT
1	P.ACOSTA	16.676	A.FERNANDEZ	31.956	M.OLIVEIRA	20.652	R.FERNANDEZ	31.240	1	R.FERNANDEZ	1'40.804	1'40.917 (1)
2	B.BINDER	16.765	R.FERNANDEZ	31.963	M.MARQUEZ	20.671	F.QUARTARARO	31.386	2	P.ACOSTA	1'40.851	1'40.948 (2)
3	A.FERNANDEZ	16.814	F.QUARTARARO	31.991	P.ACOSTA	20.677	P.ACOSTA	31.423	3	F.QUARTARARO	1'40.978	1'41.153 (4)
4	E.BASTIANINI	16.819	M.OLIVEIRA	32.039	E.BASTIANINI	20.685	A.FERNANDEZ	31.431	4	A.FERNANDEZ	1'40.989	1'41.105 (3)
5	R.FERNANDEZ	16.828	E.BASTIANINI	32.042	J.MARTIN	20.710	T.NAKAGAMI	31.442	5	M.OLIVEIRA	1'41.075	1'41.415 (6)
6	F.QUARTARARO	16.853	M.VIÑALES	32.074	F.QUARTARARO	20.748	M.MARQUEZ	31.455	6	M.MARQUEZ	1'41.140	1'41.682 (9)
7	M.MARQUEZ	16.864	P.ACOSTA	32.075	B.BINDER	20.754	M.OLIVEIRA	31.487	7	E.BASTIANINI	1'41.146	1'41.158 (5)
8	J.MARTIN	16.875	B.BINDER	32.148	R.FERNANDEZ	20.773	M.BEZZECCHI	31.492	8	B.BINDER	1'41.396	1'41.522 (7)
9	J.ZARCO	16.895	M.MARQUEZ	32.150	A.FERNANDEZ	20.788	J.ZARCO	31.533	9	M.VIÑALES	1'41.533	1'41.609 (8)
10	M.OLIVEIRA	16.897	J.MILLER	32.175	T.NAKAGAMI	20.834	L.MARINI	31.587	10	T.NAKAGAMI	1'41.534	1'41.776 (12)
11	A.MARQUEZ	16.899	J.MIR	32.187	M.VIÑALES	20.837	E.BASTIANINI	31.600	11	M.BEZZECCHI	1'41.562	1'42.068 (17)
12	A.RINS	16.911	M.PIRRO	32.188	A.RINS	20.837	M.PIRRO	31.602	12	A.RINS	1'41.600	1'41.732 (10)
13	M.BEZZECCHI	16.913	A.RINS	32.217	F.BAGNAIA	20.875	F.BAGNAIA	31.608	13	J.MILLER	1'41.612	1'41.811 (14)
14	J.MILLER	16.921	L.MARINI	32.218	J.MILLER	20.880	J.MIR	31.624	14	J.ZARCO	1'41.663	1'41.777 (13)
15	F.BAGNAIA	16.933	T.NAKAGAMI	32.252	M.BEZZECCHI	20.884	A.RINS	31.635	15	F.BAGNAIA	1'41.672	1'41.748 (11)
16	M.VIÑALES	16.955	F.BAGNAIA	32.256	F.MORBIDELLI	20.890	J.MILLER	31.636	16	J.MARTIN	1'41.716	1'41.980 (16)
17	L.MARINI	16.992	M.BEZZECCHI	32.273	A.MARQUEZ	20.924	A.MARQUEZ	31.643	17	A.MARQUEZ	1'41.765	1'42.219 (19)
18	T.NAKAGAMI	17.006	J.ZARCO	32.298	J.ZARCO	20.937	M.VIÑALES	31.667	18	L.MARINI	1'41.792	1'42.533 (21)
19	J.MIR	17.012	A.MARQUEZ	32.299	J.MIR	20.979	F.MORBIDELLI	31.709	19	J.MIR	1'41.802	1'42.323 (20)
20	F.MORBIDELLI	17.016	F.MORBIDELLI	32.309	L.MARINI	20.995	B.BINDER	31.729	20	F.MORBIDELLI	1'41.924	1'41.959 (15)
21	M.PIRRO	17.065	J.MARTIN	32.374	S.BRADL	21.025	J.MARTIN	31.757	21	M.PIRRO	1'41.989	1'42.154 (18)
22	S.BRADL	17.430	S.BRADL	32.505	M.PIRRO	21.134	S.BRADL	31.876	22	S.BRADL	1'42.836	1'43.124 (22)
23	A.ESPARGARO		A.ESPARGARO	37.391	A.ESPARGARO	23.822	A.ESPARGARO	35.110	-1	A.ESPARGAR		(-1)

These data/results cannot be reproduced, stored and/or transmitted in whole or in part by any manner of electronic, mechanical, photocopying, recording, broadcasting or otherwise now known or herein after developed without the previous express consent by the copyright owner, except for reproduction in daily press and regular printed publications on sale to the public within 60 days of the event related to those data/results and always provided that copyright symbol appears together as follows below.
© DORNA, 2024



4657 m.

MOTUL SOLIDARITY GRAND PRIX OF BARCELONA**Warm Up****Fastest Laps Sequence**

<i>Practice Time</i>	 <i>Rider</i>	<i>Nation</i>	<i>Motorcycle</i>	<i>Time</i>	<i>Km/h</i>	<i>Rider's Lap</i>
3'41.230	21 Franco MORBIDELLI	ITA	DUCATI	1'44.132	160.9	2
3'42.206	1 Francesco BAGNAIA	ITA	DUCATI	1'43.602	161.8	2
3'42.826	43 Jack MILLER	AUS	KTM	1'43.462	162.0	2
4'11.803	23 Enea BASTIANINI	ITA	DUCATI	1'43.250	162.3	2
4'23.978	25 Raul FERNANDEZ	SPA	APRILIA	1'42.953	162.8	2
5'20.928	31 Pedro ACOSTA	SPA	KTM	1'41.787	164.7	3
6'05.309	25 Raul FERNANDEZ	SPA	APRILIA	1'41.331	165.4	3
7'02.236	31 Pedro ACOSTA	SPA	KTM	1'41.308	165.4	4
7'11.319	20 Fabio QUARTARARO	FRA	YAMAHA	1'41.153	165.7	4
7'46.226	25 Raul FERNANDEZ	SPA	APRILIA	1'40.917	166.1	4

These data/results cannot be reproduced, stored and/or transmitted in whole or in part by any manner of electronic, mechanical, photocopying, recording, broadcasting or otherwise now known or herein after developed without the previous express consent by the copyright owner, except for reproduction in daily press and regular printed publications on sale to the public within 60 days of the event related to those data/results and always provided that copyright symbol appears together as follows below.

© DORNA, 2024