

Circuito Estoril 4.182 m

Estoril Round, 11-13 October 2024
Results Race 1

Laps 8 = 33,676 Km - Time of Race 15'02.905 - Avg. 134,271 km/h

Pos	Grid	No. Rider	Nat	Team	Bike	LL	Int.	Gap	Rel.	Fastest Lap	Speed	Qualifying	Speed
1	1	22 A. CARRASCO	ESP	Evan Bros Racing Yamaha Team	Yamaha YZF-R7	8	SPD			1'50.984	209,7	1'51.706	207,7
2	2	6 M. HERRERA	ESP	Klint Forward Factory Team	Yamaha YZF-R7	8	SPD	0.082	0.082	1'50.865	215,1	1'52.065	206,9
3	3	36 B. NEILA	ESP	Ampito / Pata Prometeon Yamaha	Yamaha YZF-R7	8	SPD	0.170	0.088	1'50.713	212,2	1'53.613	210,5
4	4	64 S. SANCHEZ	ESP	511 Terra&Vita Racing Team	Yamaha YZF-R7	8	SPD	5.379	5.209	1'50.402	213,9	1'53.624	210,1
5	5	8 T. RELPH	AUS	TAYCO Motorsport	Yamaha YZF-R7	8	SPD	5.458	0.079	1'51.995	213,9	1'53.938	210,1
6	8	46 P. RUIZ	ESP	PS Racing Team 46+1	Yamaha YZF-R7	8	SPD	9.150	3.692	1'52.184	213,4	1'54.143	210,1
7	6	96 R. PONZIANI	ITA	Yamaha Motoxracing WCR Team	Yamaha YZF-R7	8	SPD	9.917	0.767	1'51.882	215,6	1'53.997	207,7
8	9	14 M. DOBBS	USA	Sekhmet Motorcycle Racing Team	Yamaha YZF-R7	8	FL	1 Sector	1 Sector	1'53.378	219,1	1'54.877	206,9
9	7	83 A. MADRIGAL	MEX	ITALIKA Racing FIMLA	Yamaha YZF-R7	7	I3	1 Lap	1 Lap	1'53.054	219,1	1'54.109	211,8
10	11	19 A. OUREDNIKOVA	CZE	DaFitMotoracing by Smrz	Yamaha YZF-R7	7	I3	1 Lap	13.982	1'55.148	216,0	1'56.075	202,2
11	12	4 E. BONDI	FRA	YART Zelos Black Knights Team	Yamaha YZF-R7	7	I3	1 Lap	0.292	1'54.780	213,9	1'56.516	204,5
12	14	77 A. SIBAJA	ESP	Deza - Box 77 Racing Team	Yamaha YZF-R7	7	I3	1 Lap	0.509	1'54.907	215,6	1'57.349	205,3
13	23	99 I. CARRENO	CHI	AD78 FIM Latinoamerica by Team GP3	Yamaha YZF-R7	7	I3	1 Lap	0.385	1'55.198	215,1		202,2
14	15	28 O. ONGARO	FRA	Ongaro Racing Team	Yamaha YZF-R7	7	I3	1 Lap	0.077	1'55.764	210,9	1'57.587	204,2
15	16	10 R. YOCHAY	ISR	511 Terra&Vita Racing Team	Yamaha YZF-R7	7	I3	1 Lap	3.177	1'55.741	212,2	1'58.320	203,4
16	19	35 L. KEMMER	AUT	Berti K. Racing Team	Yamaha YZF-R7	7	I3	1 Lap	7.268	1'56.841	211,8	1'59.453	205,3
17	17	15 S. VARON	COL	ITALIKA Racing FIMLA	Yamaha YZF-R7	7	I3	1 Lap	0.312	1'55.812	213,9	1'59.315	199,6
18	20	76 J. HANKS-ELLIOTT	GBR	Sekhmet Motorcycle Racing Team	Yamaha YZF-R7	7	I3	1 Lap	0.987	1'56.683	209,3	2'01.068	201,1
19	21	16 L. MICHEL	GER	TSL-Racing	Yamaha YZF-R7	7	I3	1 Lap	1.378	1'55.552	212,2	2'02.505	204,5
20	18	44 L. HIRANO	JPN	Team Luna	Yamaha YZF-R7	7	I3	1 Lap	2.800	1'57.130	211,8	1'59.421	206,1
21	P 10	52 J. HOWDEN	RSA	Team Trasimeno	Yamaha YZF-R7	7	I3	1 Lap	14.788	1'53.266	214,3	1'55.799	207,3
22	22	27 R. PEIXOTO	POR	RP27	Yamaha YZF-R7	7	I1	1 Lap	2 Sectors	2'04.935	205,3	2'06.283	198,2
-----Not Classified-----													
NC	13	33 C. LIU	TPE	WT Racing Team Taiwan	Yamaha YZF-R7	7				1'54.363	209,7	1'56.925	208,1

AIR	Humidity:	90%	Temp:	21°C
TRACK	Condition:	Dry	Temp:	26°C

Records	Pole [SP]	2024	A.Carrasco	1'51.706	134,775 Km/h
	All Times [SP]	2024	A.Carrasco	1'51.706	134,775 Km/h
Race Fastest Lap	[New Record]	Lap 6	S.Sanchez	1'50.402	136,367 Km/h

LAP LEADERS				
No. Rider	From	To	Laps	Total
22 A. CARRASCO	1	6	6	
6 M. HERRERA	7	7	1	1
22 A. CARRASCO	8	8	1	7

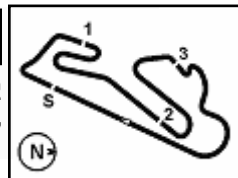
TOTAL LEADER LAPS		
No. Rider	Laps	
6 M. HERRERA	48	
22 A. CARRASCO	36	

12/10/2024 Start End The results are provisional until the end of the time limit for protests and appeals and the completion of the technical checks.

These data/results cannot be reproduced, stored and/or transmitted in whole or in part by any manner of electronic, mechanical, photocopying, recording, broadcasting or otherwise now known or herein after developed without the previous express consent by the copyright owner, except for reproduction in daily press and regular printed publications on sale to the public within 60 days of the event related to those data/results and always provided that copyright symbol appears together as follows below.

© DORNA WSBK ORGANIZATION Srl 2024





Circuito Estoril 4.182 m

Estoril Round, 11-13 October 2024
Results Race 1

Race Highlights

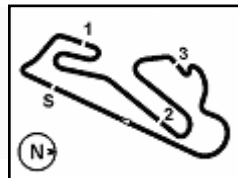
Time	No. Rider	Description
12.24.32		Patches of Water in Turn(s): 1 - 8 - 9 - 10 - 12 - 13
12.30.00		Sighting Lap Started
12.43.19	6 M. HERRERA	#6 Technical Problem - Bike moved to pit lane
12.43.37	6 M. HERRERA	#6 Will start the race from the back of the grid
12.43.46		Warm Up Lap Started
12.46.55		Start of Session
12.47.51	64 S. SANCHEZ	#64 Long Lap Penalty - Irresponsible Riding
12.51.29	52 J. HOWDEN	#52 2X Long Lap Penalty - Jump Start
12.51.54	64 S. SANCHEZ	#64 Long Lap Penalty Completed
12.59.41	52 J. HOWDEN	#52 Ride Through - Ignored 2X Long Lap Penalty
13.01.07		WHITE FLAG
13.01.50		2/3 of Race Distance Completed
13.02.06		RED FLAG
13.02.14	8 T. RELPH	#8 Crashed - Turn 1
13.02.35	33 C. LIU	#33 Crashed - Turn 1
13.02.45	4 E. BONDI	#4 Crashed - Turn 1
13.03.44	4 E. BONDI	#4 Rejoined
13.03.46	8 T. RELPH	#8 Rejoined
13.04.54		Podium Confirmed
13.04.58		Results Under Review
13.07.18	33 C. LIU	Not Classified
13.07.39	33 C. LIU	#33 Not classified - Not entered pit lane within 5 minutes of red flag
13.08.12		End of Session
13.10.37	52 J. HOWDEN	#52 Penalized by 43 seconds - Ignored ride through penalty

12/10/2024 Start End The results are provisional until the end of the time limit for protests and appeals and the completion of the technical checks.

These data/results cannot be reproduced, stored and/or transmitted in whole or in part by any manner of electronic, mechanical, photocopying, recording, broadcasting or otherwise now known or herein after developed without the previous express consent by the copyright owner, except for reproduction in daily press and regular printed publications on sale to the public within 60 days of the event related to those data/results and always provided that copyright symbol appears together as follows below.

© DORNA WSBK ORGANIZATION Srl 2024





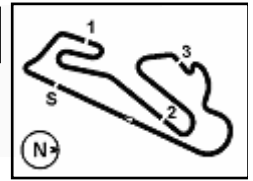
Estoril Round, 11-13 October 2024
Riders Standings

Circuito Estoril 4.182 m

Rider	Points	Points From First	Points From Previous	June 16 MISANO		July 14 DONINGTON PARK		August 11 PORTIMAO		September 22 CREMONA CIRCUIT		October 13 ESTORIL		October 20 JEREZ	
				1	2	1	2	1	2	1	2	1	2	1	2
1 CARRASCO Ana [ESP]	188			20	16	25	20	16	25	16	25	25			
2 HERRERA Maria [ESP]	174	14		2	2	2	2	2	2	2	1	1			
3 SANCHEZ Sara [ESP]	141	47	33	16	20	16	16	20	20	20		13			
4 NEILA Beatriz [ESP]	123	65	18	11	13	20	13	13	13	11	13	16			
5 PONZIANI Roberta [ITA]	98	90	25	13	11	11		10	11	13	20	9			
6 RUIZ Pakita [ESP]	80	108	18	6	7	8	8	11	10	10	10	10			
7 RELPH Tayla [AUS]	65	123	15	4	7	10		8		9	16	11			
8 MADRIGAL Astrid [MEX]	48	140	17	4		3	3	6	9	7	9	7			
9 YOCHAY Ran [ISR]	46	142	2	8	8	10	11	1	4		3	1			
10 ONGARO Ornella [FRA]	42	146	4	9	9			3	8	4	7	2			
11 OUREDNIKOVA Adela [CZE]	33	155	9	3	2	5	6	2	3	1	5	6			
12 LIU Chun Mei [TPE]	31	157	2	9		6		4	5	3	4				
13 MICHEL Lucy [GER]	30	158	1	7	6	1	9		1		6				
14 BONDI Emily [FRA]	30	158	0	1				5		6	5	8	5		
15 CARRENO Isis [CHI]	23	165	7	10	10							3			
16 DOBBS Mallory [USA]	22	166	1	1					7	6		8			
17 LEWIS Avalon [NZL]	19	169	3							8	11				
18 VAN ASWEGEN Nicole [RSA]	17	171	2	5	3	2	7								
19 KEMMER Lena [AUT]	16	172	1	5	4	4			2		1				
20 HIRANO Luna [JPN]	13	175	3	2		2	7			2					
21 SIBAJA Andrea [ESP]	11	177	2					5		2	4				
22 HOWDEN Jessica [RSA]	9	179	2					9							
23 SILFA Krystal [DOM]	1	187	8			1									

12/10/2024 First Line: Championship Standings - Second Line: Ranking Progression
 These data/results cannot be reproduced, stored and/or transmitted in whole or in part by any manner of electronic, mechanical, photocopying, recording, broadcasting or otherwise now known or herein after developed without the previous express consent by the copyright owner, except for reproduction in daily press and regular printed publications on sale to the public within 60 days of the event related to those data/results and always provided that copyright symbol appears together as follows below.
 © DORNA WSBK ORGANIZATION Srl 2024





Circuito Estoril 4.182 m

Estoril Round, 11–13 October 2024
Pirelli Best Lap Award

	Points	Points From First	Points From Previous	June 16 MISANO	July 14 DONINGTON PARK	August 11 PORTIMAO	September 22 CREMONA CIRCUIT	October 13 ESTORIL	October 20 JEREZ								
1 SANCHEZ Sara (ESP)	3					1 1		1									
2 CARRASCO Ana (ESP)	3	0		1	1		1										
3 NEILA Beatriz (ESP)	2	1	1	1	1												
4 PONZIANI Roberta (ITA)	1	2	1				1										

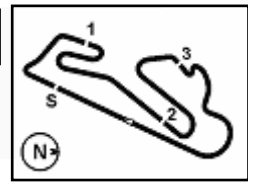
12/10/2024

First Line: Championship Standings - Second Line: Ranking Progression

These data/results cannot be reproduced, stored and/or transmitted in whole or in part by any manner of electronic, mechanical, photocopying, recording, broadcasting or otherwise now known or herein after developed without the previous express consent by the copyright owner, except for reproduction in daily press and regular printed publications on sale to the public within 60 days of the event related to those data/results and always provided that copyright symbol appears together as follows below.

© DORNA WSBK ORGANIZATION Srl 2024





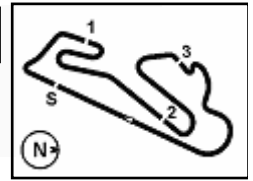
Estoril Round, 11-13 October 2024
Best Finish Award Race 1

Circuito Estoril 4.182 m

	Points	Points From First	Points From Previous	June 16 MISANO	July 14 DONINGTON PARK	August 11 PORTIMAO	September 22 CREMONA CIRCUIT	October 13 ESTORIL	October 20 JEREZ											
1 ONGARO Ornella [FRA]	34			<u>3</u> 7	<u>3</u> 7	<u>8</u> 13	<u>13</u> 8	<u>1</u> 12	<u>6</u> 9											
2 HIRANO Luna [JPN]	34	0		<u>5</u> 14	<u>5</u> 16	<u>1</u> 14	<u>7</u> 9	<u>6</u> 17	<u>5</u> 18	<u>5</u> 14										
3 YOCHAY Ran [ISR]	26	8	8	<u>1</u> 8	<u>3</u> 6	<u>2</u> 5	<u>5</u> 15	<u>8</u> 12	<u>1</u> 16	<u>6</u> 13										
4 BONDI Emily [FRA]	25	9	1	<u>5</u> 15	<u>7</u> 11	<u>8</u> 10	<u>1</u> 11	<u>4</u> 8												
5 SIBAJA Andrea [ESP]	21	13	4	<u>1</u> 16	<u>1</u> 19	<u>4</u> 19	<u>6</u> 16	<u>1</u> 11	<u>6</u> 16	<u>14</u>										
6 MICHEL Lucy [GER]	18	16	3	<u>1</u> 10	<u>3</u> 7	<u>6</u> 16	<u>7</u> 15	<u>1</u> 10												
7 LIU Chun Mei [TPE]	18	16	0	<u>3</u> 7	<u>5</u> 10	<u>1</u> 12	<u>2</u> 11	<u>1</u> 13	<u>6</u> 12											
8 SILFA Krystal [DOM]	13	21	5	<u>5</u> 17	<u>3</u> 20	<u>1</u> 18	<u>4</u> 15													
9 VAN ASWEGEN Nicole [RSA]	12	22	1	<u>4</u> 11	<u>2</u> 16	<u>4</u> 14	<u>2</u> 9													
10 CARRENO Isis [CHI]	9	25	3	<u>1</u> 6				<u>8</u> 13												
11 RUIZ Pakita [ESP]	9	25	0	<u>1</u> 10			<u>5</u> 5	<u>1</u> 6	<u>2</u> 6											
12 BRAMATO Irene [ITA]	8	26	1				<u>2</u> 18	<u>6</u> 16												
13 DOBBS Mallory [USA]	8	26	0	<u>1</u> 15			<u>6</u> 9	<u>1</u> 8												
14 RELPH Tayla [AUS]	8	26	0	<u>2</u> 12			<u>1</u> 8	<u>5</u> 3												
15 MADRIGAL Astrid [MEX]	8	26	0	<u>1</u> 12	<u>1</u> 13		<u>3</u> 7	<u>1</u> 9	<u>2</u> 7											
16 OUREDNIKOVA Adela [CZE]	7	27	1	<u>1</u> 13	<u>1</u> 14	<u>1</u> 11	<u>2</u> 10	<u>2</u> 11												
17 CARRASCO Ana [ESP]	6	28	1			<u>2</u> 2	<u>3</u> 1	<u>1</u> 1												
18 NEILA Beatriz [ESP]	6	28	0	<u>1</u> 4	<u>3</u> 2			<u>1</u> 5	<u>1</u> 4											
19 HERRERA Maria [ESP]	5	29	1	<u>3</u> 1	<u>1</u> 1			<u>1</u> 1												
20 WHITMORE Alyssia [GBR]	3	31	2	<u>3</u> 18																
21 PONZIANI Roberta [ITA]	3	31	0	<u>1</u> 4			<u>2</u> 5													
22 KEMMER Lena [AUT]	3	31	0	<u>1</u> 11				<u>1</u> 15	<u>1</u> 16											
23 LEWIS Avalon [NZL]	2	32	1					<u>2</u> 5												
24 BARBERA Beatrice [ITA]	2	32	0	<u>2</u> 17																

12/10/2024 First Line: Championship Standings - Second Line: Race Position - Underline: Best Finisher
These data/results cannot be reproduced, stored and/or transmitted in whole or in part by any manner of electronic, mechanical, photocopying, recording, broadcasting or otherwise now known or herein after developed without the previous express consent by the copyright owner, except for reproduction in daily press and regular printed publications on sale to the public within 60 days of the event related to those data/results and always provided that copyright symbol appears together as follows below.
© DORNA WSBK ORGANIZATION Srl 2024





Estoril Round, 11–13 October 2024
Best Finish Award Race 1

	Points	Points From First	Points From Previous	June 16 MISANO	July 14 DONINGTON PARK	August 11 PORTIMAO	September 22 CREMONA CIRCUIT	October 13 ESTORIL	October 20 JEREZ									
25 SANCHEZ Sara [ESP]	2	32	0			1 2	1 2											
26 HOWDEN Jessica [RSA]	1	33	1			1 7												
27 VARON Sara [COL]	1	33	0			1 18												

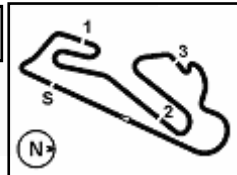
12/10/2024

First Line: Championship Standings - Second Line: Race Position - Underline: Best Finisher

These data/results cannot be reproduced, stored and/or transmitted in whole or in part by any manner of electronic, mechanical, photocopying, recording, broadcasting or otherwise now known or herein after developed without the previous express consent by the copyright owner, except for reproduction in daily press and regular printed publications on sale to the public within 60 days of the event related to those data/results and always provided that copyright symbol appears together as follows below.

© DORNA WSBK ORGANIZATION Srl 2024





Circuito Estoril 4.182 m

**Estoril Round, 11-13 October 2024
Best Sectors & Speed Race 1**

RESULTS			LL	Int.
1	14	M. DOBBS	8	FL
2	22	A. CARRASCO	8	SPD
3	6	M. HERRERA	8	SPD
4	36	B. NEILA	8	SPD
5	64	S. SANCHEZ	8	SPD
6	8	T. RELPH	8	SPD
7	46	P. RUIZ	8	SPD
8	96	R. PONZIANI	8	SPD
9	83	A. MADRIGAL	7	I3
10	19	A. OUREDNICKOVA	7	I3
11	4	E. BONDI	7	I3
12	77	A. SIBAJA	7	I3
13	99	I. CARRENO	7	I3
14	28	D. ONGARO	7	I3
15	10	R. YOCHAY	7	I3
16	35	L. KEMMER	7	I3
17	15	S. VARON	7	I3
18	76	J. HANKS-ELLIOTT	7	I3
19	16	L. MICHEL	7	I3
20	44	L. HIRANO	7	I3
21	52	J. HOWDEN	7	I3
22	27	R. PEIXOTO	7	I1
NC	33	C. LIU	7	

SPEED			
1	83	A. MADRIGAL	219,1
2	14	M. DOBBS	219,1
3	19	A. OUREDNICKOVA	216,0
4	96	R. PONZIANI	215,6
5	77	A. SIBAJA	215,6
6	6	M. HERRERA	215,1
7	99	I. CARRENO	215,1
8	52	J. HOWDEN	214,3
9	64	S. SANCHEZ	213,9
10	8	T. RELPH	213,9
11	4	E. BONDI	213,9
12	15	S. VARON	213,9
13	46	P. RUIZ	213,4
14	10	R. YOCHAY	212,2
15	36	B. NEILA	212,2
16	16	L. MICHEL	212,2
17	44	L. HIRANO	211,8
18	35	L. KEMMER	211,8
19	28	D. ONGARO	210,9
20	22	A. CARRASCO	209,7
21	33	C. LIU	209,7
22	76	J. HANKS-ELLIOTT	209,3
23	27	R. PEIXOTO	205,3

SEG. 1	
1	64 S. SANCHEZ 22.798
2	96 R. PONZIANI 22.950
3	46 P. RUIZ 23.057
4	6 M. HERRERA 23.071
5	22 A. CARRASCO 23.075
6	36 B. NEILA 23.078
7	8 T. RELPH 23.368
8	14 M. DOBBS 23.387
9	83 A. MADRIGAL 23.415
10	4 E. BONDI 23.544
11	52 J. HOWDEN 23.573
12	33 C. LIU 23.655
13	77 A. SIBAJA 23.830
14	99 I. CARRENO 24.016
15	19 A. OUREDNICKOVA 24.069
16	28 D. ONGARO 24.092
17	15 S. VARON 24.168
18	76 J. HANKS-ELLIOTT 24.174
19	10 R. YOCHAY 24.175
20	44 L. HIRANO 24.242
21	35 L. KEMMER 24.260
22	16 L. MICHEL 24.595
23	27 R. PEIXOTO 26.158

SEG. 2	
1	36 B. NEILA 27.352
2	6 M. HERRERA 27.370
3	64 S. SANCHEZ 27.407
4	22 A. CARRASCO 27.445
5	96 R. PONZIANI 27.540
6	8 T. RELPH 27.574
7	46 P. RUIZ 27.591
8	52 J. HOWDEN 27.803
9	83 A. MADRIGAL 27.852
10	19 A. OUREDNICKOVA 27.985
11	14 M. DOBBS 28.018
12	16 L. MICHEL 28.102
13	28 D. ONGARO 28.106
14	77 A. SIBAJA 28.196
15	4 E. BONDI 28.208
16	33 C. LIU 28.225
17	99 I. CARRENO 28.251
18	10 R. YOCHAY 28.316
19	76 J. HANKS-ELLIOTT 28.414
20	15 S. VARON 28.571
21	35 L. KEMMER 28.808
22	44 L. HIRANO 28.823
23	27 R. PEIXOTO 30.474

SEG. 3	
1	6 M. HERRERA 25.163
2	22 A. CARRASCO 25.311
3	64 S. SANCHEZ 25.355
4	36 B. NEILA 25.397
5	8 T. RELPH 25.584
6	96 R. PONZIANI 25.694
7	83 A. MADRIGAL 25.908
8	46 P. RUIZ 25.921
9	14 M. DOBBS 26.101
10	52 J. HOWDEN 26.241
11	33 C. LIU 26.434
12	19 A. OUREDNICKOVA 26.587
13	10 R. YOCHAY 26.694
14	4 E. BONDI 26.718
15	15 S. VARON 26.737
16	99 I. CARRENO 26.747
17	16 L. MICHEL 26.749
18	28 D. ONGARO 26.823
19	77 A. SIBAJA 26.836
20	35 L. KEMMER 26.985
21	44 L. HIRANO 27.023
22	76 J. HANKS-ELLIOTT 27.043
23	27 R. PEIXOTO 28.872

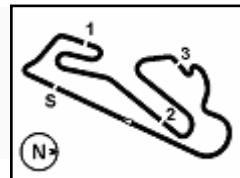
SEG. 4	
1	36 B. NEILA 34.757
2	64 S. SANCHEZ 34.794
3	6 M. HERRERA 34.834
4	22 A. CARRASCO 34.980
5	46 P. RUIZ 35.123
6	8 T. RELPH 35.154
7	96 R. PONZIANI 35.318
8	83 A. MADRIGAL 35.361
9	14 M. DOBBS 35.504
10	52 J. HOWDEN 35.525
11	99 I. CARRENO 35.736
12	77 A. SIBAJA 35.844
13	4 E. BONDI 35.916
14	19 A. OUREDNICKOVA 35.937
15	33 C. LIU 35.942
16	16 L. MICHEL 36.031
17	28 D. ONGARO 36.253
18	15 S. VARON 36.336
19	35 L. KEMMER 36.396
20	76 J. HANKS-ELLIOTT 36.450
21	10 R. YOCHAY 36.477
22	44 L. HIRANO 36.680
23	27 R. PEIXOTO 38.882

12/10/2024

These data/results cannot be reproduced, stored and/or transmitted in whole or in part by any manner of electronic, mechanical, photocopying, recording, broadcasting or otherwise now known or herein after developed without the previous express consent by the copyright owner, except for reproduction in daily press and regular printed publications on sale to the public within 60 days of the event related to those data/results and always provided that copyright symbol appears together as follows below.

© DORNA WSBK ORGANIZATION Srl 2024





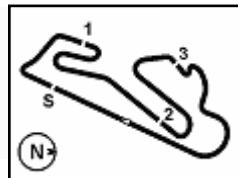
Circuito Estoril 4.182 m

Estoril Round, 11-13 October 2024
Lap Chart Race 1

	Lap							
	1	2	3	4	5	6	7	8
1	22	22	22	22	22	22	6	22
2	36	8	6	6	6	6	22	6
3	8	36	36	36	36	36	36	36
4	64	64	8	8	8	8	8	64
5	6	6	46	64	64	64	64	8
6	52	52	64	46	46	96	96	46
7	46	46	52	96	96	46	46	96
8	96	96	96	52	14	14	83	14
9	14	14	14	14	52	52	14	
10	83	83	83	83	83	83	52	
11	33	33	33	33	33	33	33	
12	28	28	28	28	28	28	4	
13	4	4	4	99	4	19	19	
14	44	19	77	4	99	4	28	
15	19	44	99	77	19	99	77	
16	77	77	19	19	77	77	99	
17	99	99	10	10	10	10	10	
18	10	10	44	44	35	35	76	
19	35	35	35	35	44	76	35	
20	76	76	76	76	76	15	15	
21	15	15	15	15	15	44	16	
22	16	16	16	16	16	16	44	
23	27	27	27	27	27	27	27	

12/10/2024
 These data/results cannot be reproduced, stored and/or transmitted in whole or in part by any manner of electronic, mechanical, photocopying, recording, broadcasting or otherwise now known or herein after developed without the previous express consent by the copyright owner, except for reproduction in daily press and regular printed publications on sale to the public within 60 days of the event related to those data/results and always provided that copyright symbol appears together as follows below.
 © DORNA WSBK ORGANIZATION Srl 2024





Circuito Estoril 4.182 m

Estoril Round, 11-13 October 2024

Lap Chart Race 1

Lap 1

1	22	A.Carrasco	1'57.293
2	36	B.Neila	0.106
3	8	T.Relph	0.195
4	64	S.Sanchez	0.842
5	6	M.Herrera	1.226
6	52	J.Howden	1.722
7	46	P.Ruiz	2.488
8	96	R.Ponziani	2.778
9	14	M.Dobbs	2.952
10	83	A.Madrigal	3.154
11	33	C.Liu	4.224
12	28	O.Ongaro	4.813
13	4	E.Bondi	5.064
14	44	L.Hirano	5.548
15	19	A.Durednickova	5.761
16	77	A.Sibaja	6.121
17	99	I.Carreno	6.628
18	10	R.Yochay	7.469
19	35	L.Kemmer	8.090
20	76	J.Hanks-Elliott	8.136
21	15	S.Varon	8.640
22	16	L.Michel	10.038
23	27	R.Peixoto	13.939

Lap 2

1	22	A.Carrasco	3'49.790
2	8	T.Relph	0.439
3	36	B.Neila	0.713
4	64	S.Sanchez	0.717
5	6	M.Herrera	0.767
6	52	J.Howden	2.491
7	46	P.Ruiz	2.696
8	96	R.Ponziani	3.471
9	14	M.Dobbs	4.303
10	83	A.Madrigal	4.749
11	33	C.Liu	6.560
12	28	O.Ongaro	8.251
13	4	E.Bondi	9.304
14	19	A.Durednickova	10.177
15	44	L.Hirano	10.181
16	77	A.Sibaja	10.227
17	99	I.Carreno	10.525
18	10	R.Yochay	11.789
19	35	L.Kemmer	13.355
20	76	J.Hanks-Elliott	13.395
21	15	S.Varon	13.923
22	16	L.Michel	16.683
23	27	R.Peixoto	26.377

Lap 3

1	22	A.Carrasco	5'41.118
2	6	M.Herrera	0.304
3	36	B.Neila	1.331
4	8	T.Relph	1.764
5	46	P.Ruiz	4.157
6	64	S.Sanchez	4.589
7	52	J.Howden	4.652
8	96	R.Ponziani	5.036
9	14	M.Dobbs	6.353
10	83	A.Madrigal	7.001
11	33	C.Liu	10.123
12	28	O.Ongaro	12.995
13	4	E.Bondi	14.691
14	77	A.Sibaja	14.691
15	99	I.Carreno	14.892
16	19	A.Durednickova	14.897
17	10	R.Yochay	16.991
18	44	L.Hirano	17.039
19	35	L.Kemmer	19.518
20	76	J.Hanks-Elliott	20.341
21	15	S.Varon	20.723
22	16	L.Michel	23.993

23	27	R.Peixoto	40.714
----	----	-----------	--------

Lap 4

1	22	A.Carrasco	7'32.284
2	6	M.Herrera	0.089
3	36	B.Neila	1.047
4	8	T.Relph	2.604
5	64	S.Sanchez	5.401
6	46	P.Ruiz	5.983
7	96	R.Ponziani	6.618
8	52	J.Howden	8.572
9	14	M.Dobbs	8.577
10	83	A.Madrigal	8.889
11	33	C.Liu	14.019
12	28	O.Ongaro	17.787
13	99	I.Carreno	19.402
14	4	E.Bondi	19.441
15	77	A.Sibaja	19.742
16	19	A.Durednickova	19.774
17	10	R.Yochay	21.761
18	44	L.Hirano	24.001
19	35	L.Kemmer	26.242
20	76	J.Hanks-Elliott	26.574
21	15	S.Varon	26.826
22	16	L.Michel	30.005
23	27	R.Peixoto	54.590

Lap 5

1	22	A.Carrasco	9'23.370
2	6	M.Herrera	0.054
3	36	B.Neila	0.674
4	8	T.Relph	3.513
5	64	S.Sanchez	6.337
6	46	P.Ruiz	7.437
7	96	R.Ponziani	7.498
8	14	M.Dobbs	11.036
9	52	J.Howden	11.253
10	83	A.Madrigal	11.430
11	33	C.Liu	18.275
12	28	O.Ongaro	22.998
13	4	E.Bondi	23.786
14	99	I.Carreno	23.831
15	19	A.Durednickova	23.923
16	77	A.Sibaja	24.518
17	10	R.Yochay	26.525
18	35	L.Kemmer	31.997
19	44	L.Hirano	32.009
20	76	J.Hanks-Elliott	32.409
21	15	S.Varon	32.831
22	16	L.Michel	35.277
23	27	R.Peixoto	1'08.910

Lap 6

1	22	A.Carrasco	11'14.354
2	6	M.Herrera	0.058
3	36	B.Neila	0.676
4	8	T.Relph	4.892
5	64	S.Sanchez	5.755
6	96	R.Ponziani	8.396
7	46	P.Ruiz	8.637
8	14	M.Dobbs	14.606
9	52	J.Howden	15.269
10	83	A.Madrigal	15.400
11	33	C.Liu	22.138
12	28	O.Ongaro	28.051
13	19	A.Durednickova	28.087
14	4	E.Bondi	28.213
15	99	I.Carreno	28.681
16	77	A.Sibaja	28.939
17	10	R.Yochay	31.282
18	35	L.Kemmer	37.894
19	76	J.Hanks-Elliott	38.270
20	15	S.Varon	39.324

21	44	L.Hirano	39.368
----	----	----------	--------

22	16	L.Michel	40.585
----	----	----------	--------

23	27	R.Peixoto	1'23.517
----	----	-----------	----------

Lap 7

1	6	M.Herrera	13'05.402
2	22	A.Carrasco	0.027
3	36	B.Neila	0.646
4	8	T.Relph	6.300
5	64	S.Sanchez	6.849
6	96	R.Ponziani	9.979
7	46	P.Ruiz	10.051
8	83	A.Madrigal	17.831
9	14	M.Dobbs	17.831
10	52	J.Howden	18.147
11	33	C.Liu	25.453
12	4	E.Bondi	31.945
13	19	A.Durednickova	32.199
14	28	O.Ongaro	32.767
15	77	A.Sibaja	32.798
16	99	I.Carreno	32.831
17	10	R.Yochay	36.739
18	76	J.Hanks-Elliott	43.905
19	35	L.Kemmer	43.907
20	15	S.Varon	44.088
21	16	L.Michel	45.089
22	44	L.Hirano	48.027
23	27	R.Peixoto	1'39.595

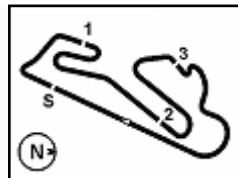
Lap 8

1	22	A.Carrasco	14'58.854
2	6	M.Herrera	0.215
3	36	B.Neila	0.274
4	64	S.Sanchez	5.455
5	8	T.Relph	5.509
6	46	P.Ruiz	9.129
7	96	R.Ponziani	9.964
8	14	M.Dobbs	21.191

12/10/2024

These data/results cannot be reproduced, stored and/or transmitted in whole or in part by any manner of electronic, mechanical, photocopying, recording, broadcasting or otherwise now known or herein after developed without the previous express consent by the copyright owner, except for reproduction in daily press and regular printed publications on sale to the public within 60 days of the event related to those data/results and always provided that copyright symbol appears together as follows below.

© DORNA WSBK ORGANIZATION Srl 2024



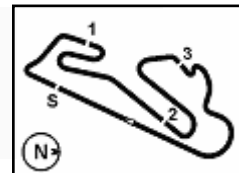
Estoril Round, 11-13 October 2024
Lap Chart Race 1

Race Pace Comparison

	22 Car	6 Her	36 Nei	64 San	8 Rel	46 Rui	96 Pon	14 Dob	83 Mad	19 Our	4 Bon	77 Sib	99 Cal	28 Ong
1	1'57.293	1'58.519	1'57.399	1'58.135	1'57.488	1'59.781	2'00.071	2'00.245	2'00.447	2'03.054	2'02.357	2'03.414	2'03.921	2'02.106
2	1'52.497	1'52.038	1'53.104	1'52.372	1'52.741	1'52.705	1'53.190	1'53.848	1'54.092	1'56.913	1'56.737	1'56.603	1'56.394	1'55.935
3	1'51.328	1'50.865	1'51.946	1'55.200	1'52.653	1'52.789	1'52.893	1'53.378	1'53.580	1'56.048	1'56.715	1'55.792	1'55.695	1'56.072
4	1'51.166	1'50.951	1'50.882	1'51.978	1'52.006	1'52.992	1'52.748	1'53.390	1'53.054	1'56.043	1'55.916	1'56.217	1'55.676	1'55.958
5	1'51.086	1'51.051	1'50.713	1'52.022	1'51.995	1'52.540	1'51.966	1'53.545	1'53.627	1'55.235	1'55.431	1'55.862	1'55.515	1'56.297
6	1'50.984	1'50.988	1'50.986	1'50.402	1'52.363	1'52.184	1'51.882	1'54.554	1'54.954	1'55.148	1'55.411	1'55.405	1'55.834	1'56.037
7	1'51.075	1'50.990	1'51.018	1'52.142	1'52.456	1'52.462	1'52.631	1'54.273	1'53.479	1'55.160	1'54.780	1'54.907	1'55.198	1'55.764
8	1'53.425	1'53.667	1'53.080	1'52.058	1'52.661	1'52.530	1'53.437	1'56.812						

	33 Liu	10 Yoc	35 Kem	15 Var	76 Han	16 Mic	44 Hir	52 How	27 Pei
1	2'01.517	2'04.762	2'05.383	2'05.933	2'05.429	2'07.331	2'02.841	1'59.015	2'11.232
2	1'54.833	1'56.817	1'57.762	1'57.780	1'57.756	1'59.142	1'57.130	1'53.266	2'04.935
3	1'54.891	1'56.530	1'57.491	1'58.128	1'58.274	1'58.638	1'58.186	1'53.489	2'05.665
4	1'55.062	1'55.936	1'57.890	1'57.269	1'57.399	1'57.178	1'58.128	1'55.086	2'05.042
5	1'55.342	1'55.850	1'56.841	1'57.091	1'56.921	1'56.358	1'59.094	1'53.767	2'05.406
6	1'54.847	1'55.741	1'56.881	1'57.477	1'56.845	1'56.292	1'58.343	1'55.000	2'05.591
7	1'54.363	1'56.505	1'57.061	1'55.812	1'56.683	1'55.552	1'59.707	1'53.926	2'07.126

12/10/2024
These data/results cannot be reproduced, stored and/or transmitted in whole or in part by any manner of electronic, mechanical, photocopying, recording, broadcasting or otherwise now known or herein after developed without the previous express consent by the copyright owner, except for reproduction in daily press and regular printed publications on sale to the public within 60 days of the event related to those data/results and always provided that copyright symbol appears together as follows below.
© DORNA WSBK ORGANIZATION Srl 2024



Circuito Estoril 4.182 m

1 / 3

Estoril Round, 11–13 October 2024
Chronological Analysis Race 1

Start at 12:46'43.978

1° 22 A. CARRASCO [1'50.984]							
Lap	Seg.1	Seg.2	Seg.3	Seg.4	Lap Time	km/h	Local Time
1		28.095	26.058	35.593	1'57.293		12:48'41.271
2	23.854	27.833	25.674	35.136	1'52.497	209,7	12:50'33.768
3	23.305	27.637	25.311	35.075	1'51.328	207,7	12:52'25.096
4	23.157	27.511	25.412	35.086	1'51.166	206,9	12:54'16.262
5	23.151	27.509	25.416	35.010	1'51.086	207,3	12:56'07.348
6	23.075	27.463	25.466	34.980	1'50.984	209,7	12:57'58.332
7	23.153	27.445	25.446	35.031	1'51.075	207,7	12:59'49.407
8	23.283	27.978	26.212	35.952	1'53.425	206,9	13:01'42.832
9					206,1		

Last Passing Point SPD at 13:01'46.883

2° 6 M. HERRERA [1'50.865]							
Lap	Seg.1	Seg.2	Seg.3	Seg.4	Lap Time	km/h	Local Time
1		27.787	25.824	35.273	1'58.519		12:48'42.497
2	23.146	27.812	26.020	35.060	1'52.038	215,1	12:50'34.535
3	23.168	27.490	25.163	35.044	1'50.865	210,9	12:52'25.400
4	23.071	27.432	25.567	34.881	1'50.951	210,9	12:54'16.351
5	23.366	27.394	25.457	34.834	1'51.051	208,9	12:56'07.402
6	23.210	27.370	25.535	34.873	1'50.988	206,9	12:57'58.390
7	23.203	27.451	25.451	34.885	1'50.990	207,3	12:59'49.380
8	23.480	27.917	26.413	35.857	1'53.667	204,9	13:01'43.047
9					211,8		

Last Passing Point SPD at 13:01'46.965

3° 36 B. NEILA [1'50.713]							
Lap	Seg.1	Seg.2	Seg.3	Seg.4	Lap Time	km/h	Local Time
1		27.980	26.219	35.452	1'57.399		12:48'41.377
2	23.895	27.866	26.082	35.261	1'53.104	208,9	12:50'34.481
3	23.533	27.756	25.619	35.038	1'51.946	211,8	12:52'26.427
4	23.215	27.417	25.493	34.757	1'50.882	208,9	12:54'17.309
5	23.171	27.352	25.397	34.793	1'50.713	209,3	12:56'08.022
6	23.078	27.366	25.533	35.009	1'50.986	212,2	12:57'59.008
7	23.252	27.439	25.402	34.925	1'51.018	210,5	12:59'50.026
8	23.303	27.631	26.434	35.712	1'53.080	211,8	13:01'43.106
9					209,3		

Last Passing Point SPD at 13:01'47.053

4° 64 S. SANCHEZ [1'50.402]							
Lap	Seg.1	Seg.2	Seg.3	Seg.4	Lap Time	km/h	Local Time
1		28.187	26.286	35.497	1'58.135		12:48'42.113
2	23.304	27.894	26.051	35.123	1'52.372	213,4	12:50'34.485
3	23.387	27.939	28.566	35.308	1'55.200	209,3	12:52'29.685
4	23.350	27.695	25.784	35.149	1'51.978	213,9	12:54'21.663
5	23.364	27.710	25.813	35.135	1'52.022	209,3	12:56'13.685
6	22.798	27.407	25.355	34.842	1'50.402	210,5	12:58'04.087
7	22.872	27.493	26.983	34.794	1'52.142	210,9	12:59'56.229
8	23.006	27.694	26.135	35.223	1'52.058	211,8	13:01'48.287
9					210,1		

Last Passing Point SPD at 13:01'52.262

5° 8 T. RELPH [1'51.995]							
Lap	Seg.1	Seg.2	Seg.3	Seg.4	Lap Time	km/h	Local Time
1		27.877	26.422	35.154	1'57.488		12:48'41.466
2	23.486	27.940	26.057	35.258	1'52.741	213,9	12:50'34.207
3	23.471	27.923	26.085	35.174	1'52.653	210,9	12:52'26.860
4	23.368	27.624	25.668	35.346	1'52.006	212,2	12:54'18.866
5	23.398	27.595	25.695	35.307	1'51.995	208,9	12:56'10.861
6	23.866	27.574	25.584	35.339	1'52.363	209,3	12:58'03.224
7	23.556	27.630	25.800	35.470	1'52.456	209,7	12:59'55.680
8	23.409	27.684	26.038	35.530	1'52.661	209,3	13:01'48.341
9					210,5		

Last Passing Point SPD at 13:01'52.341

6° 46 P. RUIZ [1'52.184]							
Lap	Seg.1	Seg.2	Seg.3	Seg.4	Lap Time	km/h	Local Time
1							
2							
3							
4							
5							
6							
7							
8							
9							

12/10/2024 P = Pits In/Dut - C = Lap Time Cancelled

These data/results cannot be reproduced, stored and/or transmitted in whole or in part by any manner of electronic, mechanical, photocopying, recording, broadcasting or otherwise now known or herein after developed without the previous express consent by the copyright owner, except for reproduction in daily press and regular printed publications on sale to the public within 60 days of the event related to those data/results and always provided that copyright symbol appears together as follows below.

© DORNA WSBK ORGANIZATION Srl 2024

1		28.528	26.494	35.830	1'59.781		12:48'43.759
2	23.628	27.725	25.924	35.428	1'52.705	208,5	12:50'36.464
3	23.297	27.818	26.149	35.525	1'52.789	213,4	12:52'29.253
4	23.664	27.897	26.161	35.270	1'52.992	204,5	12:54'22.245
5	23.322	27.729	25.922	35.567	1'52.540	206,9	12:56'14.785
6	23.353	27.591	26.002	35.238	1'52.184	208,1	12:58'06.969
7	23.618	27.800	25.921	35.123	1'52.462	211,8	12:59'59.431
8	23.057	27.882	26.053	35.538	1'52.530	210,9	13:01'51.961
9						204,9	

Last Passing Point SPD at 13:01'56.033

7° 96 R. PONZIANI [1'51.882]							
Lap	Seg.1	Seg.2	Seg.3	Seg.4	Lap Time	km/h	Local Time
1		28.340	26.650	36.572	2'00.071		12:48'44.049
2	23.644	27.884	26.062	35.600	1'53.190	215,6	12:50'37.239
3	23.274	27.895	26.328	35.396	1'52.893	210,9	12:52'30.132
4	23.660	27.878	25.892	35.318	1'52.748	212,6	12:54'22.880
5	23.104	27.540	25.949	35.373	1'51.966	211,8	12:56'14.846
6	22.950	27.654	25.694	35.584	1'51.882	213,9	12:58'06.728
7	23.489	27.621	26.002	35.519	1'52.631	209,3	12:59'59.359
8	23.178	28.178	26.401	35.680	1'53.437	208,5	13:01'52.796
9						208,1	

Last Passing Point SPD at 13:01'56.800

8° 14 M. DOBBS [1'53.378]							
Lap	Seg.1	Seg.2	Seg.3	Seg.4	Lap Time	km/h	Local Time
1		28.479	26.725	36.087	2'00.245		12:48'44.223
2	23.752	28.018	26.352	35.726	1'53.848	219,1	12:50'38.071
3	23.594	28.179	26.101	35.504	1'53.378	210,1	12:52'31.449
4	23.387	28.285	26.161	35.557	1'53.390	210,1	12:54'24.839
5	23.563	28.062	26.119	35.801	1'53.545	208,1	12:56'18.384
6	24.227	28.490	26.121	35.716	1'54.554	207,7	12:58'12.938
7	23.813	28.304	26.428	35.728	1'54.273	205,7	13:00'07.211
8	24.406	28.874	27.352	36.180	1'56.812	201,9	13:02'04.023
9							

Last Passing Point FL at 13:02'04.023

9° 83 A. MADRIGAL [1'53.054]							
Lap	Seg.1	Seg.2	Seg.3	Seg.4	Lap Time	km/h	Local Time
1		28.454	26.607	35.981	2'00.447		12:48'44.425
2	24.034	28.132	26.133	35.793	1'54.092	219,1	12:50'38.517
3	23.810	27.966	25.991	35.813	1'53.580	212,2	12:52'32.097
4	23.894	27.891	25.908	35.361	1'53.054	209,7	12:54'25.151
5	24.044	27.896	26.148	35.539	1'53.627	213,9	12:56'18.778
6	24.248	28.337	26.600	35.769	1'54.954	217,7	12:58'13.732
7	23.415	27.852	26.157	36.055	1'53.479	216,0	13:00'07.211
8	24.160	29.623	28.224			202,2	
9							

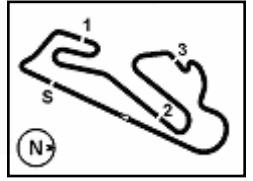
Last Passing Point I3 at 13:01'29.218

10° 19 A. OUREDNIKOVA [1'55.148]							
Lap	Seg.1	Seg.2	Seg.3	Seg.4	Lap Time	km/h	Local Time
1		28.861	27.246	36.466	2'03.054		12:48'47.032
2	24.292	28.662	27.329	36.630	1'56.913	216,0	12:50'43.945
3	24.396	28.237	27.091	36.324	1'56.048	210,1	12:52'39.993
4	24.739	28.113	27.254	35.937	1'56.043	204,2	12:54'36.036
5	24.069	28.086	26.860	36.220	1'55.235	210,5	12:56'31.271
6	24.172	28.260	26.587	36.129	1'55.148	211,4	12:58'26.419
7	24.154	27.985	26.897	36.124	1'55.160	207,7	13:00'21.579
8	24.370	29.118	28.133			209,7	
9							

Last Passing Point I3 at 13:01'43.200

11° 4 E. BONDI [1'54.780]							
Lap	Seg.1	Seg.2	Seg.3	Seg.4	Lap Time	km/h	Local Time
1		28.963	26.964	36.472	2'02.357		12:48'46.335
2	24.139	28.971	26.972	36.655	1'56.737	213,9	12:50'43.072
3	24.197	28.632	27.061	36.825	1'56.715	203,8	12:52'39.787
4	24.168	28.397	26.992	36.359	1'55.916	202,6	12:54'35.703
5	23.766	28.208	26.718	36.739	1'55.431	209,3	12:56'31.134
6							
7							
8							
9							





Circuito Estoril 4.182 m

Estoril Round, 11-13 October 2024
Chronological Analysis Race 1

Start at 12:46'43.978

2 / 3

6	24.089	28.379	27.027	35.916	1'55.411	206,5	12:58'26.545	1		29.607	27.987	36.829	2'05.933		12:48'49.911
7	23.544	28.234	26.895	36.107	1'54.780	213,0	13:00'21.325	2	24.664	28.857	27.409	36.850	1'57.780	213,9	12:50'47.691
8	24.907	29.445	27.815			202,6		3	24.601	28.840	27.310	37.377	1'58.128	209,7	12:52'45.819

Last Passing Point I3 at 13:01'43.492

12° 77 A. SIBAJA [1'54.907]							
Lap	Seg1	Seg2	Seg3	Seg4	Lap Time	km/h	Local Time
1		29.023	27.267	36.406	2'03.414		12:48'47.392
2	24.261	28.681	27.268	36.393	1'56.603	215,1	12:50'43.995
3	24.111	28.458	26.899	36.324	1'55.792	209,3	12:52'39.787
4	24.720	28.311	27.072	36.114	1'56.217	203,8	12:54'36.004
5	24.555	28.288	26.836	36.183	1'55.862	211,8	12:56'31.866
6	24.031	28.441	27.089	35.844	1'55.405	211,4	12:58'27.271
7	23.830	28.196	26.914	35.967	1'54.907	215,6	13:00'22.178
8	24.492	29.547	27.784			205,7	

Last Passing Point I3 at 13:01'44.001

13° 99 I. CARRENO [1'55.198]							
Lap	Seg1	Seg2	Seg3	Seg4	Lap Time	km/h	Local Time
1		29.116	27.321	36.288	2'03.921		12:48'47.899
2	24.022	28.709	27.221	36.442	1'56.394	211,4	12:50'44.293
3	24.373	28.640	26.756	35.926	1'55.695	215,1	12:52'39.988
4	24.132	28.449	26.982	36.113	1'55.676	214,3	12:54'35.664
5	24.016	28.410	26.806	36.283	1'55.515	207,3	12:56'31.179
6	24.409	28.600	26.747	36.078	1'55.834	210,1	12:58'27.013
7	24.302	28.251	26.909	35.736	1'55.198	212,2	13:00'22.211
8	24.265	29.672	28.238			209,7	

Last Passing Point I3 at 13:01'44.586

14° 28 O. ONGARO [1'55.764]							
Lap	Seg1	Seg2	Seg3	Seg4	Lap Time	km/h	Local Time
1		28.770	26.882	36.803	2'02.106		12:48'46.084
2	24.146	28.486	26.823	36.480	1'55.935	210,9	12:50'42.019
3	24.132	28.454	26.929	36.557	1'56.072	205,7	12:52'38.091
4	24.165	28.475	26.824	36.494	1'55.958	204,9	12:54'34.049
5	24.212	28.353	27.016	36.716	1'56.297	204,5	12:56'30.346
6	24.092	28.484	26.985	36.476	1'56.037	204,5	12:58'26.383
7	24.410	28.106	26.995	36.253	1'55.764	204,5	13:00'22.147
8	24.618	29.590	28.108			207,7	

Last Passing Point I3 at 13:01'44.643

15° 10 R. YOCHAY [1'55.741]							
Lap	Seg1	Seg2	Seg3	Seg4	Lap Time	km/h	Local Time
1		29.003	27.914	36.863	2'04.762		12:48'48.740
2	24.365	28.638	27.064	36.750	1'56.817	212,2	12:50'45.557
3	24.486	28.402	27.135	36.507	1'56.530	208,5	12:52'42.087
4	24.224	28.438	26.797	36.477	1'55.936	210,1	12:54'38.023
5	24.175	28.459	26.694	36.522	1'55.850	207,7	12:56'33.873
6	24.242	28.316	26.704	36.479	1'55.741	208,5	12:58'29.614
7	24.192	28.353	27.091	36.869	1'56.505	208,9	13:00'26.119
8	24.434	29.403	27.684			206,1	

Last Passing Point I3 at 13:01'47.640

16° 35 L. KEMMER [1'56.841]							
Lap	Seg1	Seg2	Seg3	Seg4	Lap Time	km/h	Local Time
1		29.653	27.679	36.882	2'05.383		12:48'49.361
2	24.618	28.963	27.292	36.889	1'57.762	211,8	12:50'47.123
3	24.471	28.946	27.397	36.677	1'57.491	205,7	12:52'44.614
4	24.676	28.851	27.694	36.669	1'57.890	204,9	12:54'42.504
5	24.504	28.808	27.133	36.396	1'56.841	204,9	12:56'39.345
6	24.279	28.809	27.349	36.444	1'56.881	207,3	12:58'36.226
7	24.260	29.095	26.985	36.721	1'57.061	204,5	13:00'33.287
8	24.937	29.206	27.478			202,6	

Last Passing Point I3 at 13:01'54.908

17° 15 S. VARON [1'55.812]							
Lap	Seg1	Seg2	Seg3	Seg4	Lap Time	km/h	Local Time

1		29.607	27.987	36.829	2'05.933		12:48'49.911
2	24.664	28.857	27.409	36.850	1'57.780	213,9	12:50'47.691
3	24.601	28.840	27.310	37.377	1'58.128	209,7	12:52'45.819
4	24.489	28.639	27.488	36.653	1'57.269	209,7	12:54'43.088
5	24.535	28.935	26.955	36.666	1'57.091	212,6	12:56'40.179
6	24.389	28.638	27.375	37.075	1'57.477	210,1	12:58'37.656
7	24.168	28.571	26.737	36.336	1'55.812	206,9	13:00'33.468
8	24.599	29.161	27.992			208,9	

Last Passing Point I3 at 13:01'55.220

18° 76 J. HANKS-ELLIOTT [1'56.683]							
Lap	Seg1	Seg2	Seg3	Seg4	Lap Time	km/h	Local Time
1		29.233	27.676	36.664	2'05.429		12:48'49.407
2	24.758	28.935	27.354	36.709	1'57.756	209,3	12:50'47.163
3	24.667	28.829	27.534	37.244	1'58.274	206,1	12:52'45.437
4	24.174	28.636	27.849	36.740	1'57.399	205,7	12:54'42.836
5	24.294	29.058	27.043	36.526	1'56.921	208,1	12:56'39.757
6	24.381	28.414	27.474	36.576	1'56.845	208,9	12:58'36.602
7	24.503	28.500	27.230	36.450	1'56.683	208,1	13:00'33.285
8	25.115	29.565	28.242			201,5	

Last Passing Point I3 at 13:01'56.207

19° 16 L. MICHEL [1'55.552]							
Lap	Seg1	Seg2	Seg3	Seg4	Lap Time	km/h	Local Time
1		29.450	28.069	37.766	2'07.331		12:48'51.309
2	25.712	28.743	27.254	37.433	1'59.142	204,9	12:50'50.451
3	25.212	28.576	27.692	37.158	1'58.638	208,1	12:52'49.089
4	24.943	28.502	26.934	36.799	1'57.178	207,3	12:54'46.267
5	24.595	28.351	26.811	36.601	1'56.358	208,5	12:56'42.625
6	24.644	28.442	26.930	36.276	1'56.292	209,3	12:58'38.917
7	24.670	28.102	26.749	36.031	1'55.552	212,2	13:00'34.469
8	25.092	29.356	28.668			211,8	

Last Passing Point I3 at 13:01'57.585

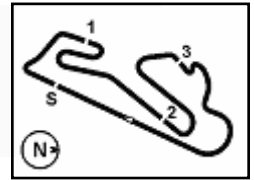
20° 44 L. HIRANO [1'57.130]							
Lap	Seg1	Seg2	Seg3	Seg4	Lap Time	km/h	Local Time
1		28.930	27.023	36.680	2'02.841		12:48'46.819
2	24.242	28.899	27.184	36.805	1'57.130	211,8	12:50'43.949
3	24.568	28.823	27.429	37.366	1'58.186	209,7	12:52'42.135
4	24.770	28.940	27.226	37.192	1'58.128	206,9	12:54'40.263
5	24.542	29.357	27.718	37.477	1'59.094	206,5	12:56'39.357
6	24.718	28.981	27.263	37.381	1'58.343	207,7	12:58'37.700
7	24.851	29.273	27.701	37.882	1'59.707	203,8	13:00'37.407
8	24.851	29.521	28.606			205,3	

Last Passing Point I3 at 13:02'00.385

21° 52 J. HOWDEN [1'53.266]							
Lap	Seg1	Seg2	Seg3	Seg4	Lap Time	km/h	Local Time
1		28.110	26.458	35.801	1'59.015		12:48'42.993
2	23.573	27.803	26.287	35.603	1'53.266	214,3	12:50'36.259
3	23.753	27.866	26.345	35.525	1'53.489	210,9	12:52'29.748
4	23.981	28.350	26.241	36.514	1'55.086	211,8	12:54'24.834
5	23.819	27.882	26.340	35.726	1'53.767	208,9	12:56'18.601
6	23.917	28.695	26.426	35.962	1'55.000	213,0	12:58'13.601
7	23.765	27.904	26.547	35.710	1'53.926	211,4	13:00'07.527
8	24.271	29.309	31.066			213,9	

Last Passing Point I3 at 13:02'15.173

22° 27 R. PEIXOTO [2'04.935]							
Lap	Seg1	Seg2	Seg3	Seg4	Lap Time	km/h	Local Time
1		30.474	28.885	38.882	2'11.232		12:48'55.210
2	26.196	30.557	28.872	39.310	2'04.935	205,3	12:51'00.145
3	26.314	30.747	28.943	39.661	2'05.665	200,0	12:53'05.810
4	26.241	30.546	29.051	39.204	2'05.042	199,6	12:55'10.852
5	26.253	30.627	28.989	39.537	2'05.406	200,4	12:57'16.258
6	26.327	30.777	29.130	39.357	2'05.591	198,2	12:59'21.849
7	26.158	30.967	29.140	40.861	2'07.126	199,3	



Circuito Estoril 4.182 m

Estoril Round, 11-13 October 2024
Chronological Analysis Race 1

Start at 12:46'43.978

8 27.942

194,6

Last Passing Point I1 at 13:01'56.917

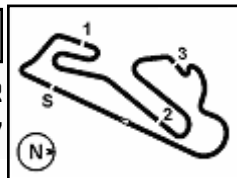
NC	33 C. LIU [1'54.363]						
Lap	Seg.1	Seg.2	Seg.3	Seg.4	Lap Time	km/h	Local Time
1		28.500	26.863	36.182	2'01.517		12:48'45.495
2	23.936	28.386	26.525	35.986	1'54.833	209,7	12:50'40.328
3	23.751	28.516	26.434	36.190	1'54.891	208,5	12:52'35.219
4	23.865	28.501	26.550	36.146	1'55.062	207,7	12:54'30.281
5	23.908	28.532	26.636	36.266	1'55.342	206,1	12:56'25.623
6	23.884	28.403	26.618	35.942	1'54.847	205,7	12:58'20.470
7	23.667	28.225	26.442	36.029	1'54.363	206,5	13:00'14.833
8	23.655	28.560	27.060			206,5	

Last Passing Point I3 at 13:01'34.108

12/10/2024 P = Pits In/Dut - C = Lap Time Cancelled

These data/results cannot be reproduced, stored and/or transmitted in whole or in part by any manner of electronic, mechanical, photocopying, recording, broadcasting or otherwise now known or herein after developed without the previous express consent by the copyright owner, except for reproduction in daily press and regular printed publications on sale to the public within 60 days of the event related to those data/results and always provided that copyright symbol appears together as follows below.

© DORNA WSBK ORGANIZATION Srl 2024



Circuito Estoril 4.182 m

Estoril Round, 11-13 October 2024
Best Laps & Speeds

No.	Rider Bike	Nat	Best Lap		FP		SP		WUP1		RC1	
			LL	SPD	LL	SPD	LL	SPD	LL	SPD	LL	SPD
1	64 S. SANCHEZ Yamaha YZF-R7	ESP	1'50.402 29	213,9	2'14.622 9	204,9	1'53.624 9	210,1	2'19.294 3	208,5	1'50.402 8	213,9
2	36 B. NEILA Yamaha YZF-R7	ESP	1'50.713 31	212,2	2'14.070 9	204,2	1'53.613 11	210,5	2'21.403 3	200,4	1'50.713 8	212,2
3	6 M. HERRERA Yamaha YZF-R7	ESP	1'50.865 32	215,1	2'14.500 9	203,0	1'52.065 11	206,9	2'10.717 4	206,5	1'50.865 8	215,1
4	22 A. CARRASCO Yamaha YZF-R7	ESP	1'50.984 32	209,7	2'11.254 10	206,5	1'51.706 11	207,7	2'10.639 3	208,5	1'50.984 8	209,7
5	96 R. PONZIANI Yamaha YZF-R7	ITA	1'51.882 34	215,6	2'14.697 10	206,1	1'53.997 12	207,7	2'16.924 4	208,5	1'51.882 8	215,6
6	8 T. RELPH Yamaha YZF-R7	AUS	1'51.995 30	213,9	2'06.801 10	204,5	1'53.938 9	210,1	2'07.898 3	210,5	1'51.995 8	213,9
7	46 P. RUIZ Yamaha YZF-R7	ESP	1'52.184 31	213,4	2'08.715 10	200,7	1'54.143 9	210,1	2'09.302 4	204,2	1'52.184 8	213,4
8	83 A. MADRIGAL Yamaha YZF-R7	MEX	1'53.054 28	219,1	2'14.247 9	201,5	1'54.109 9	211,8	2'24.994 3	204,9	1'53.054 7	219,1
9	52 J. HOWDEN Yamaha YZF-R7	RSA	1'53.266 20	214,3	2'02.2		1'55.799 8	207,3	2'14.197 3	204,9	1'53.266 7	214,3
10	14 M. DOBBS Yamaha YZF-R7	USA	1'53.378 28	219,1	2'13.035 7	200,4	1'54.877 10	206,9	2'12.791 3	206,1	1'53.378 8	219,1
11	33 C. LIU Yamaha YZF-R7	TPE	1'54.363 33	209,7	2'12.032 10	201,1	1'56.925 12	208,1	2'15.020 4	206,9	1'54.363 7	209,7
12	4 E. BONDI Yamaha YZF-R7	FRA	1'54.780 25	213,9	2'12.700 6	202,6	1'56.516 9	204,5	2'15.086 3	203,4	1'54.780 7	213,9
13	77 A. SIBAJA Yamaha YZF-R7	ESP	1'54.907 31	215,6	2'16.888 9	198,9	1'57.349 11	205,3	2'17.521 4	206,5	1'54.907 7	215,6
14	19 A. OUREDNICKOVA Yamaha YZF-R7	CZE	1'55.148 18	216,0			1'56.075 7	202,2	2'16.833 4	203,8	1'55.148 7	216,0
15	99 I. CARRENO Yamaha YZF-R7	CHI	1'55.198 27	215,1	2'21.169 7	198,9	1'58.221 10	202,2	2'25.093 3	201,5	1'55.198 7	215,1
16	16 L. MICHEL Yamaha YZF-R7	GER	1'55.552 28	212,2	2'23.837 9	185,6	2'02.505 8	204,5	2'22.670 4	200,4	1'55.552 7	212,2
17	10 R. YOCHAY Yamaha YZF-R7	ISR	1'55.741 29	212,2	2'12.332 9	201,1	1'58.320 9	203,4	2'15.749 4	203,0	1'55.741 7	212,2
18	28 O. ONGARO Yamaha YZF-R7	FRA	1'55.764 29	210,9	2'14.693 10	196,7	1'57.587 10	204,2	2'19.9		1'55.764 7	210,9
19	15 S. VARON Yamaha YZF-R7	COL	1'55.812 29	213,9	2'18.842 9	188,8	1'59.315 9	199,6	2'16.173 4	202,6	1'55.812 7	213,9
20	76 J. HANKS-ELLIOTT Yamaha YZF-R7	GBR	1'56.683 23	209,3	2'14.169 10	197,4	2'01.068 4	201,1	2'23.640 2	200,7	1'56.683 7	209,3
21	35 L. KEMMER Yamaha YZF-R7	AUT	1'56.841 30	211,8	2'15.259 10	202,6	1'59.453 9	205,3	2'15.850 4	208,9	1'56.841 7	211,8
22	44 L. HIRANO Yamaha YZF-R7	JPN	1'57.130 31	213,4	2'17.517 9	201,9	1'59.421 11	206,1	2'14.791 4	213,4	1'57.130 7	211,8
23	27 R. PEIXOTO Yamaha YZF-R7	POR	2'04.935 28	205,3	2'26.602 8	187,8	2'06.283 10	198,2	2'26.631 3	195,3	2'04.935 7	205,3

12/10/2024

These data/results cannot be reproduced, stored and/or transmitted in whole or in part by any manner of electronic, mechanical, photocopying, recording, broadcasting or otherwise now known or herein after developed without the previous express consent by the copyright owner, except for reproduction in daily press and regular printed publications on sale to the public within 60 days of the event related to those data/results and always provided that copyright symbol appears together as follows below.

© DORNA WSBK ORGANIZATION Srl 2024



Estoril Round, 11-13 October 2024

Fastest Laps Race 1

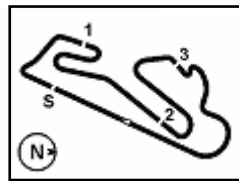
Circuito Estoril 4.182 m

	No.	Rider	Nat	Team	Bike	Lap	Time	Gap
1	64	S. SANCHEZ	ESP	511 Terra&Vita Racing Team	Yamaha YZF-R7	6	1'50.402	
2	36	B. NEILA	ESP	Ampito / Pata Prometeon Yamaha	Yamaha YZF-R7	5	1'50.713	0.311
3	6	M. HERRERA	ESP	Klint Forward Factory Team	Yamaha YZF-R7	3	1'50.865	0.463
4	22	A. CARRASCO	ESP	Evan Bros Racing Yamaha Team	Yamaha YZF-R7	6	1'50.984	0.582
5	96	R. PONZIANI	ITA	Yamaha Motoxracing WCR Team	Yamaha YZF-R7	6	1'51.882	1.480
6	8	T. RELPH	AUS	TAYCO Motorsport	Yamaha YZF-R7	5	1'51.995	1.593
7	46	P. RUIZ	ESP	PS Racing Team 46+1	Yamaha YZF-R7	6	1'52.184	1.782
8	83	A. MADRIGAL	MEX	ITALIKA Racing FIMLA	Yamaha YZF-R7	4	1'53.054	2.652
9	52	J. HOWDEN	RSA	Team Trasimeno	Yamaha YZF-R7	2	1'53.266	2.864
10	14	M. DOBBS	USA	Sekhmet Motorcycle Racing Team	Yamaha YZF-R7	3	1'53.378	2.976
11	33	C. LIU	TPE	WT Racing Team Taiwan	Yamaha YZF-R7	7	1'54.363	3.961
12	4	E. BONDI	FRA	YART Zelos Black Knights Team	Yamaha YZF-R7	7	1'54.780	4.378
13	77	A. SIBAJA	ESP	Deza - Box 77 Racing Team	Yamaha YZF-R7	7	1'54.907	4.505
14	19	A. OUREDNIKOVA	CZE	DaFitMotoracing by Smrz	Yamaha YZF-R7	6	1'55.148	4.746
15	99	I. CARRENO	CHI	AD78 FIM Latinoamerica by Team GP3	Yamaha YZF-R7	7	1'55.198	4.796
16	16	L. MICHEL	GER	TSL-Racing	Yamaha YZF-R7	7	1'55.552	5.150
17	10	R. YOCHAY	ISR	511 Terra&Vita Racing Team	Yamaha YZF-R7	6	1'55.741	5.339
18	28	O. ONGARO	FRA	Ongaro Racing Team	Yamaha YZF-R7	7	1'55.764	5.362
19	15	S. VARON	COL	ITALIKA Racing FIMLA	Yamaha YZF-R7	7	1'55.812	5.410
20	76	J. HANKS-ELLIOTT	GBR	Sekhmet Motorcycle Racing Team	Yamaha YZF-R7	7	1'56.683	6.281
21	35	L. KEMMER	AUT	Berti K. Racing Team	Yamaha YZF-R7	5	1'56.841	6.439
22	44	L. HIRANO	JPN	Team Luna	Yamaha YZF-R7	2	1'57.130	6.728
23	27	R. PEIXOTO	POR	RP27	Yamaha YZF-R7	2	2'04.935	14.533

12/10/2024

These data/results cannot be reproduced, stored and/or transmitted in whole or in part by any manner of electronic, mechanical, photocopying, recording, broadcasting or otherwise now known or herein after developed without the previous express consent by the copyright owner, except for reproduction in daily press and regular printed publications on sale to the public within 60 days of the event related to those data/results and always provided that copyright symbol appears together as follows below.

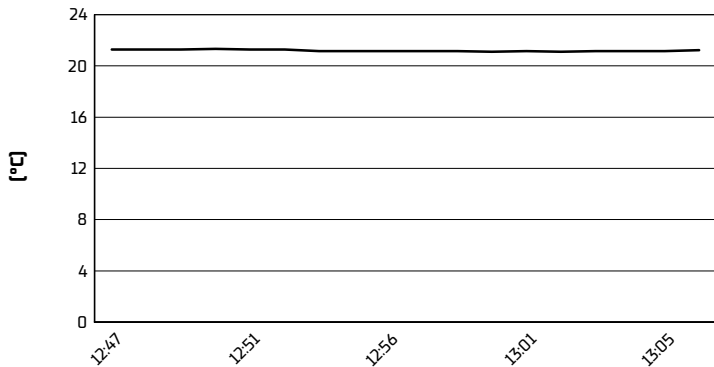
© DORNA WSBK ORGANIZATION Srl 2024



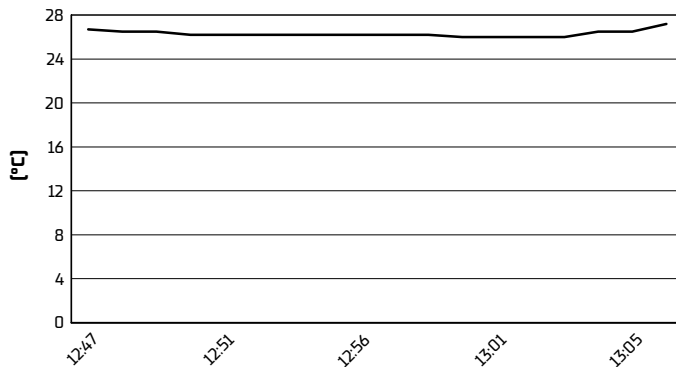
Circuito Estoril 4.182 m

Estoril Round, 11-13 October 2024
Weather Report Race 1
Session started 12:47 - Session ended 13:08

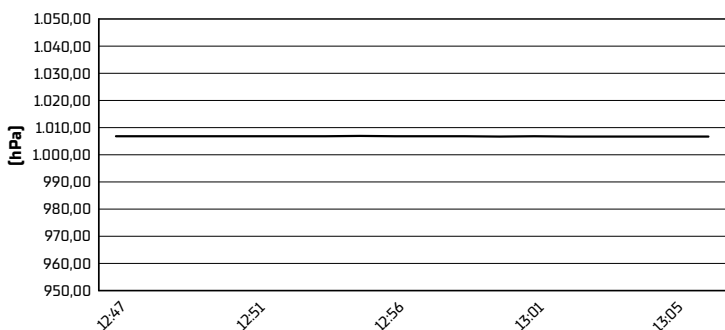
Air Temperature



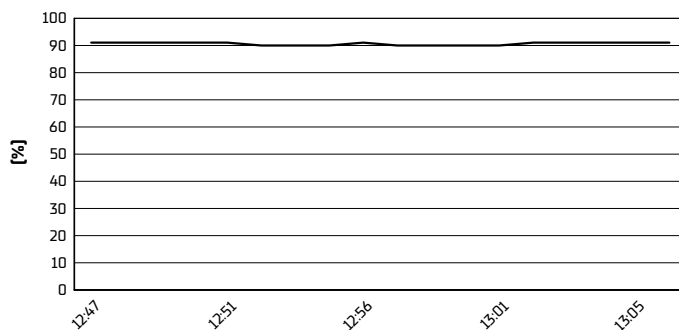
Track Temperature



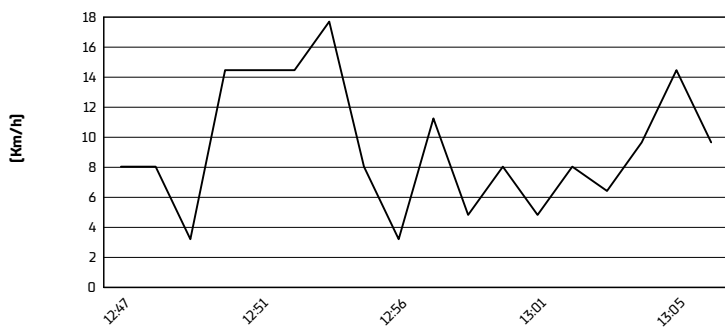
Air Pressure



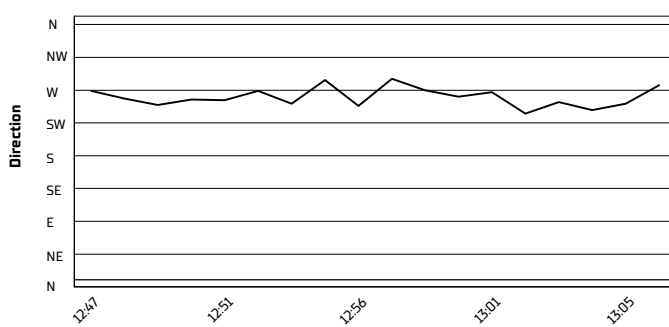
Humidity



Wind Speed



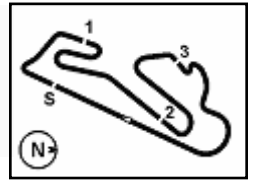
Wind Direction



12/10/2024

These data/results cannot be reproduced, stored and/or transmitted in whole or in part by any manner of electronic, mechanical, photocopying, recording, broadcasting or otherwise now known or herein after developed without the previous express consent by the copyright owner, except for reproduction in daily press and regular printed publications on sale to the public within 60 days of the event related to those data/results and always provided that copyright symbol appears together as follows below.

© DORNA WSBK ORGANIZATION Srl 2024



Circuito Estoril 4.182 m

Estoril Round, 11-13 October 2024

Provisional Starting Grid - Race 2 (12 Laps x 4,182 km = 50,184 km)

1	1	64 SANCHEZ S. Yamaha 1'50.402 RC1	2	36 NEILA B. Yamaha 1'50.713 RC1	3	6 HERRERA M. Yamaha 1'50.865 RC1
2	4	22 CARRASCO A. Yamaha 1'50.984 RC1	5	96 PONZIANI R. Yamaha 1'51.882 RC1	6	8 RELPH T. Yamaha 1'51.995 RC1
3	7	46 RUIZ P. Yamaha 1'52.184 RC1	8	83 MADRIGAL A. Yamaha 1'53.054 RC1	9	52 HOWDEN J. Yamaha 1'53.266 RC1
4	10	14 DOBBS M. Yamaha 1'54.877 SP	11	19 OUREDNIKOVA A. Yamaha 1'56.075 SP	12	4 BONDI E. Yamaha 1'56.516 SP
5	13	33 LIU C. Yamaha 1'56.925 SP	14	77 SIBAJA A. Yamaha 1'57.349 SP	15	28 ONGARO O. Yamaha 1'57.587 SP
6	16	10 VOCHAY R. Yamaha 1'58.320 SP	17	15 VARON S. Yamaha 1'59.315 SP	18	44 HIRANO L. Yamaha 1'59.421 SP
7	19	35 KEMMER L. Yamaha 1'59.453 SP	20	76 HANKS-ELLIOTT J. Yamaha 2'01.068 SP	21	16 MICHEL L. Yamaha 2'02.505 SP
8	22	27 PEIXOTO R. Yamaha 2'06.283 SP	23	99 CARRENO I. Yamaha		

12/10/2024 The Race Director

These data/results cannot be reproduced, stored and/or transmitted in whole or in part by any manner of electronic, mechanical, photocopying, recording, broadcasting or otherwise now known or herein after developed without the previous express consent by the copyright owner, except for reproduction in daily press and regular printed publications on sale to the public within 60 days of the event related to those data/results and always provided that copyright symbol appears together as follows below. © DORNA WSBK ORGANIZATION Srl 2024