

Estoril Round, 11-13 October 2024
Results Race 2

Laps 12 = 50,184 Km - Time of Race 22'11.343 - Avg. 135,699 km/h

Pos	Grid	No. Rider	Nat	Team	Bike	LL	Gap	Rel.	Fastest Lap	Speed	Qualifying	Speed
1	1	64 S. SANCHEZ	ESP	511 TerraSVita Racing Team	Yamaha YZF-R7	12			1'50.121	217,7	1'53.624	210,1
2	4	22 A. CARRASCO	ESP	Evan Bros Racing Yamaha Team	Yamaha YZF-R7	12	0.032	0.032	1'49.872	222,2	1'51.706	207,7
3	3	6 M. HERRERA	ESP	Klint Forward Factory Team	Yamaha YZF-R7	12	0.164	0.132	1'50.040	215,1	1'52.065	206,9
4	2	36 B. NEILA	ESP	Ampito / Pata Prometeon Yamaha	Yamaha YZF-R7	12	0.310	0.146	1'50.157	218,6	1'53.613	210,5
5	5	96 R. PONZIANI	ITA	Yamaha Motoxrcing WCR Team	Yamaha YZF-R7	12	10.596	10.286	1'50.645	219,5	1'53.997	207,7
6	7	46 P. RUIZ	ESP	PS Racing Team 46+1	Yamaha YZF-R7	12	16.696	6.100	1'51.263	214,3	1'54.143	210,1
7	10	14 M. DOBBS	USA	Sekhmet Motorcycle Racing Team	Yamaha YZF-R7	12	32.448	15.752	1'52.701	216,0	1'54.877	206,9
8	8	83 A. MADRIGAL	MEX	ITALIKA Racing FIMLA	Yamaha YZF-R7	12	32.590	0.142	1'52.847	216,9	1'54.109	211,8
9	22	99 I. CARRENO	CHI	AD78 FIM Latinoamerica by Team GP3	Yamaha YZF-R7	12	32.637	0.047	1'52.468	220,9		202,2
10	11	19 A. OUREDNIKOVA	CZE	DaFitMotoracing by Smrz	Yamaha YZF-R7	12	44.583	11.946	1'53.732	224,5	1'56.075	202,2
11	13	77 A. SIBAJA	ESP	Deza - Box 77 Racing Team	Yamaha YZF-R7	12	49.729	5.146	1'54.123	216,9	1'57.349	205,3
12	14	28 O. ONGARO	FRA	Ongaro Racing Team	Yamaha YZF-R7	12	56.583	6.854	1'54.868	214,7	1'57.587	204,2
13	15	10 R. YOCHAY	ISR	511 TerraSVita Racing Team	Yamaha YZF-R7	12	56.599	0.016	1'54.613	218,2	1'58.320	203,4
14	19	76 J. HANKS-ELLIOTT	GBR	Sekhmet Motorcycle Racing Team	Yamaha YZF-R7	12	56.670	0.071	1'54.519	218,6	2'01.068	201,1
15	12	4 E. BONDI	FRA	YART Zelos Black Knights Team	Yamaha YZF-R7	12	56.843	0.173	1'53.100	219,5	1'56.516	204,5
16	20	16 L. MICHEL	GER	TSL-Racing	Yamaha YZF-R7	12	59.139	2.296	1'54.098	219,1	2'02.505	204,5
17	16	15 S. VARON	COL	ITALIKA Racing FIMLA	Yamaha YZF-R7	12	1'00.224	1.085	1'54.195	215,1	1'59.315	199,6
18	18	35 L. KEMMER	AUT	Berti K. Racing Team	Yamaha YZF-R7	12	1'08.200	7.976	1'55.192	216,0	1'59.453	205,3
19	17	44 L. HIRANO	JPN	Team Luna	Yamaha YZF-R7	12	1'27.033	18.833	1'57.089	217,3	1'59.421	206,1
20	21	27 R. PEIXOTO	POR	RP27	Yamaha YZF-R7	11	1 Lap	1 Lap	2'01.524	207,7	2'06.283	198,2
-----Not Classified-----												
RET	9	52 J. HOWDEN	RSA	Team Trasimeno	Yamaha YZF-R7	7	5 Laps		1'52.027	215,6	1'55.799	207,3
RET	6	8 T. RELPH	AUS	TAYCO Motorsport	Yamaha YZF-R7	4	8 Laps		1'51.437	217,7	1'53.938	210,1

AIR	Humidity:	71%	Temp:	24°C
TRACK	Condition:	Dry	Temp:	31°C

Records	Pole [SP]	2024	A.Carrasco	1'51.706	134,775 Km/h
	Race [RC1]	2024	S.Sanchez	1'50.402	136,367 Km/h
	All Times [RC1]	2024	S.Sanchez	1'50.402	136,367 Km/h
Race Fastest Lap	[New Record]	Lap 7	A.Carrasco	1'49.872	137,025 Km/h

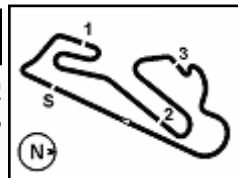
LAP LEADERS					
No. Rider	From	To	Laps	Total	
6 M. HERRERA	1	1	1		
64 S. SANCHEZ	2	5	4		
6 M. HERRERA	6	6	1	2	
64 S. SANCHEZ	7	7	1		
22 A. CARRASCO	8	10	3	3	
64 S. SANCHEZ	11	12	2	7	

TOTAL LEADER LAPS		
No. Rider	Laps	
6 M. HERRERA	50	
22 A. CARRASCO	39	
64 S. SANCHEZ	7	

13/10/2024 Start End The results are provisional until the end of the time limit for protests and appeals and the completion of the technical checks.

These data/results cannot be reproduced, stored and/or transmitted in whole or in part by any manner of electronic, mechanical, photocopying, recording, broadcasting or otherwise now known or herein after developed without the previous express consent by the copyright owner, except for reproduction in daily press and regular printed publications on sale to the public within 60 days of the event related to those data/results and always provided that copyright symbol appears together as follows below.

© DORNA WSBK ORGANIZATION Srl 2024



Circuito Estoril 4.182 m

Estoril Round, 11-13 October 2024
Results Race 2

Race Highlights

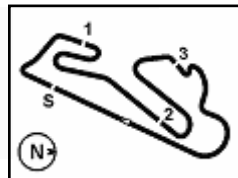
Time	No. Rider	Description
12.30.00		Sighting Lap Started
12.42.47		Warm Up Lap Started
12.45.52		Start of Session
12.46.44	4 E. BONDI	#4 Long Lap Penalty - Irresponsible Riding
12.50.43	4 E. BONDI	#4 Long Lap Penalty Completed
12.51.32		No Jump Starts
12.54.02	8 T. RELPH	#8 Crashed - Turn 4
12.55.16	8 T. RELPH	#8 Not Actively Competing
12.59.39	52 J. HOWDEN	#52 Crashed - Turn 3
13.00.12	52 J. HOWDEN	#52 Not Actively Competing
13.01.06		2/3 of Race Distance Completed
13.08.44		Podium Confirmed
13.10.08		Results Confirmed
13.10.16		End of Session

13/10/2024 Start End The results are provisional until the end of the time limit for protests and appeals and the completion of the technical checks.

These data/results cannot be reproduced, stored and/or transmitted in whole or in part by any manner of electronic, mechanical, photocopying, recording, broadcasting or otherwise now known or herein after developed without the previous express consent by the copyright owner, except for reproduction in daily press and regular printed publications on sale to the public within 60 days of the event related to those data/results and always provided that copyright symbol appears together as follows below.

© DORNA WSBK ORGANIZATION Srl 2024





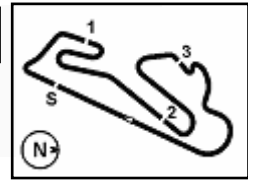
Estoril Round, 11-13 October 2024
Riders Standings

Circuito Estoril 4.182 m

Rider	Points	Points From First	Points From Previous	June 16 MISANO		July 14 DONINGTON PARK		August 11 PORTIMAO		September 22 CREMONA CIRCUIT		October 13 ESTORIL		October 20 JEREZ	
				1	2	1	2	1	2	1	2	1	2	1	2
1 CARRASCO Ana [ESP]	208			20	16	25	20	16	25	16	25	25	20		
2 HERRERA Maria [ESP]	190	18		2	2	13	25	25	16	25	16	20	16		
3 SANCHEZ Sara [ESP]	166	42	24	16	20	16	16	20	20	20	20	13	25		
4 NEILA Beatriz [ESP]	136	72	30	11	13	20	13	13	13	11	13	16	13		
5 PONZIANI Roberta [ITA]	109	99	27	13	11	11	11	10	11	13	20	9	11		
6 RUIZ Pakita [ESP]	90	118	19	6	7	8	8	11	10	10	10	10	10		
7 RELPH Tayla [AUS]	65	143	25	4	7	10	8	8	9	16	11				
8 MADRIGAL Astrid [MEX]	56	152	9	4	3	3	6	9	7	9	7	8	8		
9 YOCHAY Ran [ISR]	49	159	7	8	8	10	11	1	4	3	1	3	3		
10 ONGARO Ornella [FRA]	46	162	3	9	9	9	3	8	4	7	2	4	4		
11 OUREDNIKOVA Adela [CZE]	39	169	7	3	2	5	6	2	3	1	5	6	6		
12 DOBBS Mallory [USA]	31	177	8	1	18	18	19	21	20	7	6	8	9		
13 LIU Chun Mei [TPE]	31	177	0	9	7	10	13	12	11	3	4	12	12		
14 BONDI Emily [FRA]	31	177	0	1	15	18	18	19	17	5	8	5	1		
15 CARRENO Isis [CHI]	30	178	1	10	10	8	10	11	14	14	15	3	7		
16 MICHEL Lucy [GER]	30	178	0	7	6	1	9	9	11	1	6	13	15		
17 LEWIS Avalon [NZL]	19	189	11							8	11	17	17		
18 VAN ASWEGEN Nicole [RSA]	17	191	2	5	3	2	7	14	15	15	17	18	18		
19 SIBAJA Andrea [ESP]	16	192	1					20	21	22	22	21	19		
20 KEMMER Lena [AUT]	16	192	0	5	4	4	4	16	16	2	1	19	19		
21 HIRANO Luna [JPN]	13	195	3	2	2	7	7	17	18	2	2	20	21		
22 HOWDEN Jessica [RSA]	9	199	4					9	18	19	20	21	22		
23 HANKS-ELLIOTT Jamie [GBR]	2	206	7									2	23		
24 SILFA Krystal [DOM]	1	207	1			1	19	21	22	23	23	23	24		

13/10/2024 First Line: Championship Standings - Second Line: Ranking Progression
 These data/results cannot be reproduced, stored and/or transmitted in whole or in part by any manner of electronic, mechanical, photocopying, recording, broadcasting or otherwise now known or herein after developed without the previous express consent by the copyright owner, except for reproduction in daily press and regular printed publications on sale to the public within 60 days of the event related to those data/results and always provided that copyright symbol appears together as follows below.
 © DORNA WSBK ORGANIZATION Srl 2024





Circuito Estoril 4.182 m

Estoril Round, 11–13 October 2024
Pirelli Best Lap Award

	Points	Points From First	Points From Previous	June 16 MISANO	July 14 DONINGTON PARK	August 11 PORTIMAO	September 22 CREMONA CIRCUIT	October 13 ESTORIL	October 20 JEREZ									
1 CARRASCO Ana (ESP)	4			1	1		1	1										
2 SANCHEZ Sara (ESP)	3	1				1 1		1										
3 NEILA Beatriz (ESP)	2	2	1	1	1													
4 PONZIANI Roberta (ITA)	1	3	1				1											

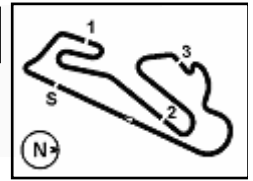
13/10/2024

First Line: Championship Standings - Second Line: Ranking Progression

These data/results cannot be reproduced, stored and/or transmitted in whole or in part by any manner of electronic, mechanical, photocopying, recording, broadcasting or otherwise now known or herein after developed without the previous express consent by the copyright owner, except for reproduction in daily press and regular printed publications on sale to the public within 60 days of the event related to those data/results and always provided that copyright symbol appears together as follows below.

© DORNA WSBK ORGANIZATION Srl 2024





Estoril Round, 11-13 October 2024
Best Finish Award Race 2

	Points	Points From First	Points From Previous	June 16 MISANO	July 14 DONINGTON PARK	August 11 PORTIMAO	September 22 CREMONA CIRCUIT	October 13 ESTORIL	October 20 JEREZ								
25 BARBERA Beatrice (ITA)	2	34	0	2 17													
26 SANCHEZ Sara (ESP)	2	34	0			1 2	1 2										
27 PEIXOTO Rafaela (POR)	1	35	1					1 20									
28 HOWDEN Jessica (RSA)	1	35	0			1 7											
29 VARON Sara (COL)	1	35	0			1 18											

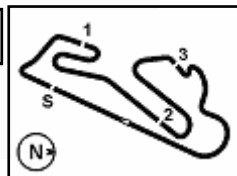
13/10/2024

First Line: Championship Standings - Second Line: Race Position - Underline: Best Finisher

These data/results cannot be reproduced, stored and/or transmitted in whole or in part by any manner of electronic, mechanical, photocopying, recording, broadcasting or otherwise now known or herein after developed without the previous express consent by the copyright owner, except for reproduction in daily press and regular printed publications on sale to the public within 60 days of the event related to those data/results and always provided that copyright symbol appears together as follows below.

© DORNA WSBK ORGANIZATION Srl 2024





Circuito Estoril 4.182 m

**Estoril Round, 11-13 October 2024
Best Sectors & Speed Race 2**

RESULTS

1	64	S. SANCHEZ	Yamaha YZF-R7	Laps 12
2	22	A. CARRASCO	Yamaha YZF-R7	0.032
3	6	M. HERRERA	Yamaha YZF-R7	0.164
4	36	B. NEILA	Yamaha YZF-R7	0.310
5	96	R. PONZIANI	Yamaha YZF-R7	10.596
6	46	P. RUIZ	Yamaha YZF-R7	16.696
7	14	M. DOBBS	Yamaha YZF-R7	32.448
8	83	A. MADRIGAL	Yamaha YZF-R7	32.590
9	99	I. CARRENO	Yamaha YZF-R7	32.637
10	19	A. OUREDNIKOVA	Yamaha YZF-R7	44.583
11	77	A. SIBAJA	Yamaha YZF-R7	49.729
12	28	D. ONGARO	Yamaha YZF-R7	56.583
13	10	R. YOCHAY	Yamaha YZF-R7	56.599
14	76	J. HANKS-ELLIOTT	Yamaha YZF-R7	56.670
15	4	E. BONDI	Yamaha YZF-R7	56.843
16	16	L. MICHEL	Yamaha YZF-R7	59.139
17	15	S. VARON	Yamaha YZF-R7	1'00.224
18	35	L. KEMMER	Yamaha YZF-R7	1'08.200
19	44	L. HIRANO	Yamaha YZF-R7	1'27.033
20	27	R. PEIXOTO	Yamaha YZF-R7	1 Lap
RET	52	J. HOWDEN	Yamaha YZF-R7	5 Laps
RET	8	T. RELPH	Yamaha YZF-R7	8 Laps

SPEED

1	19	A. OUREDNIKOVA	Yamaha YZF-R7	224,5
2	22	A. CARRASCO	Yamaha YZF-R7	222,2
3	99	I. CARRENO	Yamaha YZF-R7	220,9
4	4	E. BONDI	Yamaha YZF-R7	219,5
5	96	R. PONZIANI	Yamaha YZF-R7	219,5
6	16	L. MICHEL	Yamaha YZF-R7	219,1
7	36	B. NEILA	Yamaha YZF-R7	218,6
8	76	J. HANKS-ELLIOTT	Yamaha YZF-R7	218,6
9	10	R. YOCHAY	Yamaha YZF-R7	218,2
10	64	S. SANCHEZ	Yamaha YZF-R7	217,7
11	8	T. RELPH	Yamaha YZF-R7	217,7
12	44	L. HIRANO	Yamaha YZF-R7	217,3
13	83	A. MADRIGAL	Yamaha YZF-R7	216,9
14	77	A. SIBAJA	Yamaha YZF-R7	216,9
15	14	M. DOBBS	Yamaha YZF-R7	216,0
16	35	L. KEMMER	Yamaha YZF-R7	216,0
17	52	J. HOWDEN	Yamaha YZF-R7	215,6
18	6	M. HERRERA	Yamaha YZF-R7	215,1
19	15	S. VARON	Yamaha YZF-R7	215,1
20	28	D. ONGARO	Yamaha YZF-R7	214,7
21	46	P. RUIZ	Yamaha YZF-R7	214,3
22	27	R. PEIXOTO	Yamaha YZF-R7	207,7

SEG. 1

1	64	S. SANCHEZ	22.631
2	6	M. HERRERA	22.702
3	22	A. CARRASCO	22.747
4	36	B. NEILA	22.893
5	46	P. RUIZ	22.959
6	96	R. PONZIANI	22.979
7	52	J. HOWDEN	23.145
8	14	M. DOBBS	23.191
9	83	A. MADRIGAL	23.257
10	99	I. CARRENO	23.270
11	8	T. RELPH	23.283
12	77	A. SIBAJA	23.439
13	76	J. HANKS-ELLIOTT	23.500
14	19	A. OUREDNIKOVA	23.601
15	4	E. BONDI	23.624
16	28	D. ONGARO	23.745
17	10	R. YOCHAY	23.763
18	15	S. VARON	23.901
19	16	L. MICHEL	23.968
20	35	L. KEMMER	24.155
21	44	L. HIRANO	24.166
22	27	R. PEIXOTO	25.502

SEG. 2

1	36	B. NEILA	27.229
2	22	A. CARRASCO	27.272
3	6	M. HERRERA	27.312
4	64	S. SANCHEZ	27.393
5	96	R. PONZIANI	27.401
6	8	T. RELPH	27.606
7	46	P. RUIZ	27.610
8	52	J. HOWDEN	27.689
9	19	A. OUREDNIKOVA	27.823
10	83	A. MADRIGAL	27.856
11	4	E. BONDI	27.886
12	99	I. CARRENO	27.913
13	14	M. DOBBS	27.998
14	16	L. MICHEL	28.063
15	77	A. SIBAJA	28.065
16	28	D. ONGARO	28.124
17	76	J. HANKS-ELLIOTT	28.175
18	10	R. YOCHAY	28.210
19	15	S. VARON	28.259
20	35	L. KEMMER	28.384
21	44	L. HIRANO	28.850
22	27	R. PEIXOTO	29.597

SEG. 3

1	64	S. SANCHEZ	25.035
2	22	A. CARRASCO	25.063
3	6	M. HERRERA	25.104
4	36	B. NEILA	25.186
5	46	P. RUIZ	25.400
6	96	R. PONZIANI	25.448
7	8	T. RELPH	25.469
8	52	J. HOWDEN	25.668
9	99	I. CARRENO	25.845
10	83	A. MADRIGAL	25.880
11	14	M. DOBBS	25.941
12	4	E. BONDI	25.955
13	19	A. OUREDNIKOVA	26.037
14	15	S. VARON	26.191
15	77	A. SIBAJA	26.251
16	76	J. HANKS-ELLIOTT	26.260
17	16	L. MICHEL	26.308
18	10	R. YOCHAY	26.411
19	35	L. KEMMER	26.439
20	28	D. ONGARO	26.463
21	44	L. HIRANO	26.831
22	27	R. PEIXOTO	27.771

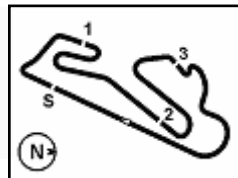
SEG. 4

1	22	A. CARRASCO	34.332
2	6	M. HERRERA	34.398
3	36	B. NEILA	34.417
4	64	S. SANCHEZ	34.432
5	96	R. PONZIANI	34.620
6	8	T. RELPH	34.847
7	46	P. RUIZ	35.083
8	99	I. CARRENO	35.181
9	14	M. DOBBS	35.303
10	52	J. HOWDEN	35.308
11	83	A. MADRIGAL	35.370
12	4	E. BONDI	35.462
13	16	L. MICHEL	35.566
14	19	A. OUREDNIKOVA	35.684
15	15	S. VARON	35.686
16	10	R. YOCHAY	35.734
17	77	A. SIBAJA	35.790
18	76	J. HANKS-ELLIOTT	35.811
19	28	D. ONGARO	35.980
20	35	L. KEMMER	36.131
21	44	L. HIRANO	36.536
22	27	R. PEIXOTO	38.206

13/10/2024

These data/results cannot be reproduced, stored and/or transmitted in whole or in part by any manner of electronic, mechanical, photocopying, recording, broadcasting or otherwise now known or herein after developed without the previous express consent by the copyright owner, except for reproduction in daily press and regular printed publications on sale to the public within 60 days of the event related to those data/results and always provided that copyright symbol appears together as follows below.

© DORNA WSBK ORGANIZATION Srl 2024



Circuito Estoril 4.182 m

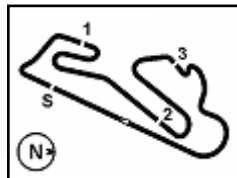
Estoril Round, 11-13 October 2024
Lap Chart Race 2

		Lap											
	1	2	3	4	5	6	7	8	9	10	11	12	
1	6	64	64	64	64	6	64	22	22	22	64	64	
2	64	6	36	36	22	64	6	64	64	64	22	22	
3	22	22	22	6	6	36	22	6	6	6	6	6	
4	36	36	6	22	36	22	36	36	36	36	36	36	
5	8	96	96	96	96	96	96	96	96	96	96	96	
6	96	8	8	8	46	46	46	46	46	46	46	46	
7	52	52	46	46	52	52	52	14	14	14	14	14	
8	46	46	52	52	14	14	14	83	83	83	83	83	
9	14	14	14	14	83	83	83	99	99	99	99	99	
10	83	83	83	83	99	99	99	19	19	19	19	19	
11	28	99	99	99	19	19	19	77	77	77	77	77	
12	77	77	19	19	77	77	77	76	76	76	10	28	
13	4	19	77	77	76	76	76	28	28	10	28	10	
14	99	28	28	28	28	28	28	10	10	28	76	76	
15	19	4	76	76	10	10	10	4	4	4	4	4	
16	10	10	10	10	4	4	4	16	16	16	16	16	
17	76	76	15	16	16	16	16	15	15	15	15	15	
18	15	15	4	4	15	15	15	35	35	35	35	35	
19	44	16	16	15	35	35	35	44	44	44	44	44	
20	16	35	35	35	44	44	44	27	27	27	27		
21	35	44	44	44	27	27	27						
22	27	27	27	27									

Final Result		
1	64 S. SANCHEZ	Laps 12
2	22 A. CARRASCO	0.032
3	6 M. HERRERA	0.164
4	36 B. NEILA	0.310
5	96 R. PONZIANI	10.596
6	46 P. RUIZ	16.696
7	14 M. DOBBS	32.448
8	83 A. MADRIGAL	32.590
9	99 I. CARRENO	32.637
10	19 A. OUREDNIKOVA	44.583
11	77 A. SIBAJA	49.729
12	28 D. ONGARO	56.583
13	10 R. YOCHAY	56.599
14	76 J. HANKS-ELLIOTT	56.670
15	4 E. BONDI	56.843
16	16 L. MICHEL	59.139
17	15 S. VARON	1'00.224
18	35 L. KEMMER	1'08.200
19	44 L. HIRANO	1'27.033
20	27 R. PEIXOTO	1 Lap
RET	52 J. HOWDEN	5 Laps
RET	8 T. RELPH	8 Laps

13/10/2024
These data/results cannot be reproduced, stored and/or transmitted in whole or in part by any manner of electronic, mechanical, photocopying, recording, broadcasting or otherwise now known or herein after developed without the previous express consent by the copyright owner, except for reproduction in daily press and regular printed publications on sale to the public within 60 days of the event related to those data/results and always provided that copyright symbol appears together as follows below.
© DORNA WSBK ORGANIZATION Srl 2024





Circuito Estoril 4.182 m

Estoril Round, 11-13 October 2024

Lap Chart Race 2

Lap 1		
1	6 M.Herrera	1'53.981
2	64 S.Sanchez	0.319
3	22 A.Carrasco	0.430
4	36 B.Neila	0.865
5	8 T.Relph	1.798
6	96 R.Ponziani	1.821
7	52 J.Howden	2.841
8	46 P.Ruiz	3.604
9	14 M.Dobbs	4.059
10	83 A.Madrigal	4.663
11	28 O.Ongaro	5.490
12	77 A.Sibaja	5.543
13	4 E.Bondi	5.816
14	99 I.Carreno	5.826
15	19 A.Durednickova	6.027
16	10 R.Yochay	7.061
17	76 J.Hanks-Elliott	7.592
18	15 S.Varon	8.782
19	44 L.Hirano	8.813
20	16 L.Michel	9.125
21	35 L.Kemmer	9.126
22	27 R.Peixoto	13.970

Lap 4		
1	64 S.Sanchez	7'28.112
2	36 B.Neila	0.177
3	6 M.Herrera	0.196
4	22 A.Carrasco	0.206
5	96 R.Ponziani	1.025
6	8 T.Relph	2.325
7	46 P.Ruiz	6.013
8	52 J.Howden	6.621
9	14 M.Dobbs	8.140
10	83 A.Madrigal	9.603
11	99 I.Carreno	11.144
12	19 A.Durednickova	13.855
13	77 A.Sibaja	14.765
14	28 O.Ongaro	17.146
15	76 J.Hanks-Elliott	17.407
16	10 R.Yochay	19.729
17	16 L.Michel	21.590
18	4 E.Bondi	21.600
19	15 S.Varon	22.185
20	35 L.Kemmer	24.024
21	44 L.Hirano	26.403
22	27 R.Peixoto	46.534

2	6 M.Herrera	0.035
3	22 A.Carrasco	0.037
4	36 B.Neila	0.514
5	96 R.Ponziani	3.327
6	46 P.Ruiz	8.818
7	52 J.Howden	12.235
8	14 M.Dobbs	17.175
9	83 A.Madrigal	17.496
10	99 I.Carreno	19.761
11	19 A.Durednickova	25.069
12	77 A.Sibaja	26.594
13	76 J.Hanks-Elliott	31.572
14	28 O.Ongaro	31.766
15	10 R.Yochay	34.055
16	4 E.Bondi	37.113
17	16 L.Michel	37.157
18	15 S.Varon	37.856
19	35 L.Kemmer	40.771
20	44 L.Hirano	49.520
21	27 R.Peixoto	1'29.667

8	83 A.Madrigal	26.468
9	99 I.Carreno	26.956
10	19 A.Durednickova	36.470
11	77 A.Sibaja	39.177
12	76 J.Hanks-Elliott	46.942
13	10 R.Yochay	47.079
14	28 O.Ongaro	47.106
15	4 E.Bondi	50.140
16	16 L.Michel	50.564
17	15 S.Varon	51.464
18	35 L.Kemmer	56.742
19	44 L.Hirano	1'11.712
20	27 R.Peixoto	

Lap 2		
1	64 S.Sanchez	3'44.708
2	6 M.Herrera	0.034
3	22 A.Carrasco	0.143
4	36 B.Neila	0.489
5	96 R.Ponziani	1.739
6	8 T.Relph	2.508
7	52 J.Howden	4.643
8	46 P.Ruiz	5.171
9	14 M.Dobbs	6.060
10	83 A.Madrigal	6.950
11	99 I.Carreno	8.298
12	77 A.Sibaja	9.542
13	19 A.Durednickova	9.625
14	28 O.Ongaro	10.335
15	4 E.Bondi	11.183
16	10 R.Yochay	11.441
17	76 J.Hanks-Elliott	11.618
18	15 S.Varon	13.696
19	16 L.Michel	14.055
20	35 L.Kemmer	15.141
21	44 L.Hirano	15.359
22	27 R.Peixoto	25.272

Lap 5		
1	64 S.Sanchez	9'18.869
2	22 A.Carrasco	0.011
3	6 M.Herrera	0.133
4	36 B.Neila	0.201
5	96 R.Ponziani	1.538
6	46 P.Ruiz	6.803
7	52 J.Howden	7.891
8	14 M.Dobbs	10.906
9	83 A.Madrigal	11.693
10	99 I.Carreno	13.574
11	19 A.Durednickova	17.592
12	77 A.Sibaja	18.474
13	76 J.Hanks-Elliott	21.797
14	28 O.Ongaro	22.163
15	10 R.Yochay	24.480
16	4 E.Bondi	26.601
17	16 L.Michel	26.642
18	15 S.Varon	26.963
19	35 L.Kemmer	29.669
20	44 L.Hirano	33.474
21	27 R.Peixoto	59.360

Lap 8		
1	22 A.Carrasco	14'49.965
2	64 S.Sanchez	0.039
3	6 M.Herrera	0.101
4	36 B.Neila	0.392
5	96 R.Ponziani	4.889
6	46 P.Ruiz	9.836
7	14 M.Dobbs	20.022
8	83 A.Madrigal	20.395
9	99 I.Carreno	22.304
10	19 A.Durednickova	28.723
11	77 A.Sibaja	30.599
12	76 J.Hanks-Elliott	36.736
13	28 O.Ongaro	36.896
14	10 R.Yochay	38.475
15	4 E.Bondi	42.011
16	16 L.Michel	42.429
17	15 S.Varon	42.534
18	35 L.Kemmer	46.273
19	44 L.Hirano	57.132
20	27 R.Peixoto	1'41.026

Lap 11		
1	64 S.Sanchez	20'21.222
2	22 A.Carrasco	0.026
3	6 M.Herrera	0.038
4	36 B.Neila	0.274
5	96 R.Ponziani	8.965
6	46 P.Ruiz	14.166
7	14 M.Dobbs	28.977
8	83 A.Madrigal	29.081
9	99 I.Carreno	29.303
10	19 A.Durednickova	40.226
11	77 A.Sibaja	43.772
12	10 R.Yochay	51.581
13	28 O.Ongaro	51.836
14	76 J.Hanks-Elliott	51.904
15	4 E.Bondi	53.864
16	16 L.Michel	55.162
17	15 S.Varon	56.150
18	35 L.Kemmer	1'01.447
19	44 L.Hirano	1'18.795
20	27 R.Peixoto	

Lap 3		
1	64 S.Sanchez	5'36.805
2	36 B.Neila	0.001
3	22 A.Carrasco	0.020
4	6 M.Herrera	0.042
5	96 R.Ponziani	0.486
6	8 T.Relph	2.125
7	46 P.Ruiz	5.520
8	52 J.Howden	5.616
9	14 M.Dobbs	6.664
10	83 A.Madrigal	7.887
11	99 I.Carreno	9.288
12	19 A.Durednickova	11.430
13	77 A.Sibaja	11.949
14	28 O.Ongaro	13.148
15	76 J.Hanks-Elliott	14.040
16	10 R.Yochay	15.580
17	15 S.Varon	16.983
18	4 E.Bondi	17.305
19	16 L.Michel	17.341
20	35 L.Kemmer	18.996
21	44 L.Hirano	20.351
22	27 R.Peixoto	35.705

Lap 6		
1	6 M.Herrera	11'09.042
2	64 S.Sanchez	0.170
3	36 B.Neila	0.646
4	22 A.Carrasco	0.653
5	96 R.Ponziani	2.240
6	46 P.Ruiz	8.043
7	52 J.Howden	10.196
8	14 M.Dobbs	14.274
9	83 A.Madrigal	14.635
10	99 I.Carreno	16.831
11	19 A.Durednickova	21.277
12	77 A.Sibaja	22.630
13	76 J.Hanks-Elliott	26.863
14	28 O.Ongaro	27.214
15	10 R.Yochay	29.361
16	4 E.Bondi	32.413
17	16 L.Michel	32.471
18	15 S.Varon	32.787
19	35 L.Kemmer	35.337
20	44 L.Hirano	41.789
21	27 R.Peixoto	1'11.008

Lap 9		
1	22 A.Carrasco	16'40.501
2	64 S.Sanchez	0.066
3	6 M.Herrera	0.114
4	36 B.Neila	0.369
5	96 R.Ponziani	5.945
6	46 P.Ruiz	10.632
7	14 M.Dobbs	22.844
8	83 A.Madrigal	23.190
9	99 I.Carreno	24.722
10	19 A.Durednickova	32.039
11	77 A.Sibaja	35.006
12	76 J.Hanks-Elliott	41.801
13	28 O.Ongaro	41.819
14	10 R.Yochay	42.552
15	4 E.Bondi	45.902
16	16 L.Michel	46.363
17	15 S.Varon	47.185
18	35 L.Kemmer	51.635
19	44 L.Hirano	1'03.980
20	27 R.Peixoto	

Lap 12		
1	64 S.Sanchez	22'11.343
2	22 A.Carrasco	0.032
3	6 M.Herrera	0.164
4	36 B.Neila	0.310
5	96 R.Ponziani	10.596
6	46 P.Ruiz	16.696
7	14 M.Dobbs	32.448
8	83 A.Madrigal	32.590
9	99 I.Carreno	32.637
10	19 A.Durednickova	44.583
11	77 A.Sibaja	49.729
12	28 O.Ongaro	56.583
13	10 R.Yochay	56.599
14	76 J.Hanks-Elliott	56.670
15	4 E.Bondi	56.843
16	16 L.Michel	59.139
17	15 S.Varon	1'00.224
18	35 L.Kemmer	1'08.200
19	44 L.Hirano	1'27.033

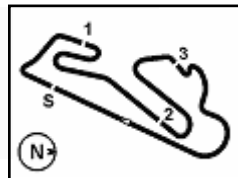
Lap 7		
1	64 S.Sanchez	12'59.530

Lap 10		
1	22 A.Carrasco	18'30.735
2	64 S.Sanchez	0.020
3	6 M.Herrera	0.076
4	36 B.Neila	0.520
5	96 R.Ponziani	7.257
6	46 P.Ruiz	12.059
7	14 M.Dobbs	25.911

13/10/2024

These data/results cannot be reproduced, stored and/or transmitted in whole or in part by any manner of electronic, mechanical, photocopying, recording, broadcasting or otherwise now known or herein after developed without the previous express consent by the copyright owner, except for reproduction in daily press and regular printed publications on sale to the public within 60 days of the event related to those data/results and always provided that copyright symbol appears together as follows below.

© DORNA WSBK ORGANIZATION Srl 2024



Estoril Round, 11-13 October 2024
Lap Chart Race 2

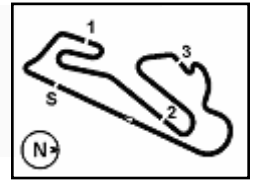
Race Pace Comparison

	64 San	22 Car	6 Her	36 Nei	96 Pon	46 Rui	14 Dob	83 Mad	99 Cal	19 Our	77 Sib	28 Ong	10 Voc	76 Han
1	1'54.300	1'54.411	1'53.981	1'54.846	1'55.802	1'57.585	1'58.040	1'58.644	1'59.807	2'00.008	1'59.524	1'59.471	2'01.042	2'01.573
2	1'50.408	1'50.440	1'50.761	1'50.351	1'50.645	1'52.294	1'52.728	1'53.014	1'53.199	1'54.325	1'54.726	1'55.572	1'55.107	1'54.753
3	1'52.097	1'51.974	1'52.105	1'51.609	1'50.844	1'52.446	1'52.701	1'53.034	1'53.087	1'53.902	1'54.504	1'54.910	1'56.236	1'54.519
4	1'51.307	1'51.493	1'51.461	1'51.483	1'51.846	1'51.800	1'52.783	1'53.023	1'53.163	1'53.732	1'54.123	1'55.305	1'55.456	1'54.674
5	1'50.757	1'50.562	1'50.694	1'50.781	1'51.270	1'51.547	1'53.523	1'52.847	1'53.187	1'54.494	1'54.466	1'55.774	1'55.508	1'55.147
6	1'50.343	1'50.815	1'50.040	1'50.618	1'50.875	1'51.413	1'53.541	1'53.115	1'53.430	1'53.858	1'54.329	1'55.224	1'55.054	1'55.239
7	1'50.318	1'49.872	1'50.523	1'50.356	1'51.575	1'51.263	1'53.389	1'53.349	1'53.418	1'54.280	1'54.452	1'55.040	1'55.182	1'55.197
8	1'50.474	1'50.398	1'50.501	1'50.313	1'51.997	1'51.453	1'53.282	1'53.334	1'52.978	1'54.089	1'54.440	1'55.565	1'54.855	1'55.599
9	1'50.563	1'50.536	1'50.549	1'50.513	1'51.592	1'51.332	1'53.358	1'53.331	1'52.954	1'53.852	1'54.943	1'55.459	1'54.613	1'55.601
10	1'50.188	1'50.234	1'50.196	1'50.385	1'51.546	1'51.661	1'53.301	1'53.512	1'52.468	1'54.665	1'54.405	1'55.521	1'54.761	1'55.375
11	1'50.467	1'50.513	1'50.449	1'50.241	1'52.195	1'52.594	1'53.553	1'53.100	1'52.834	1'54.243	1'55.082	1'55.217	1'54.989	1'55.449
12	1'50.121	1'50.127	1'50.247	1'50.157	1'51.752	1'52.651	1'53.592	1'53.630	1'53.455	1'54.478	1'56.078	1'54.868	1'55.139	1'54.887

	4 Bon	16 Mic	15 Var	35 Kem	44 Hir	27 Pei	52 How	8 Rei
1	1'59.797	2'03.106	2'02.763	2'03.107	2'02.794	2'07.951	1'56.822	1'55.779
2	1'56.094	1'55.657	1'55.641	1'56.742	1'57.273	2'02.029	1'52.529	1'51.437
3	1'58.219	1'55.383	1'55.384	1'55.952	1'57.089	2'02.530	1'53.070	1'51.714
4	1'55.602	1'55.556	1'56.509	1'56.335	1'57.359	2'02.136	1'52.312	1'51.507
5	1'55.758	1'55.809	1'55.535	1'56.402	1'57.828	2'03.583	1'52.027	
6	1'55.985	1'56.002	1'55.997	1'55.841	1'58.488	2'01.821	1'52.478	
7	1'55.188	1'55.174	1'55.557	1'55.922	1'58.219	2'09.147	1'52.527	
8	1'55.333	1'55.707	1'55.113	1'55.937	1'58.047	2'01.794		
9	1'54.427	1'54.470	1'55.187	1'55.898	1'57.384	2'04.627		
10	1'54.472	1'54.435	1'54.513	1'55.341	1'57.966	2'03.075		
11	1'54.211	1'55.085	1'55.173	1'55.192	1'57.570	2'01.524		
12	1'53.100	1'54.098	1'54.195	1'56.874	1'58.359			

13/10/2024
These data/results cannot be reproduced, stored and/or transmitted in whole or in part by any manner of electronic, mechanical, photocopying, recording, broadcasting or otherwise now known or herein after developed without the previous express consent by the copyright owner, except for reproduction in daily press and regular printed publications on sale to the public within 60 days of the event related to those data/results and always provided that copyright symbol appears together as follows below.
© DORNA WSBK ORGANIZATION Srl 2024





Circuito Estoril 4.182 m

**Estoril Round, 11-13 October 2024
Chronological Analysis Race 2**

Start at 12:45:40.715

1 / 3

1° 64 S. SANCHEZ [1'50.121]							
Lap	Seg1	Seg2	Seg3	Seg4	Lap Time	km/h	Local Time
1		27.543	25.261	34.506	1'54.300		12:47'35.015
2	22.733	27.393	25.292	34.990	1'50.408	217,3	12:49'25.423
3	23.091	28.305	25.516	35.185	1'52.097	211,8	12:51'17.520
4	23.264	27.685	25.312	35.046	1'51.307	207,7	12:53'08.827
5	22.903	27.519	25.280	35.055	1'50.757	210,1	12:54'59.584
6	23.332	27.517	25.035	34.459	1'50.343	208,5	12:56'49.927
7	22.631	27.528	25.171	34.988	1'50.318	217,7	12:58'40.245
8	23.010	27.549	25.373	34.542	1'50.474	209,7	13:00'30.719
9	22.746	27.540	25.362	34.915	1'50.563	212,6	13:02'21.282
10	22.874	27.511	25.319	34.484	1'50.188	213,9	13:04'11.470
11	22.832	27.496	25.327	34.812	1'50.467	211,4	13:06'01.937
12	23.077	27.454	25.158	34.432	1'50.121	210,5	13:07'52.058

Race Time 22'11.343

2° 22 A. CARRASCO [1'49.872]							
Lap	Seg1	Seg2	Seg3	Seg4	Lap Time	km/h	Local Time
1		27.478	25.382	34.337	1'54.411		12:47'35.126
2	22.971	27.375	25.349	34.745	1'50.440	222,2	12:49'25.566
3	23.247	28.015	25.710	35.002	1'51.974	214,7	12:51'17.540
4	23.662	27.412	25.667	34.752	1'51.493	209,3	12:53'09.033
5	22.953	27.433	25.289	34.887	1'50.562	215,1	12:54'59.595
6	23.484	27.455	25.450	34.426	1'50.815	206,9	12:56'50.410
7	22.981	27.462	25.097	34.332	1'49.872	212,6	12:58'40.282
8	22.860	27.589	25.178	34.771	1'50.398	213,9	13:00'30.680
9	23.073	27.288	25.478	34.697	1'50.536	209,3	13:02'21.216
10	22.747	27.531	25.276	34.680	1'50.234	213,4	13:04'11.450
11	23.249	27.272	25.487	34.505	1'50.513	210,9	13:06'01.963
12	22.924	27.505	25.063	34.635	1'50.127	213,4	13:07'52.090

Race Time 22'11.375

3° 6 M. HERRERA [1'50.040]							
Lap	Seg1	Seg2	Seg3	Seg4	Lap Time	km/h	Local Time
1		27.543	25.104	34.521	1'53.981		12:47'34.696
2	22.932	27.508	25.432	34.889	1'50.761	209,7	12:49'25.457
3	22.972	28.654	25.566	34.913	1'52.105	213,9	12:51'17.562
4	23.730	27.512	25.551	34.668	1'51.461	199,6	12:53'09.023
5	23.302	27.452	25.348	34.592	1'50.694	211,4	12:54'59.717
6	22.702	27.480	25.109	34.749	1'50.040	215,1	12:56'49.757
7	22.983	27.387	25.254	34.899	1'50.523	209,7	12:58'40.280
8	23.173	27.480	25.401	34.447	1'50.501	210,9	13:00'30.781
9	23.126	27.318	25.467	34.638	1'50.549	211,4	13:02'21.330
10	23.051	27.312	25.435	34.398	1'50.196	209,7	13:04'11.526
11	22.985	27.412	25.372	34.680	1'50.449	212,6	13:06'01.975
12	23.159	27.413	25.235	34.440	1'50.247	209,3	13:07'52.222

Race Time 22'11.507

4° 36 B. NEILA [1'50.157]							
Lap	Seg1	Seg2	Seg3	Seg4	Lap Time	km/h	Local Time
1		27.425	25.520	34.512	1'54.846		12:47'35.561
2	22.893	27.229	25.364	34.865	1'50.351	216,0	12:49'25.912
3	23.073	27.772	25.558	35.206	1'51.609	218,6	12:51'17.521
4	23.496	27.563	25.577	34.847	1'51.483	209,7	12:53'09.004
5	23.167	27.418	25.418	34.778	1'50.781	212,2	12:54'59.785
6	22.953	27.779	25.327	34.559	1'50.618	216,9	12:56'50.403
7	23.265	27.413	25.186	34.492	1'50.356	212,2	12:58'40.759
8	22.973	27.425	25.452	34.463	1'50.313	213,4	13:00'31.072
9	23.052	27.405	25.497	34.559	1'50.513	217,3	13:02'21.585
10	23.081	27.291	25.444	34.569	1'50.385	215,6	13:04'11.970
11	22.938	27.371	25.388	34.544	1'50.241	214,7	13:06'02.211
12	23.105	27.303	25.332	34.417	1'50.157	215,6	13:07'52.368

Race Time 22'11.653

5° 96 R. PONZIANI [1'50.645]							
Lap	Seg1	Seg2	Seg3	Seg4	Lap Time	km/h	Local Time
1							
2	23.485	28.074	26.292	35.348	1'53.199	220,9	12:49'33.721

1		27.732	25.588	34.668	1'55.802		12:47'36.517
2	23.054	27.425	25.477	34.689	1'50.645	216,9	12:49'27.162
3	23.176	27.502	25.546	34.620	1'50.844	216,4	12:51'18.006
4	23.415	27.749	25.542	35.140	1'51.846	219,5	12:53'09.852
5	23.236	27.538	25.594	34.902	1'51.270	216,0	12:55'01.122
6	22.988	27.401	25.448	35.038	1'50.875	211,8	12:56'51.997
7	23.192	27.605	25.640	35.138	1'51.575	214,7	12:58'43.572
8	23.223	27.771	25.726	35.277	1'51.997	212,2	13:00'35.569
9	23.336	27.691	25.452	35.113	1'51.592	210,9	13:02'27.161
10	22.979	27.799	25.605	35.163	1'51.546	212,2	13:04'18.707
11	23.277	27.797	25.649	35.472	1'52.195	210,9	13:06'10.902
12	23.228	27.652	25.624	35.248	1'51.752	209,7	13:08'02.654

Race Time 22'21.939

6° 46 P. RUIZ [1'51.263]							
Lap	Seg1	Seg2	Seg3	Seg4	Lap Time	km/h	Local Time
1		27.830	25.662	35.938	1'57.585		12:47'38.300
2	23.220	27.969	25.584	35.521	1'52.294	214,3	12:49'30.594
3	23.236	27.735	25.897	35.578	1'52.446	214,3	12:51'23.040
4	23.248	27.882	25.466	35.204	1'51.800	208,1	12:53'14.840
5	23.177	27.810	25.453	35.107	1'51.547	207,7	12:55'06.387
6	23.127	27.633	25.529	35.124	1'51.413	209,3	12:56'57.800
7	23.004	27.752	25.400	35.107	1'51.263	208,9	12:58'49.063
8	23.156	27.763	25.451	35.083	1'51.453	207,3	13:00'40.516
9	23.002	27.610	25.569	35.151	1'51.332	207,7	13:02'31.848
10	22.959	27.866	25.505	35.331	1'51.661	209,3	13:04'23.509
11	23.320	27.898	25.870	35.506	1'52.594	207,7	13:06'16.103
12	23.316	27.915	25.832	35.588	1'52.651	206,1	13:08'08.754

Race Time 22'28.039

7° 14 M. DOBBS [1'52.701]							
Lap	Seg1	Seg2	Seg3	Seg4	Lap Time	km/h	Local Time
1		27.998	26.355	35.303	1'58.040		12:47'38.755
2	23.191	28.076	25.965	35.496	1'52.728	216,0	12:49'31.483
3	23.208	28.134	26.029	35.330	1'52.701	215,1	12:51'24.184
4	23.260	28.109	26.047	35.367	1'52.783	212,6	12:53'16.967
5	23.484	28.103	26.301	35.635	1'53.523	210,5	12:55'10.490
6	23.491	28.211	26.146	35.693	1'53.541	210,1	12:57'04.031
7	23.418	28.337	25.941	35.693	1'53.389	209,7	12:58'57.420
8	23.408	28.147	26.069	35.658	1'53.282	207,3	13:00'50.702
9	23.626	28.140	26.099	35.493	1'53.358	207,7	13:02'44.060
10	23.453	28.254	26.128	35.466	1'53.301	208,1	13:04'37.361
11	23.501	28.267	26.114	35.671	1'53.553	207,7	13:06'30.914
12	23.768	28.131	25.999	35.694	1'53.592	205,3	13:08'24.506

Race Time 22'43.791

8° 83 A. MADRIGAL [1'52.847]							
Lap	Seg1	Seg2	Seg3	Seg4	Lap Time	km/h	Local Time
1		27.893	26.547	35.606	1'58.644		12:47'39.359
2	23.366	27.946	26.026	35.676	1'53.014	216,9	12:49'32.373
3	23.437	28.161	26.066	35.370	1'53.034	216,0	12:51'25.407
4	23.474	28.016	25.954	35.579	1'53.023	212,6	12:53'18.430
5	23.392	28.123	25.880	35.452	1'52.847	211,4	12:55'11.277
6	23.257	27.962	26.230	35.666	1'53.115	212,6	12:57'04.392
7	23.533	28.069	26.081	35.666	1'53.349	215,6	12:58'57.741
8	23.688	27.981	25.950	35.715	1'53.334	211,8	13:00'51.075
9	23.545	28.039	26.229	35.518	1'53.331	213,0	13:02'44.406
10	23.615	27.931	26.215	35.751	1'53.512	213,4	13:04'37.918
11	23.344	27.961	26.359	35.436	1'53.100	211,8	13:06'31.018
12	23.971	27.856	26.257	35.546	1'53.630	210,5	13:08'24.648

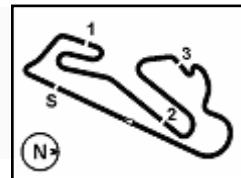
Race Time 22'43.933

9° 99 I. CARRENO [1'52.468]							
Lap	Seg1	Seg2	Seg3	Seg4	Lap Time	km/h	Local Time
1		28.324	26.308	35.609	1'59.807		12:47'40.522
2	23.485	28.074	26.292	35.348	1'53.199	220,9	12:49'33.721

13/10/2024 P = Pits In/Out - C = Lap Time Cancelled

These data/results cannot be reproduced, stored and/or transmitted in whole or in part by any manner of electronic, mechanical, photocopying, recording, broadcasting or otherwise now known or herein after developed without the previous express consent by the copyright owner, except for reproduction in daily press and regular printed publications on sale to the public within 60 days of the event related to those data/results and always provided that copyright symbol appears together as follows below.

© DORNA WSBK ORGANIZATION Srl 2024



Circuito Estoril 4.182 m

Estoril Round, 11-13 October 2024
Chronological Analysis Race 2

Start at 12:45:40.715

2 / 3

Lap	Seg1	Seg2	Seg3	Seg4	Lap Time	km/h	Local Time
3	23.288	28.263	26.022	35.514	1'53.087	213,0	12:51'26.808
4	23.374	28.113	26.033	35.643	1'53.163	210,5	12:53'19.971
5	23.342	28.025	26.167	35.653	1'53.187	208,9	12:55'13.158
6	23.371	28.207	26.263	35.589	1'53.430	208,9	12:57'06.588
7	23.487	28.258	26.061	35.612	1'53.418	209,7	12:59'00.006
8	23.270	28.192	26.003	35.513	1'52.978	207,3	13:00'52.984
9	23.295	28.133	26.040	35.486	1'52.954	208,5	13:02'45.938
10	23.279	27.960	25.845	35.384	1'52.468	208,9	13:04'38.406
11	23.396	27.913	26.275	35.250	1'52.834	210,5	13:06'31.240
12	23.993	28.285	25.996	35.181	1'53.455	215,6	13:08'24.695

Race Time 23'07.942

Race Time 22'43.980

10° 19 A. DUREDNICKOVA [1'53.732]							
Lap	Seg1	Seg2	Seg3	Seg4	Lap Time	km/h	Local Time
1		28.250	26.589	35.684	2'00.008		12:47'40.723
2	23.674	27.825	26.884	35.942	1'54.325	224,5	12:49'35.048
3	23.689	28.065	26.219	35.929	1'53.902	211,4	12:51'28.950
4	23.859	27.823	26.037	36.013	1'53.732	210,1	12:53'22.682
5	23.935	28.296	26.221	36.042	1'54.494	208,9	12:55'17.176
6	23.601	27.993	26.189	36.075	1'53.858	208,5	12:57'11.034
7	23.817	28.180	26.191	36.092	1'54.280	208,5	12:59'05.314
8	23.897	28.038	26.400	36.114	1'54.089	206,9	13:00'59.403
9	23.684	28.047	26.084	36.037	1'53.852	206,5	13:02'53.255
10	23.730	28.204	26.176	36.555	1'54.665	206,1	13:04'47.920
11	24.008	28.140	26.145	35.950	1'54.243	205,7	13:06'42.163
12	23.878	28.110	26.291	36.199	1'54.478	204,5	13:08'36.641

Race Time 22'55.926

11° 77 A. SIBAJA [1'54.123]							
Lap	Seg1	Seg2	Seg3	Seg4	Lap Time	km/h	Local Time
1		28.172	26.585	35.790	1'59.524		12:47'40.239
2	23.513	28.291	26.996	35.926	1'54.726	216,9	12:49'34.965
3	23.439	28.451	26.648	35.966	1'54.504	214,3	12:51'29.469
4	23.681	28.065	26.464	35.913	1'54.123	212,6	12:53'23.592
5	23.592	28.359	26.322	36.193	1'54.466	211,4	12:55'18.058
6	23.700	28.167	26.431	36.031	1'54.329	210,5	12:57'12.387
7	23.671	28.403	26.318	36.060	1'54.452	210,9	12:59'06.839
8	23.664	28.466	26.251	36.059	1'54.440	208,5	13:01'01.279
9	23.826	28.285	26.668	36.164	1'54.943	208,9	13:02'56.222
10	23.730	28.276	26.373	36.026	1'54.405	208,1	13:04'50.627
11	23.856	28.378	26.556	36.292	1'55.082	206,5	13:06'45.709
12	24.069	28.469	26.863	36.677	1'56.078	206,5	13:08'41.787

Race Time 23'01.072

12° 28 D. ONGARO [1'54.868]							
Lap	Seg1	Seg2	Seg3	Seg4	Lap Time	km/h	Local Time
1		28.124	26.532	35.990	1'59.471		12:47'40.186
2	24.207	28.599	26.786	35.980	1'55.572	214,3	12:49'35.758
3	23.783	28.375	26.495	36.257	1'54.910	214,7	12:51'30.668
4	24.107	28.252	26.614	36.332	1'55.305	210,5	12:53'25.973
5	24.193	28.674	26.543	36.364	1'55.774	208,1	12:55'21.747
6	23.745	28.516	26.705	36.258	1'55.224	213,9	12:57'16.971
7	23.802	28.333	26.487	36.418	1'55.040	213,0	12:59'12.011
8	23.808	29.161	26.481	36.115	1'55.565	214,7	13:01'07.576
9	23.936	28.343	26.665	36.515	1'55.459	214,3	13:03'03.035
10	24.045	28.446	26.976	36.054	1'55.521	208,1	13:04'58.556
11	23.903	28.293	26.794	36.227	1'55.217	210,1	13:06'53.773
12	23.796	28.274	26.463	36.335	1'54.868	214,3	13:08'48.641

Race Time 23'07.926

13° 10 R. YOCHAY [1'54.613]							
Lap	Seg1	Seg2	Seg3	Seg4	Lap Time	km/h	Local Time
1		28.621	26.535	36.083	2'01.042		12:47'41.757
2	23.780	28.792	26.453	36.082	1'55.107	215,1	12:49'36.864
3	24.897	28.425	26.577	36.337	1'56.236	218,2	12:51'33.100
4	24.316	28.359	26.651	36.130	1'55.456	212,2	12:53'28.556

14° 76 J. HANKS-ELLIOTT [1'54.519]							
Lap	Seg1	Seg2	Seg3	Seg4	Lap Time	km/h	Local Time
1		28.542	26.821	35.811	2'01.573		12:47'42.288
2	23.500	28.656	26.492	36.105	1'54.753	214,7	12:49'37.041
3	23.824	28.333	26.264	36.098	1'54.519	218,6	12:51'31.560
4	23.814	28.216	26.447	36.197	1'54.674	210,1	12:53'26.234
5	23.813	28.264	26.518	36.452	1'55.147	213,4	12:55'21.381
6	23.937	28.347	26.433	36.522	1'55.239	208,9	12:57'16.620
7	23.894	28.371	26.306	36.626	1'55.197	207,3	12:59'11.817
8	23.890	29.002	26.260	36.447	1'55.599	206,5	13:01'07.416
9	24.614	28.365	26.388	36.234	1'55.601	207,3	13:03'03.017
10	23.823	28.574	26.490	36.488	1'55.375	207,3	13:04'58.392
11	24.247	28.279	26.902	36.021	1'55.449	204,2	13:06'53.841
12	23.943	28.175	26.813	35.956	1'54.887	210,1	13:08'48.728

Race Time 23'08.013

15° 4 E. BONDI [1'53.100]							
Lap	Seg1	Seg2	Seg3	Seg4	Lap Time	km/h	Local Time
1		28.398	26.406	35.825	1'59.797		12:47'40.512
2	24.383	29.119	26.574	36.018	1'56.094	219,5	12:49'36.606
3	24.388	28.434	29.282	36.115	1'58.219	214,7	12:51'34.825
4	24.040	28.664	26.788	36.110	1'55.602	216,4	12:53'30.427
5	23.871	28.541	26.974	36.372	1'55.758	211,4	12:55'26.185
6	23.975	28.933	26.918	36.159	1'55.985	209,7	12:57'22.170
7	23.792	28.467	26.809	36.120	1'55.188	207,7	12:59'17.358
8	24.051	28.516	26.629	36.137	1'55.333	207,7	13:01'12.691
9	23.624	28.545	26.547	35.711	1'54.427	208,1	13:03'07.118
10	23.898	28.536	26.576	35.462	1'54.472	206,5	13:05'01.590
11	23.885	28.104	26.450	35.772	1'54.211	206,9	13:06'55.801
12	23.660	27.886	25.955	35.599	1'53.100	208,9	13:08'48.901

Race Time 23'08.186

16° 16 L. MICHEL [1'54.098]							
Lap	Seg1	Seg2	Seg3	Seg4	Lap Time	km/h	Local Time
1		28.698	27.566	36.004	2'03.106		12:47'43.821
2	24.370	28.608	26.554	36.125	1'55.657	219,1	12:49'39.478
3	24.239	28.419	26.912	35.813	1'55.383	216,9	12:51'34.861
4	24.590	28.294	26.985	35.687	1'55.556	213,0	12:53'30.417
5	24.597	28.180	26.501	36.531	1'55.809	212,2	12:55'26.226
6	24.608	28.378	27.071	35.945	1'56.002	214,3	12:57'22.228
7	24.458	28.277	26.693	35.746	1'55.174	211,8	12:59'17.402
8	24.383	28.258	26.949	36.117	1'55.707	211,8	13:01'13.109
9	24.148	28.154	26.476	35.692	1'54.470	213,9	13:03'07.579
10	24.104	28.063	26.702	35.566	1'54.435	212,6	13:05'02.014
11	24.660	28.159	26.370	35.896	1'55.085	213,9	13:06'57.099
12	23.968	28.086	26.308	35.736	1'54.098	213,4	13:08'51.197

Race Time 23'10.482

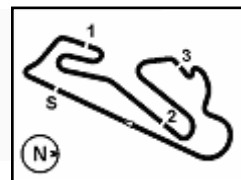
17° 15 S. VARON [1'54.195]							
Lap	Seg1	Seg2	Seg3	Seg4	Lap Time	km/h	Local Time
1		28.990	27.255	36.324	2'02.763		12:47'43.478
2	24.201	28.659	26.530	36.251	1'55.641	214,3	12:49'39.119
3	24.016	28.450	26.825	36.093	1'55.384	213,0	12:51'34.503
4	24.344	28.918	27.173	36.074	1'56.509	210,9	12:53'31.012
5	24.576	28.414	26.553	35.992	1'55.535	214,3	12:55'26.547
6	24.541	28.400	27.037	36.019	1'55.997	215,1	12:57'22.544

13/10/2024 P = Pits In/Out - C = Lap Time Cancelled

These data/results cannot be reproduced, stored and/or transmitted in whole or in part by any manner of electronic, mechanical, photocopying, recording, broadcasting or otherwise now known or herein after developed without the previous express consent by the copyright owner, except for reproduction in daily press and regular printed publications on sale to the public within 60 days of the event related to those data/results and always provided that copyright symbol appears together as follows below.

© DORNA WSBK ORGANIZATION Srl 2024





Circuito Estoril 4.182 m

Estoril Round, 11-13 October 2024

Chronological Analysis Race 2

3 / 3

Start at 12:45:40.715

7	24.417	28.540	26.410	36.190	1'55.557	213,0	12:59'18.101
8	24.112	28.278	26.668	36.055	1'55.113	209,7	13:01'13.214
9	24.276	28.435	26.513	35.963	1'55.187	212,6	13:03'08.401
10	23.982	28.259	26.426	35.846	1'54.513	207,7	13:05'02.914
11	24.093	28.456	26.395	36.229	1'55.173	207,7	13:06'58.087
12	23.901	28.417	26.191	35.686	1'54.195	209,7	13:08'52.282

Race Time 23'11.567

RET								8 T. RELPH [1'51.437]		
Lap	Seg.1	Seg.2	Seg.3	Seg.4	Lap Time	km/h	Local Time			
1		27.632	25.638	34.896	1'55.779		12:47'36.494			
2	23.382	27.606	25.469	34.980	1'51.437	215,6	12:49'27.931			
3	23.293	27.722	25.743	34.956	1'51.714	217,7	12:51'19.645			
4	23.375	27.776	25.509	34.847	1'51.507	215,6	12:53'11.152			
5	23.283					214,7				

Race Time 7'30.437

18°								35 L. KEMMER [1'55.192]		
Lap	Seg.1	Seg.2	Seg.3	Seg.4	Lap Time	km/h	Local Time			
1		28.795	27.374	36.345	2'03.107		12:47'43.822			
2	24.570	28.702	26.900	36.570	1'56.742	216,0	12:49'40.564			
3	24.252	28.636	26.760	36.304	1'55.952	209,7	12:51'36.516			
4	24.394	28.475	27.103	36.363	1'56.335	208,5	12:53'32.851			
5	24.390	28.533	26.904	36.575	1'56.402	207,7	12:55'29.253			
6	24.155	28.598	26.668	36.420	1'55.841	207,3	12:57'25.094			
7	24.318	28.532	26.743	36.329	1'55.922	207,7	12:59'21.016			
8	24.278	28.684	26.751	36.224	1'55.937	205,3	13:01'16.953			
9	24.334	28.384	26.777	36.403	1'55.898	205,7	13:03'12.851			
10	24.312	28.399	26.458	36.172	1'55.341	204,9	13:05'08.192			
11	24.171	28.451	26.439	36.131	1'55.192	204,2	13:07'03.384			
12	25.344	28.641	26.736	36.153	1'56.874	206,1	13:09'00.258			

Race Time 23'19.543

19°								44 L. HIRANO [1'57.089]		
Lap	Seg.1	Seg.2	Seg.3	Seg.4	Lap Time	km/h	Local Time			
1		29.043	27.277	36.653	2'02.794		12:47'43.509			
2	24.340	28.919	27.478	36.536	1'57.273	216,0	12:49'40.782			
3	24.251	28.850	27.154	36.834	1'57.089	217,3	12:51'37.871			
4	24.270	29.027	26.987	37.075	1'57.359	209,3	12:53'35.230			
5	24.463	29.309	27.191	36.865	1'57.828	207,7	12:55'33.058			
6	24.429	29.523	27.315	37.221	1'58.488	206,9	12:57'31.546			
7	24.437	29.320	27.172	37.290	1'58.219	206,5	12:59'29.765			
8	24.455	29.122	27.161	37.309	1'58.047	204,9	13:01'27.812			
9	24.277	29.137	26.831	37.139	1'57.384	206,5	13:03'25.196			
10	24.166	29.351	26.916	37.533	1'57.966	204,9	13:05'23.162			
11	24.395	29.129	26.914	37.132	1'57.570	204,2	13:07'20.732			
12	24.288	29.290	27.282	37.499	1'58.359	204,5	13:09'19.091			

Race Time 23'38.376

20°								27 R. PEIXOTO [2'01.524]		
Lap	Seg.1	Seg.2	Seg.3	Seg.4	Lap Time	km/h	Local Time			
1		29.597	28.095	38.206	2'07.951		12:47'48.666			
2	25.623	29.843	28.112	38.451	2'02.029	207,7	12:49'50.695			
3	25.738	29.877	28.340	38.575	2'02.530	205,7	12:51'53.225			
4	25.548	29.851	28.028	38.709	2'02.136	203,8	12:53'55.361			
5	25.577	30.753	28.341	38.912	2'03.583	203,0	12:55'58.944			
6	25.535	29.839	27.819	38.628	2'01.821	203,0	12:58'00.765			
7	25.642	29.781	34.817	38.907	2'09.147	203,8	13:00'09.912			
8	25.502	29.936	28.008	38.348	2'01.794	201,9	13:02'11.706			
9	25.543	29.806	28.265	41.013	2'04.627	203,4	13:04'16.333			
10	25.729	29.819	28.149	39.378	2'03.075	203,8	13:06'19.408			
11	25.572	29.943	27.771	38.238	2'01.524	202,6	13:08'20.932			

Race Time 22'40.217

RET								52 J. HOWDEN [1'52.027]		
Lap	Seg.1	Seg.2	Seg.3	Seg.4	Lap Time	km/h	Local Time			
1		27.712	25.723	35.423	1'56.822		12:47'37.537			
2	23.582	27.780	25.668	35.499	1'52.529	215,6	12:49'30.066			
3	23.536	27.877	26.255	35.402	1'53.070	214,7	12:51'23.136			
4	23.499	27.720	25.785	35.308	1'52.312	214,7	12:53'15.448			
5	23.190	27.689	25.716	35.432	1'52.027	214,7	12:55'07.475			
6	23.435	27.740	25.702	35.601	1'52.478	214,3	12:56'59.953			
7	23.145	27.930	25.939	35.513	1'52.527	212,6	12:58'52.480			
8	23.280					211,8				

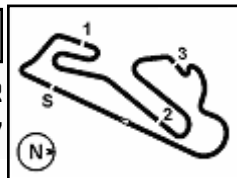
Race Time 13'11.765

13/10/2024 P = Pits In/Out - C = Lap Time Cancelled

These data/results cannot be reproduced, stored and/or transmitted in whole or in part by any manner of electronic, mechanical, photocopying, recording, broadcasting or otherwise now known or herein after developed without the previous express consent by the copyright owner, except for reproduction in daily press and regular printed publications on sale to the public within 60 days of the event related to those data/results and always provided that copyright symbol appears together as follows below.

© DORNA WSBK ORGANIZATION Srl 2024





Estoril Round, 11-13 October 2024
Best Laps & Speeds

No.	Rider Bike	Nat	Best Lap		FP		SP		WUP1		RC1		WUP2		RC2	
			LL	SPD	LL	SPD	LL	SPD	LL	SPD	LL	SPD	LL	SPD	LL	SPD
1	22 A. CARRASCO Yamaha YZF-R7	ESP	1'49.872 46 222,2		2'11.254 10 206,5		1'51.706 11 207,7		2'10.639 3 208,5		1'50.984 8 209,7		2 215,6		12 222,2	
2	6 M. HERRERA Yamaha YZF-R7	ESP	1'50.040 48 215,1		2'14.500 9 203,0		1'52.065 11 206,9		2'10.717 4 206,5		1'50.865 8 215,1		1'54.485 4 214,3		12 215,1	
3	64 S. SANCHEZ Yamaha YZF-R7	ESP	1'50.121 45 217,7		2'14.622 9 204,9		1'53.624 9 210,1		2'19.294 3 208,5		1'50.402 8 213,9		1'55.515 4 217,3		12 217,7	
4	36 B. NEILA Yamaha YZF-R7	ESP	1'50.157 44 218,6		2'14.070 9 204,2		1'53.613 11 210,5		2'21.403 3 200,4		1'50.713 8 212,2		1 193,9		12 218,6	
5	96 R. PONZIANI Yamaha YZF-R7	ITA	1'50.645 50 220,4		2'14.697 10 206,1		1'53.997 12 207,7		2'16.924 4 208,5		1'51.882 8 215,6		1'57.204 4 220,4		12 219,5	
6	46 P. RUIZ Yamaha YZF-R7	ESP	1'51.263 47 214,3		2'08.715 10 200,7		1'54.143 9 210,1		2'09.302 4 204,2		1'52.184 8 213,4		2'02.264 4 211,8		12 214,3	
7	8 T. RELPH Yamaha YZF-R7	AUS	1'51.437 37 217,7		2'06.801 10 204,5		1'53.938 9 210,1		2'07.898 3 210,5		1'51.995 8 213,9		2'00.091 3 215,1		4 217,7	
8	52 J. HOWDEN Yamaha YZF-R7	RSA	1'52.027 31 220,4				1'55.799 8 207,3		2'14.197 3 204,9		1'53.266 7 214,3		1'59.976 4 220,4		7 215,6	
9	99 I. CARRENO Yamaha YZF-R7	CHI	1'52.468 43 220,9		2'21.169 7 198,9		1'58.221 10 202,2		2'25.093 3 201,5		1'55.198 7 215,1		1'59.235 4 220,9		12 220,9	
10	14 M. DOBBS Yamaha YZF-R7	USA	1'52.701 44 221,8		2'13.035 7 200,4		1'54.877 10 206,9		2'12.791 3 206,1		1'53.378 8 219,1		2'02.473 4 221,8		12 216,0	
11	83 A. MADRIGAL Yamaha YZF-R7	MEX	1'52.847 44 219,5		2'14.247 9 201,5		1'54.109 9 211,8		2'24.994 3 204,9		1'53.054 7 219,1		2'00.399 4 219,5		12 216,9	
12	4 E. BONDI Yamaha YZF-R7	FRA	1'53.100 40 219,5		2'12.700 6 202,6		1'56.516 9 204,5		2'15.086 3 203,4		1'54.780 7 213,9		2'04.591 3 210,9		12 219,5	
13	19 A. OUREDNICKOVA Yamaha YZF-R7	CZE	1'53.732 34 224,5				1'56.075 7 202,2		2'16.833 4 203,8		1'55.148 7 216,0		2'04.373 4 209,3		12 224,5	
14	16 L. MICHEL Yamaha YZF-R7	GER	1'54.098 44 219,1		2'23.837 9 185,6		2'02.505 8 204,5		2'22.670 4 200,4		1'55.552 7 212,2		2'03.864 4 210,9		12 219,1	
15	77 A. SIBAJA Yamaha YZF-R7	ESP	1'54.123 44 216,9		2'16.888 9 198,9		1'57.349 11 205,3		2'17.521 4 206,5		1'54.907 7 215,6		1 204,5		12 216,9	
16	15 S. VARON Yamaha YZF-R7	COL	1'54.195 45 215,1		2'18.842 9 188,8		1'59.315 9 199,6		2'16.173 4 202,6		1'55.812 7 213,9		2'03.405 4 212,6		12 215,1	
17	33 C. LIU Yamaha YZF-R7	TPE	1'54.363 33 209,7		2'12.032 10 201,1		1'56.925 12 208,1		2'15.020 4 206,9		1'54.363 7 209,7					
18	76 J. HANKS-ELLIOTT Yamaha YZF-R7	GBR	1'54.519 39 218,6		2'14.169 10 197,4		2'01.068 4 201,1		2'23.640 2 200,7		1'56.683 7 209,3		2'04.994 4 209,7		12 218,6	
19	10 R. YOCHAY Yamaha YZF-R7	ISR	1'54.613 45 218,2		2'12.332 9 201,1		1'58.320 9 203,4		2'15.749 4 203,0		1'55.741 7 212,2		2'00.663 4 214,3		12 218,2	
20	28 O. ONGARO Yamaha YZF-R7	FRA	1'54.868 43 214,7		2'14.693 10 196,7		1'57.587 10 204,2				1'55.764 7 210,9				12 214,7	
21	35 L. KEMMER Yamaha YZF-R7	AUT	1'55.192 46 216,0		2'15.259 10 202,6		1'59.453 9 205,3		2'15.850 4 208,9		1'56.841 7 211,8		2'03.847 4 211,4		12 216,0	
22	44 L. HIRANO Yamaha YZF-R7	JPN	1'57.089 43 217,3		2'17.517 9 201,9		1'59.421 11 206,1		2'14.791 4 213,4		1'57.130 7 211,8		211,4		12 217,3	
23	27 R. PEIXOTO Yamaha YZF-R7	POR	2'01.524 43 209,3		2'26.602 8 187,8		2'06.283 10 198,2		2'26.631 3 195,3		2'04.935 7 205,3		2'05.813 4 209,3		11 207,7	

13/10/2024

These data/results cannot be reproduced, stored and/or transmitted in whole or in part by any manner of electronic, mechanical, photocopying, recording, broadcasting or otherwise now known or herein after developed without the previous express consent by the copyright owner, except for reproduction in daily press and regular printed publications on sale to the public within 60 days of the event related to those data/results and always provided that copyright symbol appears together as follows below.

© DORNA WSBK ORGANIZATION Srl 2024

FICR PERUGIA TIMING



Estoril Round, 11–13 October 2024

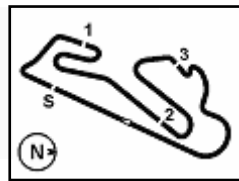
Fastest Laps Race 2

No.	Rider	Nat	Team	Bike	Lap	Time	Gap
1	22 A. CARRASCO	ESP	Evan Bros Racing Yamaha Team	Yamaha YZF-R7	7	1'49.872	
2	6 M. HERRERA	ESP	Klint Forward Factory Team	Yamaha YZF-R7	6	1'50.040	0.168
3	64 S. SANCHEZ	ESP	511 Terra&Vita Racing Team	Yamaha YZF-R7	12	1'50.121	0.249
4	36 B. NEILA	ESP	Ampito / Pata Prometeon Yamaha	Yamaha YZF-R7	12	1'50.157	0.285
5	96 R. PONZIANI	ITA	Yamaha Motoxrcing WCR Team	Yamaha YZF-R7	2	1'50.645	0.773
6	46 P. RUIZ	ESP	PS Racing Team 46+1	Yamaha YZF-R7	7	1'51.263	1.391
7	8 T. RELPH	AUS	TAYCO Motorsport	Yamaha YZF-R7	2	1'51.437	1.565
8	52 J. HOWDEN	RSA	Team Trasimeno	Yamaha YZF-R7	5	1'52.027	2.155
9	99 I. CARRENO	CHI	AD78 FIM Latinoamerica by Team GP3	Yamaha YZF-R7	10	1'52.468	2.596
10	14 M. DOBBS	USA	Sekhmet Motorcycle Racing Team	Yamaha YZF-R7	3	1'52.701	2.829
11	83 A. MADRIGAL	MEX	ITALIKA Racing FIMLA	Yamaha YZF-R7	5	1'52.847	2.975
12	4 E. BONDI	FRA	YART Zelos Black Knights Team	Yamaha YZF-R7	12	1'53.100	3.228
13	19 A. OUREDNICKOVA	CZE	DaFitMotoracing by Smrz	Yamaha YZF-R7	4	1'53.732	3.860
14	16 L. MICHEL	GER	TSL-Racing	Yamaha YZF-R7	12	1'54.098	4.226
15	77 A. SIBAJA	ESP	Deza - Box 77 Racing Team	Yamaha YZF-R7	4	1'54.123	4.251
16	15 S. VARON	COL	ITALIKA Racing FIMLA	Yamaha YZF-R7	12	1'54.195	4.323
17	76 J. HANKS-ELLIOTT	GBR	Sekhmet Motorcycle Racing Team	Yamaha YZF-R7	3	1'54.519	4.647
18	10 R. YOCHAY	ISR	511 Terra&Vita Racing Team	Yamaha YZF-R7	9	1'54.613	4.741
19	28 O. ONGARO	FRA	Ongaro Racing Team	Yamaha YZF-R7	12	1'54.868	4.996
20	35 L. KEMMER	AUT	Bertl K. Racing Team	Yamaha YZF-R7	11	1'55.192	5.320
21	44 L. HIRANO	JPN	Team Luna	Yamaha YZF-R7	3	1'57.089	7.217
22	27 R. PEIXOTO	POR	RP27	Yamaha YZF-R7	11	2'01.524	11.652

13/10/2024

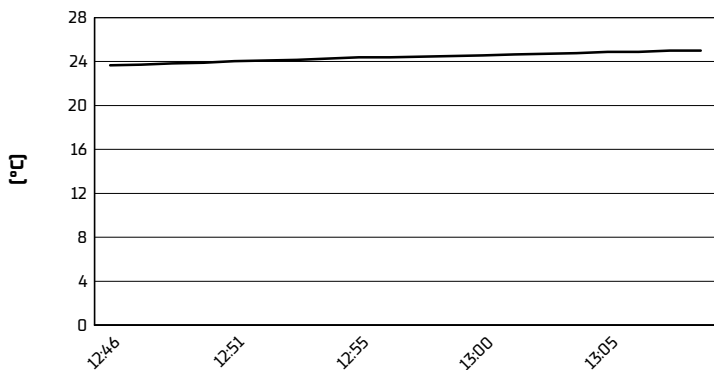
These data/results cannot be reproduced, stored and/or transmitted in whole or in part by any manner of electronic, mechanical, photocopying, recording, broadcasting or otherwise now known or herein after developed without the previous express consent by the copyright owner, except for reproduction in daily press and regular printed publications on sale to the public within 60 days of the event related to those data/results and always provided that copyright symbol appears together as follows below.

© DORNA WSBK ORGANIZATION Srl 2024

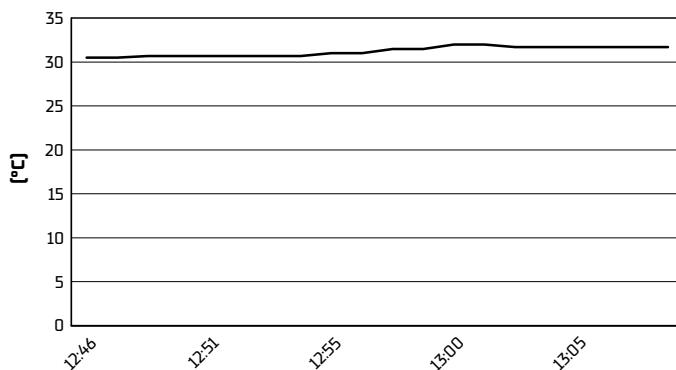


Estoril Round, 11-13 October 2024
Weather Report Race 2
Session started 12:46 - Session ended 13:10


Air Temperature



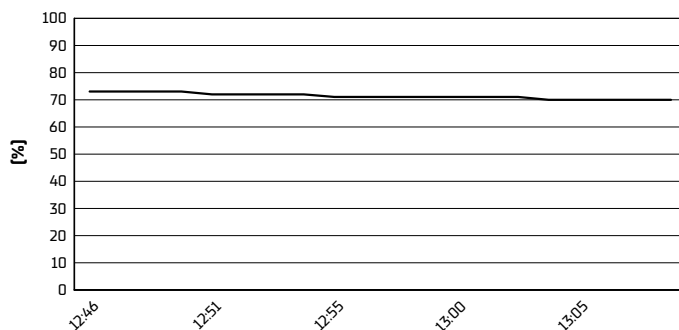
Track Temperature



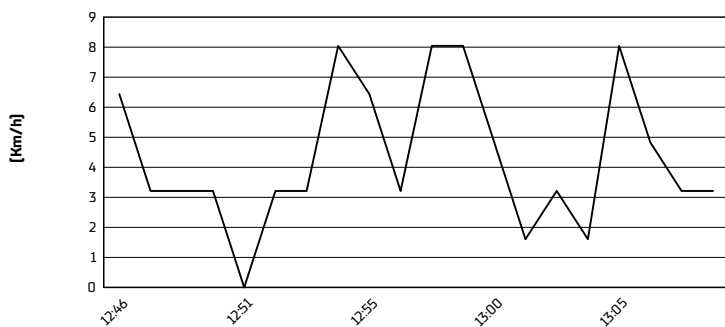
Air Pressure



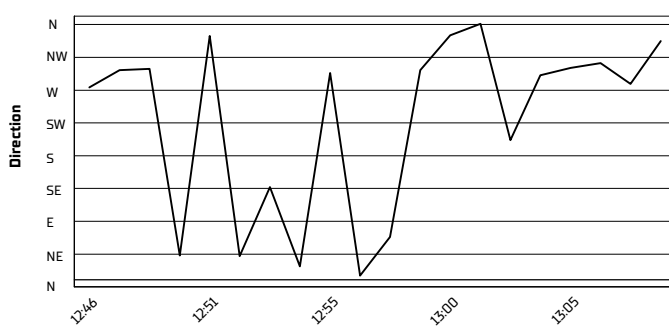
Humidity



Wind Speed



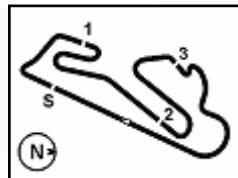
Wind Direction



13/10/2024

These data/results cannot be reproduced, stored and/or transmitted in whole or in part by any manner of electronic, mechanical, photocopying, recording, broadcasting or otherwise now known or herein after developed without the previous express consent by the copyright owner, except for reproduction in daily press and regular printed publications on sale to the public within 60 days of the event related to those data/results and always provided that copyright symbol appears together as follows below.

© DORNA WSBK ORGANIZATION Srl 2024



Estoril Round, 11-13 October 2024
Riders Performance

Circuito Estoril 4.182 m

	Points	Points From First	Points From Previous	June 16	July 14	August 11	September 22	October 13	October 20							
				MISANO	DONINGTON PARK	PORTIMAO	CREMONA CIRCUIT	ESTORIL	JEREZ	SP 1	2	SP 1	2	SP 1	2	SP 1
1	CARRASCO	208		3 2 3	1 1 2	2 3 1	3 3 1	1 1 2								
2	HERRERA	190	18	1 1 1	2 4 1	1 1 3	1 1 Rt	2 2 3								
3	SANCHEZ	166	42	24	2 3 2	3 3 3	3 2 2	4 2 Rt	4 4 1							
4	NEILA	136	72	30	7 5 4	5 2 4	4 4 4	5 5 4	3 3 4							
5	PONZIANI	109	99	27	4 4 5	4 5 Rt	6 6 5	2 4 2	6 7 5							
6	RUIZ	90	118	19	10 10 9	7 8 8	10 5 6	6 6 6	8 6 6							
7	RELPH	65	143	25	16 12	6 9 6	9 8 Rt	7 7 3	5 5 Rt							
8	MADRIGAL	56	152	9	19 12 Rt	14 13 13	8 10 7	11 9 7	7 9 8							
9	YOCHAY	49	159	7	12 8 8	9 6 5	20 15 12	19 16 13	17 15 13							
10	ONGARO	46	162	3	8 7	10 7 Rt	21 13 8	15 12 9	15 14 12							
11	OUREDNICKOVA	39	169	7	17 13 14	13 11 10	12 14 13	13 15 11	11 10 10							
12	DOBBS	31	177	8	18 Rt 15	12 17 Rt	15 Rt 9	14 10 Rt	9 8 7							
13	LIU	31	177	0	11 7 Rt	15 10 Rt	13 12 11	18 13 12	13 Nc							
14	BONDI	31	177	0	24 15 Rt	17 20 11	18 Rt 10	12 11 8	12 11 15							
15	CARRENO	30	178	1	6 6 6			16 13 9								
16	MICHEL	30	178	0	9 9 10	8 15 7	22 16 15	10 17 10	22 19 16							
17	LEWIS	19	189	11			8 8 5									
18	VAN ASWEGEN	17	191	2	14 11 13	18 16 14	11 9 Rt									
19	SIBAJA	16	192	1	22 16 19	21 19 16	17 11 16	20 20 14	14 12 11							
20	KEMMER	16	192	0	13 Rt 11	11 12 12	7 Rt 14	16 15	20 16 18							
21	HIRAND	13	195	3	23 14 16	16 14 9	23 17 18	21 14 Rt	19 20 19							
22	HOWDEN	9	199	4	5 Rt		5 7 Rt	9 19 Rt	10 21 Rt							
23	HANKS-ELLIOTT	2	206	7			14 Rt 17		21 18 14							
24	SILFA	1	207	1	26 17 20	19 18 15										

SP = Superpole - 1 = Race 1 - 2 = Race 2

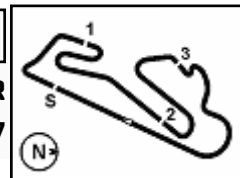
Ns = Did Not Start - Rt = Retired - Ex = Excluded

13/10/2024

These data/results cannot be reproduced, stored and/or transmitted in whole or in part by any manner of electronic, mechanical, photocopying, recording, broadcasting or otherwise now known or herein after developed without the previous express consent by the copyright owner, except for reproduction in daily press and regular printed publications on sale to the public within 60 days of the event related to those data/results and always provided that copyright symbol appears together as follows below.

© DORNA WSBK ORGANIZATION Srl 2024





Circuito Estoril 4.182 m

Estoril Round, 11-13 October 2024
Race Winners

	2024
01 Misano	Herrera M. [ESP] YAM Herrera M. [ESP] YAM
02 Donington	Carrasco A. [ESP] YAM Herrera M. [ESP] YAM
03 Portimao	Herrera M. [ESP] YAM Carrasco A. [ESP] YAM
04 Cremona	Herrera M. [ESP] YAM Carrasco A. [ESP] YAM
05 Estoril	Carrasco A. [ESP] YAM Sanchez S. [ESP] YAM
06 Jerez	

2024

- 5 M. Herrera
- 4 A. Carrasco
- 1 **S. Sanchez**

ALL TIMES

- 5 M. Herrera
- 4 A. Carrasco
- 1 **S. Sanchez**

13/10/2024

These data/results cannot be reproduced, stored and/or transmitted in whole or in part by any manner of electronic, mechanical, photocopying, recording, broadcasting or otherwise now known or herein after developed without the previous express consent by the copyright owner, except for reproduction in daily press and regular printed publications on sale to the public within 60 days of the event related to those data/results and always provided that copyright symbol appears together as follows below.

© DORNA WSBK ORGANIZATION Srl 2024