

Termas de Río Hondo 4806 m.

CLASSIFICATION

GRAN PREMIO YPF ENERGÍA DE ARGENTINA FREE PRACTICE NR. 2

#	Rider	Nation	Team	Motorcycle	Time	Lap Total	Gap	T. Speed
1	73 Alex MARQUEZ	SPA	BK8 Gresini Racing MotoGP	DUCATI	1'37.795	6 14		339.9
2	93 Marc MARQUEZ	SPA	Ducati Lenovo Team	DUCATI	1'37.882	12 15	0.087 0.087	341.8
3	5 Johann ZARCO	FRA	CASTROL Honda LCR	HONDA	1'37.965	7 15	0.170 0.083	338.1
4	49 Fabio DI GIANNANTONIO	ITA	Pertamina Enduro VR46 Racing Team	DUCATI	1'38.017	6 12	0.222 0.052	343.6
5	37 Pedro ACOSTA	SPA	Red Bull KTM Factory Racing	KTM	1'38.211	5 14	0.416 0.194	345.5
6	54 Fermin ALDEGUER	SPA	BK8 Gresini Racing MotoGP	DUCATI	1'38.372	6 13	0.577 0.161	342.7
7	63 Francesco BAGNAIA	ITA	Ducati Lenovo Team	DUCATI	1'38.396	12 12	0.601 0.024	344.6
8	72 Marco BEZZECCHI	ITA	Aprilia Racing	APRILIA	1'38.409	5 15	0.614 0.013	343.6
9	43 Jack MILLER	AUS	Prima Pramac Yamaha MotoGP	YAMAHA	1'38.409	5 12	0.614	340.8
10	20 Fabio QUARTARARO	FRA	Monster Energy Yamaha MotoGP Team	YAMAHA	1'38.414	11 14	0.619 0.005	342.7
11	36 Joan MIR	SPA	Honda HRC Castrol	HONDA	1'38.416	10 12	0.621 0.002	338.1
12	21 Franco MORBIDELLI	ITA	Pertamina Enduro VR46 Racing Team	DUCATI	1'38.438	9 10	0.643 0.022	343.6
13	42 Alex RINS	SPA	Monster Energy Yamaha MotoGP Team	YAMAHA	1'38.465	10 14	0.670 0.027	337.1
14	10 Luca MARINI	ITA	Honda HRC Castrol	HONDA	1'38.500	6 14	0.705 0.035	341.8
15	79 Ai OGURA	JPN	Trackhouse MotoGP Team	APRILIA	1'38.614	9 12	0.819 0.114	342.7
16	88 Miguel OLIVEIRA	POR	Prima Pramac Yamaha MotoGP	YAMAHA	1'38.635	11 12	0.840 0.021	340.8
17	33 Brad BINDER	RSA	Red Bull KTM Factory Racing	KTM	1'38.689	6 14	0.894 0.054	346.5
18	25 Raul FERNANDEZ	SPA	Trackhouse MotoGP Team	APRILIA	1'38.765	10 11	0.970 0.076	338.1
19	12 Maverick VIÑALES	SPA	Red Bull KTM Tech3	KTM	1'38.785	6 13	0.990 0.020	341.8
20	23 Enea BASTIANINI	ITA	Red Bull KTM Tech3	KTM	1'39.268	3 13	1.473 0.483	344.6
21	35 Somkiat CHANTRA	THA	IDEMITSU Honda LCR	HONDA	1'39.620	9 14	1.825 0.352	339.9
22	32 Lorenzo SAVADORI	ITA	Aprilia Racing	APRILIA	1'39.905	9 12	2.110 0.285	343.6

Practice condition: Dry

Fastest Lap:	Lap: 6	Alex MARQUEZ	1'37.795	176.9 Km/h
Best Race Lap:	2015	Valentino ROSSI	1'39.019	174.7 Km/h
All-Time Lap Record:	2025	Marc MARQUEZ	1'37.295	177.8 Km/h

The results are provisional until the end of the limit for protest and appeals.

Time limit for protest expires 60' after publication of the results - Time: **Nicolas TORTONE** **10:55**

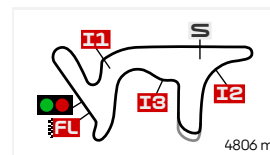
These data/results cannot be reproduced, stored and/or transmitted in whole or in part by any manner of electronic, mechanical, photocopying, recording, broadcasting or otherwise now known or herein after developed without the previous express consent by the copyright owner, except for reproduction in daily press and regular printed publications on sale to the public within 60 days of the event related to those data/results and always provided that copyright symbol appears together as follows below.

© DORNA, 2025

Official MotoGP Timing by

www.motogp.com

Termas de Río Hondo, Saturday, March 15, 2025



Termas de Río Hondo

TOP SPEED & AVERAGE

GRAN PREMIO YPF ENERGÍA DE ARGENTINA

FREE PRACTICE NR. 2

#	Rider	Nation	Motorcycle	Top 5 speeds					Average	Top
33	Brad BINDER	RSA	KTM	346.5	344.6	344.6	343.6	343.6	344.1	346.5
37	Pedro ACOSTA	SPA	KTM	345.5	345.5	343.6	343.6	343.6	344.2	345.5
23	Enea BASTIANINI	ITA	KTM	344.6	343.6	343.6	341.8	339.9	342.2	344.6
63	Francesco BAGNAIA	ITA	DUCATI	344.6	344.6	344.6	343.6	343.6	344.1	344.6
21	Franco MORBIDELLI	ITA	DUCATI	343.6	342.7	339.9	339.9	339.0	341.0	343.6
32	Lorenzo SAVADORI	ITA	APRILIA	343.6	343.6	340.8	338.1	338.1	340.8	343.6
49	Fabio DI GIANNANTONIO	ITA	DUCATI	343.6	343.6	342.7	342.7	342.7	343.0	343.6
72	Marco BEZZECCHI	ITA	APRILIA	343.6	343.6	342.7	342.7	342.7	343.1	343.6
20	Fabio QUARTARARO	FRA	YAMAHA	342.7	341.8	341.8	340.8	340.8	341.6	342.7
54	Fermin ALDEGUER	SPA	DUCATI	342.7	342.7	342.7	341.8	339.9	342.0	342.7
79	Ai OGURA	JPN	APRILIA	342.7	339.9	339.9	339.9	339.0	340.1	342.7
10	Luca MARINI	ITA	HONDA	341.8	340.8	339.9	339.9	338.1	340.1	341.8
12	Maverick VIÑALES	SPA	KTM	341.8	341.8	341.8	341.8	340.8	341.3	341.8
93	Marc MARQUEZ	SPA	DUCATI	341.8	341.8	341.8	341.8	341.8	341.8	341.8
43	Jack MILLER	AUS	YAMAHA	340.8	339.9	339.0	338.1	337.1	338.4	340.8
88	Miguel OLIVEIRA	POR	YAMAHA	340.8	340.8	339.9	339.9	337.1	339.7	340.8
35	Somkiat CHANTRA	THA	HONDA	339.9	339.9	337.1	337.1	335.3	337.1	339.9
73	Alex MARQUEZ	SPA	DUCATI	339.9	339.0	339.0	339.0	339.0	339.1	339.9
5	Johann ZARCO	FRA	HONDA	338.1	338.1	338.1	337.1	336.2	336.9	338.1
25	Raul FERNANDEZ	SPA	APRILIA	338.1	337.1	334.4	334.4	333.6	335.5	338.1
36	Joan MIR	SPA	HONDA	338.1	337.1	337.1	336.2	336.2	336.8	338.1
42	Alex RINS	SPA	YAMAHA	337.1	336.2	335.3	335.3	335.3	335.7	337.1

These data/results cannot be reproduced, stored and/or transmitted in whole or in part by any manner of electronic, mechanical, photocopying, recording, broadcasting or otherwise now known or herein after developed without the previous express consent by the copyright owner, except for reproduction in daily press and regular printed publications on sale to the public within 60 days of the event related to those data/results and always provided that copyright symbol appears together as follows below.

© DORNA, 2025

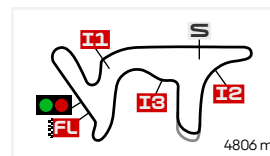
Official MotoGP Timing by www.motogp.com

Termas de Río Hondo, Saturday, March 15, 2025

CHRONOLOGICAL ANALYSIS OF PERFORMANCES

GRAN PREMIO YPF ENERGÍA DE ARGENTINA

FREE PRACTICE NR. 2



Termas de Río Hondo

* Lap / Sector time cancelled

P Crossing the finish line in pit lane

** Tyre data subject to further updates

T1 Time from finish line to 1st intermediate

T2 Time from 1st intermed. to 2nd intermed.

T3 Time from 2nd intermed. to 3rd intermed.

T4 Time from 3rd intermediate to finish line

Lap	Lap Time	T1	T2	T3	T4	Speed	Lap	Lap Time	T1	T2	T3	T4	Speed		
1st	73	Alex MARQUEZ		DUCATI		SPA	15	1'38.315	26.688	23.211	24.985	23.431	341.8		
		BK8 Gresini Racing MotoGP													
		Runs=2	Total laps=14	Full laps=11	Valid laps=11										
Run #	1	Front Tyre	Slick-Medium	Rear Tyre	Slick-Soft		Run #	1	Front Tyre	Slick-Medium	Rear Tyre	Slick-Soft			
		7 Laps at start			3 Laps at start					8 Laps at start			3 Laps at start		
1	3'12.613	30.309	25.573	26.750	24.282	274.9	1	1'50.905	28.632	24.068	25.850	24.469	321.5		
2	1'39.741	27.302	23.544	25.360	23.535	338.1	2	1'39.110	27.177	23.284	25.038	23.611	336.2		
3	1'38.495	26.771	23.228	25.087	23.409	339.0	3	1'38.443	26.831	23.167	25.046	23.399	336.2		
4	1'38.090	26.722	23.142	24.942	23.284	339.0	4	1'38.486	26.850	23.261	24.935	23.440	335.3		
5	1'37.992	26.625	23.192	24.932	23.243	339.0	5	1'38.009	26.771	23.161	24.825	23.252	334.4		
6	1'37.795	26.616	23.118	24.799	23.262	339.0	6	1'39.573	27.468	23.247	25.124	23.734	334.4		
7	1'46.822 P	27.390	23.986	25.729	29.717	338.1	7	1'37.965	26.708	23.165	24.790	23.302	336.2		
		14 Laps at start			10 Laps at start					12 Laps at start			11 Laps at start		
8	8'11.064	29.282	28.191	26.082	23.839	248.7	9	6'46.489	29.624	24.483	25.897	23.737	320.7		
9	1'38.964	26.929	23.374	25.220	23.441	336.2	10	1'39.085	27.044	23.299	25.217	23.525	338.1		
10	1'38.468	26.614	23.444	24.968	23.442	337.1	11	1'38.274	26.936	23.152	24.882	23.304	338.1		
11	1'38.010	26.580	23.314	24.772	23.344	338.1	12	1'38.206	26.625	23.191	24.957	23.433	338.1		
12	1'40.016	26.780	23.985	25.637	23.614	339.0	13	1'39.311	27.226	23.405	25.060	23.620	337.1		
13	1'38.364	26.732	23.258	24.878	23.496	339.0	14	1'38.632	26.841	23.270	24.975	23.546	336.2		
14	1'38.425	26.726	23.301	24.929	23.469	339.9	15	1'38.661	26.879	23.252	24.993	23.537	336.2		
2nd	93	Marc MARQUEZ		DUCATI		SPA	4th 49 Fabio DI GIANNANTONIO DUCATI ITA								
		Ducati Lenovo Team					Pertamina Enduro VR46 Racing Team								
		Runs=2	Total laps=15	Full laps=12	Valid laps=12										
Run #	1	Front Tyre	Slick-Medium	Rear Tyre	Slick-Medium		Run #	1	Front Tyre	Slick-Medium	Rear Tyre	Slick-Soft			
		7 Laps at start			6 Laps at start					14 Laps at start			3 Laps at start		
1	1'54.130	29.383	25.916	27.503	24.603	268.4	1	2'09.697	30.870	24.619	26.574	24.421	318.3		
2	1'40.793	27.781	23.644	25.649	23.719	341.8	2	1'40.090	27.469	23.376	25.465	23.780	342.7		
3	1'38.703	26.929	23.304	25.061	23.409	340.8	3	1'38.845	26.972	23.132	25.074	23.667	343.6		
4	1'38.974	27.058	23.296	25.109	23.511	339.9	4	1'38.708	26.914	23.302	24.874	23.618	341.8		
5	1'38.311	26.727	23.225	24.961	23.398	339.9	5	1'38.157	26.828	23.086	24.886	23.357	340.8		
6	1'38.150	26.711	23.199	24.908	23.332	341.8	6	1'38.017	26.760	23.037	24.840	23.380	343.6		
7	1'37.983	26.712	23.224	24.855	23.192	340.8	7	1'44.434 P	26.807	23.098	24.840	29.689	342.7		
8	1'50.023 P	28.633	24.810	26.481	30.099	334.4			21 Laps at start			10 Laps at start			
9	7'02.778	30.052	24.437	26.701	24.130	332.7	8	12'08.192	32.162	24.618	26.087	24.004	310.4		
10	1'39.326	27.183	23.243	25.284	23.616	341.8	9	1'39.372	27.214	23.264	25.295	23.599	340.8		
11	1'42.466	29.292	23.371	25.302	24.501	340.8	10	1'38.673	26.935	23.199	25.025	23.514	340.8		
12	1'37.882	26.615	23.151	24.815	23.301	340.8	11	1'46.058	26.858	28.681	26.476	24.043	342.7		
13	1'38.685	26.774	23.375	25.005	23.531	340.8									
14	1'38.526	26.784	23.328	25.006	23.408	341.8									
Fastest Lap:		Alex MARQUEZ	SPA	BK8 Gresini Racing MotoGP	1'37.795	26.616	23.118	24.799	23.262						

These data/results cannot be reproduced, stored and/or transmitted in whole or in part by any manner of electronic, mechanical, photocopying, recording, broadcasting or otherwise now known or herein after developed without the previous express consent by the copyright owner, except for reproduction in daily press and regular printed publications on sale to the public within 60 days of the event related to those data/results and always provided that copyright symbol appears together as follows below.

© DORNA, 2025

Official MotoGP Timing by

www.motogp.com

Termas de Río Hondo, Saturday, March 15, 2025

Page 1 of 5

Free Practice Nr. 2

MotoGP™

Lap	Lap Time	T1	T2	T3	T4	Speed
12	1'38.339	26.906	23.057	24.930	23.446	342.7

Run #	1	Front Tyre	Slick-Medium	Rear Tyre	Slick-Soft
		9 Laps at start		4 Laps at start	
1	2'13.464	30.642	24.563	26.233	23.954 334.4
2	1'39.475	27.104	23.284	25.474	23.613 345.5
3	1'38.724	26.744	23.226	25.209	23.545 343.6
4	1'38.572	26.746	23.226	25.234	23.366 343.6
5	1'38.211	26.662	23.175	25.077	23.297 345.5
6	1'42.289	29.302	24.128	25.314	23.545 335.3
7	1'38.786	26.723	23.182	25.322	23.559 342.7
8	1'46.555 P	27.795	23.575	25.542 *	29.643 340.8

Run #	2	Front Tyre	Slick-Medium	Rear Tyre	Slick-Medium
		17 Laps at start		6 Laps at start	
9	8'57.413	30.524	24.093	26.309	23.889 342.7
10	1'38.728	26.937	23.210	25.246	23.335 342.7
11	1'38.842	26.633	23.290	25.270	23.649 343.6
12	1'38.673	26.882	23.211	25.068	23.512 341.8
13	1'38.488	26.732	23.212	25.115	23.429 342.7
14	1'38.259	26.667	23.134	25.027	23.431 343.6

Run #	1	Front Tyre	Slick-Soft	Rear Tyre	Slick-Soft
		New Tyre		3 Laps at start	
1	1'54.255	29.479	25.760	27.546	24.583 267.8
2	1'40.920	27.767	23.666	25.652	23.835 338.1
3	1'38.980	26.946	23.294	25.216	23.524 341.8
4	1'38.847	26.817	23.248	25.202	23.580 339.9
5	1'38.533	26.768	23.185	25.113	23.467 342.7
6	1'38.372	26.667	23.143	25.098	23.464 342.7
7	1'51.103 P	27.636	25.341	27.380 *	30.746 336.2

Run #	2	Front Tyre	Slick-Soft	Rear Tyre	Slick-Soft
		7 Laps at start		3 Laps at start	
8	8'38.970	29.993	24.632	26.488	24.082 315.9
9	1'39.510	27.230	23.410	25.339	23.531 339.0
10	1'41.041	27.928	23.909	25.432	23.772 332.7
11	1'38.683	26.811	23.172	25.165	23.535 336.2
12	1'39.475	26.932	23.622	25.313	23.608 336.2
13	1'51.260 P	26.725	26.459	27.056 *	31.020 342.7

Run #	1	Front Tyre	Slick-Medium	Rear Tyre	Slick-Soft
		5 Laps at start		4 Laps at start	
1	2'21.290	29.336	24.238	26.190	24.147 330.0
2	1'39.707	27.148	23.229	25.420	23.910 343.6
3	1'38.980	26.909	23.155	25.314	23.602 343.6
4	1'38.564	26.664	23.135	25.203	23.562 344.6
5	1'38.542	26.696	23.160	25.129	23.557 343.6
6	1'49.723 P	26.698	25.376	26.698	30.951 344.6

Lap	Lap Time	T1	T2	T3	T4	Speed
Run # 2		Front Tyre	Slick-Medium	Rear Tyre	Slick-Soft	
		11 Laps at start		10 Laps at start		
7	7'14.503	30.330	23.981	25.935	24.048	337.1
8	1'39.438	27.001	23.242	25.261	23.934	338.1
9	1'45.404 P	27.654	23.348	25.201	29.201	339.0

Run #	3	Front Tyre	Slick-Medium	Rear Tyre	Slick-Soft
		14 Laps at start		13 Laps at start	
10	5'53.452	29.612	23.508	25.432	23.631 342.7
11	1'38.592	26.837	23.144	25.078	23.533 342.7
12	1'38.396	26.772	23.085	25.020	23.519 344.6

Run #	1	Front Tyre	Slick-Medium	Rear Tyre	Slick-Soft
		9 Laps at start		5 Laps at start	
1	2'22.356	36.335	26.538	26.443	24.233 302.9
2	1'39.352	27.290	23.300	25.205	23.557 342.7
3	1'38.686	26.819	23.157	25.194	23.516 343.6
4	1'38.541	26.790	23.184	25.079	23.488 342.7
5	1'38.409	26.826	23.192	25.034	23.357 340.8
6	1'38.511	26.650	23.388	25.109	23.364 342.7
7	1'47.290 P	28.711	23.389	25.454	29.736 341.8

Run #	2	Front Tyre	Slick-Medium	Rear Tyre	Slick-Soft
		16 Laps at start		12 Laps at start	
8	6'47.600	28.864	23.953	25.957	23.608 338.1
9	1'39.194	27.081	23.371	25.253	23.489 340.8
10	1'38.733	26.928	23.340	25.051	23.414 340.8
11	1'38.750	26.914	23.320	25.111	23.405 340.8
12	1'40.019	27.642	23.401	25.349	23.627 340.8
13	1'38.824	26.864	23.343	25.123	23.494 339.0
14	1'41.260	28.449	23.597	25.534	23.680 343.6
15	1'38.814	26.849	23.305	25.174	23.486 339.0

Run #	1	Front Tyre	Slick-Medium	Rear Tyre	Slick-Soft
		9 Laps at start		4 Laps at start	
1	2'06.071	29.612	25.432	27.882	24.275 318.3
2	1'44.678	26.924	26.503	27.510	23.741 337.1
3	1'38.670	26.834	23.238	25.082	23.516 339.0
4	1'38.772	26.804	23.265	25.142	23.561 338.1
5	1'38.409	26.646	23.206	25.144	23.413 339.9
6	1'51.604 P	26.799	24.985	29.740	30.080 340.8

Run #	2	Front Tyre	Slick-Medium	Rear Tyre	Slick-Soft
		7 Laps at start		3 Laps at start	
7	8'06.626	29.370	24.728	26.078	23.825 322.4
8	1'38.910	26.889	23.303	25.189	23.529 336.2
9	1'38.530	26.702	23.210	25.123	23.495 336.2
10	1'38.843	26.604	23.596	25.221	23.422 337.1
11	1'38.559	26.625	23.316	25.067	23.551 337.1
12	1'57.116 P	29.089	27.625	27.948	32.454 235.5

Fastest Lap: Alex MARQUEZ SPA BKB Gresini Racing MotoGP **1'37.795** 26.616 23.118 24.799 23.262

These data/results cannot be reproduced, stored and/or transmitted in whole or in part by any manner of electronic, mechanical, photocopying, recording, broadcasting or otherwise now known or herein after developed without the previous express consent by the copyright owner, except for reproduction in daily press and regular printed publications on sale to the public within 60 days of the event related to those data/results and always provided that copyright symbol appears together as follows below.

© DORNA, 2025

Official MotoGP Timing by TISSOT

www.motogp.com

Termas de Río Hondo, Saturday, March 15, 2025

Page 2 of 5



Free Practice Nr. 2

MotoGP™

Lap	Lap Time	T1	T2	T3	T4	Speed
10th	20	Fabio QUARTARARO		YAMAHA		FRA
Monster Energy Yamaha MotoGP Team						
Runs=2		Total laps=14		Full laps=11		Valid laps=11
Run #	1	Front Tyre	Slick-Medium	Rear Tyre	Slick-Soft	
			13 Laps at start		4 Laps at start	
1	2'21.817	29.992	25.070	26.399	24.110	331.8
2	1'39.478	27.235	23.342	25.215	23.686	338.1
3	1'38.933	26.974	23.225	25.107	23.627	340.8
4	1'39.018	26.832	23.422	25.202	23.562	339.0
5	1'38.681	26.881	23.211	25.070	23.519	341.8
6	1'38.874	26.813	23.369	25.158	23.534	340.8
7	1'51.917 P	26.840	27.398	27.607	30.072	336.2
Run #	2	Front Tyre	Slick-Medium	Rear Tyre	Slick-Soft	
			10 Laps at start		5 Laps at start	
8	7'40.754	30.077	24.638	26.189	23.786	333.6
9	1'41.130	27.043	24.981	25.487	23.619	339.9
10	1'38.832	26.834	23.549	25.068	23.381	338.1
11	1'38.414	26.701	23.271	25.049	23.393	339.0
12	1'43.502	26.802	27.030	25.728	23.942	341.8
13	1'38.806	26.798	23.383	25.025	23.600	342.7
14	1'38.634	26.767	23.378	24.993	23.496	339.0

11th	36	Joan MIR		HONDA		SPA
Honda HRC Castrol						
Runs=2		Total laps=12		Full laps=8		Valid laps=7
Run #	1	Front Tyre	Slick-Medium	Rear Tyre	Slick-Soft	
			8 Laps at start		4 Laps at start	
1	2'33.660	28.995	24.214	26.109	24.070	335.3
2	1'39.678	27.179	23.484	25.336	23.679	337.1
3	1'38.718	26.890	23.243	25.066	23.519	338.1
4	1'38.601 *	26.828 *	23.262	25.056	23.455	336.2
5	1'38.439	26.756	23.250	24.975	23.458	337.1
6	1'53.813 P	30.263	25.019	26.842	31.689	324.9
Run #	2	Front Tyre	Slick-Medium	Rear Tyre	Slick-Soft	
			14 Laps at start		10 Laps at start	
7	8'30.025	28.700	23.850	25.630	23.734	334.4
8	1'38.846	26.976	23.305	25.105	23.460	336.2
9	1'38.417	26.779	23.220	24.949	23.469	336.2
10	1'38.416	26.731	23.167	25.028	23.490	335.3
11	1'38.552	26.913	23.207	25.005	23.427	335.3
12	1'55.107 P	29.797	26.787	26.171	32.352	259.5

12th	21	Franco MORBIDELLI		DUCATI		ITA
Pertamina Enduro VR46 Racing Team						
Runs=2		Total laps=10		Full laps=6		Valid laps=8
Run #	1	Front Tyre	Slick-Medium	Rear Tyre	Slick-Soft	
			8 Laps at start		4 Laps at start	
1	2'23.256	32.628	26.234	26.783	24.375	289.5
2	1'39.444	27.171	23.251	25.342	23.680	343.6
3	1'38.649	26.718	23.324	25.055	23.552	342.7
unfinished						
Run #	2	Front Tyre	Slick-Medium	Rear Tyre	Slick-Soft	
			14 Laps at start		4 Laps at start	
4	1'47.490 *	31.144 *	24.779	27.064	24.503	312.7
5	1'39.604	27.366	23.312	25.284	23.642	338.1

Lap	Lap Time	T1	T2	T3	T4	Speed
6	1'38.569	26.846	23.119	25.072	23.532	338.1
7	1'38.562	26.814	23.156	25.013	23.579	339.9
8	1'38.525	26.664	23.235	25.106	23.520	339.0
9	1'38.438	26.661	23.125	25.100	23.552	339.9
10	1'54.193 P	30.173	26.084	27.590	30.346	317.5

13th	42	Alex RINS		YAMAHA		SPA
Monster Energy Yamaha MotoGP Team						
Runs=2		Total laps=14		Full laps=10		Valid laps=10
Run #	1	Front Tyre	Slick-Medium	Rear Tyre	Slick-Soft	
			6 Laps at start		3 Laps at start	
1	2'03.433	29.311	24.398	26.216	24.056	330.0
2	1'39.351	27.082	23.320	25.280	23.669	334.4
3	1'38.910	26.857	23.252	25.229	23.572	335.3
4	1'38.959	26.901	23.332	25.177	23.549	335.3
5	1'39.295	26.846	23.573	25.230	23.646	333.6
6	1'52.651 P	29.994	25.848	26.468	30.341	326.6
Run #	2	Front Tyre	Slick-Medium	Rear Tyre	Slick-Soft	
			12 Laps at start		3 Laps at start	
7	7'04.876	29.057	24.288	26.322	24.135	330.0
8	1'39.296	27.032	23.351	25.268	23.645	333.6
9	1'38.705	26.766	23.302	25.086	23.551	337.1
10	1'38.465	26.717	23.208	25.033	23.507	335.3
11	1'38.980	26.772	23.418	25.100	23.690	335.3
12	1'43.490	31.052	23.376	25.289	23.773	336.2
13	1'38.473	26.707	23.273	25.049	23.444	335.3
14	1'51.397 P	29.133	25.106	27.011	30.147	330.0

14th	10	Luca MARINI		HONDA		ITA
Honda HRC Castrol						
Runs=2		Total laps=14		Full laps=10		Valid laps=10
Run #	1	Front Tyre	Slick-Soft	Rear Tyre	Slick-Soft	
			5 Laps at start		4 Laps at start	
1	1'54.375	28.227	24.192	26.645	24.484	327.4
2	1'40.956	27.828	23.629	25.667	23.832	331.8
3	1'38.983	27.022	23.401	25.104	23.456	338.1
4	1'38.866	26.886	23.309	25.194	23.477	339.9
5	1'38.559	26.754	23.188	25.155	23.462	341.8
6	1'38.500	26.772	23.235	25.149	23.344	339.9
7	1'48.878 P	28.829	23.729	26.629	29.691	335.3
Run #	2	Front Tyre	Slick-Medium	Rear Tyre	Slick-Soft	
			7 Laps at start		3 Laps at start	
8	4'49.993	30.476	25.170	26.955	24.442	269.6
9	1'40.050	27.525	23.339	25.530	23.656	333.6
10	1'40.518	27.226	23.789	25.711	23.792	337.1
11	1'39.161	27.093	23.256	25.283	23.529	340.8
12	1'38.960	26.864	23.205	25.130	23.761	337.1
13	1'38.668	26.837	23.198	25.122	23.511	334.4
14	1'50.061 P	30.058	25.002	25.673	29.328	307.3

15th	79	Ai OGURA		APRILIA		JPN
Trackhouse MotoGP Team						
Runs=2		Total laps=12		Full laps=8		Valid laps=8
Run #	1	Front Tyre	Slick-Medium	Rear Tyre	Slick-Soft	
			8 Laps at start		4 Laps at start	
1	2'07.145	29.558	24.092	26.486	24.149	338.1

Fastest Lap: Alex MARQUEZ SPA BK8 Gresini Racing MotoGP **1'37.795** 26.616 23.118 24.799 23.262

These data/results cannot be reproduced, stored and/or transmitted in whole or in part by any manner of electronic, mechanical, photocopying, recording, broadcasting or otherwise now known or herein after developed without the previous express consent by the copyright owner, except for reproduction in daily press and regular printed publications on sale to the public within 60 days of the event related to those data/results and always provided that copyright symbol appears together as follows below.

© DORNA, 2025

Official MotoGP Timing by  TISSOT

www.motogp.com

Termas de Río Hondo, Saturday, March 15, 2025

Page 3 of 5



Free Practice Nr. 2

MotoGP™

Lap	Lap Time	T1	T2	T3	T4	Speed
2	1'40.514	27.212	23.932	25.550	23.820	338.1
3	1'40.333	27.048	23.332	25.617	24.336	336.2
4	2'14.180 P	34.628	30.593	31.131	37.828	224.1
Run #	2	Front Tyre	Slick-Medium	Rear Tyre	Slick-Soft	
		12 Laps at start		4 Laps at start		
5	8'18.755	30.570	24.554	26.638	24.305	332.7
6	1'39.827	27.116	23.414	25.324	23.973	339.0
7	1'39.329	26.928	23.640	25.207	23.554	339.0
8	1'39.441	27.100	23.365	25.390	23.586	339.9
9	1'38.614	26.859	23.164	25.105	23.486	339.9
10	1'42.953	26.768	25.901	25.923	24.361	342.7
11	1'38.745	26.838	23.188	25.206	23.513	339.9
12	1'54.410 P	28.647	24.552	27.108	34.103	332.7

16th	88	Miguel OLIVEIRA	YAMAHA	POR		
		Prima Pramac Yamaha MotoGP				
		Runs=2	Total laps=12	Full laps=8 Valid laps=8		
Run #	1	Front Tyre	Slick-Medium	Rear Tyre	Slick-Soft	
		9 Laps at start		4 Laps at start		
1	1'57.831	29.584	24.218	26.589	24.329	330.0
2	1'40.200	27.458	23.515	25.377	23.850	337.1
3	1'39.303	27.104	23.350	25.304	23.545	340.8
4	1'38.990	26.839	23.237	25.249	23.665	339.9
5	1'48.631 P	28.121	23.967	26.175	30.368	332.7

Run #	2	Front Tyre	Slick-Medium	Rear Tyre	Slick-Soft	
		14 Laps at start		9 Laps at start		
6	5'23.840	30.054	23.848	26.079	24.374	332.7
7	1'39.577	27.228	23.325	25.171	23.853	335.3
8	1'39.009	26.981	23.340	25.046	23.642	335.3
9	1'39.000	26.999	23.291	25.052	23.658	335.3
10	1'44.278	30.312	24.413	25.901	23.652	334.4
11	1'38.635	26.858	23.276	25.016	23.485	340.8
12	1'47.997 P	26.909	23.351	27.814 *	29.923	339.9

17th	33	Brad BINDER	KTM	RSA		
		Red Bull KTM Factory Racing				
		Runs=2	Total laps=14	Full laps=10 Valid laps=10		
Run #	1	Front Tyre	Slick-Medium	Rear Tyre	Slick-Medium	
		8 Laps at start		New Tyre		
1	2'08.090	30.752	25.028	30.883	24.516	297.8
2	1'40.284	27.385	23.572	25.595	23.732	343.6
3	1'39.713	26.883	23.343	25.192	24.295	343.6
4	1'44.385	28.814	26.379	25.572	23.620	344.6
5	1'38.786	26.870	23.382	25.143	23.391	342.7
6	1'38.689	26.714	23.277	25.132	23.566	342.7
7	1'47.808 P	28.529	23.421	25.296	30.562	342.7

Run #	2	Front Tyre	Slick-Medium	Rear Tyre	Slick-Medium	
		16 Laps at start		7 Laps at start		
8	8'23.076	34.001	27.752	26.904	24.061	299.2
9	1'39.291	27.046	23.333	25.319	23.593	346.5
10	1'42.364	29.762	23.342	25.477	23.783	343.6
11	1'39.231	26.761	23.602	25.206	23.662	344.6
12	1'39.309	27.114	23.402	25.177	23.616	343.6
13	1'41.403	26.890	23.339	25.204	25.970	343.6
14	1'52.887 P	32.741	23.559	25.235	31.352	343.6

18th	25	Raul FERNANDEZ	APRILIA	SPA		
		Trackhouse MotoGP Team				
		Runs=2	Total laps=11	Full laps=7 Valid laps=7		
Run #	1	Front Tyre	Slick-Medium	Rear Tyre	Slick-Soft	
		6 Laps at start		3 Laps at start		
1	2'50.408	29.333	24.338	26.185	24.084	328.3
2	1'39.704	27.250	23.539	25.262	23.653	333.6
3	1'38.787	26.944	23.310	25.026	23.507	332.7
4	1'41.045	28.126	23.749	25.300	23.870	331.8
5	1'39.536	26.870	23.440	25.004	24.222	330.9
6	1'53.681 P	27.205	27.373	26.968	32.135	330.9

Run #	2	Front Tyre	Slick-Medium	Rear Tyre	Slick-Soft	
		12 Laps at start		9 Laps at start		
7	10'02.053	30.546	23.870	25.751	24.006	334.4
8	1'39.610	27.207	23.573	25.202	23.628	338.1
9	1'38.813	26.827	23.455	25.050	23.481	334.4
10	1'38.765	26.755	23.328	25.045	23.637	337.1
11	1'53.672 P	29.593	24.748	26.409 *	32.922	330.9

19th	12	Maverick VIÑALES	KTM	SPA		
		Red Bull KTM Tech3				
		Runs=2	Total laps=13	Full laps=9 Valid laps=9		
Run #	1	Front Tyre	Slick-Soft	Rear Tyre	Slick-Soft	
		4 Laps at start		4 Laps at start		
1	2'28.707	28.695	24.477	26.633	24.237	324.0
2	1'40.958	27.360	23.421	26.158	24.019	341.8
3	1'39.495	27.190	23.305	25.381	23.619	341.8
4	1'39.805	27.253	23.431	25.329	23.792	340.8
5	1'39.011	26.973	23.333	25.182	23.523	340.8
6	1'38.785	26.889	23.264	25.102	23.530	341.8
7	1'48.767 P	27.677	24.358	26.158	30.574	339.0

Run #	2	Front Tyre	Slick-Soft	Rear Tyre	Slick-Soft	
		11 Laps at start		4 Laps at start		
8	8'12.731	28.622	23.896	26.158	24.031	335.3
9	1'39.316	27.109	23.404	25.259	23.544	339.9
10	1'39.051	26.956	23.306	25.254	23.535	339.9
11	1'38.940	26.832	23.296	25.281	23.531	340.8
12	1'41.767	29.510	23.502	25.205	23.550	341.8
13	1'49.817 P	27.028	25.087	25.840	31.862	340.8

20th	23	Enea BASTIANINI	KTM	ITA		
		Red Bull KTM Tech3				
		Runs=2	Total laps=13	Full laps=10 Valid laps=10		
Run #	1	Front Tyre	Slick-Medium	Rear Tyre	Slick-Soft	
		4 Laps at start		4 Laps at start		
1	2'12.457	30.279	25.140	27.077	24.667	322.4
2	1'40.671	27.365	23.674	25.649	23.983	339.9
3	1'39.268	26.843	23.444	25.307	23.674	343.6
4	1'39.328	26.876	23.492	25.261	23.699	341.8
5	1'46.663	28.089	23.722	27.032	27.820	344.6
6	1'49.775 P	26.817	23.377	29.254	30.327	343.6

Run #	2	Front Tyre	Slick-Medium	Rear Tyre	Slick-Soft	
		10 Laps at start		10 Laps at start		
7	9'32.436	29.624	24.097	26.106	24.076	335.3
8	1'39.809	27.086	23.381	25.465	23.877	339.9

Fastest Lap:	Alex MARQUEZ	SPA	BK8 Gresini Racing MotoGP	1'37.795	26.616	23.118	24.799	23.262
---------------------	--------------	-----	---------------------------	-----------------	--------	--------	--------	--------

These data/results cannot be reproduced, stored and/or transmitted in whole or in part by any manner of electronic, mechanical, photocopying, recording, broadcasting or otherwise now known or herein after developed without the previous express consent by the copyright owner, except for reproduction in daily press and regular printed publications on sale to the public within 60 days of the event related to those data/results and always provided that copyright symbol appears together as follows below.

Free Practice Nr. 2

MotoGP™

Lap	Lap Time	T1	T2	T3	T4	Speed	Lap	Lap Time	T1	T2	T3	T4	Speed
9	1'39.327	26.845	23.337	25.347	23.798	339.0							
10	1'39.288	26.790	23.460	25.313	23.725	339.0							
11	1'46.680	29.298	25.284	26.123	25.975	310.4							
12	1'39.581	26.964	23.378	25.408	23.831	339.0							
13	1'39.543	26.962	23.399	25.339	23.843	338.1							

21st 35 **Somkiat CHANTRA** HONDA THA
IDEMITSU Honda LCR
Runs=2 Total laps=14 Full laps=10 Valid laps=10

Run #	1	Front Tyre	Slick-Soft	Rear Tyre	Slick-Soft	Speed
		8 Laps at start		4 Laps at start		
1	1'54.974	29.575	23.771	26.436	24.401	332.7
2	1'41.245	27.408	23.885	25.758	24.194	322.4
3	1'39.855	27.260	23.270	25.431	23.894	339.9
4	1'39.799	27.087	23.322	25.376	24.014	339.9
5	1'39.684	27.078	23.379	25.277	23.950	337.1
6	1'43.994	27.887	24.315	26.921	24.871	330.9
7	1'45.442 P	27.267	23.365	25.416	29.394	335.3
Run #	2	Front Tyre	Slick-Soft	Rear Tyre	Slick-Soft	Speed
		15 Laps at start		11 Laps at start		
8	7'53.026	29.101	23.589	25.688	23.988	332.7
9	1'39.620	27.166	23.332	25.302	23.820	335.3
10	1'39.930	27.145	23.334	25.570	23.881	337.1
11	1'39.763	27.225	23.276	25.394	23.868	334.4
12	1'39.978	27.287	23.330	25.480	23.881	334.4
13	1'39.891	27.092	23.349	25.449	24.001	335.3
14	1'50.125 P	28.681	24.395	26.714	30.335	331.8

22nd 32 **Lorenzo SAVADORI** APRILIA ITA
Aprilia Racing
Runs=2 Total laps=12 Full laps=8 Valid laps=6

Run #	1	Front Tyre	Slick-Medium	Rear Tyre	Slick-Soft	Speed
		7 Laps at start		4 Laps at start		
1	2'29.020	35.937	31.213	28.919	26.053	308.8
2	1'44.716	27.632	24.725	26.881	25.478	343.6
3	1'40.706	27.475	23.683	25.698	23.850	343.6
4	1'55.701 *	27.404 *	26.839	33.524	27.934	337.1
5	1'40.551	27.451	23.786	25.491	23.823	336.2
6	1'41.918	27.318	23.879	25.608	25.113	336.2
7	1'50.422 P	28.175	24.269	27.348	30.630	332.7
Run #	2	Front Tyre	Slick-Medium	Rear Tyre	Slick-Soft	Speed
		14 Laps at start		11 Laps at start		
8	6'55.862	41.998	23.882	25.887	23.920	333.6
9	1'39.905	27.135	23.535	25.424	23.811	340.8
10	1'40.078 *	27.162	23.526	25.395 *	23.995 *	338.1
11	1'39.960	27.024	23.468	25.572	23.896	338.1
12	1'55.642 P	29.977	25.345	28.042	32.278	333.6

Fastest Lap: Alex MARQUEZ SPA BK8 Gresini Racing MotoGP **1'37.795** 26.616 23.118 24.799 23.262

These data/results cannot be reproduced, stored and/or transmitted in whole or in part by any manner of electronic, mechanical, photocopying, recording, broadcasting or otherwise now known or herein after developed without the previous express consent by the copyright owner, except for reproduction in daily press and regular printed publications on sale to the public within 60 days of the event related to those data/results and always provided that copyright symbol appears together as follows below.

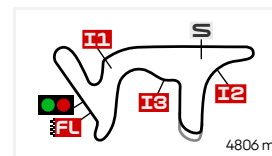
© DORNA, 2025

Official MotoGP Timing by  TISSOT

www.motogp.com

Termas de Rio Hondo, Saturday, March 15, 2025

Page 5 of 5



Termas de Río Hondo

COMBINED PRACTICE TIMES

GRAN PREMIO YPF ENERGÍA DE ARGENTINA

FREE PRACTICE NR. 2

#	Rider	Nation	Team	Motorcycle	FP1	FP2	Gap
1	73 A.MARQUEZ	SPA	BK8 Gresini Racing MotoGP	DUCATI	1'39.208 17	1'37.795	6
2	93 M.MARQUEZ	SPA	Ducati Lenovo Team	DUCATI	1'38.937 13	1'37.882	12 0.087 0.087
3	5 J.ZARCO	FRA	CASTROL Honda LCR	HONDA	1'38.963 18	1'37.965	7 0.170 0.083
4	49 F.DI GIANNANTON	ITA	Pertamina Enduro VR46 Racing Team	DUCATI	1'40.085 17	1'38.017	6 0.222 0.052
5	37 P.ACOSTA	SPA	Red Bull KTM Factory Racing	KTM	1'39.928 18	1'38.211	5 0.416 0.194
6	54 F.ALDEGUER	SPA	BK8 Gresini Racing MotoGP	DUCATI	1'40.595 16	1'38.372	6 0.577 0.161
7	63 F.BAGNAIA	ITA	Ducati Lenovo Team	DUCATI	1'40.288 15	1'38.396	12 0.601 0.024
8	72 M.BEZZECCHI	ITA	Aprilia Racing	APRILIA	1'39.582 16	1'38.409	5 0.614 0.013
9	43 J.MILLER	AUS	Prima Pramac Yamaha MotoGP	YAMAHA	1'39.639 18	1'38.409	5 0.614
10	20 F.QUARTARARO	FRA	Monster Energy Yamaha MotoGP Team	YAMAHA	1'40.011 22	1'38.414	11 0.619 0.005
11	36 J.MIR	SPA	Honda HRC Castrol	HONDA	1'39.894 20	1'38.416	10 0.621 0.002
12	21 F.MORBIDELLI	ITA	Pertamina Enduro VR46 Racing Team	DUCATI	1'39.408 20	1'38.438	9 0.643 0.022
13	42 A.RINS	SPA	Monster Energy Yamaha MotoGP Team	YAMAHA	1'39.979 19	1'38.465	10 0.670 0.027
14	10 L.MARINI	ITA	Honda HRC Castrol	HONDA	1'39.583 14	1'38.500	6 0.705 0.035
15	79 A.OGURA	JPN	Trackhouse MotoGP Team	APRILIA	1'40.162 17	1'38.614	9 0.819 0.114
16	88 M.OLIVEIRA	POR	Prima Pramac Yamaha MotoGP	YAMAHA	1'40.772 19	1'38.635	11 0.840 0.021
17	33 B.BINDER	RSA	Red Bull KTM Factory Racing	KTM	1'39.955 19	1'38.689	6 0.894 0.054
18	25 R.FERNANDEZ	SPA	Trackhouse MotoGP Team	APRILIA	1'40.886 18	1'38.765	10 0.970 0.076
19	12 M.VIÑALES	SPA	Red Bull KTM Tech3	KTM	1'39.889 20	1'38.785	6 0.990 0.020
20	23 E.BASTIANINI	ITA	Red Bull KTM Tech3	KTM	1'41.030 16	1'39.268	3 1.473 0.483
21	35 S.CHANTRA	THA	IDEMITSU Honda LCR	HONDA	1'40.782 13	1'39.620	9 1.825 0.352
22	32 L.SAVADORI	ITA	Aprilia Racing	APRILIA	1'41.876 16	1'39.905	9 2.110 0.285

Pole Position Record:	2014	Marc MARQUEZ	1'37.683	177.1 Km/h
Best Race Lap:	2015	Valentino ROSSI	1'39.019	174.7 Km/h
All Time Lap Record:	2025	Marc MARQUEZ	1'37.295	177.8 Km/h

The results are provisional until the end of the limit for protest and appeals.

Time limit for protest expires 60' after publication of the results - **Nicolas TORTONE** Time: **10:55**

These data/results cannot be reproduced, stored and/or transmitted in whole or in part by any manner of electronic, mechanical, photocopying, recording, broadcasting or otherwise now known or herein after developed without the previous express consent by the copyright owner, except for reproduction in daily press and regular printed publications on sale to the public within 60 days of the event related to those data/results and always provided that copyright symbol appears together as follows below.

© DORNA, 2025

Official MotoGP Timing by

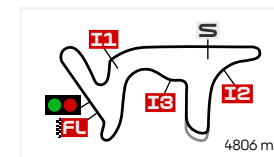
www.motogp.com

Termas de Río Hondo, Saturday, March 15, 2025

BEST PARTIAL TIMES

GRAN PREMIO YPF ENERGÍA DE ARGENTINA

FREE PRACTICE NR. 2



Termas de Río Hondo

IT Ideal Lap Time, sum of the best partial times

BT Best Lap Time

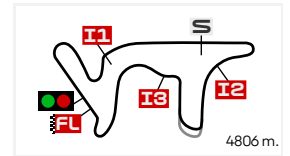
Pos	T1		T2		T3		T4		Pos	Rider	IT	BT	
	Rider	Time	Rider	Time	Rider	Time	Rider	Time					
1	A.MARQUEZ	26.580	F.DI GIANNANT	23.037	A.MARQUEZ	24.772	M.MARQUEZ	23.192	1	A.MARQUEZ	1'37.713	1'37.795	(1)
2	J.MILLER	26.604	F.BAGNAIA	23.085	J.ZARCO	24.790	A.MARQUEZ	23.243	2	M.MARQUEZ	1'37.773	1'37.882	(2)
3	M.MARQUEZ	26.615	A.MARQUEZ	23.118	M.MARQUEZ	24.815	J.ZARCO	23.252	3	J.ZARCO	1'37.819	1'37.965	(3)
4	J.ZARCO	26.625	F.MORBIDELLI	23.119	F.DI GIANNANT	24.840	P.ACOSTA	23.297	4	F.DI GIANNANTONI	1'37.994	1'38.017	(4)
5	P.ACOSTA	26.633	P.ACOSTA	23.134	J.MIR	24.949	L.MARINI	23.344	5	P.ACOSTA	1'38.091	1'38.211	(5)
6	M.BEZZECCHI	26.650	F.ALDEGUER	23.143	F.QUARTARARO	24.993	F.DI GIANNANT	23.357	6	M.BEZZECCHI	1'38.198	1'38.409	(8)
7	F.MORBIDELLI	26.661	M.MARQUEZ	23.151	R.FERNANDEZ	25.004	M.BEZZECCHI	23.357	7	J.MIR	1'38.274	1'38.416	(11)
8	F.BAGNAIA	26.664	J.ZARCO	23.152	F.MORBIDELLI	25.013	F.QUARTARARO	23.381	8	F.QUARTARARO	1'38.286	1'38.414	(10)
9	F.ALDEGUER	26.667	M.BEZZECCHI	23.157	M.OLIVEIRA	25.016	B.BINDER	23.391	9	F.BAGNAIA	1'38.288	1'38.396	(7)
10	F.QUARTARARO	26.701	A.OGURA	23.164	F.BAGNAIA	25.020	J.MILLER	23.413	10	J.MILLER	1'38.290	1'38.409	(9)
11	A.RINS	26.707	J.MIR	23.167	P.ACOSTA	25.027	J.MIR	23.427	11	F.MORBIDELLI	1'38.313	1'38.438	(12)
12	B.BINDER	26.714	L.MARINI	23.188	A.RINS	25.033	A.RINS	23.444	12	F.ALDEGUER	1'38.372	1'38.372	(6)
13	J.MIR	26.731	J.MILLER	23.206	M.BEZZECCHI	25.034	F.ALDEGUER	23.464	13	L.MARINI	1'38.390	1'38.500	(14)
14	L.MARINI	26.754	A.RINS	23.208	J.MILLER	25.067	R.FERNANDEZ	23.481	14	A.RINS	1'38.392	1'38.465	(13)
15	R.FERNANDEZ	26.755	F.QUARTARARO	23.211	F.ALDEGUER	25.098	M.OLIVEIRA	23.485	15	B.BINDER	1'38.514	1'38.689	(17)
16	F.DI GIANNANT	26.760	M.OLIVEIRA	23.237	M.VIÑALES	25.102	A.OGURA	23.486	16	A.OGURA	1'38.523	1'38.614	(15)
17	A.OGURA	26.768	M.VIÑALES	23.264	L.MARINI	25.104	F.BAGNAIA	23.519	17	R.FERNANDEZ	1'38.550	1'38.765	(18)
18	E.BASTIANINI	26.790	S.CHANTRA	23.270	A.OGURA	25.105	F.MORBIDELLI	23.520	18	M.OLIVEIRA	1'38.577	1'38.635	(16)
19	M.VIÑALES	26.832	B.BINDER	23.277	B.BINDER	25.132	M.VIÑALES	23.523	19	M.VIÑALES	1'38.721	1'38.785	(19)
20	M.OLIVEIRA	26.839	R.FERNANDEZ	23.310	E.BASTIANINI	25.261	E.BASTIANINI	23.674	20	E.BASTIANINI	1'39.062	1'39.268	(20)
21	L.SAVADORI	27.024	E.BASTIANINI	23.337	S.CHANTRA	25.277	L.SAVADORI	23.811	21	S.CHANTRA	1'39.445	1'39.620	(21)
22	S.CHANTRA	27.078	L.SAVADORI	23.468	L.SAVADORI	25.424	S.CHANTRA	23.820	22	L.SAVADORI	1'39.727	1'39.905	(22)

These data/results cannot be reproduced, stored and/or transmitted in whole or in part by any manner of electronic, mechanical, photocopying, recording, broadcasting or otherwise now known or herein after developed without the previous express consent by the copyright owner, except for reproduction in daily press and regular printed publications on sale to the public within 60 days of the event related to those data/results and always provided that copyright symbol appears together as follows below.

© DORNA, 2025

FASTEST LAPS SEQUENCE

GRAN PREMIO YPF ENERGÍA DE ARGENTINA
FREE PRACTICE NR. 2



Termas de Río Hondo

<i>Practice Time</i>	<i>#</i>	<i>Rider</i>	<i>Nation</i>	<i>Motorcycle</i>	<i>Time</i>	<i>Km/h</i>	<i>Rider's Lap</i>
3'30.015	5	Johann ZARCO	FRA	HONDA	1'39.110	174.5	2
5'08.458	5	Johann ZARCO	FRA	HONDA	1'38.443	175.7	3
8'08.939	73	Alex MARQUEZ	SPA	DUCATI	1'38.090	176.3	4
8'24.953	5	Johann ZARCO	FRA	HONDA	1'38.009	176.5	5
9'46.931	73	Alex MARQUEZ	SPA	DUCATI	1'37.992	176.5	5
11'24.726	73	Alex MARQUEZ	SPA	DUCATI	1'37.795	176.9	6

These data/results cannot be reproduced, stored and/or transmitted in whole or in part by any manner of electronic, mechanical, photocopying, recording, broadcasting or otherwise now known or herein after developed without the previous express consent by the copyright owner, except for reproduction in daily press and regular printed publications on sale to the public within 60 days of the event related to those data/results and always provided that copyright symbol appears together as follows below.

© DORNA, 2025

Official MotoGP Timing by

www.motogp.com

Termas de Río Hondo, Saturday, March 15, 2025