

Termas de Río Hondo

# CLASSIFICATION

## GRAN PREMIO YPF ENERGÍA DE ARGENTINA WARM UP

#	Rider	Nation	Team	Motorcycle	Time	Lap Total	Gap	T. Speed
1	93 <b>Marc MARQUEZ</b>	SPA	Ducati Lenovo Team	DUCATI	<b>1'37.889</b>	4 6		<b>342.7</b>
2	73 <b>Alex MARQUEZ</b>	SPA	BK8 Gresini Racing MotoGP	DUCATI	<b>1'37.890</b>	5 7	0.001 0.001	<b>341.8</b>
3	49 <b>Fabio DI GIANNANTONIO</b>	ITA	Pertamina Enduro VR46 Racing Team	DUCATI	<b>1'38.237</b>	4 4	0.348 0.347	<b>342.7</b>
4	72 <b>Marco BEZZECCHI</b>	ITA	Aprilia Racing	APRILIA	<b>1'38.241</b>	6 7	0.352 0.004	<b>338.1</b>
5	63 <b>Francesco BAGNAIA</b>	ITA	Ducati Lenovo Team	DUCATI	<b>1'38.273</b>	5 7	0.384 0.032	<b>343.6</b>
6	21 <b>Franco MORBIDELLI</b>	ITA	Pertamina Enduro VR46 Racing Team	DUCATI	<b>1'38.300</b>	6 6	0.411 0.027	<b>336.2</b>
7	36 <b>Joan MIR</b>	SPA	Honda HRC Castrol	HONDA	<b>1'38.328</b>	6 6	0.439 0.028	<b>335.3</b>
8	54 <b>Fermin ALDEGUER</b>	SPA	BK8 Gresini Racing MotoGP	DUCATI	<b>1'38.347</b>	3 6	0.458 0.019	<b>339.0</b>
9	37 <b>Pedro ACOSTA</b>	SPA	Red Bull KTM Factory Racing	KTM	<b>1'38.368</b>	5 6	0.479 0.021	<b>343.6</b>
10	20 <b>Fabio QUARTARARO</b>	FRA	Monster Energy Yamaha MotoGP Team	YAMAHA	<b>1'38.493</b>	3 6	0.604 0.125	<b>337.1</b>
11	12 <b>Maverick VIÑALES</b>	SPA	Red Bull KTM Tech3	KTM	<b>1'38.569</b>	6 6	0.680 0.076	<b>338.1</b>
12	10 <b>Luca MARINI</b>	ITA	Honda HRC Castrol	HONDA	<b>1'38.594</b>	5 6	0.705 0.025	<b>340.8</b>
13	5 <b>Johann ZARCO</b>	FRA	CASTROL Honda LCR	HONDA	<b>1'38.619</b>	3 6	0.730 0.025	<b>341.8</b>
14	43 <b>Jack MILLER</b>	AUS	Prima Pramac Yamaha MotoGP	YAMAHA	<b>1'38.765</b>	6 6	0.876 0.146	<b>333.6</b>
15	79 <b>Ai OGURA</b>	JPN	Trackhouse MotoGP Team	APRILIA	<b>1'38.802</b>	4 6	0.913 0.037	<b>340.8</b>
16	42 <b>Alex RINS</b>	SPA	Monster Energy Yamaha MotoGP Team	YAMAHA	<b>1'39.043</b>	5 6	1.154 0.241	<b>335.3</b>
17	23 <b>Enea BASTIANINI</b>	ITA	Red Bull KTM Tech3	KTM	<b>1'39.112</b>	4 6	1.223 0.069	<b>334.4</b>
18	25 <b>Raul FERNANDEZ</b>	SPA	Trackhouse MotoGP Team	APRILIA	<b>1'39.156</b>	6 6	1.267 0.044	<b>330.9</b>
19	35 <b>Somkiat CHANTRA</b>	THA	IDEMITSU Honda LCR	HONDA	<b>1'39.418</b>	6 6	1.529 0.262	<b>336.2</b>
20	32 <b>Lorenzo SAVADORI</b>	ITA	Aprilia Racing	APRILIA	<b>1'40.026</b>	6 6	2.137 0.608	<b>334.4</b>
21	33 <b>Brad BINDER</b>	RSA	Red Bull KTM Factory Racing	KTM	<b>1'41.241</b>	3 3	3.352 1.215	<b>339.0</b>

Practice condition: **Dry**

Air: 21°

Humidity: 86%

Ground: 26°

<b>Fastest Lap:</b>	Lap: 4	<b>Marc MARQUEZ</b>	<b>1'37.889</b>	176.7 Km/h
<b>Best Race Lap:</b>	2015	<b>Valentino ROSSI</b>	<b>1'39.019</b>	174.7 Km/h
<b>All-Time Lap Record:</b>	2025	<b>Marc MARQUEZ</b>	<b>1'36.917</b>	178.5 Km/h

The results are provisional until the end of the limit for protest and appeals.

Time limit for protest expires 60' after publication of the results - ..... Time: **11:07**

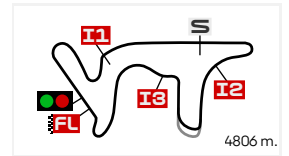
These data/results cannot be reproduced, stored and/or transmitted in whole or in part by any manner of electronic, mechanical, photocopying, recording, broadcasting or otherwise now known or herein after developed without the previous express consent by the copyright owner, except for reproduction in daily press and regular printed publications on sale to the public within 60 days of the event related to those data/results and always provided that copyright symbol appears together as follows below.

© DORNA, 2025

Official MotoGP Timing by

www.motogp.com

Termas de Río Hondo, Sunday, March 16, 2025



Termas de Río Hondo

# TOP SPEED & AVERAGE

## GRAN PREMIO YPF ENERGÍA DE ARGENTINA

### WARM UP

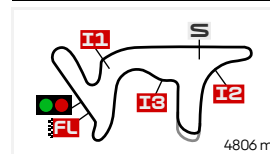
#	Rider	Nation	Motorcycle	Top 5 speeds					Average	Top
37	<b>Pedro ACOSTA</b>	SPA	KTM	343.6	339.0	339.0	338.1	338.1	339.6	<b>343.6</b>
63	<b>Francesco BAGNAIA</b>	ITA	DUCATI	343.6	339.0	339.0	337.1	337.1	339.2	<b>343.6</b>
49	<b>Fabio DI GIANNANTONIO</b>	ITA	DUCATI	342.7	340.8	339.9	308.8		333.1	<b>342.7</b>
93	<b>Marc MARQUEZ</b>	SPA	DUCATI	342.7	340.8	339.9	339.9	339.0	340.5	<b>342.7</b>
5	<b>Johann ZARCO</b>	FRA	HONDA	341.8	339.9	339.9	338.1	336.2	339.2	<b>341.8</b>
73	<b>Alex MARQUEZ</b>	SPA	DUCATI	341.8	339.0	337.1	336.2	335.3	337.9	<b>341.8</b>
10	<b>Luca MARINI</b>	ITA	HONDA	340.8	339.9	339.0	336.2	330.0	337.2	<b>340.8</b>
79	<b>Ai OGURA</b>	JPN	APRILIA	340.8	337.1	335.3	334.4	331.8	335.9	<b>340.8</b>
33	<b>Brad BINDER</b>	RSA	KTM	339.0	330.9	207.8			292.6	<b>339.0</b>
54	<b>Fermin ALDEGUER</b>	SPA	DUCATI	339.0	338.1	338.1	338.1	335.3	337.7	<b>339.0</b>
12	<b>Maverick VIÑALES</b>	SPA	KTM	338.1	337.1	336.2	334.4	334.4	336.0	<b>338.1</b>
72	<b>Marco BEZZECCHI</b>	ITA	APRILIA	338.1	335.3	334.4	333.6	332.7	334.8	<b>338.1</b>
20	<b>Fabio QUARTARARO</b>	FRA	YAMAHA	337.1	337.1	334.4	332.7	331.8	334.6	<b>337.1</b>
21	<b>Franco MORBIDELLI</b>	ITA	DUCATI	336.2	336.2	335.3	334.4	334.4	335.3	<b>336.2</b>
35	<b>Somkiat CHANTRA</b>	THA	HONDA	336.2	335.3	335.3	334.4	332.7	334.8	<b>336.2</b>
36	<b>Joan MIR</b>	SPA	HONDA	335.3	332.7	331.8	330.9	330.0	331.8	<b>335.3</b>
42	<b>Alex RINS</b>	SPA	YAMAHA	335.3	331.8	330.9	330.9	330.0	331.8	<b>335.3</b>
23	<b>Enea BASTIANINI</b>	ITA	KTM	334.4	334.4	333.6	333.6	332.7	333.7	<b>334.4</b>
32	<b>Lorenzo SAVADORI</b>	ITA	APRILIA	334.4	331.8	331.8	327.4	322.4	329.6	<b>334.4</b>
43	<b>Jack MILLER</b>	AUS	YAMAHA	333.6	333.6	331.8	329.2	316.7	329.0	<b>333.6</b>
25	<b>Raul FERNANDEZ</b>	SPA	APRILIA	330.9	330.9	330.9	330.0	330.0	330.5	<b>330.9</b>

These data/results cannot be reproduced, stored and/or transmitted in whole or in part by any manner of electronic, mechanical, photocopying, recording, broadcasting or otherwise now known or herein after developed without the previous express consent by the copyright owner, except for reproduction in daily press and regular printed publications on sale to the public within 60 days of the event related to those data/results and always provided that copyright symbol appears together as follows below.

© DORNA, 2025

Official MotoGP Timing by [www.motogp.com](http://www.motogp.com)

Termas de Río Hondo, Sunday, March 16, 2025



Termas de Río Hondo

# CHRONOLOGICAL ANALYSIS OF PERFORMANCES

## GRAN PREMIO YPF ENERGÍA DE ARGENTINA

### WARM UP

\* Lap / Sector time cancelled

P Crossing the finish line in pit lane

\*\* Tyre data subject to further updates

**T1** Time from finish line to 1st intermediate

**T2** Time from 1st intermed. to 2nd intermed.

**T3** Time from 2nd intermed. to 3rd intermed.

**T4** Time from 3rd intermediate to finish line

Lap	Lap Time	T1	T2	T3	T4	Speed	Lap	Lap Time	T1	T2	T3	T4	Speed
<b>1st</b>	<b>93</b>	<b>Marc MARQUEZ</b>		DUCATI		SPA							
		Ducati Lenovo Team											
		Runs=1	Total laps=6	Full laps=5	Valid laps=5								
Run #	1	Front Tyre	Slick-Medium	Rear Tyre	Slick-Medium								
		8 Laps at start		New Tyre									
1	1'48.922	28.514	24.814	26.810	24.083	309.6							
2	<b>1'38.725</b>	26.970	23.356	25.033	23.366	340.8							
3	<b>1'38.310</b>	26.595	23.298	25.184	23.233	342.7							
4	<b>1'37.889</b>	26.602	23.211	24.824	23.252	339.9							
5	<b>1'38.878</b>	26.658	23.494	24.962	23.764	339.0							
6	<b>1'43.137</b>	30.320	23.575	25.257	23.985	339.9							
<b>2nd</b>	<b>73</b>	<b>Alex MARQUEZ</b>		DUCATI		SPA							
		BK8 Gresini Racing MotoGP											
		Runs=1	Total laps=7	Full laps=6	Valid laps=6								
Run #	1	Front Tyre	Slick-Medium	Rear Tyre	Slick-Medium								
		8 Laps at start		New Tyre									
1	1'46.993	31.136	24.918	26.769	23.714	302.1							
2	<b>1'38.754</b>	27.130	23.287	24.964	23.373	339.0							
3	<b>1'38.320</b>	26.762	23.243	24.909	23.406	336.2							
4	<b>1'38.251</b>	26.743	23.199	24.888	23.421	337.1							
5	<b>1'37.890</b>	26.604	23.162	24.817	23.307	341.8							
6	<b>1'38.374</b>	26.758	23.288	24.942	23.386	335.3							
7	<b>1'40.775</b>	26.713	23.857	26.163	24.042	331.8							
<b>3rd</b>	<b>49</b>	<b>Fabio DI GIANNANTONIO</b>		DUCATI		ITA							
		Pertamina Enduro VR46 Racing Team											
		Runs=1	Total laps=4	Full laps=3	Valid laps=3								
Run #	1	Front Tyre	Slick-Medium	Rear Tyre	Slick-Medium								
		9 Laps at start		New Tyre									
1	1'55.789	29.851	24.823	26.519	24.266	308.8							
2	<b>1'39.813</b>	27.206	23.475	25.418	23.714	340.8							
3	<b>1'38.912</b>	26.896	23.318	25.170	23.528	339.9							
4	<b>1'38.237</b>	26.771	23.144	24.923	23.399	342.7							
<b>4th</b>	<b>72</b>	<b>Marco BEZZECCHI</b>		APRILIA		ITA							
		Aprilia Racing											
		Runs=1	Total laps=7	Full laps=6	Valid laps=6								
Run #	1	Front Tyre	Slick-Medium	Rear Tyre	Slick-Medium								
		8 Laps at start		New Tyre									
1	1'45.869	28.794	24.217	26.058	23.833	322.4							
2	<b>1'39.080</b>	27.113	23.474	25.075	23.418	330.0							
3	<b>1'38.652</b>	26.814	23.353	24.976	23.509	335.3							
4	<b>1'38.556</b>	26.774	23.333	24.980	23.469	332.7							
5	<b>1'38.310</b>	26.605	23.433	24.961	23.311	333.6							
6	<b>1'38.241</b>	26.651	23.329	24.894	23.367	338.1							
7	<b>1'38.345</b>	26.724	23.247	25.046	23.328	334.4							
<b>5th</b>	<b>63</b>	<b>Francesco BAGNAIA</b>		DUCATI		ITA							
		Ducati Lenovo Team											
		Runs=1	Total laps=7	Full laps=6	Valid laps=6								
Run #	1	Front Tyre	Slick-Medium	Rear Tyre	Slick-Medium								
		8 Laps at start		New Tyre									
1	1'45.382	29.272	24.436	26.101	23.920	327.4							
2	<b>1'39.273</b>	26.979	23.409	25.194	23.691	339.0							
3	<b>1'38.761</b>	26.880	23.205	25.149	23.527	337.1							
4	<b>1'38.397</b>	26.646	23.217	24.976	23.558	337.1							
5	<b>1'38.273</b>	26.622	23.175	25.009	23.467	339.0							
6	<b>1'38.339</b>	26.662	23.135	25.017	23.525	336.2							
7	<b>1'39.380</b>	27.468	23.234	25.134	23.544	343.6							
<b>6th</b>	<b>21</b>	<b>Franco MORBIDELLI</b>		DUCATI		ITA							
		Pertamina Enduro VR46 Racing Team											
		Runs=1	Total laps=6	Full laps=5	Valid laps=4								
Run #	1	Front Tyre	Slick-Medium	Rear Tyre	Slick-Medium								
		7 Laps at start		New Tyre									
1	2'30.209	32.682	25.385	27.614	24.764	305.8							
2	<b>1'40.248</b>	27.361	23.562	25.578	23.747	334.4							
3	<b>1'39.250</b>	26.947	23.234	25.386	23.683	334.4							
4	<b>1'38.735</b>	26.871	23.291	25.084	23.489	336.2							
5	1'38.482 *	26.689 *	23.181	25.059	23.553	336.2							
6	<b>1'38.300</b>	26.635	23.214	24.967	23.484	335.3							
<b>7th</b>	<b>36</b>	<b>Joan MIR</b>		HONDA		SPA							
		Honda HRC Castrol											
		Runs=1	Total laps=6	Full laps=5	Valid laps=4								
Run #	1	Front Tyre	Slick-Medium	Rear Tyre	Slick-Medium								
		4 Laps at start		New Tyre									
1	2'31.685	28.973	23.886	25.837	24.183	331.8							
2	<b>1'40.362</b>	27.297	23.328	25.175	24.562	332.7							
3	<b>1'38.592</b>	26.910	23.242	24.983	23.457	330.9							
4	<b>1'38.348</b>	26.794	23.168	24.997	23.389	335.3							
5	1'43.817 *	31.630 *	23.507	25.194	23.486	330.0							
6	<b>1'38.328</b>	26.727	23.230	24.922	23.449	330.0							

<b>Fastest Lap:</b>	Marc MARQUEZ	SPA	Ducati Lenovo Team	<b>1'37.889</b>	26.602	23.211	24.824	23.252
---------------------	--------------	-----	--------------------	-----------------	--------	--------	--------	--------

These data/results cannot be reproduced, stored and/or transmitted in whole or in part by any manner of electronic, mechanical, photocopying, recording, broadcasting or otherwise now known or herein after developed without the previous express consent by the copyright owner, except for reproduction in daily press and regular printed publications on sale to the public within 60 days of the event related to those data/results and always provided that copyright symbol appears together as follows below.

© DORNA, 2025

Official MotoGP Timing by

www.motogp.com

Termas de Río Hondo, Sunday, March 16, 2025

Page 1 of 3

# Warm Up

MotoGP™

Lap	Lap Time	T1	T2	T3	T4	Speed
<b>8th</b>	<b>54</b>	<b>Fermin ALDEGUER</b>		DUCATI		SPA
		BK8 Gresini Racing MotoGP				
		Runs=1	Total laps=6	Full laps=5	Valid laps=5	

Run #	1	Front Tyre	Slick-Soft	Rear Tyre	Slick-Medium	Speed
		New Tyre		New Tyre		
1	1'49.282	29.680	24.420	26.234	24.107	316.7
2	<b>1'42.286</b>	27.256	23.525	28.019	23.486	335.3
3	<b>1'38.347</b>	26.719	23.229	24.951	<b>23.448</b>	338.1
4	<b>1'38.897</b>	27.222	23.230	24.955	23.490	338.1
5	<b>1'38.477</b>	26.884	<b>23.196</b>	<b>24.920</b>	23.477	338.1
6	<b>1'38.899</b>	26.794	23.287	25.068	23.750	<b>339.0</b>

<b>9th</b>	<b>37</b>	<b>Pedro ACOSTA</b>		KTM		SPA
		Red Bull KTM Factory Racing				
		Runs=1	Total laps=6	Full laps=5	Valid laps=5	

Run #	1	Front Tyre	Slick-Medium	Rear Tyre	Slick-Medium	Speed
		12 Laps at start		New Tyre		
1	1'51.199 *	29.960	24.903	26.433 *	24.090 *	325.7
2	<b>1'39.689</b>	27.238	23.595	25.254	23.602	338.1
3	<b>1'38.773</b>	26.788	23.410	25.158	<b>23.417</b>	339.0
4	<b>1'38.722</b>	26.830	23.301	<b>25.037</b>	23.554	339.0
5	<b>1'38.368</b>	26.630	<b>23.198</b>	25.088	23.452	338.1
6	<b>1'39.289</b>	26.809	23.357	25.325	23.798	<b>343.6</b>

<b>10th</b>	<b>20</b>	<b>Fabio QUARTARARO</b>		YAMAHA		FRA
		Monster Energy Yamaha MotoGP Team				
		Runs=1	Total laps=6	Full laps=5	Valid laps=5	

Run #	1	Front Tyre	Slick-Medium	Rear Tyre	Slick-Medium	Speed
		8 Laps at start		New Tyre		
1	1'45.671	30.273	24.231	26.098	23.825	330.0
2	<b>1'39.771</b>	27.177	23.479	25.575	23.540	331.8
3	<b>1'38.493</b>	26.789	23.317	<b>24.917</b>	23.470	<b>337.1</b>
4	<b>1'38.713</b>	<b>26.763</b>	23.504	24.996	23.450	332.7
5	<b>1'38.506</b>	26.819	<b>23.311</b>	24.939	<b>23.437</b>	337.1
6	<b>1'47.143</b>	34.060	23.692	25.427	23.964	334.4

<b>11th</b>	<b>12</b>	<b>Maverick VIÑALES</b>		KTM		SPA
		Red Bull KTM Tech3				
		Runs=1	Total laps=6	Full laps=5	Valid laps=4	

Run #	1	Front Tyre	Slick-Medium	Rear Tyre	Slick-Medium	Speed
		New Tyre		New Tyre		
1	2'11.278	28.564	23.861	25.832	23.784	334.4
2	<b>1'39.105</b>	27.093	23.408	25.112	23.492	<b>338.1</b>
3	<b>1'38.887</b>	26.909	23.399	25.033	23.546	336.2
4	<b>1'38.598</b>	26.833	23.319	<b>24.958</b>	23.488	337.1
5	1'40.482 *	28.550 *	23.300	25.153	23.479	334.4
6	<b>1'38.569</b>	<b>26.825</b>	<b>23.275</b>	25.001	<b>23.468</b>	333.6

<b>12th</b>	<b>10</b>	<b>Luca MARINI</b>		HONDA		ITA
		Honda HRC Castrol				
		Runs=1	Total laps=6	Full laps=5	Valid laps=5	

Run #	1	Front Tyre	Slick-Medium	Rear Tyre	Slick-Medium	Speed
		8 Laps at start		New Tyre		
1	1'49.032	28.801	24.471	26.581	24.009	297.8
2	<b>1'39.278</b>	27.216	23.402	25.215	23.445	339.0
3	<b>1'38.637</b>	26.920	23.266	<b>25.074</b>	23.377	<b>340.8</b>

Lap	Lap Time	T1	T2	T3	T4	Speed
4	<b>1'38.738</b>	26.950	23.323	25.108	23.357	336.2
5	<b>1'38.594</b>	26.829	<b>23.259</b>	25.120	23.386	339.9
6	<b>1'38.639</b>	<b>26.768</b>	23.368	25.151	<b>23.352</b>	330.0

<b>13th</b>	<b>5</b>	<b>Johann ZARCO</b>		HONDA		FRA
		CASTROL Honda LCR				
		Runs=1	Total laps=6	Full laps=5	Valid laps=5	

Run #	1	Front Tyre	Slick-Medium	Rear Tyre	Slick-Medium	Speed
		12 Laps at start		12 Laps at start		
1	1'48.698	29.079	24.677	26.432	23.949	297.1
2	<b>1'39.483</b>	27.402	23.398	25.221	23.462	339.9
3	<b>1'38.619</b>	26.862	23.253	25.047	<b>23.457</b>	<b>341.8</b>
4	<b>1'38.744</b>	26.990	<b>23.197</b>	<b>24.966</b>	23.591	339.9
5	<b>1'39.369</b>	26.863	23.526	25.108	23.872	336.2
6	<b>1'38.743</b>	<b>26.800</b>	23.361	25.114	23.468	338.1

<b>14th</b>	<b>43</b>	<b>Jack MILLER</b>		YAMAHA		AUS
		Prima Pramac Yamaha MotoGP				
		Runs=1	Total laps=6	Full laps=5	Valid laps=4	

Run #	1	Front Tyre	Slick-Medium	Rear Tyre	Slick-Medium	Speed
		8 Laps at start		New Tyre		
1	1'56.063	28.650	24.660	26.478	24.342	316.7
2	<b>1'39.996</b>	27.167	23.598	25.469	23.762	<b>333.6</b>
3	<b>1'39.513</b>	26.983	23.665	25.239	23.626	333.6
4	<b>1'44.016</b>	29.188	25.359	25.704	23.765	315.1
5	1'38.783 *	26.759 *	<b>23.399</b>	25.102	23.523	331.8
6	<b>1'38.765</b>	<b>26.766</b>	23.408	<b>25.079</b>	<b>23.512</b>	329.2

<b>15th</b>	<b>79</b>	<b>Ai OGURA</b>		APRILIA		JPN
		Trackhouse MotoGP Team				
		Runs=1	Total laps=6	Full laps=5	Valid laps=5	

Run #	1	Front Tyre	Slick-Medium	Rear Tyre	Slick-Medium	Speed
		6 Laps at start		New Tyre		
1	1'56.478	29.609	24.303	26.428	24.399	321.5
2	<b>1'39.751</b>	27.197	23.456	25.394	23.704	335.3
3	<b>1'38.974</b>	27.049	<b>23.267</b>	<b>25.022</b>	23.636	<b>340.8</b>
4	<b>1'38.802</b>	26.888	23.323	25.055	<b>23.536</b>	337.1
5	<b>1'38.862</b>	<b>26.866</b>	23.365	25.068	23.563	334.4
6	<b>1'38.841</b>	26.891	23.297	25.036	23.617	331.8

<b>16th</b>	<b>42</b>	<b>Alex RINS</b>		YAMAHA		SPA
		Monster Energy Yamaha MotoGP Team				
		Runs=1	Total laps=6	Full laps=5	Valid laps=5	

Run #	1	Front Tyre	Slick-Medium	Rear Tyre	Slick-Medium	Speed
		7 Laps at start		New Tyre		
1	1'46.755	28.677	24.494	26.150	24.027	314.3
2	<b>1'40.017</b>	27.279	23.775	25.242	23.721	330.0
3	<b>1'39.733</b>	26.997	23.679	25.479	23.578	330.9
4	<b>1'39.626</b>	27.035	23.598	25.372	23.621	331.8
5	<b>1'39.043</b>	<b>26.842</b>	<b>23.465</b>	<b>25.159</b>	<b>23.577</b>	<b>335.3</b>
6	<b>1'43.279</b>	27.285	24.682	27.438	23.874	330.9

<b>Fastest Lap:</b>	Marc MARQUEZ	SPA	Ducati Lenovo Team	<b>1'37.889</b>	26.602	23.211	24.824	23.252
---------------------	--------------	-----	--------------------	-----------------	--------	--------	--------	--------

These data/results cannot be reproduced, stored and/or transmitted in whole or in part by any manner of electronic, mechanical, photocopying, recording, broadcasting or otherwise now known or herein after developed without the previous express consent by the copyright owner, except for reproduction in daily press and regular printed publications on sale to the public within 60 days of the event related to those data/results and always provided that copyright symbol appears together as follows below.

© DORNA, 2025

Official MotoGP Timing by TISSOT

www.motogp.com

Termas de Río Hondo, Sunday, March 16, 2025

Page 2 of 3



Lap	Lap Time	T1	T2	T3	T4	Speed	Lap	Lap Time	T1	T2	T3	T4	Speed
<b>17th</b>	<b>23</b>	<b>Enea BASTIANINI</b>		KTM		ITA	2	5'58.629	30.211	24.710	30.366	24.054	330.9
		Red Bull KTM Tech3					3	<b>1'41.241</b>	29.216	23.412	25.194	23.419	339.0
		Runs=1	Total laps=6	Full laps=5	Valid laps=4								
<b>Run #</b>	<b>1</b>	<b>Front Tyre</b>	<b>Slick-Medium</b>	<b>Rear Tyre</b>	<b>Slick-Medium</b>								
		8 Laps at start		New Tyre									
1	2'08.340	30.349	25.455	26.740	24.314	322.4							
2	<b>1'39.790</b>	27.034	23.550	25.460	23.746	333.6							
3	<b>1'39.248</b>	26.854	23.426	25.293	23.675	333.6							
4	<b>1'39.112</b>	26.772	23.497	25.288	23.555	334.4							
5	1'43.933 *	30.428 *	24.136	25.459	23.910	334.4							
6	<b>1'39.314</b>	26.920	23.393	25.341	23.660	332.7							
<b>18th</b>	<b>25</b>	<b>Raul FERNANDEZ</b>		APRILIA		SPA							
		Trackhouse MotoGP Team											
		Runs=1	Total laps=6	Full laps=5	Valid laps=4								
<b>Run #</b>	<b>1</b>	<b>Front Tyre</b>	<b>Slick-Medium</b>	<b>Rear Tyre</b>	<b>Slick-Medium</b>								
		8 Laps at start		New Tyre									
1	2'22.968	29.522	24.719	26.271	24.201	324.9							
2	<b>1'40.010</b>	27.347	23.710	25.285	23.668	330.9							
3	<b>1'39.684</b>	27.091	23.780	25.236	23.577	330.9							
4	<b>1'39.279</b>	26.909	23.591	25.135	23.644	330.9							
5	1'41.092 *	27.475 *	23.712	25.725	24.180	330.0							
6	<b>1'39.156</b>	27.060	23.515	25.033	23.548	330.0							
<b>19th</b>	<b>35</b>	<b>Somkiat CHANTRA</b>		HONDA		THA							
		IDEMITSU Honda LCR											
		Runs=1	Total laps=6	Full laps=5	Valid laps=4								
<b>Run #</b>	<b>1</b>	<b>Front Tyre</b>	<b>Slick-Soft</b>	<b>Rear Tyre</b>	<b>Slick-Soft</b>								
		New Tyre		3 Laps at start									
1	1'52.290 *	28.666	24.267	25.943 *	24.318 *	330.9							
2	1'40.202 *	27.396 *	23.385	25.519	23.902	336.2							
3	<b>1'40.082</b>	27.317	23.546	25.428	23.791	335.3							
4	<b>1'39.862</b>	27.207	23.433	25.329	23.893	335.3							
5	<b>1'41.319</b>	27.346	24.206	25.978	23.789	332.7							
6	<b>1'39.418</b>	27.075	23.369	25.265	23.709	334.4							
<b>20th</b>	<b>32</b>	<b>Lorenzo SAVADORI</b>		APRILIA		ITA							
		Aprilia Racing											
		Runs=1	Total laps=6	Full laps=5	Valid laps=4								
<b>Run #</b>	<b>1</b>	<b>Front Tyre</b>	<b>Slick-Medium</b>	<b>Rear Tyre</b>	<b>Slick-Soft</b>								
		6 Laps at start		6 Laps at start									
1	1'57.715	38.809	24.519	26.243	24.547	322.4							
2	<b>1'40.790</b>	27.366	23.861	25.640	23.923	334.4							
3	<b>1'40.373</b>	27.273	23.690	25.619	23.791	331.8							
4	<b>1'49.284</b>	29.406	26.114	26.400	27.364	327.4							
5	1'42.642 *	28.070 *	24.430	26.070 *	24.072 *	321.5							
6	<b>1'40.026</b>	27.165	23.608	25.517	23.736	331.8							
<b>21st</b>	<b>33</b>	<b>Brad BINDER</b>		KTM		RSA							
		Red Bull KTM Factory Racing											
		Runs=2	Total laps=3	Full laps=1	Valid laps=1								
<b>Run #</b>	<b>1</b>	<b>Front Tyre</b>	<b>Slick-Medium</b>	<b>Rear Tyre</b>	<b>Slick-Medium</b>								
		7 Laps at start		New Tyre									
1	2'25.124 P	29.561	31.655	34.718	33.551	207.8							
<b>Run #</b>	<b>2</b>	<b>Front Tyre</b>	<b>Slick-Medium</b>	<b>Rear Tyre</b>	<b>Slick-Medium</b>								
		8 Laps at start		1 Laps at start									
<b>Fastest Lap:</b>		Marc MARQUEZ	SPA	Ducati Lenovo Team	<b>1'37.889</b>	26.602	23.211	24.824	23.252				

These data/results cannot be reproduced, stored and/or transmitted in whole or in part by any manner of electronic, mechanical, photocopying, recording, broadcasting or otherwise now known or herein after developed without the previous express consent by the copyright owner, except for reproduction in daily press and regular printed publications on sale to the public within 60 days of the event related to those data/results and always provided that copyright symbol appears together as follows below.

© DORNA, 2025

Official MotoGP Timing by  TISSOT

www.motogp.com

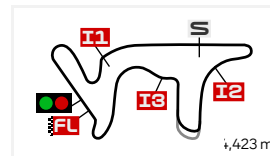
Termas de Río Hondo, Sunday, March 16, 2025

Page 3 of 3

**OFFICIAL STARTING GRID**

**GRAN PREMIO YPF ENERGÍA DE ARGENTINA**

RACE : 25 LAPS = 120.15 KM



Termas de Río Hondo

1	<p><b>1</b> 1'36.917 <b>93 Marc MARQUEZ</b> Ducati</p>	2	<p><b>2</b> 1'37.163 <b>73 Alex MARQUEZ</b> Ducati</p>	3	<p><b>3</b> 1'37.205 <b>5 Johann ZARCO</b> Honda</p>
2	<p><b>4</b> 1'37.268 <b>63 Francesco BAGNAIA</b> Ducati</p>	3	<p><b>5</b> 1'37.274 <b>37 Pedro ACOSTA</b> KTM</p>	4	<p><b>6</b> 1'37.286 <b>49 Fabio DI GIANNANTONIO</b> Ducati</p>
3	<p><b>7</b> 1'37.347 <b>20 Fabio QUARTARARO</b> Yamaha</p>	4	<p><b>8</b> 1'37.382 <b>21 Franco MORBIDELLI</b> Ducati</p>	5	<p><b>9</b> 1'37.414 <b>72 Marco BEZZECCHI</b> Aprilia</p>
4	<p><b>10</b> 1'37.596 <b>36 Joan MIR</b> Honda</p>	5	<p><b>11</b> 1'37.702 <b>33 Brad BINDER</b> KTM</p>	6	<p><b>12</b> 1'37.749 <b>42 Alex RINS</b> Yamaha</p>
5	<p><b>13</b> 1'37.604 <b>43 Jack MILLER</b> Yamaha</p>	6	<p><b>14</b> 1'37.717 <b>54 Fermin ALDEGUER</b> Ducati</p>	7	<p><b>15</b> 1'37.746 <b>79 Ai OGURA</b> Aprilia</p>
6	<p><b>16</b> 1'37.983 <b>10 Luca MARINI</b> Honda</p>	7	<p><b>17</b> 1'38.157 <b>25 Raul FERNANDEZ</b> Aprilia</p>	8	<p><b>18</b> 1'38.168 <b>35 Somkiat CHANTRA</b> Honda</p>
7	<p><b>19</b> 1'38.246 <b>12 Maverick VIÑALES</b> KTM</p>	8	<p><b>20</b> 1'38.328 <b>23 Enea BASTIANINI</b> KTM</p>		

FIM MotoGP Stewards long lap penalty for rider #54

The results are provisional until the end of the limit for protest and appeal

Time limit for protest expires 60' after publication of the results - ..... **Nicolas TORTONE** ..... Time: **11:12**

These data/results cannot be reproduced, stored and/or transmitted in whole or in part by any manner of electronic, mechanical, photocopying, recording, broadcasting or otherwise now known or herein after developed without the previous express consent by the copyright owner, except for reproduction in daily press and regular printed publications on sale to the public within 60 days of the event related to those data/results and always provided that copyright symbol appears together as follows below.

© DORNA, 2025

Official MotoGP Timing by TISSOT

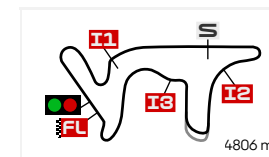
www.motogp.com

Termas de Río Hondo, Sunday, March 16, 2025

# BEST PARTIAL TIMES

## GRAN PREMIO YPF ENERGÍA DE ARGENTINA

### WARM UP



Termas de Río Hondo

*IT* Ideal Lap Time, sum of the best partial times

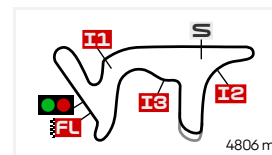
*BT* Best Lap Time

Pos	T1		T2		T3		T4		Pos	Rider	IT	BT	
	Rider	Time	Rider	Time	Rider	Time	Rider	Time					
1	M.MARQUEZ	26.595	F.BAGNAIA	23.135	A.MARQUEZ	24.817	M.MARQUEZ	23.233	1	M.MARQUEZ	1'37.863	1'37.889	(1)
2	<b>A.MARQUEZ</b>	<b>26.604</b>	<b>F.DI GIANNANT</b>	<b>23.144</b>	<b>M.MARQUEZ</b>	<b>24.824</b>	<b>A.MARQUEZ</b>	<b>23.307</b>	2	A.MARQUEZ	1'37.890	1'37.890	(2)
3	M.BEZZECCHI	26.605	A.MARQUEZ	23.162	M.BEZZECCHI	24.894	M.BEZZECCHI	23.311	3	M.BEZZECCHI	1'38.057	1'38.241	(4)
4	<b>F.BAGNAIA</b>	<b>26.622</b>	<b>J.MIR</b>	<b>23.168</b>	<b>F.QUARTARARO</b>	<b>24.917</b>	<b>L.MARINI</b>	<b>23.352</b>	4	F.BAGNAIA	1'38.200	1'38.273	(5)
5	P.ACOSTA	26.630	F.MORBIDELLI	23.181	F.ALDEGUER	24.920	J.MIR	23.389	5	J.MIR	1'38.206	1'38.328	(7)
6	<b>F.MORBIDELLI</b>	<b>26.635</b>	<b>F.ALDEGUER</b>	<b>23.196</b>	<b>J.MIR</b>	<b>24.922</b>	<b>F.DI GIANNANT</b>	<b>23.399</b>	6	F.DI GIANNANTONI	1'38.237	1'38.237	(3)
7	F.ALDEGUER	26.719	J.ZARCO	23.197	F.DI GIANNANT	24.923	P.ACOSTA	23.417	7	F.MORBIDELLI	1'38.267	1'38.300	(6)
8	<b>J.MIR</b>	<b>26.727</b>	<b>P.ACOSTA</b>	<b>23.198</b>	<b>M.VIÑALES</b>	<b>24.958</b>	<b>B.BINDER</b>	<b>23.419</b>	8	P.ACOSTA	1'38.282	1'38.368	(9)
9	F.QUARTARARO	26.763	M.MARQUEZ	23.211	J.ZARCO	24.966	F.QUARTARARO	23.437	9	F.ALDEGUER	1'38.283	1'38.347	(8)
10	<b>J.MILLER</b>	<b>26.766</b>	<b>M.BEZZECCHI</b>	<b>23.247</b>	<b>F.MORBIDELLI</b>	<b>24.967</b>	<b>F.ALDEGUER</b>	<b>23.448</b>	10	J.ZARCO	1'38.420	1'38.619	(13)
11	L.MARINI	26.768	L.MARINI	23.259	F.BAGNAIA	24.976	J.ZARCO	23.457	11	F.QUARTARARO	1'38.428	1'38.493	(10)
12	<b>F.DI GIANNANT</b>	<b>26.771</b>	<b>A.OGURA</b>	<b>23.267</b>	<b>A.OGURA</b>	<b>25.022</b>	<b>F.BAGNAIA</b>	<b>23.467</b>	12	L.MARINI	1'38.453	1'38.594	(12)
13	E.BASTIANINI	26.772	M.VIÑALES	23.275	R.FERNANDEZ	25.033	M.VIÑALES	23.468	13	M.VIÑALES	1'38.526	1'38.569	(11)
14	<b>J.ZARCO</b>	<b>26.800</b>	<b>F.QUARTARARO</b>	<b>23.311</b>	<b>P.ACOSTA</b>	<b>25.037</b>	<b>F.MORBIDELLI</b>	<b>23.484</b>	14	A.OGURA	1'38.691	1'38.802	(15)
15	M.VIÑALES	26.825	S.CHANTRA	23.369	L.MARINI	25.074	J.MILLER	23.512	15	J.MILLER	1'38.756	1'38.765	(14)
16	<b>A.RINS</b>	<b>26.842</b>	<b>E.BASTIANINI</b>	<b>23.393</b>	<b>J.MILLER</b>	<b>25.079</b>	<b>A.OGURA</b>	<b>23.536</b>	16	R.FERNANDEZ	1'39.005	1'39.156	(18)
17	A.OGURA	26.866	J.MILLER	23.399	A.RINS	25.159	R.FERNANDEZ	23.548	17	E.BASTIANINI	1'39.008	1'39.112	(17)
18	<b>R.FERNANDEZ</b>	<b>26.909</b>	<b>B.BINDER</b>	<b>23.412</b>	<b>B.BINDER</b>	<b>25.194</b>	<b>E.BASTIANINI</b>	<b>23.555</b>	18	A.RINS	1'39.043	1'39.043	(16)
19	S.CHANTRA	27.075	A.RINS	23.465	S.CHANTRA	25.265	A.RINS	23.577	19	S.CHANTRA	1'39.418	1'39.418	(19)
20	<b>L.SAVADORI</b>	<b>27.165</b>	<b>R.FERNANDEZ</b>	<b>23.515</b>	<b>E.BASTIANINI</b>	<b>25.288</b>	<b>S.CHANTRA</b>	<b>23.709</b>	20	L.SAVADORI	1'40.026	1'40.026	(20)
21	B.BINDER	29.216	L.SAVADORI	23.608	L.SAVADORI	25.517	L.SAVADORI	23.736	21	B.BINDER	1'41.241	1'41.241	(21)

These data/results cannot be reproduced, stored and/or transmitted in whole or in part by any manner of electronic, mechanical, photocopying, recording, broadcasting or otherwise now known or herein after developed without the previous express consent by the copyright owner, except for reproduction in daily press and regular printed publications on sale to the public within 60 days of the event related to those data/results and always provided that copyright symbol appears together as follows below.

© DORNA, 2025





Termas de Río Hondo

# FASTEST LAPS SEQUENCE

## GRAN PREMIO YPF ENERGÍA DE ARGENTINA

### WARM UP

<i>Practice Time</i>	<i>#</i>	<i>Rider</i>	<i>Nation</i>	<i>Motorcycle</i>	<i>Time</i>	<i>Km/h</i>	<i>Rider's Lap</i>
<b>3'24.655</b>	63	<b>Francesco BAGNAIA</b>	ITA	DUCATI	<b>1'39.273</b>	174.2	2
<b>3'24.949</b>	72	<b>Marco BEZZECCHI</b>	ITA	APRILIA	<b>1'39.080</b>	174.6	2
<b>3'25.747</b>	73	<b>Alex MARQUEZ</b>	SPA	DUCATI	<b>1'38.754</b>	175.1	2
<b>3'27.647</b>	93	<b>Marc MARQUEZ</b>	SPA	DUCATI	<b>1'38.725</b>	175.2	2
<b>5'03.601</b>	72	<b>Marco BEZZECCHI</b>	ITA	APRILIA	<b>1'38.652</b>	175.3	3
<b>5'03.935</b>	20	<b>Fabio QUARTARARO</b>	FRA	YAMAHA	<b>1'38.493</b>	175.6	3
<b>5'04.067</b>	73	<b>Alex MARQUEZ</b>	SPA	DUCATI	<b>1'38.320</b>	175.9	3
<b>5'05.957</b>	93	<b>Marc MARQUEZ</b>	SPA	DUCATI	<b>1'38.310</b>	175.9	3
<b>6'42.318</b>	73	<b>Alex MARQUEZ</b>	SPA	DUCATI	<b>1'38.251</b>	176.0	4
<b>6'43.846</b>	93	<b>Marc MARQUEZ</b>	SPA	DUCATI	<b>1'37.889</b>	176.7	4

These data/results cannot be reproduced, stored and/or transmitted in whole or in part by any manner of electronic, mechanical, photocopying, recording, broadcasting or otherwise now known or herein after developed without the previous express consent by the copyright owner, except for reproduction in daily press and regular printed publications on sale to the public within 60 days of the event related to those data/results and always provided that copyright symbol appears together as follows below.

© DORNA, 2025

Official MotoGP Timing by [www.motogp.com](http://www.motogp.com)

Termas de Río Hondo, Sunday, March 16, 2025