

Circuito de Jerez - Ángel Nieto 4423 m.

CLASSIFICATION

ESTRELLA GALICIA O,O GRAND PRIX OF SPAIN PRACTICE

#	Rider	Nation	Team	Motorcycle	Time	Lap Total	Gap	T. Speed
1	81 Senna AGIUS	AUS	LIQUI MOLY Dynavolt Intact GP	KALEX	1'38.973	13 20		249.4
2	21 Alonso LOPEZ	SPA	ITALJET Gresini Moto2	KALEX	1'39.052	18 21	0.079 0.079	248.8
3	7 Barry BALTUS	BEL	REDS Fantic Racing	KALEX	1'39.102	17 21	0.129 0.050	249.4
4	95 Collin VEIJER	NED	Red Bull KTM Ajo	KALEX	1'39.194	14 18	0.221 0.092	250.5
5	96 Daniel HOLGADO	SPA	CFMOTO Gaviota Aspar Team	KALEX	1'39.214	14 18	0.241 0.020	252.3
6	28 Izan GUEVARA	SPA	BLU CRU Pramac Yamaha Moto2	BOSCOSCURO	1'39.295	15 15	0.322 0.081	251.7
7	17 Daniel MUÑOZ	SPA	Italtrans Racing Team	KALEX	1'39.343	19 20	0.370 0.048	250.5
8	64 Mario AJI	INA	Idemitsu Honda Team Asia	KALEX	1'39.384	13 19	0.411 0.041	250.0
9	80 David ALONSO	COL	CFMOTO Gaviota Aspar Team	KALEX	1'39.405	16 20	0.432 0.021	251.1
10	18 Manuel GONZALEZ	SPA	LIQUI MOLY Dynavolt Intact GP	KALEX	1'39.406	17 19	0.433 0.001	248.2
11	11 Alex ESCRIG	SPA	KLINT Racing Team	FORWARD	1'39.412	14 17	0.439 0.006	250.5
12	4 Ivan ORTOLA	SPA	QJMOTOR - GALFER - MSI	KALEX	1'39.473	11 18	0.500 0.061	250.0
13	3 Sergio GARCIA	SPA	ITALJET Gresini Moto2	KALEX	1'39.527	13 18	0.554 0.054	249.4
14	13 Celestino VIETTI	ITA	Beta Tools SpeedRS Team	BOSCOSCURO	1'39.535	19 19	0.562 0.008	249.4
15	14 Tony ARBOLINO	ITA	REDS Fantic Racing	KALEX	1'39.596	13 17	0.623 0.061	249.4
16	71 Ayumu SASAKI	JPN	Momoven Idrofoglia RW Racing Team	KALEX	1'39.671	14 17	0.698 0.075	250.5
17	16 Joe ROBERTS	USA	OnlyFans American Racing Team	KALEX	1'39.748	13 18	0.775 0.077	247.7
18	44 Aron CANET	SPA	ELF Marc VDS Racing Team	BOSCOSCURO	1'39.788	10 17	0.815 0.040	248.2
19	84 Zonta VD GOORBERGH	NED	Momoven Idrofoglia RW Racing Team	KALEX	1'39.804	13 17	0.831 0.016	248.2
20	12 Filip SALAC	CZE	OnlyFans American Racing Team	KALEX	1'39.913	15 19	0.940 0.109	247.1
21	99 Adrian HUERTAS	SPA	Italtrans Racing Team	KALEX	1'39.965	16 17	0.992 0.052	249.4
22	53 Deniz ÖNCÜ	TUR	ELF Marc VDS Racing Team	BOSCOSCURO	1'39.979	13 20	1.006 0.014	251.7
23	24 Marcos RAMIREZ	SPA	QJMOTOR - GALFER - MSI	KALEX	1'39.995	15 16	1.022 0.016	250.5
24	32 Luca LUNETTA	ITA	Beta Tools SpeedRS Team	BOSCOSCURO	1'40.093	11 18	1.120 0.098	247.7
25	9 Jorge NAVARRO	SPA	KLINT Racing Team	FORWARD	1'40.356	12 18	1.383 0.263	247.7
26	72 Taiyo FURUSATO	JPN	Idemitsu Honda Team Asia	KALEX	1'40.491	4 19	1.518 0.135	248.8
27	54 Alberto FERRANDEZ	SPA	BLU CRU Pramac Yamaha Moto2	BOSCOSCURO	1'40.502	14 15	1.529 0.011	250.5
28	98 Jose Antonio RUEDA	SPA	Red Bull KTM Ajo	KALEX	1'40.752	14 18	1.779 0.250	250.0

Practice condition: Dry

Air: 20°

Humidity: 66%

Ground: 26°

Fastest Lap:	Lap: 13	Senna AGIUS	1'38.973	160.8 Km/h
Best Race Lap:	2025	Manuel GONZALEZ	1'40.351	158.6 Km/h
All-Time Lap Record:	2026	Senna AGIUS	1'38.973	160.8 Km/h

The results are provisional until the end of the limit for protest and appeals.

Time limit for protest expires 60' after publication of the results - Time:

Miguel A. RODRIGUEZ
15:01

These data/results cannot be reproduced, stored and/or transmitted in whole or in part by any manner of electronic, mechanical, photocopying, recording, broadcasting or otherwise now known or herein after developed without the previous express consent by the copyright owner, except for reproduction in daily press and regular printed publications on sale to the public within 60 days of the event related to those data/results and always provided that copyright symbol appears together as follows below.

© MotoGP Sports Entertainment Group, 2026

Official MotoGP Timing by

www.motogp.com

Jerez de la Frontera, Friday, April 24, 2026



Circuito de Jerez - Ángel Nieto 4423 m.

TOP SPEED & AVERAGE

ESTRELLA GALICIA 0,0 GRAND PRIX OF SPAIN PRACTICE

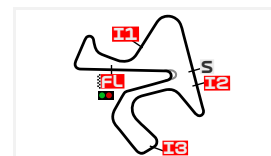
#	Rider	Nation	Motorcycle	Top 5 speeds					Average	Top
96	Daniel HORGADO	SPA	KALEX	252.3	250.0	248.8	248.2	247.7	249.1	252.3
28	Izan GUEVARA	SPA	BOSCOSCURO	251.7	250.5	249.4	248.8	248.8	249.7	251.7
53	Deniz ÖNCÜ	TUR	BOSCOSCURO	251.7	249.4	248.8	248.2	247.7	248.9	251.7
80	David ALONSO	COL	KALEX	251.1	251.1	251.1	249.4	248.8	250.3	251.1
11	Alex ESCRIG	SPA	FORWARD	250.5	248.8	248.2	247.7	247.1	248.2	250.5
17	Daniel MUÑOZ	SPA	KALEX	250.5	250.0	247.1	247.1	247.1	248.4	250.5
24	Marcos RAMIREZ	SPA	KALEX	250.5	247.1	246.5	246.5	245.4	246.5	250.5
54	Alberto FERRANDEZ	SPA	BOSCOSCURO	250.5	248.8	247.7	247.1	247.1	247.9	250.5
71	Ayumu SASAKI	JPN	KALEX	250.5	248.2	248.2	247.7	247.7	248.2	250.5
95	Collin VEIJER	NED	KALEX	250.5	250.0	249.4	249.4	248.8	249.6	250.5
4	Ivan ORTOLA	SPA	KALEX	250.0	248.2	247.7	246.0	246.0	247.1	250.0
64	Mario AJI	INA	KALEX	250.0	250.0	250.0	249.4	248.2	249.3	250.0
98	Jose Antonio RUEDA	SPA	KALEX	250.0	250.0	249.4	248.8	248.8	249.3	250.0
3	Sergio GARCIA	SPA	KALEX	249.4	248.2	247.7	247.7	247.7	248.1	249.4
7	Barry BALTUS	BEL	KALEX	249.4	248.2	247.1	246.5	246.5	247.4	249.4
13	Celestino VIETTI	ITA	BOSCOSCURO	249.4	248.2	248.2	248.2	247.7	248.0	249.4
14	Tony ARBOLINO	ITA	KALEX	249.4	247.7	247.1	246.0	246.0	247.0	249.4
81	Senna AGIUS	AUS	KALEX	249.4	249.4	248.8	247.7	247.7	248.6	249.4
99	Adrian HUERTAS	SPA	KALEX	249.4	248.8	247.7	247.1	247.1	247.9	249.4
21	Alonso LOPEZ	SPA	KALEX	248.8	248.2	247.7	247.7	247.7	247.9	248.8
72	Taiyo FURUSATO	JPN	KALEX	248.8	248.8	247.7	247.1	247.1	247.9	248.8
18	Manuel GONZALEZ	SPA	KALEX	248.2	248.2	248.2	248.2	247.7	248.1	248.2
44	Aron CANET	SPA	BOSCOSCURO	248.2	247.7	247.7	247.1	247.1	247.6	248.2
84	Zonta VD GOORBERGH	NED	KALEX	248.2	247.7	247.7	247.7	246.5	247.1	248.2
9	Jorge NAVARRO	SPA	FORWARD	247.7	247.7	246.5	246.0	245.4	246.5	247.7
16	Joe ROBERTS	USA	KALEX	247.7	247.7	247.7	247.1	247.1	247.5	247.7
32	Luca LUNETTA	ITA	BOSCOSCURO	247.7	247.7	247.1	247.1	247.1	247.3	247.7
12	Filip SALAC	CZE	KALEX	247.1	246.5	246.0	246.0	246.0	246.3	247.1

These data/results cannot be reproduced, stored and/or transmitted in whole or in part by any manner of electronic, mechanical, photocopying, recording, broadcasting or otherwise now known or herein after developed without the previous express consent by the copyright owner, except for reproduction in daily press and regular printed publications on sale to the public within 60 days of the event related to those data/results and always provided that copyright symbol appears together as follows below.

© MotoGP Sports Entertainment Group, 2026

Official MotoGP Timing by www.motogp.com

Jerez de la Frontera, Friday, April 24, 2026



Circuito de Jerez - Ángel Nieto 4423 m.

CHRONOLOGICAL ANALYSIS OF PERFORMANCES

ESTRELLA GALICIA 0,0 GRAND PRIX OF SPAIN

PRACTICE

* Lap / Sector time cancelled
P Crossing the finish line in pit lane

T1 Time from finish line to 1st intermediate
T2 Time from 1st intermed. to 2nd intermed.

T3 Time from 2nd intermed. to 3rd intermed.
T4 Time from 3rd intermediate to finish line

Lap	Lap Time	T1	T2	T3	T4	Speed	Lap	Lap Time	T1	T2	T3	T4	Speed
1st	81	Senna AGIUS		LIQUI MOLY Dynavolt AUS			19	1'43.797	29.302	14.151	30.297	30.047	244.3
		Runs=2	Total laps=20	Full laps=17	Valid laps=16		20	1'40.103	26.833	13.927	29.871	29.472	246.0
1	1'55.052	30.180	14.915	30.930	29.908	237.8	21	1'39.840	26.640	13.916	29.723	29.561	247.1
2	1'40.617	27.394	14.041	29.780	29.402	246.0							
3	1'39.493	26.394	13.922	29.618	29.559	246.5							
4	1'39.690	26.414	14.003	29.600	29.673	246.5							
5	1'39.695	26.601	13.885	29.682	29.527	249.4							
6	1'39.785	26.633	13.997	29.697	29.458	247.7							
7	1'39.913 *	26.620	14.138 *	29.727	29.428	247.1							
8	1'39.813	26.525	13.949	29.789	29.550	248.8							
9	1'39.840	26.500	13.968	30.007	29.365	249.4							
10	1'35.260 P	26.612	14.024	29.736	24.888	247.7							
11	1'43.603	29.212	14.251	30.509	29.631	240.5							
12	1'39.269	26.415	13.889	29.612	29.353	244.3							
13	1'38.973	26.296	13.928	29.380	29.369	243.7							
14	1'39.363	26.361	13.973	29.551	29.478	243.7							
15	1'39.590	26.413	14.034	29.578	29.565	243.2							
16	1'48.617	33.809	14.249	30.668	29.891	243.7							
17	1'39.416	26.464	14.047	29.448	29.457	243.7							
18	1'39.215	26.347	13.909	29.532	29.427	244.8							
19	1'39.600	26.375	14.030	29.640	29.555	242.6							
20	1'41.937	26.361	14.016	29.579	31.981	243.7							
3rd	7	Barry BALTUS		REDS Fantic Racing BEL									
		Runs=2	Total laps=21	Full laps=18	Valid laps=16								
1	1'54.848	29.696	14.537	30.574	29.979	244.3							
2	1'40.033	26.811	13.989	29.781	29.452	245.4							
3	1'39.431	26.413	13.920	29.575	29.523	246.5							
4	1'40.403	26.706	13.936	30.120	29.641	248.2							
5	1'39.644	26.518	13.918	29.703	29.505	247.1							
6	1'39.753	26.471	13.910	29.843	29.529	249.4							
7	1'39.959 *	26.672	14.001	29.766	29.520 *	246.5							
8	1'39.902 *	26.485	13.999	29.830	29.588 *	246.5							
9	1'39.726	26.481	14.017	29.617	29.611	245.4							
10	1'40.187	26.528	14.018	29.846	29.795	246.0							
11	1'40.101	26.616	14.090	29.774	29.621	243.2							
12	1'39.852	26.551	14.007	29.736	29.558	245.4							
13	1'40.127	26.628	14.115	29.825	29.559	244.8							
14	1'39.872	26.545	13.994	29.706	29.627	246.0							
15	1'38.969 P	28.177	14.496	30.822	25.474	234.7							
16	1'42.365	29.260	13.977	29.596	29.532	244.3							
17	1'39.102	26.327	13.898	29.456	29.421	244.8							
18	1'39.212	26.268	13.894	29.547	29.503	246.0							
19	1'39.530	26.360	13.946	29.682	29.542	246.0							
20	1'39.596	26.392	13.969	29.692	29.543	246.0							
21	1'44.317	26.936	14.210	32.186	30.985	240.0							
4th	95	Collin VEIJER		Red Bull KTM Ajo NED									
		Runs=3	Total laps=18	Full laps=13	Valid laps=13								
1	2'04.271	31.530	15.046	31.343	30.097	243.2							
2	1'41.414	27.114	14.080	30.127	30.093	248.2							
3	1'39.862	26.611	13.981	29.797	29.473	248.2							
4	1'39.720	26.484	14.014	29.751	29.471	247.1							
5	1'39.733	26.444	13.994	29.711	29.584	247.1							
6	1'42.352 P	26.734	15.096	34.002	26.520	191.4							
7	1'49.788	32.935	16.057	31.005	29.791	208.4							
8	1'39.642	26.575	13.987	29.636	29.444	246.0							
9	1'39.403	26.426	13.923	29.580	29.474	248.2							
10	1'39.660	26.537	13.950	29.625	29.548	248.2							
11	1'40.166	26.618	13.908	29.848	29.792	249.4							
12	1'41.728 P	29.694	14.257	31.072	26.705	245.4							
13	1'45.084	30.358	14.248	30.513	29.965	243.2							

Fastest Lap: Senna AGIUS	AUS	LIQUI MOLY Dynavolt Intact GP	1'38.973	26.296	13.928	29.380	29.369
---------------------------------	-----	-------------------------------	-----------------	--------	--------	--------	--------

These data/results cannot be reproduced, stored and/or transmitted in whole or in part by any manner of electronic, mechanical, photocopying, recording, broadcasting or otherwise now known or herein after developed without the previous express consent by the copyright owner, except for reproduction in daily press and regular printed publications on sale to the public within 60 days of the event related to those data/results and always provided that copyright symbol appears together as follows below.

© MotoGP Sports Entertainment Group, 2026

Official MotoGP Timing by

www.motogp.com

Jerez de la Frontera, Friday, April 24, 2026

Practice

Moto2™

Lap	Lap Time	T1	T2	T3	T4	Speed	Lap	Lap Time	T1	T2	T3	T4	Speed
14	1'39.194	26.427	13.875	29.550	29.342	248.2	8	1'40.544	26.750	14.020	30.099	29.675	246.5
15	1'39.306	26.386	13.875	29.637	29.408	248.8	9	1'40.421	26.692	14.070	30.024	29.635	246.5
16	1'39.263	26.383	13.884	29.590	29.406	249.4	10	1'40.434	26.688	14.073	29.927	29.746	244.3
17	1'42.972	26.602	13.860	29.689	32.821	250.5	11	1'40.312	26.694	14.051	29.876	29.691	246.5
18	1'40.933	26.554	13.919	30.277	30.183	250.0	12	1'40.304	26.664	14.065	29.908	29.667	246.5
5th 96 Daniel HOLGADO CFMOTO Gaviota Aspar SPA Runs=2 Total laps=18 Full laps=15 Valid laps=15							13 1'40.274 26.774 14.037 29.894 29.569 246.5						
1	2'10.043	32.730	15.465	32.374	31.258	230.2	14	1'40.172	26.749	14.027	29.889	29.507	247.1
2	1'42.927	28.189	14.304	30.565	29.869	247.7	15	1'36.684 P	26.779	14.324	30.959	24.622	243.7
3	1'40.289	26.851	13.879	29.903	29.656	247.7	16	1'47.465	32.965	14.026	30.951	29.523	246.5
4	1'40.976	26.951	13.824	30.035	30.166	252.3	17	1'39.544	26.635	13.904	29.683	29.322	247.1
5	1'39.775	26.555	13.957	29.731	29.532	244.3	18	1'41.174	26.415	13.858	29.881	31.020	250.5
6	1'42.532	26.547	13.930	29.913	32.142	246.0	19	1'39.343	26.464	13.937	29.648	29.294	247.1
7	1'40.652	26.746	13.962	29.941	30.003	246.5	20	1'39.797	26.668	13.961	29.761	29.407	246.5
8	1'40.244	26.665	14.036	29.844	29.699	246.5	8th 64 Mario AJI Idemitsu Honda Team INA Runs=2 Total laps=19 Full laps=16 Valid laps=16						
9	1'41.208	26.768	14.090	30.158	30.192	250.0	1	1'51.980	32.425	14.809	31.218	30.732	242.1
10	1'37.280 P	26.783	14.029	30.098	26.370	245.4	2	1'40.569	26.809	13.953	30.094	29.713	250.0
11	1'46.070	31.345	14.014	30.767	29.944	248.2	3	1'39.864	26.712	13.866	29.787	29.499	247.1
12	1'39.708	26.549	13.917	29.732	29.510	244.8	4	1'39.662	26.463	13.896	29.830	29.473	248.2
13	1'39.357	26.382	13.921	29.674	29.380	246.0	5	1'44.858	28.220	14.215	32.133	30.290	246.0
14	1'39.214	26.333	13.820	29.671	29.390	248.8	6	1'41.314	26.929	14.160	30.214	30.011	246.0
15	1'52.248	34.638	15.117	32.492	30.001	234.2	7	1'44.729	26.819	14.063	33.836	30.011	247.1
16	1'43.525	26.769	13.997	30.830	31.929	245.4	8	1'40.671	26.736	14.015	30.102	29.818	248.2
17	1'40.738	26.920	13.985	29.967	29.866	246.0	9	1'40.766	26.842	14.000	30.138	29.786	249.4
18	1'40.634	26.758	14.089	29.918	29.869	244.3	10	1'39.094 P	26.896	14.020	30.128	28.050	247.7
6th 28 Izan GUEVARA BLU CRU Pramac Yama SPA Runs=3 Total laps=15 Full laps=10 Valid laps=10							11	1'51.201	32.334	15.046	33.955	29.866	211.7
1	2'41.668	30.468	14.931	30.813	30.235	245.4	12	1'50.188	29.722	16.753	33.629	30.084	154.7
2	1'40.061	26.779	13.941	29.825	29.516	248.2	13	1'39.384	26.498	13.776	29.690	29.420	250.0
3	1'39.731	26.510	13.921	29.747	29.553	248.8	14	1'39.536	26.469	13.890	29.740	29.437	250.0
4	1'38.027 P	27.677	14.273	30.007	26.070	242.6	15	1'41.833	26.574	13.953	31.617	29.689	246.5
5	1'45.608	31.173	14.276	30.158	30.001	245.4	16	1'40.870	27.045	14.046	30.002	29.777	246.0
6	1'40.245	26.660	13.985	29.899	29.701	247.7	17	1'41.163	26.846	14.158	30.181	29.978	246.5
7	1'40.299	26.680	13.967	29.960	29.692	248.8	18	1'46.205	32.055	14.178	29.987	29.985	245.4
8	1'40.448	26.677	13.962	30.068	29.741	248.8	19	1'40.102	26.696	13.988	29.799	29.619	246.0
9	1'40.495	26.755	13.979	30.024	29.737	248.2	9th 80 David ALONSO CFMOTO Gaviota Aspar COL Runs=2 Total laps=20 Full laps=17 Valid laps=17						
10	1'40.377	26.745	13.934	29.957	29.741	249.4	1	1'51.115	31.790	14.634	30.993	30.702	244.8
11	1'40.196	26.664	14.000	29.889	29.643	248.2	2	1'41.805	27.330	14.096	30.205	30.174	248.8
12	1'36.016 P	26.732	13.963	30.038	25.283	248.2	3	1'39.829	26.546	13.845	29.900	29.538	251.1
13	1'43.870	29.892	14.084	30.110	29.784	247.7	4	1'39.547	26.440	13.818	29.879	29.410	251.1
14	1'40.692	26.680	13.755	30.617	29.640	250.5	5	1'40.994	26.624	14.241	30.330	29.799	225.0
15	1'39.295	26.492	13.807	29.634	29.362	251.7	6	1'39.961	26.487	14.022	29.843	29.609	244.8
PIT 34.284 17.954 31.153 25.564 147.7							7	1'40.064	26.496	14.000	29.812	29.756	246.0
7th 17 Daniel MUÑOZ Italtrans Racing Team SPA Runs=2 Total laps=20 Full laps=17 Valid laps=17							8	1'39.892	26.618	14.049	29.674	29.551	246.0
1	1'50.234	31.327	14.596	30.943	30.836	242.1	9	1'40.018	26.596	14.051	29.704	29.667	246.0
2	1'41.304	27.203	14.033	30.324	29.744	244.8	10	1'40.700	26.620	14.087	29.842	30.151	246.0
3	1'39.986	26.673	13.972	29.913	29.428	246.0	11	1'40.347	26.866	13.982	29.882	29.617	248.2
4	1'39.937	26.590	14.037	29.850	29.460	244.8	12	1'39.893	26.646	13.951	29.752	29.544	249.4
5	1'42.525	28.664	14.090	30.049	29.722	246.5	13	1'35.372 P	26.640	13.943	29.887	24.902	251.1
6	1'39.968	26.621	14.028	29.807	29.512	246.5	14	1'46.177	31.769	14.286	30.198	29.924	243.7
7	1'41.175	26.980	14.197	30.188	29.810	250.0	15	1'39.791	26.485	14.201	29.652	29.453	244.8
Fastest Lap: Senna AGIUS AUS LIQUI MOLY Dynavolt Intact GP 1'38.973 26.296 13.928 29.380 29.369							16	1'39.405	26.385	13.974	29.591	29.455	247.1
							17	1'39.484	26.402	13.976	29.644	29.462	247.1

These data/results cannot be reproduced, stored and/or transmitted in whole or in part by any manner of electronic, mechanical, photocopying, recording, broadcasting or otherwise now known or herein after developed without the previous express consent by the copyright owner, except for reproduction in daily press and regular printed publications on sale to the public within 60 days of the event related to those data/results and always provided that copyright symbol appears together as follows below.

© MotoGP Sports Entertainment Group, 2026

Official MotoGP Timing by  TISSOT

www.motogp.com

Jerez de la Frontera, Friday, April 24, 2026

Page 2 of 6



Practice

Moto2™

Lap	Lap Time	T1	T2	T3	T4	Speed
18	1'40.370	26.462	13.988	30.044	29.876	248.2
19	1'39.949	26.567	14.054	29.705	29.623	246.0
20	1'39.718	26.460	13.956	29.666	29.636	247.7

10th 18 **Manuel GONZALEZ** LIQUI MOLY Dynavolt SPA
Runs=3 Total laps=19 Full laps=14 Valid laps=14

1	2'05.680	32.851	15.292	32.031	30.796	239.4
2	1'41.925	27.568	14.149	30.244	29.964	247.1
3	1'40.690	26.795	13.994	30.096	29.805	248.2
4	1'40.397	26.739	14.018	29.984	29.656	246.5
5	1'40.073	26.586	13.995	29.852	29.640	247.1
6	1'40.252	26.625	14.000	29.876	29.751	246.5
7	1'44.028	28.717	14.193	30.686	30.432	247.1
8	1'38.469 P	26.777	14.046	30.114	27.532	247.1
9	1'47.124	31.346	14.334	31.029	30.415	243.2
10	1'39.889	26.713	13.927	29.718	29.531	246.0
11	1'39.460	26.458	13.863	29.649	29.490	248.2
12	1'39.704	26.485	13.888	29.742	29.589	247.1
13	1'39.662	26.509	13.875	29.706	29.572	248.2
14	1'39.233 P	29.280	14.187	30.481	25.285	245.4
15	1'50.805	32.659	14.412	32.270	31.464	244.8
16	1'40.484	26.497	13.866	29.526	30.595	246.5
17	1'39.406	26.457	13.878	29.627	29.444	248.2
18	1'39.743	26.514	13.909	29.722	29.598	246.5
19	1'39.870	26.564	13.922	29.705	29.679	247.7

11th 11 **Alex ESCRIG** KLINT Racing Team SPA
Runs=3 Total laps=17 Full laps=12 Valid laps=12

1	2'27.098	33.848	15.569	31.555	30.122	236.3
2	1'41.158	27.758	14.063	29.766	29.571	246.0
3	1'43.490	27.062	14.201	32.461	29.766	243.7
4	1'39.867	26.557	13.848	29.855	29.607	247.1
5	1'39.474	26.429	13.931	29.674	29.440	246.0
6	1'44.212	28.010	14.324	30.794	31.084	240.5
7	1'43.194 P	28.128	14.387	32.051	28.628	241.0
8	1'46.124	32.482	14.037	29.968	29.637	246.5
9	1'39.738	26.564	13.975	29.722	29.477	248.2
10	1'40.672	26.796	13.823	29.994	30.059	250.5
11	1'41.643	27.860	14.037	30.087	29.659	246.0
12	1'39.496 P	26.583	14.014	31.346	27.553	247.1
13	1'51.380	34.992	15.552	31.293	29.543	200.7
14	1'39.412	26.421	13.884	29.610	29.497	245.4
15	1'47.141	28.535	14.102	32.546	31.958	242.6
16	1'41.261	27.455	13.871	29.916	30.019	247.7
17	1'39.853	26.570	13.907	29.696	29.680	248.8

12th 4 **Ivan ORTOLA** QJMOTOR - GALFER - SPA
Runs=2 Total laps=18 Full laps=15 Valid laps=15

1	1'51.738	32.173	14.881	30.756	30.719	245.4
2	1'40.166	26.675	13.956	29.944	29.591	246.0
3	1'40.039	26.572	13.871	29.863	29.733	250.0
4	1'39.874	26.482	13.949	29.846	29.597	248.2
5	1'40.590	26.767	14.065	30.008	29.750	246.0
6	1'43.902	30.231	13.997	30.024	29.650	246.0
7	1'40.412	26.819	14.055	29.790	29.748	245.4

Lap	Lap Time	T1	T2	T3	T4	Speed
8	1'40.466	26.682	13.988	29.839	29.957	247.7
9	1'39.110 P	27.799	14.316	31.259	25.736	244.8
10	1'44.109	30.229	14.306	29.847	29.727	242.6
11	1'39.473	26.490	13.903	29.568	29.512	246.0
12	1'40.307	26.763	14.006	29.765	29.773	244.8
13	1'40.090	26.583	14.019	29.674	29.814	244.8
14	1'41.200	26.639	14.137	30.280	30.144	244.8
15	1'41.004	26.923	14.208	29.869	30.004	244.8
16	1'40.612	26.651	14.120	29.917	29.924	245.4
17	1'46.510	30.718	14.274	31.351	30.167	244.3
18	1'40.212	26.639	14.086	29.686	29.801	245.4

13th 3 **Sergio GARCIA** ITALJET Gresini Moto2 SPA
Runs=2 Total laps=18 Full laps=15 Valid laps=15

1	1'55.880	32.902	15.109	31.653	33.476	244.3
2	1'40.684	27.069	14.044	29.959	29.612	248.2
3	1'39.672	26.530	13.869	29.787	29.486	247.7
4	1'40.204	26.584	13.888	29.851	29.881	247.1
5	1'42.084	28.232	14.123	29.946	29.783	246.0
6	1'42.529	27.124	14.022	30.137	31.246	247.7
7	1'40.680	26.837	14.002	30.030	29.811	246.5
8	1'40.819	26.705	13.999	30.315	29.800	249.4
9	1'40.449	26.683	13.992	29.962	29.812	245.4
10	1'36.301 P	26.718	14.032	29.939	25.612	244.8
11	1'49.805	34.279	14.322	31.290	29.914	243.2
12	1'39.713	26.634	13.898	29.687	29.494	245.4
13	1'39.527	26.500	13.873	29.688	29.466	247.7
14	1'41.036	26.518	13.889	30.997	29.632	247.1
15	1'40.272	26.638	13.962	29.865	29.807	246.0
16	1'45.723	28.318	14.364	30.727	32.314	240.5
17	1'40.560	26.715	14.016	29.981	29.848	246.0
18	1'40.527	26.765	14.047	29.838	29.877	245.4

14th 13 **Celestino VIETTI** Beta Tools SpeedRS Tea ITA
Runs=2 Total laps=19 Full laps=16 Valid laps=16

1	2'18.952	35.452	15.689	32.435	31.367	239.4
2	1'43.025	28.082	14.455	30.348	30.140	244.3
3	1'40.325	26.682	14.024	29.904	29.715	245.4
4	1'40.040	26.507	14.015	29.901	29.617	246.5
5	1'39.924	26.514	14.027	29.801	29.582	247.7
6	1'40.128	26.590	14.041	29.852	29.645	247.1
7	1'41.567	26.845	14.373	30.564	29.785	237.8
8	1'40.380	26.617	14.030	30.059	29.674	247.7
9	1'40.141	26.615	14.017	29.848	29.661	247.1
10	1'40.046	26.570	14.012	29.843	29.621	248.2
11	1'39.889	26.501	14.002	29.851	29.535	248.2
12	1'40.337	26.620	14.036	29.957	29.724	247.7
13	1'40.161	26.591	14.008	29.843	29.719	247.7
14	1'40.141	26.605	13.987	29.824	29.725	247.7
15	1'36.512 P	26.579	13.995	29.859	26.079	248.2
16	1'44.393	30.712	14.144	29.919	29.618	246.5
17	1'39.539	26.543	13.898	29.594	29.504	249.4
18	1'45.959	32.107	14.039	29.996	29.817	247.1
19	1'39.535	26.652	13.922	29.548	29.413	247.7

Fastest Lap: Senna AGIUS AUS LIQUI MOLY Dynavolt Intact GP **1'38.973** 26.296 13.928 29.380 29.369

These data/results cannot be reproduced, stored and/or transmitted in whole or in part by any manner of electronic, mechanical, photocopying, recording, broadcasting or otherwise now known or herein after developed without the previous express consent by the copyright owner, except for reproduction in daily press and regular printed publications on sale to the public within 60 days of the event related to those data/results and always provided that copyright symbol appears together as follows below.

© MotoGP Sports Entertainment Group, 2026

Official MotoGP Timing by  TISSOT

www.motogp.com

Jerez de la Frontera, Friday, April 24, 2026

Page 3 of 6

Practice

Moto2™

Lap	Lap Time	T1	T2	T3	T4	Speed
15th	14	Tony ARBOLINO		REDS Fantic Racing		ITA
		Runs=3	Total laps=17	Full laps=12	Valid laps=12	
1	3'04.176	30.787	14.544	30.665	30.339	242.1
2	1'40.393	26.876	14.075	29.775	29.667	244.8
3	1'40.077	26.587	14.019	29.762	29.709	245.4
4	1'42.301	27.533	14.222	30.631	29.915	244.3
5	1'40.451	26.665	14.091	29.954	29.741	245.4
6	1'42.423	27.982	14.158	30.236	30.047	246.0
7	1'41.021	26.711	14.273	30.077	29.960	240.5
8	1'43.005 P	29.725	14.356	31.294	27.630	243.2
9	1'45.938	30.477	14.373	30.656	30.432	244.3
10	1'41.841	27.132	14.161	30.257	30.291	245.4
11	1'38.297 P	26.942	14.237	30.842	26.276	244.8
12	1'42.554	29.000	13.930	30.063	29.561	249.4
13	1'39.596	26.543	13.915	29.694	29.444	247.7
14	1'40.718	26.696	14.002	29.941	30.079	247.1
15	1'40.335	26.649	14.003	29.895	29.788	245.4
16	1'47.871	26.705	14.055	35.702	31.409	246.0
17	1'54.926	26.757	14.062	42.924	31.183	246.0

Lap	Lap Time	T1	T2	T3	T4	Speed
16th	71	Ayumu SASAKI		Momoven Idrofoglia R		JPN
		Runs=2	Total laps=17	Full laps=14	Valid laps=14	
1	2'21.866	35.291	16.114	33.524	31.928	238.9
2	1'45.416	29.741	14.710	30.655	30.310	244.8
3	1'40.385	26.820	13.939	29.886	29.740	247.7
4	1'40.273	26.629	14.008	29.820	29.816	246.0
5	1'39.816	26.484	13.972	29.665	29.695	246.5
6	1'47.778	29.924	14.384	31.069	32.401	239.4
7	1'40.239	26.812	13.973	29.729	29.725	248.2
8	1'40.391	26.706	13.978	29.764	29.943	247.7
9	1'40.291	26.596	13.959	29.890	29.846	247.7
10	1'40.274	26.565	13.971	29.784	29.954	248.2
11	1'42.946 P	29.112	14.589	30.993	28.252	241.0
12	1'43.249	29.327	14.100	30.060	29.762	244.8
13	1'40.673	26.843	14.044	29.968	29.818	247.1
14	1'39.671	26.434	13.866	29.665	29.706	250.5
15	1'45.916	29.332	15.287	31.520	29.777	191.8
16	1'40.363	26.593	13.924	29.837	30.009	247.7
17	1'42.321	27.843	14.242	29.948	30.288	243.7

Lap	Lap Time	T1	T2	T3	T4	Speed
17th	16	Joe ROBERTS		OnlyFans American Rac		USA
		Runs=2	Total laps=18	Full laps=15	Valid laps=15	
1	2'29.422	34.613	16.061	32.532	30.891	236.8
2	1'42.983	28.192	14.472	30.235	30.084	244.3
3	1'40.521	26.976	13.923	29.889	29.733	246.5
4	1'39.812	26.633	13.886	29.742	29.551	247.7
5	1'40.982	26.812	14.038	30.119	30.013	247.7
6	1'40.583	26.660	13.972	30.069	29.882	246.5
7	1'40.541	26.727	13.989	29.956	29.869	245.4
8	1'45.696	28.983	14.107	32.653	29.953	246.0
9	1'40.314	26.751	13.950	29.876	29.737	247.7
10	1'39.255 P	26.953	13.988	30.327	27.987	245.4
11	1'45.470	31.187	14.176	30.073	30.034	242.1
12	1'39.797	26.632	13.962	29.704	29.499	244.8

Lap	Lap Time	T1	T2	T3	T4	Speed
13	1'39.748	26.551	13.901	29.803	29.493	247.1
14	1'45.026	26.768	13.982	34.325	29.951	244.8
15	1'39.764	26.541	13.911	29.687	29.625	247.1
16	1'40.614	27.097	14.011	29.740	29.766	246.0
17	1'40.537	26.809	14.088	29.796	29.844	245.4
18	1'43.480	27.274	15.040	30.802	30.364	215.5

Lap	Lap Time	T1	T2	T3	T4	Speed
18th	44	Aron CANET		ELF Marc VDS Racing T		SPA
		Runs=3	Total laps=17	Full laps=12	Valid laps=12	
1	2'58.244	30.133	14.373	30.590	30.112	243.2
2	1'40.694	26.761	13.996	30.078	29.859	246.5
3	1'40.494	26.580	14.011	29.985	29.918	246.5
4	1'40.272	26.475	14.032	29.976	29.789	246.0
5	1'40.455	26.556	14.006	30.066	29.827	247.1
6	1'50.704	32.946	17.033	30.698	30.027	172.8
7	1'40.419	26.709	14.009	29.981	29.720	247.1
8	1'42.238 P	28.700	14.465	31.158	27.915	243.2
9	1'58.345	35.593	15.791	34.860	32.101	198.8
10	1'39.788	26.542	13.929	29.781	29.536	247.7
11	1'37.289 P	26.522	13.892	29.974	26.901	248.2
12	1'51.867	34.928	15.195	31.148	30.596	230.7
13	1'39.848	26.518	13.939	29.810	29.581	246.5
14	1'43.776	26.515	15.406	30.830	31.025	201.8
15	1'40.235	26.526	13.936	29.975	29.798	247.7
16	1'53.172	31.189	15.657	33.456	32.870	185.8
17	1'45.769	28.609	14.478	31.399	31.283	245.4

Lap	Lap Time	T1	T2	T3	T4	Speed
19th	84	Zonta VD GOORBERGH		Momoven Idrofoglia R		NED
		Runs=3	Total laps=17	Full laps=12	Valid laps=12	
1	2'08.173	32.781	15.419	32.332	31.232	237.3
2	1'44.152	28.723	14.605	30.514	30.310	242.1
3	1'40.808	26.933	13.967	30.030	29.878	248.2
4	1'41.321	26.883	13.990	30.264	30.184	247.7
5	1'40.348	26.707	14.010	29.916	29.715	246.5
6	1'40.475	26.800	14.066	29.867	29.742	245.4
7	1'42.917	26.814	14.297	31.843	29.963	239.4
8	1'40.870	26.796	14.044	30.171	29.859	247.7
9	1'37.047 P	26.881	14.078	30.075	26.013	246.5
10	1'47.287	30.989	14.299	31.835	30.164	242.1
11	1'42.790 P	27.114	14.095	34.215	27.366	243.7
12	1'44.770	30.189	14.071	30.450	30.060	246.5
13	1'39.804	26.534	13.909	29.641	29.720	247.7
14	1'44.922	30.911	14.061	30.042	29.908	246.5
15	1'44.900	27.884	14.821	31.155	31.040	193.5
16	1'44.013	26.654	14.025	33.101	30.233	246.5
17	1'43.119	28.283	14.203	30.397	30.236	242.1

Lap	Lap Time	T1	T2	T3	T4	Speed
20th	12	Filip SALAC		OnlyFans American Rac		CZE
		Runs=2	Total laps=19	Full laps=16	Valid laps=16	
1	2'30.084	34.874	15.609	33.129	30.842	237.3
2	1'43.094	27.621	14.533	30.759	30.181	245.4
3	1'40.560	26.612	14.153	29.949	29.846	246.0
4	1'40.124	26.511	13.956	29.873	29.784	246.5
5	1'44.324	29.630	14.308	30.367	30.019	243.2
6	1'40.363	26.604	14.013	29.951	29.795	244.8

Fastest Lap: Senna AGIUS AUS LIQUI MOLY Dynavolt Intact GP **1'38.973** 26.296 13.928 29.380 29.369

These data/results cannot be reproduced, stored and/or transmitted in whole or in part by any manner of electronic, mechanical, photocopying, recording, broadcasting or otherwise now known or herein after developed without the previous express consent by the copyright owner, except for reproduction in daily press and regular printed publications on sale to the public within 60 days of the event related to those data/results and always provided that copyright symbol appears together as follows below.

© MotoGP Sports Entertainment Group, 2026

Official MotoGP Timing by  TISSOT

www.motogp.com

Jerez de la Frontera, Friday, April 24, 2026

Page 4 of 6

Practice

Moto2™

Lap	Lap Time	T1	T2	T3	T4	Speed
7	1'40.418	26.605	14.089	29.944	29.780	246.0
8	1'40.497	26.579	13.991	29.974	29.953	246.0
9	1'40.961	26.761	14.072	30.162	29.966	244.8
10	1'42.703	28.065	14.124	30.363	30.151	244.8
11	1'40.689	26.700	14.054	30.050	29.885	244.3
12	1'42.043 P	28.812	14.684	31.385	27.162	243.7
13	1'49.363	33.874	14.274	30.746	30.469	241.6
14	1'46.803	26.712	14.042	33.212	32.837	243.2
15	1'39.913	26.507	13.991	29.811	29.604	244.8
16	1'50.973	34.444	14.676	32.056	29.797	241.0
17	1'41.820	26.637	14.123	31.181	29.879	246.0
18	1'44.476	28.370	14.370	30.859	30.877	244.3
19	1'42.012	26.552	13.989	29.820	31.651	247.1

21st 99		Adrian HUERTAS		Italtrans Racing Team		SPA
Runs=2	Total laps=17	Full laps=14	Valid laps=14			
1	1'57.143	32.697	15.501	32.884	31.606	236.3
2	1'43.219	27.739	14.502	30.604	30.374	240.0
3	1'40.825	26.875	14.032	30.048	29.870	246.0
4	1'44.664	27.421	14.391	33.079	29.773	240.5
5	1'40.203	26.578	13.998	29.880	29.747	245.4
6	1'43.448	26.652	13.999	32.943	29.854	247.1
7	1'43.707	26.737	14.070	29.973	32.927	243.7
8	1'45.124	26.964	14.021	30.025	34.114	247.1
9	1'40.815	26.783	13.983	30.158	29.891	249.4
10	1'41.542	26.983	14.130	30.354	30.075	248.8
11	1'44.328	27.187	14.271	33.000	29.870	242.1
12	1'40.476	26.724	14.053	29.899	29.800	246.0
13	1'43.006	29.245	13.986	29.984	29.791	247.7
14	1'40.195 P	28.040	14.186	31.346	26.623	242.6
15	1'47.892	32.453	14.166	31.373	29.900	243.7
16	1'39.965	26.614	13.939	29.733	29.679	247.1
17	1'40.955	26.532	13.987	29.704	30.732	246.5
	PIT	32.175	14.932	36.928	28.053	236.8

22nd 53		Deniz ÖNCÜ		ELF Marc VDS Racing T		TUR
Runs=2	Total laps=20	Full laps=17	Valid laps=17			
1	2'10.656	31.495	15.342	31.031	30.979	238.9
2	1'41.483	27.546	14.062	30.007	29.868	245.4
3	1'40.850	26.782	13.979	30.115	29.974	244.8
4	1'40.379	26.533	13.996	29.974	29.876	246.0
5	1'43.197	29.214	14.147	29.995	29.841	245.4
6	1'40.737	26.781	14.073	29.950	29.933	246.5
7	1'40.298	26.541	13.972	29.878	29.907	248.2
8	1'40.584	26.673	13.962	30.013	29.936	249.4
9	1'40.869	26.726	14.021	30.076	30.046	248.8
10	1'41.306	26.966	14.059	30.210	30.071	251.7
11	1'39.406 P	27.392	14.417	31.538	26.059	240.0
12	1'55.806	29.486	14.653	35.752	35.915	231.7
13	1'39.979	26.584	13.916	29.785	29.694	247.1
14	1'39.981	26.517	13.966	29.768	29.730	246.5
15	1'40.157	26.528	13.939	29.819	29.871	247.1
16	1'47.833	26.964	14.136	33.208	33.525	244.3
17	1'41.055	27.059	13.988	30.070	29.938	246.5
18	1'40.304	26.608	13.999	29.846	29.851	247.7

Lap	Lap Time	T1	T2	T3	T4	Speed
19	1'40.181	26.560	13.989	29.772	29.860	247.7
20	1'40.473	26.636	14.043	29.863	29.931	247.1

23rd 24		Marcos RAMIREZ		QJMOTOR - GALFER - SPA		
Runs=3	Total laps=16	Full laps=11	Valid laps=11			
1	1'55.427	33.009	15.066	31.853	33.250	243.2
2	1'42.125	27.465	14.229	30.339	30.092	250.5
3	1'41.179	26.922	14.054	30.133	30.070	247.1
4	1'41.125	26.820	14.069	30.232	30.004	244.8
5	1'41.013	26.800	14.042	30.182	29.989	245.4
6	1'45.463	29.484	14.694	31.200	30.085	228.3
7	1'41.072	26.813	14.125	30.152	29.982	244.3
8	1'41.107	26.879	14.066	30.203	29.959	245.4
9	1'40.589 P	28.997	14.533	30.950	26.109	236.8
10	1'44.493	30.402	14.086	30.121	29.884	246.5
11	1'40.241	26.635	13.964	29.897	29.745	244.8
12	1'40.320	26.578	14.071	29.960	29.711	245.4
13	1'38.060 P	26.966	14.545	30.767	25.782	236.3
14	1'49.705	34.347	14.842	30.121	30.395	246.5
15	1'39.995	26.547	13.981	29.743	29.724	245.4
16	1'41.604	26.480	13.995	31.099	30.030	244.3

24th 32		Luca LUNETTA		Beta Tools SpeedRS Tea		ITA
Runs=3	Total laps=18	Full laps=13	Valid laps=13			
1	2'20.825	35.811	16.551	35.101	32.875	235.8
2	1'47.092	29.488	15.105	31.697	30.802	243.2
3	1'42.285	27.303	14.360	30.463	30.159	243.2
4	1'42.217	27.158	14.242	30.637	30.180	244.8
5	1'41.727	27.002	14.115	30.366	30.244	247.7
6	1'41.655	27.105	14.176	30.225	30.149	247.1
7	1'38.641 P	27.055	14.122	30.182	27.282	247.1
8	1'46.153	30.990	14.237	30.697	30.229	244.3
9	1'40.423	26.866	13.976	29.933	29.648	246.0
10	1'40.106	26.620	13.946	29.706	29.834	247.1
11	1'40.093	26.641	13.935	29.792	29.725	247.7
12	1'41.925 P	29.586	14.963	31.467	25.909	235.2
13	1'49.465	33.699	15.058	30.594	30.114	228.8
14	1'41.840	27.087	14.140	30.492	30.121	243.7
15	1'40.774	26.789	14.061	29.924	30.000	245.4
16	1'41.379	26.641	14.074	29.920	30.744	246.0
17	1'40.494	26.763	14.018	29.839	29.874	246.5
18	1'53.758	34.951	15.177	33.015	30.615	241.6

25th 9		Jorge NAVARRO		KLINT Racing Team		SPA
Runs=2	Total laps=18	Full laps=15	Valid laps=15			
1	2'13.439	33.146	15.496	31.885	30.755	238.9
2	1'43.134	27.957	14.433	30.680	30.064	243.7
3	1'40.616	26.812	14.095	30.017	29.692	244.3
4	1'40.502	26.628	14.032	30.036	29.806	244.8
5	1'45.402	28.209	14.831	32.378	29.984	232.7
6	1'41.319	26.805	14.067	30.459	29.988	244.8
7	1'41.086	26.925	14.133	30.188	29.840	244.8
8	1'41.305	26.942	14.107	30.338	29.918	245.4
9	1'39.925 P	27.010	14.307	32.298	26.310	236.8
10	1'47.030	30.715	14.233	31.933	30.149	242.6

Fastest Lap: Senna AGIUS AUS LIQUI MOLY Dynavolt Intact GP **1'38.973** 26.296 13.928 29.380 29.369

These data/results cannot be reproduced, stored and/or transmitted in whole or in part by any manner of electronic, mechanical, photocopying, recording, broadcasting or otherwise now known or herein after developed without the previous express consent by the copyright owner, except for reproduction in daily press and regular printed publications on sale to the public within 60 days of the event related to those data/results and always provided that copyright symbol appears together as follows below.

© MotoGP Sports Entertainment Group, 2026

Official MotoGP Timing by  TISSOT

www.motogp.com

Jerez de la Frontera, Friday, April 24, 2026

Page 5 of 6



Practice

Moto2™

Lap	Lap Time	T1	T2	T3	T4	Speed	Lap	Lap Time	T1	T2	T3	T4	Speed
11	1'45.168	26.814	14.296	34.022	30.036	220.4	5	1'41.942	27.068	14.137	30.567	30.170	248.8
12	1'40.356	26.670	13.990	29.990	29.706	246.5	6	1'41.690	27.099	14.165	30.395	30.031	248.2
13	1'46.234	26.739	14.024	31.273	34.198	246.0	7	1'41.652	27.089	14.185	30.348	30.030	247.7
14	1'40.844	26.709	13.975	30.137	30.023	247.7	8	1'41.511	27.121	14.121	30.322	29.947	248.8
15	1'46.501	28.537	15.371	31.513	31.080	195.6	9	1'41.917	27.178	14.122	30.550	30.067	248.2
16	1'42.079	26.898	14.131	30.414	30.636	244.8	10	1'41.941	27.091	14.047	30.518	30.285	250.0
17	1'45.511	27.077	14.128	34.353	29.953	245.4	11	1'39.486 P	27.496	14.213	31.772	26.005	249.4
18	1'45.427	29.232	14.307	30.842	31.046	247.7	12	1'46.973	31.829	14.248	30.721	30.175	245.4

26th **72** **Taiyo FURUSATO** Idemitsu Honda Team JPN
Runs=2 Total laps=19 Full laps=16 Valid laps=16

1	1'52.546	32.230	14.936	31.334	30.709	247.7
2	1'40.946	26.956	14.115	29.971	29.904	248.8
3	1'40.604	26.779	14.038	29.911	29.876	248.8
4	1'40.491	26.681	14.083	29.900	29.827	247.1
5	1'43.104	27.181	14.841	30.974	30.108	245.4
6	1'41.553	27.202	14.129	30.153	30.069	247.1
7	1'41.876	26.871	14.202	30.645	30.158	246.0
8	1'41.836	26.985	14.214	30.659	29.978	245.4
9	1'42.530	27.128	14.205	31.031	30.166	246.5
10	1'39.824 P	27.969	14.399	30.933	26.523	244.8
11	1'45.799	30.589	14.374	30.538	30.298	243.2
12	1'40.570	26.780	14.073	29.831	29.886	246.0
13	1'40.622	26.734	14.082	29.895	29.911	246.0
14	1'42.419	27.344	14.206	30.697	30.172	244.8
15	1'40.853	26.778	14.191	29.883	30.001	243.7
16	1'42.371	27.319	14.173	30.712	30.167	245.4
17	1'40.803	26.746	14.125	29.945	29.987	246.0
18	1'40.889	26.846	14.149	30.011	29.883	245.4
19	1'40.940	26.789	14.119	30.041	29.991	246.0

27th **54** **Alberto FERRANDEZ** BLU CRU Pramac Yama SPA
Runs=3 Total laps=15 Full laps=10 Valid laps=10

1	2'41.911	30.314	15.200	31.071	30.196	242.1
2	1'40.910	26.825	13.870	30.466	29.749	250.5
3	1'40.570	26.809	13.987	29.939	29.835	248.8
4	1'40.801	26.769	14.099	30.116	29.817	247.1
5	1'37.267 P	27.360	14.284	30.598	25.025	242.1
6	1'43.934	29.418	14.198	30.279	30.039	244.8
7	1'40.843	26.885	14.118	29.986	29.854	246.5
8	1'40.808	26.870	14.034	29.983	29.921	247.1
9	1'40.876	26.811	14.061	30.017	29.987	247.1
10	1'40.831	26.862	14.028	30.049	29.892	247.1
11	1'39.180 P	28.180	14.453	31.141	25.406	239.4
12	1'44.032	29.660	14.153	30.158	30.061	243.2
13	1'40.561	26.754	13.999	29.918	29.890	247.7
14	1'40.502	26.751	14.041	29.912	29.798	246.5
15	1'40.781	26.804	14.085	29.938	29.954	246.5

28th **98** **Jose Antonio RUEDA** Red Bull KTM Ajo SPA
Runs=2 Total laps=18 Full laps=15 Valid laps=15

1	2'02.340	32.230	15.099	32.135	30.940	242.1
2	1'43.474	27.876	14.402	30.811	30.385	246.5
3	1'42.602	27.328	14.186	30.818	30.270	247.7
4	1'41.731	27.081	14.048	30.510	30.092	248.8

Fastest Lap: Senna AGIUS AUS LIQUI MOLY Dynavolt Intact GP **1'38.973** 26.296 13.928 29.380 29.369

These data/results cannot be reproduced, stored and/or transmitted in whole or in part by any manner of electronic, mechanical, photocopying, recording, broadcasting or otherwise now known or herein after developed without the previous express consent by the copyright owner, except for reproduction in daily press and regular printed publications on sale to the public within 60 days of the event related to those data/results and always provided that copyright symbol appears together as follows below.

© MotoGP Sports Entertainment Group, 2026

Official MotoGP Timing by  TISSOT

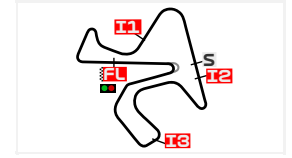
www.motogp.com

Jerez de la Frontera, Friday, April 24, 2026

Page 6 of 6

BEST PARTIAL TIMES

ESTRELLA GALICIA O,O GRAND PRIX OF SPAIN PRACTICE



Circuito de Jerez - Ángel Nieto 4423 m.

IT Ideal Lap Time, sum of the best partial times

BT Best Lap Time

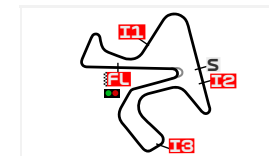
Pos	T1		T2		T3		T4		Pos	Rider	IT	BT	
	Rider	Time	Rider	Time	Rider	Time	Rider	Time					
1	B.BALTUS	26.268	I.GUEVARA	13.755	S.AGIUS	29.380	D.MUÑOZ	29.294	1	S.AGIUS	1'38.914	1'38.973	(1)
2	A.LOPEZ	26.286	M.AJI	13.776	A.LOPEZ	29.454	C.VEIJER	29.342	2	A.LOPEZ	1'39.028	1'39.052	(2)
3	S.AGIUS	26.296	D.ALONSO	13.818	B.BALTUS	29.456	S.AGIUS	29.353	3	B.BALTUS	1'39.039	1'39.102	(3)
4	D.HOLGADO	26.333	D.HOLGADO	13.820	M.GONZALEZ	29.526	I.GUEVARA	29.362	4	C.VEIJER	1'39.135	1'39.194	(4)
5	C.VEIJER	26.383	A.ESCRIG	13.823	C.VIETTI	29.548	D.HOLGADO	29.380	5	D.ALONSO	1'39.204	1'39.405	(9)
6	D.ALONSO	26.385	D.MUÑOZ	13.858	C.VEIJER	29.550	D.ALONSO	29.410	5	D.HOLGADO	1'39.204	1'39.214	(5)
7	D.MUÑOZ	26.415	C.VEIJER	13.860	I.ORTOLA	29.568	C.VIETTI	29.413	7	D.MUÑOZ	1'39.215	1'39.343	(7)
8	A.ESCRIG	26.421	A.LOPEZ	13.861	D.ALONSO	29.591	M.AJI	29.420	8	I.GUEVARA	1'39.243	1'39.295	(6)
9	A.SASAKI	26.434	M.GONZALEZ	13.863	A.ESCRIG	29.610	B.BALTUS	29.421	9	M.GONZALEZ	1'39.290	1'39.406	(10)
10	M.GONZALEZ	26.457	A.SASAKI	13.866	I.GUEVARA	29.634	A.LOPEZ	29.427	10	A.ESCRIG	1'39.294	1'39.412	(11)
11	M.AJI	26.463	S.GARCIA	13.869	Z.VD GOORBER	29.641	A.ESCRIG	29.440	11	M.AJI	1'39.349	1'39.384	(8)
12	A.CANET	26.475	A.FERRANDEZ	13.870	D.MUÑOZ	29.648	T.ARBOLINO	29.444	12	C.VIETTI	1'39.360	1'39.535	(14)
13	M.RAMIREZ	26.480	I.ORTOLA	13.871	A.SASAKI	29.665	M.GONZALEZ	29.444	13	I.ORTOLA	1'39.433	1'39.473	(12)
14	I.ORTOLA	26.482	S.AGIUS	13.885	D.HOLGADO	29.671	S.GARCIA	29.466	14	S.GARCIA	1'39.522	1'39.527	(13)
15	I.GUEVARA	26.492	J.ROBERTS	13.886	S.GARCIA	29.687	J.ROBERTS	29.493	15	T.ARBOLINO	1'39.596	1'39.596	(15)
16	S.GARCIA	26.500	A.CANET	13.892	J.ROBERTS	29.687	I.ORTOLA	29.512	16	J.ROBERTS	1'39.607	1'39.748	(17)
17	C.VIETTI	26.501	B.BALTUS	13.894	M.AJI	29.690	A.CANET	29.536	17	A.SASAKI	1'39.660	1'39.671	(16)
18	F.SALAC	26.507	C.VIETTI	13.898	T.ARBOLINO	29.694	F.SALAC	29.604	18	A.CANET	1'39.684	1'39.788	(18)
19	D.ÖNCÜ	26.517	Z.VD GOORBER	13.909	A.HUERTAS	29.704	L.LUNETTA	29.648	19	Z.VD GOORBERGH	1'39.799	1'39.804	(19)
20	A.HUERTAS	26.532	T.ARBOLINO	13.915	L.LUNETTA	29.706	A.HUERTAS	29.679	20	A.HUERTAS	1'39.854	1'39.965	(21)
21	Z.VD GOORBER	26.534	D.ÖNCÜ	13.916	M.RAMIREZ	29.743	J.NAVARRO	29.692	21	F.SALAC	1'39.878	1'39.913	(20)
22	J.ROBERTS	26.541	L.LUNETTA	13.935	D.ÖNCÜ	29.768	D.ÖNCÜ	29.694	22	D.ÖNCÜ	1'39.895	1'39.979	(22)
23	T.ARBOLINO	26.543	A.HUERTAS	13.939	A.CANET	29.781	A.SASAKI	29.695	23	M.RAMIREZ	1'39.898	1'39.995	(23)
24	L.LUNETTA	26.620	F.SALAC	13.956	F.SALAC	29.811	J.RUEDA	29.700	24	L.LUNETTA	1'39.909	1'40.093	(24)
25	J.NAVARRO	26.628	M.RAMIREZ	13.964	T.FURUSATO	29.831	M.RAMIREZ	29.711	25	A.FERRANDEZ	1'40.282	1'40.502	(27)

These data/results cannot be reproduced, stored and/or transmitted in whole or in part by any manner of electronic, mechanical, photocopying, recording, broadcasting or otherwise now known or herein after developed without the previous express consent by the copyright owner, except for reproduction in daily press and regular printed publications on sale to the public within 60 days of the event related to those data/results and always provided that copyright symbol appears together as follows below.

© MotoGP Sports Entertainment Group, 2026

BEST PARTIAL TIMES

ESTRELLA GALICIA O,O GRAND PRIX OF SPAIN PRACTICE



Circuito de Jerez - Ángel Nieto 4423 m.

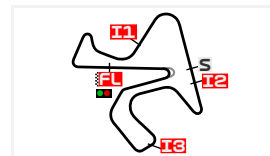
IT Ideal Lap Time, sum of the best partial times

BT Best Lap Time

Pos	T1		T2		T3		T4		Pos	Rider	IT	BT	
	Rider	Time	Rider	Time	Rider	Time	Rider	Time					
26	T.FURUSATO	26.681	J.NAVARRO	13.975	A.FERRANDEZ	29.912	Z.VD GOORBER	29.715	26	J.NAVARRO	1'40.285	1'40.356	(25)
27	A.FERRANDEZ	26.751	J.RUEDA	13.976	J.NAVARRO	29.990	A.FERRANDEZ	29.749	27	T.FURUSATO	1'40.377	1'40.491	(26)
28	J.RUEDA	26.902	T.FURUSATO	14.038	J.RUEDA	30.174	T.FURUSATO	29.827	28	J.RUEDA	1'40.752	1'40.752	(28)

These data/results cannot be reproduced, stored and/or transmitted in whole or in part by any manner of electronic, mechanical, photocopying, recording, broadcasting or otherwise now known or herein after developed without the previous express consent by the copyright owner, except for reproduction in daily press and regular printed publications on sale to the public within 60 days of the event related to those data/results and always provided that copyright symbol appears together as follows below.

© MotoGP Sports Entertainment Group, 2026



Circuito de Jerez - Ángel Nieto 4423 m.

FASTEST LAPS SEQUENCE

ESTRELLA GALICIA O,O GRAND PRIX OF SPAIN PRACTICE

Practice Time	#	Rider	Nation	Motorcycle	Time	Km/h	Rider's Lap
3'29.665	21	Alonso LOPEZ	SPA	KALEX	1'40.270	158.7	2
3'31.904	4	Ivan ORTOLA	SPA	KALEX	1'40.166	158.9	2
3'34.881	7	Barry BALTUS	BEL	KALEX	1'40.033	159.1	2
5'09.301	21	Alonso LOPEZ	SPA	KALEX	1'39.636	159.8	3
5'14.312	7	Barry BALTUS	BEL	KALEX	1'39.431	160.1	3
19'08.245	95	Collin VEIJER	NED	KALEX	1'39.403	160.1	9
27'57.741	81	Senna AGIUS	AUS	KALEX	1'39.269	160.4	12
29'36.714	81	Senna AGIUS	AUS	KALEX	1'38.973	160.8	13

These data/results cannot be reproduced, stored and/or transmitted in whole or in part by any manner of electronic, mechanical, photocopying, recording, broadcasting or otherwise now known or herein after developed without the previous express consent by the copyright owner, except for reproduction in daily press and regular printed publications on sale to the public within 60 days of the event related to those data/results and always provided that copyright symbol appears together as follows below.

© MotoGP Sports Entertainment Group, 2026

Official MotoGP Timing by

www.motogp.com

Jerez de la Frontera, Friday, April 24, 2026