

Circuito de Jerez - Ángel Nieto 4423 m.

CLASSIFICATION

ESTRELLA GALICIA O,O GRAND PRIX OF SPAIN

FREE PRACTICE NR. 2

#	Rider	Nation	Team	Motorcycle	Time	Lap Total	Gap	T. Speed
1	14 Tony ARBOLINO	ITA	REDS Fantic Racing	KALEX	1'53.516	8 15		243.2
2	64 Mario AJI	INA	Idemitsu Honda Team Asia	KALEX	1'54.090	9 12	0.574 0.574	240.5
3	7 Barry BALTUS	BEL	REDS Fantic Racing	KALEX	1'54.149	10 12	0.633 0.059	239.4
4	21 Alonso LOPEZ	SPA	ITALJET Gresini Moto2	KALEX	1'54.274	7 10	0.758 0.125	239.4
5	81 Senna AGIUS	AUS	LIQUI MOLY Dynavolt Intact GP	KALEX	1'54.454	10 11	0.938 0.180	240.5
6	11 Alex ESCRIG	SPA	KLINT Racing Team	FORWARD	1'54.681	10 10	1.165 0.227	240.0
7	17 Daniel MUÑOZ	SPA	Italtrans Racing Team	KALEX	1'54.857	8 15	1.341 0.176	240.5
8	96 Daniel HORGADO	SPA	CFMOTO Gaviota Aspar Team	KALEX	1'55.005	4 11	1.489 0.148	241.0
9	9 Jorge NAVARRO	SPA	KLINT Racing Team	FORWARD	1'55.184	12 15	1.668 0.179	240.0
10	95 Collin VEIJER	NED	Red Bull KTM Ajo	KALEX	1'55.536	15 15	2.020 0.352	242.1
11	44 Aron CANET	SPA	ELF Marc VDS Racing Team	BOSCOSCURO	1'55.821	11 12	2.305 0.285	242.1
12	72 Taiyo FURUSATO	JPN	Idemitsu Honda Team Asia	KALEX	1'56.176	7 15	2.660 0.355	241.6
13	53 Deniz ÖNCÜ	TUR	ELF Marc VDS Racing Team	BOSCOSCURO	1'56.249	12 15	2.733 0.073	242.6
14	54 Alberto FERRANDEZ	SPA	BLU CRU Pramac Yamaha Moto2	BOSCOSCURO	1'56.441	7 9	2.925 0.192	244.8
15	99 Adrian HUERTAS	SPA	Italtrans Racing Team	KALEX	1'56.449	6 14	2.933 0.008	240.0
16	16 Joe ROBERTS	USA	OnlyFans American Racing Team	KALEX	1'56.701	12 12	3.185 0.252	241.0
17	3 Sergio GARCIA	SPA	ITALJET Gresini Moto2	KALEX	1'57.082	6 6	3.566 0.381	240.0
18	13 Celestino VIETTI	ITA	Beta Tools SpeedRS Team	BOSCOSCURO	1'57.174	9 12	3.658 0.092	241.6
19	28 Izan GUEVARA	SPA	BLU CRU Pramac Yamaha Moto2	BOSCOSCURO	1'57.421	3 3	3.905 0.247	243.2
20	12 Filip SALAC	CZE	OnlyFans American Racing Team	KALEX	1'57.619	7 13	4.103 0.198	242.6
21	98 Jose Antonio RUEDA	SPA	Red Bull KTM Ajo	KALEX	1'57.790	13 15	4.274 0.171	241.6
22	18 Manuel GONZALEZ	SPA	LIQUI MOLY Dynavolt Intact GP	KALEX	1'57.828	6 13	4.312 0.038	241.6
23	84 Zonta VD GOORBERGH	NED	Momoven Idrofoglia RW Racing Team	KALEX	1'58.249	8 11	4.733 0.421	240.0
24	80 David ALONSO	COL	CFMOTO Gaviota Aspar Team	KALEX	1'58.527	12 12	5.011 0.278	240.5
25	4 Ivan ORTOLA	SPA	QJMOTOR - GALFER - MSI	KALEX	1'58.752	6 9	5.236 0.225	240.0
26	71 Ayumu SASAKI	JPN	Momoven Idrofoglia RW Racing Team	KALEX	1'59.022	12 12	5.506 0.270	242.1
27	32 Luca LUNETTA	ITA	Beta Tools SpeedRS Team	BOSCOSCURO	1'59.540	12 12	6.024 0.518	242.6
28	24 Marcos RAMIREZ	SPA	QJMOTOR - GALFER - MSI	KALEX	2'01.168	9 9	7.652 1.628	238.4

Practice condition: **Wet**

Air: 16°

Humidity: 92%

Ground: 17°

Fastest Lap:	Lap: 8	Tony ARBOLINO	1'53.516	140.2 Km/h
Best Race Lap:	2025	Manuel GONZALEZ	1'40.351	158.6 Km/h
All-Time Lap Record:	2026	Senna AGIUS	1'38.973	160.8 Km/h

The results are provisional until the end of the limit for protest and appeals.

Time limit for protest expires 60' after publication of the results - Time: **10:10**

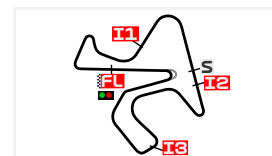
These data/results cannot be reproduced, stored and/or transmitted in whole or in part by any manner of electronic, mechanical, photocopying, recording, broadcasting or otherwise now known or herein after developed without the previous express consent by the copyright owner, except for reproduction in daily press and regular printed publications on sale to the public within 60 days of the event related to those data/results and always provided that copyright symbol appears together as follows below.

© MotoGP Sports Entertainment Group, 2026

Official MotoGP Timing by

www.motogp.com

Jerez de la Frontera, Saturday, April 25, 2026



Circuito de Jerez - Ángel Nieto 4423 m.

COMBINED PRACTICE TIMES

ESTRELLA GALICIA 0,0 GRAND PRIX OF SPAIN

FREE PRACTICE NR. 2

#	Rider	Nation	Team	Motorcycle	FP1	FP2	Gap
1	7	BEL	REDS Fantic Racing	KALEX	1'39.525	13	1'54.149 10
2	13	ITA	Beta Tools SpeedRS Team	BOSCOSCURO	1'39.555	17	1'57.174 9 0.030 0.030
3	81	AUS	LIQUI MOLY Dynavolt Intact GP	KALEX	1'39.611	12	1'54.454 10 0.086 0.056
4	96	SPA	CFMOTO Gaviota Aspar Team	KALEX	1'39.618	18	1'55.005 4 0.093 0.007
5	95	NED	Red Bull KTM Ajo	KALEX	1'39.643	17	1'55.536 15 0.118 0.025
6	21	SPA	ITALJET Gresini Moto2	KALEX	1'39.655	13	1'54.274 7 0.130 0.012
7	4	SPA	QJMOTOR - GALFER - MSI	KALEX	1'39.657	15	1'58.752 6 0.132 0.002
8	18	SPA	LIQUI MOLY Dynavolt Intact GP	KALEX	1'39.724	17	1'57.828 6 0.199 0.067
9	17	SPA	Italtrans Racing Team	KALEX	1'39.910	13	1'54.857 8 0.385 0.186
10	80	COL	CFMOTO Gaviota Aspar Team	KALEX	1'39.917	10	1'58.527 12 0.392 0.007
11	53	TUR	ELF Marc VDS Racing Team	BOSCOSCURO	1'39.941	13	1'56.249 12 0.416 0.024
12	3	SPA	ITALJET Gresini Moto2	KALEX	1'40.077	17	1'57.082 6 0.552 0.136
13	14	ITA	REDS Fantic Racing	KALEX	1'40.091	12	1'53.516 8 0.566 0.014
14	44	SPA	ELF Marc VDS Racing Team	BOSCOSCURO	1'40.132	13	1'55.821 11 0.607 0.041
15	11	SPA	KLINT Racing Team	FORWARD	1'40.200	13	1'54.681 10 0.675 0.068
16	64	INA	Idemitsu Honda Team Asia	KALEX	1'40.235	13	1'54.090 9 0.710 0.035
17	99	SPA	Italtrans Racing Team	KALEX	1'40.263	13	1'56.449 6 0.738 0.028
18	71	JPN	Momoven Idrofoglia RW Racing Team	KALEX	1'40.270	12	1'59.022 12 0.745 0.007
19	28	SPA	BLU CRU Pramac Yamaha Moto2	BOSCOSCURO	1'40.284	11	1'57.421 3 0.759 0.014
20	16	USA	OnlyFans American Racing Team	KALEX	1'40.307	13	1'56.701 12 0.782 0.023
21	84	NED	Momoven Idrofoglia RW Racing Team	KALEX	1'40.384	15	1'58.249 8 0.859 0.077
22	12	CZE	OnlyFans American Racing Team	KALEX	1'40.519	15	1'57.619 7 0.994 0.135
23	24	SPA	QJMOTOR - GALFER - MSI	KALEX	1'40.532	16	2'01.168 9 1.007 0.013
24	32	ITA	Beta Tools SpeedRS Team	BOSCOSCURO	1'40.831	17	1'59.540 12 1.306 0.299
25	54	SPA	BLU CRU Pramac Yamaha Moto2	BOSCOSCURO	1'41.038	16	1'56.441 7 1.513 0.207
26	9	SPA	KLINT Racing Team	FORWARD	1'41.052	11	1'55.184 12 1.527 0.014
27	72	JPN	Idemitsu Honda Team Asia	KALEX	1'41.264	16	1'56.176 7 1.739 0.212
28	98	SPA	Red Bull KTM Ajo	KALEX	1'41.905	15	1'57.790 13 2.380 0.641

Pole Position Record:	2025	Manuel GONZALEZ	1'39.858	159.4 Km/h
Best Race Lap:	2025	Manuel GONZALEZ	1'40.351	158.6 Km/h
All Time Lap Record:	2026	Senna AGIUS	1'38.973	160.8 Km/h

The results are provisional until the end of the limit for protest and appeals.

Time limit for protest expires 60' after publication of the results - **Miguel A. RODRIGUEZ** Time: **10:10**

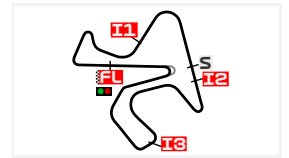
These data/results cannot be reproduced, stored and/or transmitted in whole or in part by any manner of electronic, mechanical, photocopying, recording, broadcasting or otherwise now known or herein after developed without the previous express consent by the copyright owner, except for reproduction in daily press and regular printed publications on sale to the public within 60 days of the event related to those data/results and always provided that copyright symbol appears together as follows below.

© MotoGP Sports Entertainment Group, 2026

Official MotoGP Timing by

www.motogp.com

Jerez de la Frontera, Saturday, April 25, 2026



Circuito de Jerez - Ángel Nieto 4423 m.

TOP SPEED & AVERAGE

ESTRELLA GALICIA 0,0 GRAND PRIX OF SPAIN FREE PRACTICE NR. 2

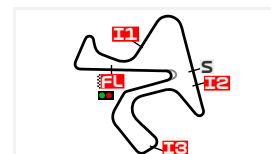
#	Rider	Nation	Motorcycle	Top 5 speeds					Average	Top
54	Alberto FERRANDEZ	SPA	BOSCOSCURO	244.8	244.8	242.6	242.1	241.6	243.2	244.8
14	Tony ARBOLINO	ITA	KALEX	243.2	243.2	242.1	242.1	241.6	242.4	243.2
28	Izan GUEVARA	SPA	BOSCOSCURO	243.2	242.6	236.8			240.9	243.2
12	Filip SALAC	CZE	KALEX	242.6	241.0	241.0	240.5	240.0	241.0	242.6
32	Luca LUNETTA	ITA	BOSCOSCURO	242.6	242.1	242.1	241.6	241.6	241.9	242.6
53	Deniz ÖNCÜ	TUR	BOSCOSCURO	242.6	242.6	241.6	241.6	241.6	241.9	242.6
44	Aron CANET	SPA	BOSCOSCURO	242.1	241.6	241.6	241.6	241.6	241.7	242.1
71	Ayumu SASAKI	JPN	KALEX	242.1	241.6	241.0	240.5	240.5	241.0	242.1
95	Collin VEIJER	NED	KALEX	242.1	241.6	241.0	240.5	240.0	240.9	242.1
13	Celestino VIETTI	ITA	BOSCOSCURO	241.6	240.5	240.5	240.5	240.5	240.7	241.6
18	Manuel GONZALEZ	SPA	KALEX	241.6	241.0	240.5	240.5	240.0	240.5	241.6
72	Taiyo FURUSATO	JPN	KALEX	241.6	241.6	241.0	241.0	240.5	241.1	241.6
98	Jose Antonio RUEDA	SPA	KALEX	241.6	241.6	241.0	241.0	241.0	241.2	241.6
16	Joe ROBERTS	USA	KALEX	241.0	240.5	240.0	240.0	239.4	240.2	241.0
96	Daniel HOLGADO	SPA	KALEX	241.0	240.5	240.0	240.0	240.0	240.3	241.0
17	Daniel MUÑOZ	SPA	KALEX	240.5	240.5	240.0	238.9	238.9	239.8	240.5
64	Mario AJI	INA	KALEX	240.5	240.5	240.0	238.4	238.4	239.1	240.5
80	David ALONSO	COL	KALEX	240.5	240.0	239.4	238.9	237.8	238.9	240.5
81	Senna AGIUS	AUS	KALEX	240.5	237.8	237.8	237.3	237.3	238.0	240.5
3	Sergio GARCIA	SPA	KALEX	240.0	238.9	238.4	237.8	237.8	238.6	240.0
4	Ivan ORTOLA	SPA	KALEX	240.0	235.8	235.8	234.2	233.7	235.3	240.0
9	Jorge NAVARRO	SPA	FORWARD	240.0	240.0	238.9	238.9	238.9	239.3	240.0
11	Alex ESCRIG	SPA	FORWARD	240.0	239.4	238.9	238.9	237.8	239.0	240.0
84	Zonta VD GOORBERGH	NED	KALEX	240.0	239.4	239.4	238.9	238.4	239.0	240.0
99	Adrian HUERTAS	SPA	KALEX	240.0	240.0	239.4	239.4	239.4	239.6	240.0
7	Barry BALTUS	BEL	KALEX	239.4	238.9	238.4	238.4	237.8	238.6	239.4
21	Alonso LOPEZ	SPA	KALEX	239.4	238.9	238.4	237.8	237.3	238.4	239.4
24	Marcos RAMIREZ	SPA	KALEX	238.4	237.3	236.8	236.3	235.8	236.9	238.4

These data/results cannot be reproduced, stored and/or transmitted in whole or in part by any manner of electronic, mechanical, photocopying, recording, broadcasting or otherwise now known or herein after developed without the previous express consent by the copyright owner, except for reproduction in daily press and regular printed publications on sale to the public within 60 days of the event related to those data/results and always provided that copyright symbol appears together as follows below.

© MotoGP Sports Entertainment Group, 2026

Official MotoGP Timing by www.motogp.com

Jerez de la Frontera, Saturday, April 25, 2026



Circuito de Jerez - Ángel Nieto 4423 m.

CHRONOLOGICAL ANALYSIS OF PERFORMANCES

ESTRELLA GALICIA 0,0 GRAND PRIX OF SPAIN

FREE PRACTICE NR. 2

* Lap / Sector time cancelled
P Crossing the finish line in pit lane

T1 Time from finish line to 1st intermediate
T2 Time from 1st intermed. to 2nd intermed.

T3 Time from 2nd intermed. to 3rd intermed.
T4 Time from 3rd intermediate to finish line

Lap	Lap Time	T1	T2	T3	T4	Speed	Lap	Lap Time	T1	T2	T3	T4	Speed
1st	14	Tony ARBOLINO		REDS Fantic Racing		ITA	8	1'54.996	30.714	15.605	34.650	34.027	239.4
		Runs=1	Total laps=15	Full laps=14	Valid laps=13		9	1'55.314 *	31.164 *	15.606	34.604	33.940	237.3
1	3'50.685	35.052	16.494	37.720	36.532	236.3	10	1'54.149	30.477	15.600	34.486	33.586	237.8
2	1'59.341	32.261	15.931	35.805	35.344	239.4	11	1'59.719 P	33.234	16.154	37.009	33.322	228.8
3	1'57.459	31.891	15.739	35.274	34.555	239.4	12	2'02.876	35.412	16.282	36.096	35.086	233.7
4	1'56.960	31.018	15.584	35.214	35.144	238.4	4th 21 Alonso LOPEZ						
5	1'54.771	30.813	15.530	34.282	34.146	241.6		Runs=2	Total laps=10	Full laps=7	Valid laps=7		
6	1'54.924	30.669	15.453	34.726	34.076	243.2	1	6'38.377	36.858	16.758	37.211	36.247	229.7
7	1'55.022	30.416	15.454	35.320	33.832	243.2	2	1'58.080	31.790	15.992	35.681	34.617	235.8
8	1'53.516	30.395	15.517	34.149	33.455	240.0	3	1'55.351	31.151	15.745	34.800	33.655	235.2
9	1'56.157	30.496	15.416	36.159	34.086	241.0	4	2'06.546 P	44.590	16.371	36.364	29.221	232.2
10	1'55.705 *	31.258	15.640	34.868 *	33.939	234.2	5	2'04.108	36.109	16.338	36.439	35.222	232.2
11	1'53.885	30.605	15.442	34.268	33.570	242.1	6	1'55.961	31.100	15.687	35.119	34.055	237.3
12	1'54.891	30.739	15.582	34.700	33.870	242.1	7	1'54.274	30.621	15.597	34.436	33.620	239.4
13	1'56.510	31.298	15.790	35.113	34.309	240.5	8	1'56.416	31.195	15.704	35.367	34.150	238.9
14	1'55.322	30.880	15.634	34.614	34.194	240.0	9	1'57.088	30.604	15.535	34.792	36.157	237.8
15	1'56.136	30.831	15.611	34.910	34.784	241.0	10	1'55.357	30.895	15.590	34.791	34.081	238.4
2nd	64	Mario AJI		Idemitsu Honda Team		INA	5th 81 Senna AGIUS						
		Runs=1	Total laps=12	Full laps=11	Valid laps=11			Runs=3	Total laps=11	Full laps=7	Valid laps=7		
1	4'47.509	37.543	16.873	37.632	36.000	229.2	1	3'07.821	34.942	16.636	36.801	36.099	232.7
2	2'00.378	32.731	16.118	36.406	35.123	234.2	2	1'58.210	32.010	16.029	35.468	34.703	236.3
3	1'57.676	31.703	15.691	35.537	34.745	237.8	3	1'56.711	31.338	15.916	35.338	34.119	240.5
4	1'55.871	31.267	15.666	35.168	33.770	238.4	4	1'56.013	31.003	15.812	34.605	34.593	235.8
5	1'56.041	31.791	15.580	34.558	34.112	238.4	5	1'58.433 P	32.639	16.012	40.053	29.729	235.2
6	1'54.399	30.538	15.526	34.371	33.964	240.0	6	2'00.830	34.691	16.095	35.458	34.586	237.3
7	1'56.289	31.037	15.707	35.241	34.304	235.8	7	1'55.839	31.311	15.741	34.669	34.118	237.3
8	1'55.282	30.820	15.640	34.611	34.211	238.4	8	1'55.054	30.809	15.645	34.591	34.009	237.8
9	1'54.090	30.514	15.576	34.408	33.592	240.5	9	1'54.936	30.682	15.590	34.629	34.035	237.8
10	1'56.888	31.741	15.826	35.138	34.183	238.4	10	1'54.454	30.633	15.634	34.346	33.841	236.8
11	2'01.986	32.298	16.689	38.329	34.670	224.0	11	1'57.230 P	30.670	15.615	40.160	30.785	237.3
12	1'54.761	30.841	15.655	34.515	33.750	238.4	PIT						
	PIT	30.725	15.596	34.648	29.984	240.5			40.365	38.269	45.632	46.351	77.3
3rd	7	Barry BALTUS		REDS Fantic Racing		BEL	6th 11 Alex ESCRIG						
		Runs=2	Total laps=12	Full laps=9	Valid laps=8			Runs=2	Total laps=10	Full laps=7	Valid laps=6		
1	2'57.599	35.213	16.462	36.958	36.027	232.7	1	3'30.605	41.984	18.028	39.357	38.617	203.3
2	1'58.197	31.756	15.879	35.619	34.943	235.8	2	2'00.742	32.666	16.020	36.542	35.514	237.3
3	1'56.103	30.970	15.714	35.021	34.398	237.3	3	2'00.520 P	34.426	16.314	37.835	31.945	233.7
4	1'55.478	31.025	15.603	34.697	34.153	238.9	4	2'07.072	38.261	16.251	37.308	35.252	236.8
5	1'54.953	30.771	15.612	34.618	33.952	238.4	5	1'58.841	32.153	15.873	35.734	35.081	237.8
6	1'54.504	30.710	15.555	34.486	33.753	238.4	6	1'58.723 *	32.354 *	15.880	35.817	34.672	237.3
7	1'55.548	30.592	15.641	34.555	34.760	236.8	7	1'56.340	31.345	15.605	35.203	34.187	238.9

Fastest Lap: Tony ARBOLINO	ITA	REDS Fantic Racing	1'53.516	30.395	15.517	34.149	33.455
-----------------------------------	-----	--------------------	-----------------	--------	--------	--------	--------

These data/results cannot be reproduced, stored and/or transmitted in whole or in part by any manner of electronic, mechanical, photocopying, recording, broadcasting or otherwise now known or herein after developed without the previous express consent by the copyright owner, except for reproduction in daily press and regular printed publications on sale to the public within 60 days of the event related to those data/results and always provided that copyright symbol appears together as follows below.

© MotoGP Sports Entertainment Group, 2026

Official MotoGP Timing by

www.motogp.com

Jerez de la Frontera, Saturday, April 25, 2026

Free Practice Nr. 2

Moto2™

Lap	Lap Time	T1	T2	T3	T4	Speed
8	1'55.304	31.045	15.558	34.804	33.897	238.9
9	1'54.747	30.842	15.469	34.621	33.815	240.0
10	1'54.681	30.840	15.525	34.531	33.785	239.4
	PIT	32.399	18.476	41.928	35.987	183.9

7th		17		Daniel MUÑOZ		Italtrans Racing Team		SPA	
		Runs=1		Total laps=15		Full laps=14		Valid laps=13	
1	2'59.711	35.364	16.565	37.950	36.728	234.2			
2	2'01.611	32.968	16.360	36.631	35.652	234.7			
3	2'02.567	34.968	16.166	36.426	35.007	235.8			
4	1'57.477	31.405	16.002	35.505	34.565	235.8			
5	1'57.489	31.583	15.897	35.412	34.597	236.8			
6	1'55.825	31.310	15.755	34.820	33.940	240.0			
7	1'55.544	31.013	15.680	34.843	34.008	238.4			
8	1'54.857	30.734	15.640	34.445	34.038	238.9			
9	1'59.397	32.207	16.339	36.555	34.296	237.3			
10	1'55.762 *	30.962	15.695	35.093 *	34.012	238.9			
11	1'55.300	30.782	15.689	34.737	34.092	237.8			
12	1'55.419	31.084	15.585	34.602	34.148	240.5			
13	1'55.056	30.887	15.629	34.485	34.055	240.5			
14	2'08.029	36.754	17.228	38.538	35.509	226.8			
15	1'56.457	31.224	15.893	34.819	34.521	236.8			

8th		96		Daniel HOLGADO		CFMOTO Gaviota Aspar		SPA	
		Runs=2		Total laps=11		Full laps=8		Valid laps=8	
1	3'39.223	37.800	17.123	38.185	37.628	230.2			
2	2'01.042	32.415	16.119	36.813	35.695	240.0			
3	1'56.935	31.233	15.790	35.001	34.911	237.3			
4	1'55.005	30.645	15.492	34.721	34.147	241.0			
5	1'56.222	30.956	15.685	34.902	34.679	240.0			
6	1'56.418	31.793	15.571	34.964	34.090	240.0			
7	1'56.777	31.038	15.601	35.520	34.618	238.4			
8	1'58.148 P	32.865	16.816	36.654	31.813	225.0			
9	2'07.193	37.359	16.615	37.056	36.163	234.2			
10	2'00.245	32.262	16.168	36.148	35.667	230.2			
11	2'00.438	31.503	15.876	37.708	35.351	240.5			

9th		9		Jorge NAVARRO		KLINT Racing Team		SPA	
		Runs=1		Total laps=15		Full laps=14		Valid laps=13	
1	3'03.425	36.713	17.126	38.085	37.417	220.4			
2	2'01.776	32.771	16.353	36.859	35.793	236.3			
3	1'59.464	32.104	15.930	36.160	35.270	240.0			
4	1'58.091	31.746	15.914	35.755	34.676	238.9			
5	1'57.953	31.576	15.928	35.749	34.700	238.9			
6	1'55.682	31.120	15.729	34.883	33.950	238.9			
7	2'05.599	30.914	15.715	39.896	39.074	240.0			
8	1'55.997	31.070	15.830	35.007	34.090	237.3			
9	1'55.538	30.865	15.819	34.743	34.111	238.4			
10	1'56.598 *	30.735	15.842	35.742 *	34.279	236.3			
11	1'55.322	30.838	15.870	34.676	33.938	237.3			
12	1'55.184	30.603	15.789	34.789	34.003	238.4			
13	1'57.421	30.904	15.853	36.278	34.386	237.8			
14	1'57.085	31.368	15.929	35.182	34.606	238.4			
15	1'57.108	31.292	15.922	35.263	34.631	237.8			

Lap	Lap Time	T1	T2	T3	T4	Speed
10th	95	Collin VEIJER		Red Bull KTM Ajo		NED
		Runs=1		Total laps=15		Full laps=14 Valid laps=14
1	3'38.573	40.633	16.638	37.778	37.385	235.2
2	2'02.267	32.757	16.380	37.115	36.015	239.4
3	1'58.529	32.014	15.911	35.633	34.971	242.1
4	1'57.680	31.410	15.933	35.478	34.859	239.4
5	1'57.394	31.421	15.883	35.499	34.591	239.4
6	1'57.078	31.259	15.922	35.384	34.513	238.9
7	2'01.029	31.863	18.159	35.956	35.051	211.3
8	1'58.427	31.902	16.007	36.093	34.425	241.6
9	1'56.233	31.000	15.845	35.070	34.318	238.9
10	1'58.404	31.108	15.882	36.585	34.829	237.3
11	1'58.113	31.257	15.964	35.690	35.202	240.5
12	1'59.396	32.886	15.883	35.676	34.951	240.0
13	1'56.561	31.060	16.071	34.886	34.544	238.9
14	1'56.223	31.038	15.820	35.017	34.348	241.0
15	1'55.536	30.627	15.826	34.817	34.266	240.0

11th		44		Aron CANET		ELF Marc VDS Racing T		SPA	
		Runs=2		Total laps=12		Full laps=9		Valid laps=9	
1	3'47.678	38.272	17.244	39.215	37.000	218.6			
2	2'02.229	32.708	16.270	36.964	36.287	238.9			
3	2'00.566	32.630	16.049	36.698	35.189	241.6			
4	1'58.917	32.016	16.088	36.133	34.680	241.6			
5	1'57.588	31.583	15.791	35.761	34.453	241.6			
6	1'57.345	31.854	15.814	35.294	34.383	241.6			
7	1'56.724	31.245	15.806	35.345	34.328	238.9			
8	2'03.030 P	37.012	16.246	37.064	32.708	233.7			
9	2'05.996	38.192	16.349	36.459	34.996	239.4			
10	1'57.907	31.878	15.897	35.848	34.284	242.1			
11	1'55.821	31.315	15.690	34.900	33.916	241.0			
12	2'01.696	33.066	16.080	36.419	36.131	237.3			

12th		72		Taiyo FURUSATO		Idemitsu Honda Team		JPN	
		Runs=1		Total laps=15		Full laps=14		Valid laps=14	
1	3'48.800	36.324	17.192	38.890	37.389	231.7			
2	2'01.060	32.672	16.027	36.419	35.942	240.0			
3	2'00.286	32.448	15.999	36.270	35.569	240.5			
4	1'58.053	31.899	15.904	35.764	34.486	239.4			
5	1'58.522	31.855	15.831	35.843	34.993	241.6			
6	1'56.927	31.130	16.025	35.216	34.556	237.3			
7	1'56.176	31.056	16.008	34.847	34.265	239.4			
8	1'56.743	31.065	15.972	35.061	34.645	241.0			
9	1'58.229	31.648	16.584	35.565	34.432	237.3			
10	1'57.412	31.822	16.098	35.031	34.461	237.3			
11	1'56.568	31.055	16.055	35.067	34.391	238.9			
12	1'57.030	31.195	15.964	35.151	34.720	239.4			
13	1'56.579	31.127	15.930	35.194	34.328	241.0			
14	1'57.775	31.459	16.277	35.390	34.649	240.0			
15	1'57.629	31.074	15.970	35.451	35.134	241.6			

13th		53		Deniz ÖNCÜ		ELF Marc VDS Racing T		TUR	
		Runs=1		Total laps=15		Full laps=14		Valid laps=14	
1	3'44.431	37.511	16.642	39.159	36.144	232.2			
2	2'00.639	32.644	15.844	36.701	35.450	240.5			

Fastest Lap: Tony ARBOLINO ITA REDS Fantic Racing **1'53.516** 30.395 15.517 34.149 33.455

These data/results cannot be reproduced, stored and/or transmitted in whole or in part by any manner of electronic, mechanical, photocopying, recording, broadcasting or otherwise now known or herein after developed without the previous express consent by the copyright owner, except for reproduction in daily press and regular printed publications on sale to the public within 60 days of the event related to those data/results and always provided that copyright symbol appears together as follows below.

© MotoGP Sports Entertainment Group, 2026

Official MotoGP Timing by TISSOT

www.motogp.com

Jerez de la Frontera, Saturday, April 25, 2026

Page 2 of 5



Free Practice Nr. 2

Moto2™

Lap	Lap Time	T1	T2	T3	T4	Speed	Lap	Lap Time	T1	T2	T3	T4	Speed
3	1'58.162	31.810	15.555	35.844	34.953	241.6	10	1'57.999	31.877	16.000	35.551	34.571	239.4
4	1'57.448	31.482	15.778	35.673	34.515	238.4	11	1'57.851	31.811	15.978	35.559	34.503	241.0
5	1'56.906	31.470	15.624	35.231	34.581	242.6	12	1'56.701	31.289	15.749	35.217	34.446	238.4
6	1'56.988	31.231	15.649	35.748	34.360	241.0	17th 3 Sergio GARCIA ITALJET Gresini Moto2 SPA						
7	1'56.774	31.068	15.501	35.440	34.765	241.6	Runs=2 Total laps=6 Full laps=3 Valid laps=3						
8	1'56.525	31.042	15.571	35.264	34.648	241.6	1	3'38.127	37.951	17.147	39.554	37.634	235.8
9	2'03.734	36.203	15.849	36.509	35.173	238.9	2	2'02.592	32.903	16.168	37.171	36.350	240.0
10	1'56.799	31.292	15.476	35.566	34.465	241.6	3	1'54.017 P	32.085	15.904	36.095	29.933	238.4
11	1'56.286	31.013	15.527	35.459	34.287	242.6	4	2'09.417	40.466	16.300	37.105	35.546	237.8
12	1'56.249	31.128	15.642	35.195	34.284	240.0	5	1'58.908	31.946	15.923	35.871	35.168	236.8
13	2'00.593	33.110	16.406	35.934	35.143	233.2	6	1'57.082	31.468	15.706	35.250	34.658	237.8
14	1'57.861	31.886	15.923	35.407	34.645	238.4	unfinished 31.508 15.602 238.9						
15	1'58.376	31.521	15.894	35.617	35.344	238.9	18th 13 Celestino VIETTI Beta Tools SpeedRS Tea ITA						
14th 54 Alberto FERRANDEZ BLU CRU Pramac Yama SPA							Runs=1 Total laps=12 Full laps=11 Valid laps=10						
Runs=2 Total laps=9 Full laps=6 Valid laps=6							1	9'07.962	40.216	17.085	40.691	37.346	234.2
1	3'40.347	39.004	17.816	40.993	37.892	221.3	2	2'01.782	33.126	16.074	36.736	35.846	240.5
2	2'05.004	33.934	16.471	37.988	36.611	238.9	3	1'59.340	32.212	16.052	36.019	35.057	238.9
3	1'59.927	32.335	15.880	36.387	35.325	242.6	4	1'58.483	31.699	15.884	35.375	35.525	238.9
4	1'59.651	32.097	15.786	36.321	35.447	244.8	5	1'58.575	31.873	15.943	35.559	35.200	239.4
5	1'58.295	31.748	15.927	35.702	34.918	241.6	6	1'57.852	31.575	15.937	35.510	34.830	238.4
6	1'57.112	31.395	15.750	35.549	34.418	240.5	7	1'58.572 *	31.515	15.807	36.067 *	35.183	239.4
7	1'56.441	31.148	15.660	35.198	34.435	242.1	8	1'57.530	31.595	15.820	35.326	34.789	240.5
8	1'53.177 P	31.179	15.676	36.561	29.761	244.8	9	1'57.174	31.345	15.743	35.244	34.842	241.6
9	2'17.881	39.350	18.129	40.041	40.361	234.2	10	1'57.778	31.375	15.803	35.407	35.193	240.5
PIT 33.739 16.614 38.103 31.481 239.4							11	1'57.795	31.519	15.907	35.359	35.010	240.0
15th 99 Adrian HUERTAS Italtrans Racing Team SPA							12	1'58.528	31.392	15.819	35.434	35.883	240.5
Runs=2 Total laps=14 Full laps=11 Valid laps=10							19th 28 Izan GUEVARA BLU CRU Pramac Yama SPA						
1	3'10.506	35.637	16.607	37.880	36.631	233.2	Runs=1 Total laps=3 Full laps=2 Valid laps=2						
2	2'01.577	33.030	16.175	36.785	35.587	237.8	1	11'48.498	38.710	16.676	39.148	35.509	236.8
3	1'59.225	32.055	15.990	36.266	34.914	238.9	2	1'59.529	32.318	16.019	36.121	35.071	242.6
4	1'57.872	31.647	15.818	35.854	34.553	239.4	3	1'57.421	31.642	15.741	35.427	34.611	243.2
5	1'57.184	31.479	15.787	35.387	34.531	240.0	20th 12 Filip SALAC OnlyFans American Rac CZE						
6	1'56.449	31.172	15.759	35.254	34.264	239.4	Runs=2 Total laps=13 Full laps=10 Valid laps=10						
7	1'56.456	31.146	15.718	35.308	34.284	239.4	1	3'38.193	38.667	17.588	39.549	37.359	230.2
8	1'59.775	31.127	15.760	38.405	34.483	238.9	2	2'02.833	33.072	16.210	37.577	35.974	241.0
9	1'57.599	32.001	15.961	35.260	34.377	238.4	3	2'00.469	32.715	16.020	36.406	35.328	240.5
10	1'57.340 *	31.071	15.957	35.955 *	34.357	232.7	4	1'58.999	31.811	16.093	35.864	35.231	235.8
11	1'57.342	31.115	15.770	35.046	35.411	240.0	5	1'59.145	31.865	15.945	36.012	35.323	241.0
12	1'56.790 P	31.411	16.058	37.548	31.773	237.8	6	1'58.269	31.481	15.902	36.041	34.845	240.0
13	2'05.467	35.797	16.526	37.123	36.021	235.8	7	1'57.619	31.297	15.993	35.323	35.006	237.3
14	2'00.167	32.132	16.146	36.429	35.460	238.4	8	1'58.061	31.305	15.866	36.117	34.773	242.6
16th 16 Joe ROBERTS OnlyFans American Rac USA							9	1'57.775 P	31.299	16.077	38.780	31.619	236.3
Runs=2 Total laps=12 Full laps=9 Valid laps=9							10	2'04.704	35.886	17.324	36.066	35.428	236.8
1	3'40.692	39.459	17.459	39.582	36.768	231.7	11	1'58.883	31.509	15.915	36.206	35.253	237.8
2	2'02.452	33.638	16.215	37.343	35.256	238.9	12	1'58.404	31.631	15.947	35.548	35.278	238.9
3	1'59.262	32.465	15.924	36.081	34.792	238.9	13	1'58.131	31.484	15.936	35.696	35.015	237.8
4	1'57.874	31.844	15.635	35.548	34.847	240.5	21st 98 Jose Antonio RUEDA Red Bull KTM Ajo SPA						
5	1'57.507	31.511	15.699	35.741	34.556	238.9	Runs=1 Total laps=15 Full laps=14 Valid laps=14						
6	1'56.419 P	34.450	15.761	35.958	30.250	240.0	1	3'36.937	37.925	17.005	39.310	37.753	234.2
7	2'17.569	43.847	16.436	41.752	35.534	233.7	2	2'03.888	33.574	16.461	37.181	36.672	236.8
8	2'00.648	32.277	16.199	36.984	35.188	235.2							
9	1'57.871	31.529	15.783	35.809	34.750	240.0							

Fastest Lap: Tony ARBOLINO ITA REDS Fantic Racing 1'53.516 30.395 15.517 34.149 33.455

These data/results cannot be reproduced, stored and/or transmitted in whole or in part by any manner of electronic, mechanical, photocopying, recording, broadcasting or otherwise now known or herein after developed without the previous express consent by the copyright owner, except for reproduction in daily press and regular printed publications on sale to the public within 60 days of the event related to those data/results and always provided that copyright symbol appears together as follows below.

© MotoGP Sports Entertainment Group, 2026

Official MotoGP Timing by TISSOT

www.motogp.com

Jerez de la Frontera, Saturday, April 25, 2026

Page 3 of 5



Free Practice Nr. 2

Moto2™

Lap	Lap Time	T1	T2	T3	T4	Speed	Lap	Lap Time	T1	T2	T3	T4	Speed
3	2'02.943	33.465	16.440	37.194	35.844	238.9	9	1'59.474	32.322	16.130	36.119	34.903	238.9
4	2'01.985	32.563	16.167	36.716	36.539	239.4	10	1'58.881	32.080	16.035	35.804	34.962	239.4
5	2'01.174	32.749	16.128	36.452	35.845	240.0	11	1'59.002	31.973	16.170	35.937	34.922	240.5
6	1'59.389	32.299	15.923	35.890	35.277	241.6	12	1'58.527	31.615	16.040	36.053	34.819	240.0
7	1'58.673	31.703	15.892	35.905	35.173	241.0	25th 4 Ivan ORTOLA QJMOTOR - GALFER - SPA						
8	1'58.347	31.783	15.979	35.729	34.856	240.0	Runs=2 Total laps=9 Full laps=6 Valid laps=6						
9	1'58.106	31.530	15.941	35.685	34.950	241.0	1	3'29.569	36.534	17.375	38.713	36.746	231.2
10	1'58.206	31.666	15.985	35.651	34.904	240.0	2	2'01.631	32.711	16.252	36.408	36.260	235.8
11	1'57.897	31.504	15.942	35.844	34.607	240.5	3	2'02.072	33.014	16.489	36.812	35.757	233.7
12	2'02.725	31.640	15.954	37.138	37.993	240.5	4	1'55.498 P	32.257	16.261	36.400	30.580	233.2
13	1'57.790	31.674	15.804	35.577	34.735	241.6	5	2'05.989	37.056	16.491	37.109	35.333	233.7
14	2'01.470	31.794	16.006	37.390	36.280	241.0	6	1'58.752	32.131	15.837	35.332	35.452	240.0
15	2'06.140	34.307	16.791	37.721	37.321	236.3	7	1'59.673	32.058	16.329	35.997	35.289	234.2
22nd 18 Manuel GONZALEZ LIQUI MOLY Dynavolt SPA							8	1'58.937	31.823	16.048	35.489	35.577	235.8
Runs=1 Total laps=13 Full laps=12 Valid laps=11							9	1'59.898	32.000	16.393	36.037	35.468	233.7
1	7'11.695	38.825	16.589	37.940	37.071	233.7	26th 71 Ayumu SASAKI Momoven Idrofoglia R JPN						
2	2'01.238	32.968	16.314	36.696	35.260	234.2	Runs=1 Total laps=12 Full laps=11 Valid laps=11						
3	1'59.460	31.933	15.856	35.817	35.854	239.4	1	9'22.807	39.729	17.044	38.647	37.270	233.2
4	1'58.840	32.516	15.791	35.935	34.598	239.4	2	2'04.708	34.172	16.194	37.950	36.392	237.8
5	1'57.939	31.718	15.770	35.924	34.527	239.4	3	2'02.210	33.373	16.128	36.916	35.793	238.9
6	1'57.828	31.556	15.768	35.889	34.615	241.0	4	2'03.296	33.059	16.069	37.080	37.088	238.9
7	1'57.847	31.811	15.719	35.644	34.673	241.6	5	2'01.330	32.857	16.155	36.978	35.340	241.0
8	1'58.907 *	31.467	15.762	36.460 *	35.218	240.5	6	1'59.931	32.255	15.907	36.707	35.062	242.1
9	1'59.428	31.800	15.948	35.802	35.878	240.0	7	2'00.016	32.263	16.231	36.460	35.062	238.9
10	2'01.782	31.636	15.850	37.574	36.722	240.5	8	1'59.944	32.246	15.968	36.327	35.403	240.5
11	1'59.104	31.732	15.826	35.691	35.855	240.0	9	1'59.955	32.432	15.997	36.371	35.155	240.5
12	1'58.179	31.983	15.878	35.458	34.860	240.0	10	2'00.076	32.447	16.021	36.226	35.382	240.5
13	1'57.985	31.592	15.784	35.656	34.953	240.0	11	2'00.005	32.268	16.025	36.721	34.991	239.4
23rd 84 Zonta VD GOORBERGH Momoven Idrofoglia R NED							12	1'59.022	32.033	15.879	36.038	35.072	241.6
Runs=1 Total laps=11 Full laps=10 Valid laps=10							27th 32 Luca LUNETTA Beta Tools SpeedRS Tea ITA						
1	9'30.050	36.672	16.970	38.353	36.614	225.0	Runs=1 Total laps=12 Full laps=11 Valid laps=11						
2	2'01.160	33.082	16.173	36.604	35.301	237.8	1	3'10.685	36.670	17.281	39.438	38.559	234.2
3	1'59.901	32.143	16.143	36.348	35.267	235.8	2	2'06.138	34.022	16.679	38.503	36.934	238.4
4	2'01.110	32.174	16.369	36.679	35.888	238.4	3	2'03.492	32.976	16.335	37.764	36.417	239.4
5	1'59.405	32.143	15.904	36.468	34.890	239.4	4	2'03.877	33.139	16.265	38.227	36.246	240.5
6	1'58.644	31.633	15.907	36.086	35.018	238.4	5	2'03.488	33.140	16.358	37.897	36.093	237.8
7	1'58.606	31.536	15.904	35.952	35.214	238.4	6	2'02.335	33.287	16.273	37.132	35.643	242.6
8	1'58.249	31.618	15.813	35.944	34.874	240.0	7	2'03.201	32.917	16.451	37.673	36.160	241.6
9	1'58.360	31.436	15.865	36.070	34.989	239.4	8	2'02.421	32.800	16.257	37.334	36.030	242.1
10	2'03.085	34.538	16.430	36.435	35.682	237.3	9	2'00.839	32.543	16.181	36.657	35.458	240.5
11	1'58.542	31.618	15.876	35.916	35.132	238.9	10	1'59.838	32.152	15.958	36.386	35.342	242.1
PIT	34.601	18.267	40.501	32.726	179.7		11	2'00.526	32.083	15.960	37.031	35.452	241.6
24th 80 David ALONSO CFMOTO Gaviota Aspar COL							12	1'59.540	31.940	16.001	36.284	35.315	241.6
Runs=2 Total laps=12 Full laps=9 Valid laps=9							PIT 37.845 16.873 38.234 31.653 237.3						
1	3'59.575	36.552	16.932	38.239	36.793	231.7	28th 24 Marcos RAMIREZ QJMOTOR - GALFER - SPA						
2	2'04.009	33.527	16.482	37.605	36.395	235.8	Runs=2 Total laps=9 Full laps=6 Valid laps=6						
3	2'02.427	33.793	16.192	36.796	35.646	237.8	1	3'39.595	38.963	18.397	40.524	38.673	226.4
4	2'00.230	32.475	16.213	36.444	35.098	236.8	2	2'06.240	33.836	16.658	39.001	36.745	235.8
5	2'06.428	36.325	16.914	37.437	35.752	232.2	3	2'03.599	33.566	16.500	37.456	36.077	233.7
6	2'00.503	32.670	16.207	36.491	35.135	237.8	4	2'02.480	32.824	16.347	37.082	36.227	237.3
7	1'56.218 P	32.340	16.204	36.630	31.044	237.8	5	1'58.673 P	32.689	16.706	37.786	31.492	236.3
8	2'05.105	36.490	16.475	36.654	35.486	236.3							

Fastest Lap: Tony ARBOLINO ITA REDS Fantic Racing 1'53.516 30.395 15.517 34.149 33.455

These data/results cannot be reproduced, stored and/or transmitted in whole or in part by any manner of electronic, mechanical, photocopying, recording, broadcasting or otherwise now known or herein after developed without the previous express consent by the copyright owner, except for reproduction in daily press and regular printed publications on sale to the public within 60 days of the event related to those data/results and always provided that copyright symbol appears together as follows below.

© MotoGP Sports Entertainment Group, 2026

Official MotoGP Timing by TISSOT

www.motogp.com

Jerez de la Frontera, Saturday, April 25, 2026

Page 4 of 5

Free Practice Nr. 2

Moto2™

Lap	Lap Time	T1	T2	T3	T4	Speed	Lap	Lap Time	T1	T2	T3	T4	Speed
6	2'15.096	40.243	17.101	40.893	36.859	228.3							
7	2'03.372	33.375	16.451	37.583	35.963	235.2							
8	2'01.183	32.748	16.190	36.474	35.771	238.4							
9	2'01.168	32.609	16.314	36.414	35.831	236.8							

Fastest Lap: Tony ARBOLINO	ITA	REDS Fantic Racing	1'53.516	30.395	15.517	34.149	33.455
-----------------------------------	-----	--------------------	-----------------	--------	--------	--------	--------

These data/results cannot be reproduced, stored and/or transmitted in whole or in part by any manner of electronic, mechanical, photocopying, recording, broadcasting or otherwise now known or herein after developed without the previous express consent by the copyright owner, except for reproduction in daily press and regular printed publications on sale to the public within 60 days of the event related to those data/results and always provided that copyright symbol appears together as follows below.

© MotoGP Sports Entertainment Group, 2026

Official MotoGP Timing by  TISSOT

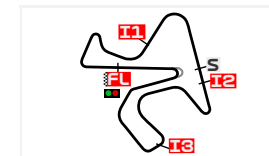
www.motogp.com

Jerez de la Frontera, Saturday, April 25, 2026

Page 5 of 5

BEST PARTIAL TIMES

ESTRELLA GALICIA 0,0 GRAND PRIX OF SPAIN
FREE PRACTICE NR. 2



Circuito de Jerez - Ángel Nieto 4423 m.

IT Ideal Lap Time, sum of the best partial times

BT Best Lap Time

Pos	T1		T2		T3		T4		Pos	Rider	IT	BT	
	Rider	Time	Rider	Time	Rider	Time	Rider	Time					
1	T.ARBOLINO	30.395	T.ARBOLINO	15.416	T.ARBOLINO	34.149	T.ARBOLINO	33.455	1	T.ARBOLINO	1'53.415	1'53.516	(1)
2	B.BALTUS	30.477	A.ESCRIG	15.469	S.AGIUS	34.346	B.BALTUS	33.586	2	M.AJI	1'54.003	1'54.090	(2)
3	M.AJI	30.514	D.ÖNCÜ	15.476	M.AJI	34.371	M.AJI	33.592	3	B.BALTUS	1'54.104	1'54.149	(3)
4	J.NAVARRO	30.603	D.HOLGADO	15.492	A.LOPEZ	34.436	A.LOPEZ	33.620	4	A.LOPEZ	1'54.195	1'54.274	(4)
5	A.LOPEZ	30.604	M.AJI	15.526	D.MUÑOZ	34.445	A.ESCRIG	33.785	5	S.AGIUS	1'54.410	1'54.454	(5)
6	C.VEIJER	30.627	A.LOPEZ	15.535	B.BALTUS	34.486	S.AGIUS	33.841	6	A.ESCRIG	1'54.625	1'54.681	(6)
7	S.AGIUS	30.633	B.BALTUS	15.555	A.ESCRIG	34.531	A.CANET	33.916	7	D.MUÑOZ	1'54.704	1'54.857	(7)
8	D.HOLGADO	30.645	D.MUÑOZ	15.585	J.NAVARRO	34.676	J.NAVARRO	33.938	8	J.NAVARRO	1'54.932	1'55.184	(9)
9	D.MUÑOZ	30.734	S.AGIUS	15.590	D.HOLGADO	34.721	D.MUÑOZ	33.940	9	D.HOLGADO	1'54.948	1'55.005	(8)
10	A.ESCRIG	30.840	S.GARCIA	15.602	C.VEIJER	34.817	D.HOLGADO	34.090	10	C.VEIJER	1'55.530	1'55.536	(10)
11	D.ÖNCÜ	31.013	J.ROBERTS	15.635	T.FURUSATO	34.847	A.HUERTAS	34.264	11	A.CANET	1'55.751	1'55.821	(11)
12	T.FURUSATO	31.055	A.FERRANDEZ	15.660	A.CANET	34.900	T.FURUSATO	34.265	12	D.ÖNCÜ	1'55.968	1'56.249	(13)
13	A.HUERTAS	31.071	A.CANET	15.690	A.HUERTAS	35.046	C.VEIJER	34.266	13	T.FURUSATO	1'55.998	1'56.176	(12)
14	A.FERRANDEZ	31.148	J.NAVARRO	15.715	D.ÖNCÜ	35.195	D.ÖNCÜ	34.284	14	A.HUERTAS	1'56.099	1'56.449	(15)
15	A.CANET	31.245	A.HUERTAS	15.718	A.FERRANDEZ	35.198	A.FERRANDEZ	34.418	15	A.FERRANDEZ	1'56.424	1'56.441	(14)
16	J.ROBERTS	31.289	M.GONZALEZ	15.719	J.ROBERTS	35.217	J.ROBERTS	34.446	16	J.ROBERTS	1'56.587	1'56.701	(16)
17	F.SALAC	31.297	I.GUEVARA	15.741	C.VIETTI	35.244	M.GONZALEZ	34.527	17	S.GARCIA	1'56.978	1'57.082	(17)
18	C.VIETTI	31.345	C.VIETTI	15.743	S.GARCIA	35.250	J.RUEDA	34.607	18	C.VIETTI	1'57.121	1'57.174	(18)
19	Z.VD GOORBER	31.436	J.RUEDA	15.804	F.SALAC	35.323	I.GUEVARA	34.611	19	M.GONZALEZ	1'57.171	1'57.828	(22)
20	M.GONZALEZ	31.467	Z.VD GOORBER	15.813	I.ORTOLA	35.332	S.GARCIA	34.658	20	F.SALAC	1'57.259	1'57.619	(20)
21	S.GARCIA	31.468	C.VEIJER	15.820	I.GUEVARA	35.427	F.SALAC	34.773	21	I.GUEVARA	1'57.421	1'57.421	(19)
22	J.RUEDA	31.504	T.FURUSATO	15.831	M.GONZALEZ	35.458	C.VIETTI	34.789	22	J.RUEDA	1'57.492	1'57.790	(21)
23	D.ALONSO	31.615	I.ORTOLA	15.837	J.RUEDA	35.577	D.ALONSO	34.819	23	Z.VD GOORBERGH	1'58.039	1'58.249	(23)
24	I.GUEVARA	31.642	F.SALAC	15.866	D.ALONSO	35.804	Z.VD GOORBER	34.874	24	D.ALONSO	1'58.273	1'58.527	(24)
25	I.ORTOLA	31.823	A.SASAKI	15.879	Z.VD GOORBER	35.916	A.SASAKI	34.991	25	I.ORTOLA	1'58.281	1'58.752	(25)

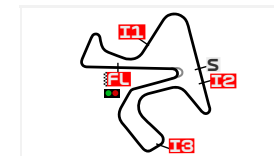
These data/results cannot be reproduced, stored and/or transmitted in whole or in part by any manner of electronic, mechanical, photocopying, recording, broadcasting or otherwise now known or herein after developed without the previous express consent by the copyright owner, except for reproduction in daily press and regular printed publications on sale to the public within 60 days of the event related to those data/results and always provided that copyright symbol appears together as follows below.

© MotoGP Sports Entertainment Group, 2026

BEST PARTIAL TIMES

ESTRELLA GALICIA O,O GRAND PRIX OF SPAIN

FREE PRACTICE NR. 2



Circuito de Jerez - Ángel Nieto 4423 m.

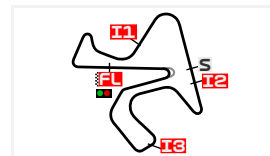
IT Ideal Lap Time, sum of the best partial times

BT Best Lap Time

Pos	T1		T2		T3		T4		Pos	Rider	IT	BT	
	Rider	Time	Rider	Time	Rider	Time	Rider	Time					
26	L.LUNETTA	31.940	L.LUNETTA	15.958	A.SASAKI	36.038	I.ORTOLA	35.289	26	A.SASAKI	1'58.941	1'59.022	(26)
27	A.SASAKI	32.033	D.ALONSO	16.035	L.LUNETTA	36.284	L.LUNETTA	35.315	27	L.LUNETTA	1'59.497	1'59.540	(27)
28	M.RAMIREZ	32.609	M.RAMIREZ	16.190	M.RAMIREZ	36.414	M.RAMIREZ	35.771	28	M.RAMIREZ	2'00.984	2'01.168	(28)

These data/results cannot be reproduced, stored and/or transmitted in whole or in part by any manner of electronic, mechanical, photocopying, recording, broadcasting or otherwise now known or herein after developed without the previous express consent by the copyright owner, except for reproduction in daily press and regular printed publications on sale to the public within 60 days of the event related to those data/results and always provided that copyright symbol appears together as follows below.

© MotoGP Sports Entertainment Group, 2026



Circuito de Jerez - Ángel Nieto 4423 m.

FASTEST LAPS SEQUENCE

ESTRELLA GALICIA O,O GRAND PRIX OF SPAIN
FREE PRACTICE NR. 2

Practice Time	#	Rider	Nation	Motorcycle	Time	Km/h	Rider's Lap
4'55.796	7	Barry BALTUS	BEL	KALEX	1'58.197	134.7	2
6'51.899	7	Barry BALTUS	BEL	KALEX	1'56.103	137.1	3
8'47.377	7	Barry BALTUS	BEL	KALEX	1'55.478	137.8	4
9'32.205	96	Daniel HOLGADO	SPA	KALEX	1'55.005	138.4	4
10'42.330	7	Barry BALTUS	BEL	KALEX	1'54.953	138.5	5
11'39.216	14	Tony ARBOLINO	ITA	KALEX	1'54.771	138.7	5
12'36.834	7	Barry BALTUS	BEL	KALEX	1'54.504	139.0	6
14'31.874	64	Mario AJI	INA	KALEX	1'54.399	139.1	6
17'22.678	14	Tony ARBOLINO	ITA	KALEX	1'53.516	140.2	8

These data/results cannot be reproduced, stored and/or transmitted in whole or in part by any manner of electronic, mechanical, photocopying, recording, broadcasting or otherwise now known or herein after developed without the previous express consent by the copyright owner, except for reproduction in daily press and regular printed publications on sale to the public within 60 days of the event related to those data/results and always provided that copyright symbol appears together as follows below.

© MotoGP Sports Entertainment Group, 2026

Official MotoGP Timing by www.motogp.com

Jerez de la Frontera, Saturday, April 25, 2026