

Circuito de Jerez - Ángel Nieto 4423 m.

CLASSIFICATION

ESTRELLA GALICIA O,O GRAND PRIX OF SPAIN PRACTICE

#	Rider	Nation	Team	Motorcycle	Time	Lap Total	Gap	T. Speed
1	28	Maximo QUILES	SPA	CFMOTO Gaviota Aspar Team	KTM	1'44.078	15 15	
2	64	David MUÑOZ	SPA	Liqui Moly Dynavolt Intact GP	KTM	1'44.119	11 13	0.041 0.041
3	73	Valentin PERRONE	ARG	Red Bull KTM Tech3	KTM	1'44.325	12 15	0.247 0.206
4	18	Matteo BERTELLE	ITA	LEVEL UP - MTA	KTM	1'44.403	12 15	0.325 0.078
5	22	David ALMANSA	SPA	Liqui Moly Dynavolt Intact GP	KTM	1'44.457	11 15	0.379 0.054
6	31	Adrian FERNANDEZ	SPA	Leopard Racing	HONDA	1'44.483	13 17	0.405 0.026
7	51	Brian URIARTE	SPA	Red Bull KTM Ajo	KTM	1'44.504	13 17	0.426 0.021
8	11	Adrian CRUCES	SPA	CIP Green Power	KTM	1'44.544	9 14	0.466 0.040
9	83	Alvaro CARPE	SPA	Red Bull KTM Ajo	KTM	1'44.587	9 14	0.509 0.043
10	97	Marco MORELLI	ARG	CFMOTO Gaviota Aspar Team	KTM	1'44.628	13 16	0.550 0.041
11	67	Casey O'GORMAN	IRL	SIC58 Squadra Corse	HONDA	1'44.646	11 15	0.568 0.018
12	27	Rico SALMELA	FIN	Red Bull KTM Tech3	KTM	1'44.670	14 17	0.592 0.024
13	78	Joel ESTEBAN	SPA	LEVEL UP - MTA	KTM	1'44.701	8 13	0.623 0.031
14	19	Scott OGDEN	GBR	CIP Green Power	KTM	1'44.733	11 12	0.655 0.032
15	94	Guido PINI	ITA	Leopard Racing	HONDA	1'44.856	10 12	0.778 0.123
16	9	Veda PRATAMA	INA	Honda Team Asia	HONDA	1'44.860	10 14	0.782 0.004
17	13	Hakim DANISH	MAL	AEON Credit - MT Helmets - MSI	KTM	1'44.887	10 14	0.809 0.027
18	54	Jesus RIOS	SPA	Rivacold Snipers Team	HONDA	1'44.945	8 12	0.867 0.058
19	6	Ryusei YAMANAKA	JPN	AEON Credit - MT Helmets - MSI	KTM	1'45.119	11 14	1.041 0.174
20	8	Eddie O'SHEA	GBR	GRYD - MLav Racing	HONDA	1'45.138	13 13	1.060 0.019
21	66	Joel KELSO	AUS	GRYD - MLav Racing	HONDA	1'45.153	11 15	1.075 0.015
22	14	Cormac BUCHANAN	NZE	CODE Motorsports	KTM	1'45.223	11 15	1.145 0.070
23	21	Ruche MOODLEY	RSA	CODE Motorsports	KTM	1'45.454	10 11	1.376 0.231
24	10	Nicola CARRARO	ITA	Rivacold Snipers Team	HONDA	1'45.675	12 16	1.597 0.221
25	32	Zen MITANI	JPN	Honda Team Asia	HONDA	1'45.721	10 13	1.643 0.046
26	5	Leo RAMMERSTORFER	AUT	SIC58 Squadra Corse	HONDA	1'46.085	13 14	2.007 0.364

Practice condition: Dry

Air: 19°

Humidity: 69%

Ground: 24°

Fastest Lap:	Lap: 15	Maximo QUILES	1'44.078	152.9 Km/h
Best Race Lap:	2025	Jose Antonio RUEDA	1'44.352	152.5 Km/h
All-Time Lap Record:	2024	David ALONSO	1'43.710	153.5 Km/h

The results are provisional until the end of the limit for protest and appeals.

Time limit for protest expires 60' after publication of the results - Time: **14:05**

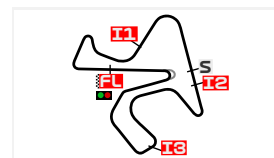
These data/results cannot be reproduced, stored and/or transmitted in whole or in part by any manner of electronic, mechanical, photocopying, recording, broadcasting or otherwise now known or herein after developed without the previous express consent by the copyright owner, except for reproduction in daily press and regular printed publications on sale to the public within 60 days of the event related to those data/results and always provided that copyright symbol appears together as follows below.

© MotoGP Sports Entertainment Group, 2026

Official MotoGP Timing by

www.motogp.com

Jerez de la Frontera, Friday, April 24, 2026



Circuito de Jerez - Ángel Nieto 4423 m.

TOP SPEED & AVERAGE

ESTRELLA GALICIA 0,0 GRAND PRIX OF SPAIN PRACTICE

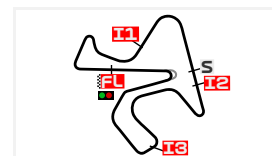
#	Rider	Nation	Motorcycle	Top 5 speeds					Average	Top
19	Scott OGDEN	GBR	KTM	219.0	216.8	216.0	216.0	214.7	216.5	219.0
51	Brian URIARTE	SPA	KTM	219.0	216.4	216.0	215.1	214.7	216.2	219.0
78	Joel ESTEBAN	SPA	KTM	218.6	217.7	215.1	215.1	215.1	216.3	218.6
6	Ryusei YAMANAKA	JPN	KTM	218.1	216.8	216.8	215.5	215.1	216.5	218.1
64	David MUÑOZ	SPA	KTM	218.1	217.7	216.8	216.0	215.5	216.6	218.1
83	Alvaro CARPE	SPA	KTM	218.1	216.8	216.0	215.5	215.5	216.4	218.1
11	Adrian CRUCES	SPA	KTM	217.7	215.5	215.1	214.2	213.4	214.9	217.7
21	Ruche MOODLEY	RSA	KTM	217.7	217.3	216.8	216.4	216.0	216.8	217.7
97	Marco MORELLI	ARG	KTM	217.7	215.5	214.7	214.7	213.8	214.9	217.7
13	Hakim DANISH	MAL	KTM	217.3	216.0	216.0	215.5	215.5	216.1	217.3
31	Adrian FERNANDEZ	SPA	HONDA	217.3	216.4	214.7	214.7	214.7	215.4	217.3
67	Casey O'GORMAN	IRL	HONDA	217.3	216.0	215.1	215.1	214.7	215.6	217.3
9	Veda PRATAMA	INA	HONDA	216.8	216.8	216.0	215.5	214.7	215.5	216.8
14	Cormac BUCHANAN	NZE	KTM	216.8	215.1	214.2	213.8	213.4	214.7	216.8
22	David ALMANSA	SPA	KTM	216.8	216.8	215.5	215.1	214.7	215.3	216.8
27	Rico SALMELA	FIN	KTM	216.4	215.5	215.5	215.5	215.5	215.7	216.4
28	Maximo QUILES	SPA	KTM	216.4	216.0	215.5	215.5	215.1	215.5	216.4
32	Zen MITANI	JPN	HONDA	216.4	216.4	215.5	215.1	214.7	215.6	216.4
8	Eddie O'SHEA	GBR	HONDA	216.0	216.0	215.1	213.8	213.8	214.9	216.0
73	Valentin PERRONE	ARG	KTM	216.0	216.0	214.7	213.8	213.4	214.6	216.0
5	Leo RAMMERSTORFER	AUT	HONDA	215.5	215.1	215.1	214.7	214.2	214.8	215.5
66	Joel KELSO	AUS	HONDA	215.5	214.7	213.0	213.0	212.5	213.7	215.5
10	Nicola CARRARO	ITA	HONDA	214.7	214.7	214.2	214.2	214.2	214.4	214.7
18	Matteo BERTELLE	ITA	KTM	214.2	214.2	213.8	213.8	213.8	214.0	214.2
54	Jesus RIOS	SPA	HONDA	213.4	212.5	212.1	211.3	210.5	212.0	213.4
94	Guido PINI	ITA	HONDA	212.5	212.5	212.5	212.1	212.1	212.3	212.5

These data/results cannot be reproduced, stored and/or transmitted in whole or in part by any manner of electronic, mechanical, photocopying, recording, broadcasting or otherwise now known or herein after developed without the previous express consent by the copyright owner, except for reproduction in daily press and regular printed publications on sale to the public within 60 days of the event related to those data/results and always provided that copyright symbol appears together as follows below.

© MotoGP Sports Entertainment Group, 2026

Official MotoGP Timing by www.motogp.com

Jerez de la Frontera, Friday, April 24, 2026



Circuito de Jerez - Ángel Nieto 4423 m.

CHRONOLOGICAL ANALYSIS OF PERFORMANCES

ESTRELLA GALICIA 0,0 GRAND PRIX OF SPAIN

PRACTICE

* Lap / Sector time cancelled
P Crossing the finish line in pit lane

T1 Time from finish line to 1st intermediate
T2 Time from 1st intermed. to 2nd intermed.

T3 Time from 2nd intermed. to 3rd intermed.
T4 Time from 3rd intermediate to finish line

Lap	Lap Time	T1	T2	T3	T4	Speed	Lap	Lap Time	T1	T2	T3	T4	Speed
1st	28	Maximo QUILES		CFMOTO Gaviota Aspar SPA			8	1'49.386	30.963	15.134	31.397	31.892	211.7
		Runs=3	Total laps=15	Full laps=10	Valid laps=9		9	1'39.791 P	28.290	15.092	31.105	25.304	212.1
1	3'00.856	30.309	15.217	31.248	31.471	213.8	10	1'48.279	30.423	15.424	30.987	31.445	208.4
2	1'44.663	27.953	14.928	30.597	31.185	215.5	11	1'44.609	27.832	14.975	30.593	31.209	212.5
3	1'44.330	27.673	14.879	30.533	31.245	215.5	12	1'44.325	27.673	14.828	30.590	31.234	213.8
4	1'45.097	27.668	14.938	30.993	31.498	215.1	13	1'45.052	27.883	14.928	30.772	31.469	214.7
5	1'44.572	27.606	15.027	30.583	31.356	216.0	14	1'46.105 *	27.976	15.063	31.364 *	31.702	210.9
6	1'48.398	27.689	15.002	31.676	34.031	213.8	15	1'45.221	27.831	14.920	30.913	31.557	213.4
7	1'39.979 P	27.872	15.800	30.935	25.372	198.1							
8	1'49.148	31.118	15.358	31.211	31.461	210.5							
9	1'45.059	27.854	15.005	30.843	31.357	213.0							
10	1'45.059 *	27.942	14.974	30.795	31.348 *	215.1							
11	1'41.116 P	27.837	14.973	32.464	25.842	214.2							
12	1'49.008	31.275	15.156	31.204	31.373	214.2							
13	1'44.332	27.696	14.889	30.579	31.168	216.4							
14	1'44.984	27.543	14.824	31.286	31.331	215.1							
15	1'44.078	27.534	14.914	30.533	31.097	214.2							
4th	18	Matteo BERTELLE		LEVEL UP - MTA ITA									
		Runs=4	Total laps=15	Full laps=8	Valid laps=8								
1	3'02.515	30.596	15.335	31.358	31.939	211.7							
2	1'46.132	28.212	15.156	31.067	31.697	213.8							
3	1'45.579	28.045	15.060	30.904	31.570	214.2							
4	1'45.286	27.853	15.068	30.790	31.575	213.0							
5	1'44.506 P	29.546	15.681	32.881	26.398	208.0							
6	1'50.703	31.641	15.393	31.626	32.043	210.9							
7	1'46.267	28.127	15.142	31.172	31.826	212.5							
8	1'45.935	27.977	15.181	30.939	31.838	211.7							
9	1'41.362 P	28.039	15.146	30.939	27.238	211.3							
10	1'49.185	31.098	15.201	31.177	31.709	213.8							
11	1'44.626	27.744	14.977	30.633	31.272	213.8							
12	1'44.403	27.622	14.899	30.559	31.323	214.2							
13	1'51.130 P	29.797	15.758	38.386	27.189	201.4							
14	1'49.883	31.038	15.379	31.403	32.063	210.1							
15	1'45.705	27.901	15.019	31.162	31.623	212.5							
2nd	64	David MUÑOZ		Liqui Moly Dynavolt Int SPA									
		Runs=3	Total laps=13	Full laps=9	Valid laps=9								
1	2'54.735	31.930	16.435	32.735	32.529	194.2							
2	1'45.410	27.771	15.008	30.824	31.807	218.1							
3	1'45.352	27.845	14.973	31.086	31.448	215.1							
4	1'44.832	27.891	14.930	30.713	31.298	216.0							
5	1'52.070	31.763	16.730	32.037	31.540	207.2							
6	1'45.235	27.789	14.839	30.979	31.628	217.7							
7	1'46.326 P	32.530	15.145	31.340	27.311	214.2							
8	1'43.706 P	30.833	15.274	31.460	26.139	212.1							
9	1'54.979	36.573	15.082	31.803	31.521	215.5							
10	1'46.232	28.948	15.089	30.869	31.326	215.5							
11	1'44.119	27.551	14.854	30.543	31.171	216.8							
12	2'42.314	1'12.348	18.831	36.852	34.283	157.2							
13	1'48.094	29.247	15.225	31.497	32.125	213.0							
5th	22	David ALMANSA		Liqui Moly Dynavolt Int SPA									
		Runs=2	Total laps=15	Full laps=12	Valid laps=12								
1	2'58.534	30.912	15.300	31.722	31.912	212.1							
2	1'48.935	31.208	15.013	31.076	31.638	215.1							
3	1'45.032	27.812	14.955	30.897	31.368	214.7							
4	1'44.644	27.738	14.915	30.698	31.293	214.7							
5	1'44.993	27.715	14.969	30.815	31.494	214.7							
6	1'46.294	27.752	14.961	30.921	32.660	215.5							
7	1'45.531	27.856	14.961	31.020	31.694	214.7							
8	1'41.782 P	28.799	15.230	31.297	26.456	212.1							
9	1'57.245	33.427	15.376	35.621	32.821	212.5							
10	1'50.734	29.511	14.975	31.601	34.647	216.8							
11	1'44.457	27.726	14.766	30.690	31.275	216.8							
12	1'45.308	27.826	14.930	30.847	31.705	214.7							
13	1'53.559	27.927	15.012	35.833	34.787	213.8							
14	1'45.318	27.947	14.940	30.761	31.670	213.0							

Fastest Lap: Maximo QUILES SPA CFMOTO Gaviota Aspar Team **1'44.078** 27.534 14.914 30.533 31.097

These data/results cannot be reproduced, stored and/or transmitted in whole or in part by any manner of electronic, mechanical, photocopying, recording, broadcasting or otherwise now known or herein after developed without the previous express consent by the copyright owner, except for reproduction in daily press and regular printed publications on sale to the public within 60 days of the event related to those data/results and always provided that copyright symbol appears together as follows below.

© MotoGP Sports Entertainment Group, 2026

Official MotoGP Timing by

www.motogp.com

Jerez de la Frontera, Friday, April 24, 2026

Practice

Moto3™

Lap	Lap Time	T1	T2	T3	T4	Speed
15	1'47.789	29.641	15.044	31.204	31.900	214.2
6th	31	Adrian FERNANDEZ		Leopard Racing	SPA	
		Runs=2	Total laps=17	Full laps=14	Valid laps=14	
1	2'46.661	33.889	15.526	31.978	32.646	211.3
2	1'45.156	27.947	14.810	31.137	31.262	216.4
3	1'45.628	28.034	14.997	31.110	31.487	217.3
4	1'46.200	28.145	14.945	31.190	31.920	214.7
5	1'46.080	28.063	15.053	31.182	31.782	212.5
6	1'46.336	28.026	14.963	31.819	31.528	212.5
7	1'45.109	27.874	14.911	30.882	31.442	214.7
8	1'47.619	28.120	15.003	32.862	31.634	212.1
9	1'45.561	28.023	15.048	31.162	31.328	214.2
10	1'45.726	27.969	14.987	31.329	31.441	213.4
11	1'43.971 P	28.011	15.298	31.711	28.951	211.3
12	1'50.656	32.091	15.387	31.460	31.718	213.0
13	1'44.483	27.640	14.904	30.715	31.224	213.4
14	1'44.535	27.725	14.897	30.628	31.285	214.7
15	1'45.634	27.965	14.924	31.127	31.618	214.7
16	1'45.192	27.999	14.994	30.746	31.453	213.4
17	1'46.085	27.879	14.990	31.003	32.213	213.0

Lap	Lap Time	T1	T2	T3	T4	Speed
7th	51	Brian URIARTE		Red Bull KTM Ajo	SPA	
		Runs=2	Total laps=17	Full laps=14	Valid laps=13	
1	2'49.785	32.283	16.366	32.128	31.819	204.9
2	1'45.190	27.921	14.960	30.857	31.452	215.1
3	1'45.074	27.775	14.862	30.882	31.555	216.0
4	1'45.367	27.753	14.850	31.234	31.530	216.4
5	1'45.239	27.800	14.804	31.079	31.556	219.0
6	1'45.698	27.905	15.044	31.028	31.721	212.1
7	1'45.102	27.925	14.917	30.876	31.384	214.7
8	1'45.487	27.877	14.987	31.004	31.619	213.4
9	1'45.524	27.985	15.061	30.907	31.571	213.0
10	1'39.937 P	27.917	15.124	31.036	25.860	212.1
11	1'50.789	31.689	15.459	32.213	31.428	203.0
12	1'44.564	27.655	14.860	30.692	31.357	213.8
13	1'44.504	27.657	14.914	30.562	31.371	214.2
14	1'44.632	27.727	14.915	30.704	31.286	214.2
15	1'45.078	27.778	14.977	30.720	31.603	214.2
16	1'45.232 *	27.862	14.978	30.824 *	31.568	212.5
17	1'45.009	27.832	14.951	30.774	31.452	214.2

Lap	Lap Time	T1	T2	T3	T4	Speed
8th	11	Adrian CRUCES		CIP Green Power	SPA	
		Runs=2	Total laps=14	Full laps=11	Valid laps=10	
1	2'47.510	32.350	15.303	31.533	33.309	211.7
2	1'46.199	28.208	15.056	31.170	31.765	213.4
3	1'46.892	28.064	15.043	31.480	32.305	213.0
4	1'45.749	28.204	14.993	31.069	31.483	215.1
5	1'45.557	27.933	14.957	31.084	31.583	217.7
6	1'46.296	28.026	15.265	31.255	31.750	212.1
7	1'41.126 P	27.986	15.098	31.598	26.444	213.4
8	1'50.891	30.612	15.666	31.244	33.369	199.2
9	1'44.544	27.806	14.839	30.703	31.196	214.2
10	1'45.009	27.730	14.821	31.136	31.322	215.5
11	1'45.306	28.039	14.960	30.877	31.430	213.0

Lap	Lap Time	T1	T2	T3	T4	Speed
12	1'45.578	28.038	15.062	30.935	31.543	212.5
13	1'47.947 *	28.127	15.069	32.212 *	32.539	212.1
14	1'45.699	27.880	14.913	31.411	31.495	213.0
9th	83	Alvaro CARPE		Red Bull KTM Ajo	SPA	
		Runs=2	Total laps=14	Full laps=11	Valid laps=11	
1	2'54.363	30.612	15.369	31.746	32.019	212.5
2	1'45.697	28.003	14.902	30.944	31.848	216.0
3	1'45.366	27.873	14.989	31.012	31.492	215.5
4	1'45.619	27.980	15.106	31.016	31.517	215.5
5	1'48.765	29.495	15.202	31.827	32.241	212.1
6	1'48.649	27.790	15.035	30.993	34.831	213.8
7	1'42.970 P	30.570	15.075	31.560	25.765	214.2
8	1'57.109 *	32.656	15.646	35.543	33.264 *	213.4
9	1'44.587	27.633	14.785	30.875	31.294	216.8
10	1'46.321	27.956	15.590	31.339	31.436	203.3
11	1'46.221	28.004	15.256	31.334	31.627	213.0
12	1'55.135	35.839	15.172	31.394	32.730	212.1
13	1'47.368	28.050	15.101	31.174	33.043	211.3
14	1'47.211	27.668	14.820	32.759	31.964	218.1

Lap	Lap Time	T1	T2	T3	T4	Speed
10th	97	Marco MORELLI		CFMOTO Gaviota Aspar	ARG	
		Runs=2	Total laps=16	Full laps=13	Valid laps=11	
1	2'36.630	31.456	15.521	31.668	31.820	210.9
2	1'46.257	28.311	15.174	31.061	31.711	212.5
3	1'45.590	28.172	15.028	30.964	31.426	214.7
4	1'45.346	27.895	14.977	31.042	31.432	215.5
5	1'47.423	28.281	15.103	31.174	32.865	213.0
6	1'46.358	28.322	15.239	31.042	31.755	213.0
7	1'46.140	28.124	15.163	31.131	31.722	212.5
8	1'46.243 *	28.201	15.125	31.124	31.793 *	213.0
9	1'46.515 P	28.252	15.121	33.851	29.291	213.4
10	1'52.062 *	31.592	15.445	31.349	33.676 *	206.5
11	1'45.627	27.977	14.840	31.217	31.593	213.8
12	1'44.640	27.806	14.869	30.751	31.214	213.8
13	1'44.628	27.859	14.860	30.715	31.194	213.8
14	1'47.739	30.211	15.052	30.946	31.530	214.7
15	1'45.072 *	27.660	14.844	30.925 *	31.643	217.7
16	1'45.475	27.893	15.023	30.995	31.564	212.5

Lap	Lap Time	T1	T2	T3	T4	Speed
11th	67	Casey O'GORMAN		SIC58 Squadra Corse	IRL	
		Runs=3	Total laps=15	Full laps=10	Valid laps=10	
1	2'42.171	38.552	15.347	33.360	34.039	210.5
2	1'46.890	28.359	15.142	31.304	32.085	211.7
3	1'46.152	28.167	15.068	31.210	31.707	212.5
4	1'43.740 P	28.386	15.245	31.252	28.857	213.8
5	1'50.325 *	31.471	15.128	31.785	31.941 *	212.5
6	1'45.583	27.886	14.886	31.214	31.597	213.0
7	1'45.130	27.755	14.806	30.936	31.633	215.1
8	1'51.521	29.741	15.069	33.005	33.706	213.4
9	6'31.167 P	28.188	15.109	31.447	5'16.423	210.5
10	1'57.037	33.914	15.970	31.528	35.625	213.4
11	1'44.646	27.825	14.786	30.689	31.346	214.7
12	1'45.487	28.333	14.790	30.807	31.557	216.0
13	1'47.862	27.738	14.875	30.866	34.383	215.1

Fastest Lap: Maximo QUILES SPA CFMOTO Gaviota Aspar Team **1'44.078** 27.534 14.914 30.533 31.097

These data/results cannot be reproduced, stored and/or transmitted in whole or in part by any manner of electronic, mechanical, photocopying, recording, broadcasting or otherwise now known or herein after developed without the previous express consent by the copyright owner, except for reproduction in daily press and regular printed publications on sale to the public within 60 days of the event related to those data/results and always provided that copyright symbol appears together as follows below.

© MotoGP Sports Entertainment Group, 2026

Official MotoGP Timing by  TISSOT

www.motogp.com

Jerez de la Frontera, Friday, April 24, 2026

Page 2 of 5



Practice

Moto3™

Lap	Lap Time	T1	T2	T3	T4	Speed
14	1'51.383	28.850	15.680	32.480	34.373	202.6
15	1'45.637	27.861	14.838	30.943	31.995	217.3
12th	27	Rico SALMELA		Red Bull KTM Tech3		FIN
		Runs=2	Total laps=17	Full laps=14	Valid laps=14	
1	2'43.244	33.802	15.528	31.992	32.688	210.9
2	1'46.678	28.379	15.155	31.271	31.873	213.4
3	1'45.703	27.979	15.033	31.106	31.585	215.5
4	1'49.366	27.962	15.179	31.177	35.048	211.3
5	1'48.681	28.738	15.594	32.565	31.784	207.6
6	1'45.464	27.881	15.058	30.951	31.574	214.7
7	1'46.067	27.924	14.987	31.303	31.853	215.5
8	1'46.024	28.064	14.952	31.173	31.835	215.5
9	1'46.541	28.033	15.109	31.144	32.255	213.0
10	1'46.365	28.159	15.101	31.228	31.877	212.5
11	1'41.792 P	28.544	15.360	31.571	26.317	210.1
12	1'58.276	35.853	15.783	32.068	34.572	194.9
13	1'45.642	27.889	15.249	30.857	31.647	208.4
14	1'44.670	27.733	14.858	30.691	31.388	216.4
15	1'54.112	29.266	14.946	35.055	34.845	215.5
16	1'45.734	27.875	14.987	31.020	31.852	213.0
17	1'45.736	27.806	14.952	31.293	31.685	214.7
13th	78	Joel ESTEBAN		LEVEL UP - MTA		SPA
		Runs=2	Total laps=13	Full laps=10	Valid laps=9	
1	3'04.974	30.358	15.243	31.628	31.936	212.5
2	1'46.167	27.995	15.042	31.372	31.758	215.1
3	1'46.040	27.961	15.134	31.159	31.786	214.7
4	1'45.948	27.895	15.093	31.180	31.780	214.2
5	1'46.139	28.029	15.100	31.143	31.867	214.7
6	1'43.247 P	27.983	15.213	32.651	27.400	212.5
7	1'56.368	31.835	15.723	35.565	33.245	209.7
8	1'44.701	27.790	14.793	30.759	31.359	217.7
9	1'46.422	27.674	15.585	31.673	31.490	193.2
10	1'49.030 *	27.673	14.974	31.878	34.505 *	215.1
11	1'52.911	27.867	14.791	35.586	34.667	218.6
12	1'45.429	27.942	14.899	30.966	31.622	215.1
13	1'47.811	27.807	14.981	32.458	32.565	214.7
14th	19	Scott OGDEN		CIP Green Power		GBR
		Runs=3	Total laps=12	Full laps=7	Valid laps=7	
1	2'54.879	31.793	16.230	33.102	35.626	201.1
2	1'45.773	28.166	14.991	31.067	31.549	216.0
3	1'45.595	28.112	14.919	30.974	31.590	216.8
4	1'45.079	27.905	14.805	30.928	31.441	219.0
5	1'51.164	28.239	15.667	33.812	33.446	200.3
6	1'46.506	27.983	15.024	31.067	32.432	214.7
7	1'41.026 P	28.500	14.934	31.295	26.297	216.0
8	1'49.801	30.781	15.319	31.569	32.132	208.8
9	1'40.517 P	28.286	15.245	31.343	25.643	209.7
10	1'51.223	32.158	15.502	31.579	31.984	210.5
11	1'44.733	27.914	14.979	30.621	31.219	212.5
12	1'44.804	27.752	15.016	30.742	31.294	213.0
unfinished		27.866	15.218			211.7

Lap	Lap Time	T1	T2	T3	T4	Speed
15th	94	Guido PINI		Leopard Racing		ITA
		Runs=2	Total laps=12	Full laps=9	Valid laps=8	
1	2'37.403	31.231	15.214	31.657	31.709	209.7
2	1'45.386	28.179	15.095	30.847	31.265	212.1
3	1'45.396	28.024	15.005	30.930	31.437	212.5
4	1'45.431	28.030	15.016	30.932	31.453	212.5
5	1'48.501	29.059	15.437	31.193	32.812	201.1
6	1'46.884	27.927	15.014	30.880	33.063	211.7
7	1'45.101	27.974	14.947	30.815	31.365	211.7
8	1'41.163 P	28.101	15.540	31.489	26.033	198.8
9	1'49.906	31.962	15.135	31.083	31.726	211.3
10	1'44.856	27.918	15.000	30.686	31.252	212.5
11	1'45.301 *	27.853	14.944	30.711 *	31.793	211.3
12	1'44.890	27.885	14.943	30.743	31.319	212.1
16th	9	Veda PRATAMA		Honda Team Asia		INA
		Runs=2	Total laps=14	Full laps=11	Valid laps=11	
1	2'45.697	34.629	15.283	31.845	33.812	216.8
2	1'45.703	27.979	14.853	31.214	31.657	216.0
3	1'45.315	27.917	14.977	30.934	31.487	214.7
4	1'47.559	28.877	15.162	31.383	32.137	213.8
5	1'45.527	28.058	14.931	30.941	31.597	214.2
6	1'45.829	28.033	14.978	31.097	31.721	214.7
7	1'45.418	27.882	14.933	30.961	31.642	212.1
8	1'50.716 P	30.417	15.301	36.466	28.532	210.1
9	1'49.889	31.429	15.166	31.640	31.654	213.8
10	1'44.860	27.821	14.824	30.804	31.411	216.8
11	1'45.127	27.910	14.870	30.843	31.504	214.7
12	1'44.982	27.881	14.899	30.802	31.400	215.5
13	1'50.994	29.177	15.073	34.831	31.913	213.4
14	1'45.225	27.948	14.914	30.881	31.482	214.7
17th	13	Hakim DANISH		AEON Credit - MT Helm		MAL
		Runs=2	Total laps=14	Full laps=11	Valid laps=11	
1	2'45.148	35.270	15.216	31.873	34.162	214.2
2	1'46.501	28.538	14.989	31.384	31.590	216.0
3	1'45.668	28.142	14.878	31.134	31.514	216.0
4	1'50.015	29.298	15.245	33.531	31.941	210.1
5	1'45.617	28.019	15.026	31.161	31.411	215.1
6	1'45.507	28.087	14.943	31.032	31.445	214.7
7	1'45.965	28.107	14.872	31.231	31.755	215.5
8	1'44.263 P	28.490	15.306	32.760	27.707	204.9
9	1'48.970	30.546	15.147	31.691	31.586	213.0
10	1'44.887	27.859	14.803	30.955	31.270	217.3
11	1'44.922	27.850	15.006	30.851	31.215	209.3
12	1'44.903	28.013	14.872	30.928	31.090	215.5
13	1'51.245	27.966	14.843	36.388	32.048	212.1
14	1'45.188	27.930	14.877	31.205	31.176	214.2
18th	54	Jesus RIOS		Rivacold Snipers Team		SPA
		Runs=2	Total laps=12	Full laps=9	Valid laps=9	
1	2'18.990	32.005	15.793	32.074	32.446	203.3
2	1'47.305	28.523	15.277	31.352	32.153	209.3
3	1'46.278	28.115	15.083	31.113	31.967	210.1
4	1'46.087	28.013	15.126	31.021	31.927	210.1

Fastest Lap: Maximo QUILES SPA CFMOTO Gaviota Aspar Team **1'44.078** 27.534 14.914 30.533 31.097

These data/results cannot be reproduced, stored and/or transmitted in whole or in part by any manner of electronic, mechanical, photocopying, recording, broadcasting or otherwise now known or herein after developed without the previous express consent by the copyright owner, except for reproduction in daily press and regular printed publications on sale to the public within 60 days of the event related to those data/results and always provided that copyright symbol appears together as follows below.

© MotoGP Sports Entertainment Group, 2026

Official MotoGP Timing by  TISSOT

www.motogp.com

Jerez de la Frontera, Friday, April 24, 2026

Page 3 of 5

Practice

Moto3™

Lap	Lap Time	T1	T2	T3	T4	Speed
5	1'48.896	28.995	15.521	31.907	32.473	203.0
6	1'42.568 P	28.013	15.199	31.850	27.506	209.3
7	1'47.941	30.103	15.157	31.056	31.625	210.5
8	1'44.945	27.841	14.895	30.843	31.366	212.5
9	1'45.447	27.860	14.979	30.698	31.910	212.1
10	1'51.330	30.729	16.098	32.965	31.538	202.2
11	1'50.339	28.800	15.117	34.305	32.117	211.3
12	1'45.697	28.181	15.017	30.985	31.514	213.4

19th		6	Ryusei YAMANAKA	AEON Credit - MT Helm	JPN	
Runs=2	Total laps=14	Full laps=11	Valid laps=10			
1	2'50.466	31.362	16.106	32.283	32.048	206.8
2	1'46.650	28.303	15.159	31.369	31.819	214.7
3	1'46.441	28.145	15.186	31.277	31.833	213.4
4	1'47.614 *	28.035	15.038	31.163	33.378 *	215.1
5	1'50.176	28.222	15.223	32.367	34.364	213.8
6	1'47.405	28.083	15.208	31.582	32.532	212.1
7	1'40.953 P	28.168	15.111	31.167	26.507	214.7
8	1'55.973 *	32.058	15.388	35.228	33.299 *	213.0
9	1'50.741	28.081	14.942	32.563	35.155	215.5
10	1'45.454	28.006	14.878	30.877	31.693	216.8
11	1'45.119	27.853	14.903	30.869	31.494	216.8
12	1'45.145	27.764	14.784	31.008	31.589	218.1
13	1'49.003	28.077	15.079	33.321	32.526	212.5
14	1'46.065	28.061	15.069	31.116	31.819	212.1

20th		8	Eddie O'SHEA	GRYD - MLav Racing	GBR	
Runs=2	Total laps=13	Full laps=10	Valid laps=9			
1	2'41.449	31.736	15.348	32.193	32.535	213.8
2	1'46.786	28.289	15.078	31.667	31.752	216.0
3	1'46.293	28.100	15.093	31.355	31.745	213.8
4	1'51.209	29.827	15.233	34.004	32.145	210.9
5	1'46.229	27.986	15.070	31.436	31.737	215.1
6	1'45.787	27.970	15.148	31.100	31.569	213.4
7	1'48.013	28.292	15.170	32.753	31.798	213.4
8	1'45.506	27.901	14.914	31.053	31.638	216.0
9	1'47.058	28.233	15.205	31.559	32.061	211.3
10	1'42.692 P	28.420	15.329	31.887	27.056	210.1
11	1'50.636	31.272	15.586	31.607	32.171	204.5
12	1'47.065 *	28.669 *	15.274	31.231	31.891	208.8
13	1'45.138	27.789	14.950	30.978	31.421	213.0
unfinished		28.245	22.197			118.1

21st		66	Joel KELSO	GRYD - MLav Racing	AUS	
Runs=2	Total laps=15	Full laps=12	Valid laps=11			
1	2'40.982	31.408	15.435	32.135	32.374	210.9
2	1'46.810	28.340	15.248	31.328	31.894	211.3
3	1'46.470	28.224	15.202	31.196	31.848	208.0
4	1'58.752	35.589	15.341	33.022	34.800	213.0
5	1'46.419	28.067	15.063	31.224	32.065	214.7
6	1'51.875	33.344	15.275	31.322	31.934	212.5
7	1'46.145	27.990	14.995	31.266	31.894	215.5
8	1'45.411 P	29.245	15.459	32.268	28.439	208.0
9	1'50.468	31.191	15.567	31.524	32.186	205.3
10	1'46.987 *	28.666 *	15.244	31.226	31.851	210.1

Lap	Lap Time	T1	T2	T3	T4	Speed
11	1'45.153	27.881	14.998	30.837	31.437	211.7
12	1'49.097	30.079	15.439	31.050	32.529	206.8
13	1'48.736	27.866	16.427	32.923	31.520	164.8
14	1'50.350	27.898	14.981	34.801	32.670	211.3
15	1'45.266	27.816	14.952	30.844	31.654	213.0

22nd		14	Cormac BUCHANAN	CODE Motorsports	NZE	
Runs=2	Total laps=15	Full laps=12	Valid laps=11			
1	2'53.275	31.378	15.456	32.498	33.853	211.7
2	1'46.692	28.345	15.212	31.262	31.873	212.5
3	1'46.012	28.425	15.024	31.047	31.516	215.1
4	1'45.582	27.967	14.968	31.212	31.435	216.8
5	1'52.101	27.998	15.175	34.210	34.718	214.2
6	1'46.610	28.024	15.058	31.526	32.002	213.8
7	1'47.396	28.138	15.073	32.387	31.798	212.5
8	1'45.499 P	28.186	15.098	34.165	28.050	212.1
9	1'49.858	31.321	15.235	31.367	31.935	210.5
10	1'46.645 *	28.320 *	15.334	31.159	31.832	208.8
11	1'45.223	27.932	14.985	30.817	31.489	213.4
12	1'46.782	27.798	15.060	30.945	32.979	212.1
13	1'49.793	29.343	15.971	32.850	31.629	189.8
14	1'46.412	27.912	15.041	31.275	32.184	213.0
15	1'45.801	27.943	15.102	31.041	31.715	211.7

23rd		21	Ruche MOODLEY	CODE Motorsports	RSA	
Runs=2	Total laps=11	Full laps=8	Valid laps=8			
1	2'47.334	36.048	15.301	32.417	34.995	215.1
2	1'46.755	28.483	15.175	31.444	31.653	216.4
3	1'46.341	28.113	14.974	31.309	31.945	216.8
4	1'45.737	27.978	14.989	31.106	31.664	217.3
5	1'47.966	28.044	14.984	33.181	31.757	217.7
6	1'54.542	28.081	15.090	33.129	38.242	214.2
7	1'47.468	28.617	15.077	31.813	31.961	216.0
8	1'41.409 P	28.464	15.075	31.690	26.180	214.2
9	1'52.026	33.402	15.322	31.412	31.890	211.7
10	1'45.454	28.014	15.051	30.835	31.554	213.4
11	1'46.255	28.049	15.070	31.501	31.635	213.0

24th		10	Nicola CARRARO	Rivacold Snipers Team	ITA	
Runs=2	Total laps=16	Full laps=13	Valid laps=13			
1	2'41.259	37.976	15.310	33.606	32.528	213.0
2	1'46.808	28.387	15.072	31.597	31.752	214.2
3	1'46.769	28.258	15.199	31.451	31.861	213.4
4	1'49.640	29.677	15.156	32.748	32.059	211.3
5	1'48.673	28.326	15.071	31.870	33.406	214.2
6	1'46.600	28.359	15.212	31.434	31.595	214.7
7	1'47.210	28.487	15.112	31.857	31.754	213.4
8	1'46.250	28.132	15.142	31.328	31.648	212.1
9	1'49.180	30.572	15.166	31.614	31.828	213.0
10	1'41.902 P	28.289	15.155	31.768	26.690	213.4
11	1'50.202	30.300	15.297	32.650	31.955	206.8
12	1'45.675	27.988	14.985	31.099	31.603	214.2
13	1'49.512	30.547	15.004	32.278	31.683	214.7
14	1'50.006	28.224	15.063	32.385	34.334	213.8
15	1'47.442	28.409	15.270	31.757	32.006	210.1

Fastest Lap: Maximo QUILES SPA CFMOTO Gaviota Aspar Team **1'44.078** 27.534 14.914 30.533 31.097

These data/results cannot be reproduced, stored and/or transmitted in whole or in part by any manner of electronic, mechanical, photocopying, recording, broadcasting or otherwise now known or herein after developed without the previous express consent by the copyright owner, except for reproduction in daily press and regular printed publications on sale to the public within 60 days of the event related to those data/results and always provided that copyright symbol appears together as follows below.

© MotoGP Sports Entertainment Group, 2026

Official MotoGP Timing by TISSOT

www.motogp.com

Jerez de la Frontera, Friday, April 24, 2026

Page 4 of 5



Practice

Moto3™

Lap	Lap Time	T1	T2	T3	T4	Speed	Lap	Lap Time	T1	T2	T3	T4	Speed
-----	----------	----	----	----	----	-------	-----	----------	----	----	----	----	-------

16	1'47.560	28.398	15.458	31.537	32.167	210.1
----	-----------------	--------	--------	--------	--------	-------

25th	32	Zen MITANI		Honda Team Asia		JPN
		Runs=2	Total laps=13	Full laps=10	Valid laps=10	
1	2'41.908	36.660	15.262	33.219	33.322	213.8
2	1'47.392	28.584	15.322	31.514	31.972	213.4
3	1'46.295	28.201	15.036	31.331	31.727	216.4
4	1'48.536	28.371	14.957	31.447	33.761	215.5
5	1'48.098	28.429	14.988	32.485	32.196	213.8
6	1'46.174	28.237	15.031	31.241	31.665	214.2
7	1'41.545 P	28.357	15.004	31.429	26.755	215.1
8	1'50.976	31.746	15.308	31.749	32.173	211.3
9	1'46.133	28.179	14.994	31.127	31.833	213.4
10	1'45.721	27.986	14.951	31.082	31.702	216.4
11	1'47.109	28.214	15.175	31.705	32.015	210.5
12	1'45.983	28.075	14.925	31.293	31.690	214.7
13	1'46.285	28.161	14.959	31.240	31.925	214.2

26th	5	Leo RAMMERSTORFER		SIC58 Squadra Corse		AUT
		Runs=2	Total laps=14	Full laps=11	Valid laps=11	
1	2'43.994	32.812	15.509	32.408	32.904	210.9
2	1'46.903	28.451	15.184	31.406	31.862	215.1
3	1'46.850	28.400	15.084	31.585	31.781	214.7
4	1'47.041	28.318	15.047	31.471	32.205	214.2
5	1'46.355	28.138	15.011	31.522	31.684	215.5
6	1'46.545	28.151	15.189	31.285	31.920	210.5
7	1'50.676	31.553	15.273	31.803	32.047	210.9
8	1'43.890 P	28.305	15.093	31.912	28.580	210.9
9	1'50.603	31.523	15.270	31.867	31.943	214.2
10	1'46.850	28.370	15.202	31.462	31.816	210.5
11	1'46.621	28.244	15.160	31.343	31.874	210.5
12	1'46.478	28.334	15.058	31.313	31.773	215.1
13	1'46.085	28.084	15.027	31.311	31.663	213.0
14	1'46.659	28.105	15.279	31.324	31.951	208.8

Fastest Lap: Maximo QUILES	SPA	CFMOTO Gaviota Aspar Team	1'44.078	27.534	14.914	30.533	31.097
-----------------------------------	-----	---------------------------	-----------------	--------	--------	--------	--------

These data/results cannot be reproduced, stored and/or transmitted in whole or in part by any manner of electronic, mechanical, photocopying, recording, broadcasting or otherwise now known or herein after developed without the previous express consent by the copyright owner, except for reproduction in daily press and regular printed publications on sale to the public within 60 days of the event related to those data/results and always provided that copyright symbol appears together as follows below.

© MotoGP Sports Entertainment Group, 2026

Official MotoGP Timing by  TISSOT

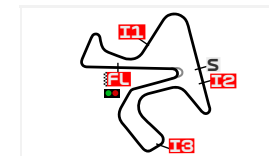
www.motogp.com

Jerez de la Frontera, Friday, April 24, 2026

Page 5 of 5

BEST PARTIAL TIMES

ESTRELLA GALICIA O,O GRAND PRIX OF SPAIN PRACTICE



Circuito de Jerez - Ángel Nieto 4423 m.

IT Ideal Lap Time, sum of the best partial times

BT Best Lap Time

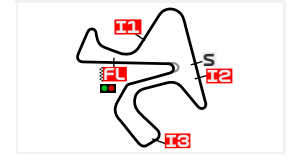
Pos	T1		T2		T3		T4		Pos	Rider	IT	BT	
	Rider	Time	Rider	Time	Rider	Time	Rider	Time					
1	M.QUILES	27.534	D.ALMANSA	14.766	M.QUILES	30.533	H.DANISH	31.090	1	M.QUILES	1'43.988	1'44.078	(1)
2	D.MUÑOZ	27.551	R.YAMANAKA	14.784	D.MUÑOZ	30.543	M.QUILES	31.097	2	D.MUÑOZ	1'44.104	1'44.119	(2)
3	M.BERTELLE	27.622	A.CARPE	14.785	M.BERTELLE	30.559	D.MUÑOZ	31.171	3	V.PERRONE	1'44.300	1'44.325	(3)
4	A.CARPE	27.633	C.O'GORMAN	14.786	B.URIARTE	30.562	M.MORELLI	31.194	4	A.FERNANDEZ	1'44.302	1'44.483	(6)
5	A.FERNANDEZ	27.640	J.ESTEBAN	14.791	V.PERRONE	30.590	A.CRUCES	31.196	5	B.URIARTE	1'44.307	1'44.504	(7)
6	B.URIARTE	27.655	H.DANISH	14.803	S.OGDEN	30.621	V.PERRONE	31.209	6	M.BERTELLE	1'44.352	1'44.403	(4)
7	M.MORELLI	27.660	B.URIARTE	14.804	A.FERNANDEZ	30.628	S.OGDEN	31.219	7	S.OGDEN	1'44.397	1'44.733	(14)
8	V.PERRONE	27.673	S.OGDEN	14.805	G.PINI	30.686	A.FERNANDEZ	31.224	8	M.MORELLI	1'44.409	1'44.628	(10)
9	J.ESTEBAN	27.673	A.FERNANDEZ	14.810	C.O'GORMAN	30.689	G.PINI	31.252	9	D.ALMANSA	1'44.446	1'44.457	(5)
10	D.ALMANSA	27.715	A.CRUCES	14.821	D.ALMANSA	30.690	M.BERTELLE	31.272	10	A.CRUCES	1'44.450	1'44.544	(8)
11	A.CRUCES	27.730	V.PRATAMA	14.824	R.SALMELA	30.691	D.ALMANSA	31.275	11	C.O'GORMAN	1'44.559	1'44.646	(11)
12	R.SALMELA	27.733	M.QUILES	14.824	J.RIOS	30.698	B.URIARTE	31.286	12	J.ESTEBAN	1'44.582	1'44.701	(13)
13	C.O'GORMAN	27.738	V.PERRONE	14.828	A.CRUCES	30.703	A.CARPE	31.294	13	A.CARPE	1'44.587	1'44.587	(9)
14	S.OGDEN	27.752	D.MUÑOZ	14.839	M.MORELLI	30.715	C.O'GORMAN	31.346	14	H.DANISH	1'44.594	1'44.887	(17)
15	R.YAMANAKA	27.764	M.MORELLI	14.840	J.ESTEBAN	30.759	J.ESTEBAN	31.359	15	R.SALMELA	1'44.670	1'44.670	(12)
16	E.O'SHEA	27.789	R.SALMELA	14.858	V.PRATAMA	30.802	J.RIOS	31.366	16	G.PINI	1'44.734	1'44.856	(15)
17	C.BUCHANAN	27.798	J.RIOS	14.895	C.BUCHANAN	30.817	R.SALMELA	31.388	17	J.RIOS	1'44.800	1'44.945	(18)
18	J.KELSO	27.816	M.BERTELLE	14.899	R.MOODLEY	30.835	V.PRATAMA	31.400	18	V.PRATAMA	1'44.847	1'44.860	(16)
19	V.PRATAMA	27.821	E.O'SHEA	14.914	J.KELSO	30.837	E.O'SHEA	31.421	19	R.YAMANAKA	1'44.911	1'45.119	(19)
20	J.RIOS	27.841	Z.MITANI	14.925	H.DANISH	30.851	C.BUCHANAN	31.435	20	C.BUCHANAN	1'45.018	1'45.223	(22)
21	H.DANISH	27.850	G.PINI	14.943	R.YAMANAKA	30.869	J.KELSO	31.437	21	J.KELSO	1'45.042	1'45.153	(21)
22	G.PINI	27.853	J.KELSO	14.952	A.CARPE	30.875	R.YAMANAKA	31.494	22	E.O'SHEA	1'45.102	1'45.138	(20)
23	R.MOODLEY	27.978	C.BUCHANAN	14.968	E.O'SHEA	30.978	R.MOODLEY	31.554	23	R.MOODLEY	1'45.341	1'45.454	(23)
24	Z.MITANI	27.986	R.MOODLEY	14.974	Z.MITANI	31.082	N.CARRARO	31.595	24	Z.MITANI	1'45.658	1'45.721	(25)
25	N.CARRARO	27.988	N.CARRARO	14.985	N.CARRARO	31.099	L.RAMMERSTOR	31.663	25	N.CARRARO	1'45.667	1'45.675	(24)

These data/results cannot be reproduced, stored and/or transmitted in whole or in part by any manner of electronic, mechanical, photocopying, recording, broadcasting or otherwise now known or herein after developed without the previous express consent by the copyright owner, except for reproduction in daily press and regular printed publications on sale to the public within 60 days of the event related to those data/results and always provided that copyright symbol appears together as follows below.

© MotoGP Sports Entertainment Group, 2026

BEST PARTIAL TIMES

ESTRELLA GALICIA O,O GRAND PRIX OF SPAIN
PRACTICE



Circuito de Jerez - Ángel Nieto 4423 m.

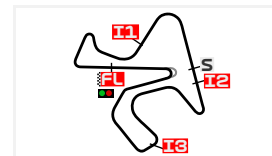
IT Ideal Lap Time, sum of the best partial times

BT Best Lap Time

Pos	T1		T2		T3		T4		Pos	Rider	IT	BT
	Rider	Time	Rider	Time	Rider	Time	Rider	Time				
26	L.RAMMERSTOR	28.084	L.RAMMERSTOR	15.011	L.RAMMERSTOR	31.285	Z.MITANI	31.665	26	L.RAMMERSTORFER	1'46.043	1'46.085 (26)

These data/results cannot be reproduced, stored and/or transmitted in whole or in part by any manner of electronic, mechanical, photocopying, recording, broadcasting or otherwise now known or herein after developed without the previous express consent by the copyright owner, except for reproduction in daily press and regular printed publications on sale to the public within 60 days of the event related to those data/results and always provided that copyright symbol appears together as follows below.

© MotoGP Sports Entertainment Group, 2026



Circuito de Jerez - Ángel Nieto 4423 m.

FASTEST LAPS SEQUENCE

ESTRELLA GALICIA O,O GRAND PRIX OF SPAIN PRACTICE

Practice Time	#	Rider	Nation	Motorcycle	Time	Km/h	Rider's Lap
4'06.295	54	Jesus RIOS	SPA	HONDA	1'47.305	148.3	2
4'22.789	94	Guido PINI	ITA	HONDA	1'45.386	151.0	2
4'29.842	73	Valentin PERRONE	ARG	KTM	1'45.266	151.2	2
4'31.817	31	Adrian FERNANDEZ	SPA	HONDA	1'45.156	151.4	2
4'45.519	28	Maximo QUILES	SPA	KTM	1'44.663	152.1	2
6'29.849	28	Maximo QUILES	SPA	KTM	1'44.330	152.6	3
30'17.161	73	Valentin PERRONE	ARG	KTM	1'44.325	152.6	12
32'13.431	64	David MUÑOZ	SPA	KTM	1'44.119	152.9	11
36'30.184	28	Maximo QUILES	SPA	KTM	1'44.078	152.9	15

These data/results cannot be reproduced, stored and/or transmitted in whole or in part by any manner of electronic, mechanical, photocopying, recording, broadcasting or otherwise now known or herein after developed without the previous express consent by the copyright owner, except for reproduction in daily press and regular printed publications on sale to the public within 60 days of the event related to those data/results and always provided that copyright symbol appears together as follows below.

© MotoGP Sports Entertainment Group, 2026

Official MotoGP Timing by www.motogp.com

Jerez de la Frontera, Friday, April 24, 2026