

Circuito de Jerez - Ángel Nieto 4423 m.

CLASSIFICATION

ESTRELLA GALICIA O,O GRAND PRIX OF SPAIN FREE PRACTICE NR. 2

#	Rider	Nation	Team	Motorcycle	Time	Lap Total	Gap	T. Speed
1	28 Maximo QUILES	SPA	CFMOTO Gaviota Aspar Team	KTM	1'56.098	6 6		210.5
2	51 Brian URIARTE	SPA	Red Bull KTM Ajo	KTM	1'56.517	12 13	0.419 0.419	209.7
3	78 Joel ESTEBAN	SPA	LEVEL UP - MTA	KTM	1'56.731	4 4	0.633 0.214	209.7
4	18 Matteo BERTELLE	ITA	LEVEL UP - MTA	KTM	1'56.849	5 7	0.751 0.118	209.3
5	14 Cormac BUCHANAN	NZE	CODE Motorsports	KTM	1'56.943	10 13	0.845 0.094	209.3
6	94 Guido PINI	ITA	Leopard Racing	HONDA	1'56.981	8 12	0.883 0.038	207.2
7	13 Hakim DANISH	MAL	AEON Credit - MT Helmets - MSI	KTM	1'57.352	11 12	1.254 0.371	209.3
8	64 David MUÑOZ	SPA	Liqui Moly Dynavolt Intact GP	KTM	1'57.385	3 3	1.287 0.033	209.3
9	19 Scott OGDEN	GBR	CIP Green Power	KTM	1'57.753	12 12	1.655 0.368	208.4
10	97 Marco MORELLI	ARG	CFMOTO Gaviota Aspar Team	KTM	1'57.884	12 15	1.786 0.131	207.6
11	9 Veda PRATAMA	INA	Honda Team Asia	HONDA	1'58.113	12 15	2.015 0.229	210.1
12	11 Adrian CRUCES	SPA	CIP Green Power	KTM	1'58.150	13 14	2.052 0.037	207.6
13	27 Rico SALMELA	FIN	Red Bull KTM Tech3	KTM	1'58.165	13 13	2.067 0.015	208.0
14	31 Adrian FERNANDEZ	SPA	Leopard Racing	HONDA	1'58.209	10 12	2.111 0.044	209.7
15	83 Alvaro CARPE	SPA	Red Bull KTM Ajo	KTM	1'58.422	6 10	2.324 0.213	207.2
16	21 Ruche MOODLEY	RSA	CODE Motorsports	KTM	1'58.895	13 13	2.797 0.473	208.8
17	67 Casey O'GORMAN	IRL	SIC58 Squadra Corse	HONDA	1'58.996	7 10	2.898 0.101	207.2
18	8 Eddie O'SHEA	GBR	GRYD - MLav Racing	HONDA	1'59.074	11 11	2.976 0.078	208.0
19	73 Valentin PERRONE	ARG	Red Bull KTM Tech3	KTM	1'59.302	6 6	3.204 0.228	209.3
20	54 Jesus RIOS	SPA	Rivacold Snipers Team	HONDA	1'59.520	13 13	3.422 0.218	205.7
21	5 Leo RAMMERSTORFER	AUT	SIC58 Squadra Corse	HONDA	1'59.806	13 13	3.708 0.286	207.2
22	22 David ALMANSA	SPA	Liqui Moly Dynavolt Intact GP	KTM	1'59.857	6 9	3.759 0.051	207.6
23	10 Nicola CARRARO	ITA	Rivacold Snipers Team	HONDA	1'59.999	11 12	3.901 0.142	207.6
24	6 Ryusei YAMANAKA	JPN	AEON Credit - MT Helmets - MSI	KTM	2'00.572	12 15	4.474 0.573	207.6
25	66 Joel KELSO	AUS	GRYD - MLav Racing	HONDA	2'00.928	7 7	4.830 0.356	206.8
26	32 Zen MITANI	JPN	Honda Team Asia	HONDA	2'01.460	11 14	5.362 0.532	204.9

Practice condition: **Dry**

Air: 16°

Humidity: 92%

Ground: 17°

Fastest Lap:	Lap: 6	Maximo QUILES	1'56.098	137.1 Km/h
Best Race Lap:	2025	Jose Antonio RUEDA	1'44.352	152.5 Km/h
All-Time Lap Record:	2024	David ALONSO	1'43.710	153.5 Km/h

The results are provisional until the end of the limit for protest and appeals.

Time limit for protest expires 60' after publication of the results - Time: **09:26**

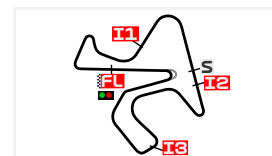
These data/results cannot be reproduced, stored and/or transmitted in whole or in part by any manner of electronic, mechanical, photocopying, recording, broadcasting or otherwise now known or herein after developed without the previous express consent by the copyright owner, except for reproduction in daily press and regular printed publications on sale to the public within 60 days of the event related to those data/results and always provided that copyright symbol appears together as follows below.

© MotoGP Sports Entertainment Group, 2026

Official MotoGP Timing by

www.motogp.com

Jerez de la Frontera, Saturday, April 25, 2026



Circuito de Jerez - Ángel Nieto 4423 m.

COMBINED PRACTICE TIMES

ESTRELLA GALICIA 0,0 GRAND PRIX OF SPAIN

FREE PRACTICE NR. 2

#	Rider	Nation	Team	Motorcycle	FP1	FP2	Gap
1	28 M.QUILES	SPA	CFMOTO Gaviota Aspar Team	KTM	1'44.833	15	1'56.098 6
2	18 M.BERTELLE	ITA	LEVEL UP - MTA	KTM	1'45.228	15	1'56.849 5 0.395 0.395
3	97 M.MORELLI	ARG	CFMOTO Gaviota Aspar Team	KTM	1'45.316	16	1'57.884 12 0.483 0.088
4	78 J.ESTEBAN	SPA	LEVEL UP - MTA	KTM	1'45.342	14	1'56.731 4 0.509 0.026
5	83 A.CARPE	SPA	Red Bull KTM Ajo	KTM	1'45.370	15	1'58.422 6 0.537 0.028
6	22 D.ALMANSA	SPA	Liqui Moly Dynavolt Intact GP	KTM	1'45.438	16	1'59.857 6 0.605 0.068
7	66 J.KELSO	AUS	GRYD - MLaV Racing	HONDA	1'45.487	15	2'00.928 7 0.654 0.049
8	94 G.PINI	ITA	Leopard Racing	HONDA	1'45.545	16	1'56.981 8 0.712 0.058
9	51 B.URIARTE	SPA	Red Bull KTM Ajo	KTM	1'45.547	14	1'56.517 12 0.714 0.002
10	31 A.FERNANDEZ	SPA	Leopard Racing	HONDA	1'45.646	15	1'58.209 10 0.813 0.099
11	64 D.MUÑOZ	SPA	Liqui Moly Dynavolt Intact GP	KTM	1'45.744	12	1'57.385 3 0.911 0.098
12	19 S.OGDEN	GBR	CIP Green Power	KTM	1'45.837	15	1'57.753 12 1.004 0.093
13	54 J.RIOS	SPA	Rivacold Snipers Team	HONDA	1'45.838	15	1'59.520 13 1.005 0.001
14	6 R.YAMANAKA	JPN	AEON Credit - MT Helmets - MSI	KTM	1'45.863	16	2'00.572 12 1.030 0.025
15	27 R.SALMELA	FIN	Red Bull KTM Tech3	KTM	1'45.877	14	1'58.165 13 1.044 0.014
16	21 R.MOODLEY	RSA	CODE Motorsports	KTM	1'46.079	15	1'58.895 13 1.246 0.202
17	8 E.O'SHEA	GBR	GRYD - MLaV Racing	HONDA	1'46.306	15	1'59.074 11 1.473 0.227
18	73 V.PERRONE	ARG	Red Bull KTM Tech3	KTM	1'46.313	11	1'59.302 6 1.480 0.007
19	14 C.BUCHANAN	NZE	CODE Motorsports	KTM	1'46.316	13	1'56.943 10 1.483 0.003
20	11 A.CRUCES	SPA	CIP Green Power	KTM	1'46.352	13	1'58.150 13 1.519 0.036
21	13 H.DANISH	MAL	AEON Credit - MT Helmets - MSI	KTM	1'46.391	10	1'57.352 11 1.558 0.039
22	67 C.O'GORMAN	IRL	SIC58 Squadra Corse	HONDA	1'46.458	13	1'58.996 7 1.625 0.067
23	5 L.RAMMERSTORFE	AUT	SIC58 Squadra Corse	HONDA	1'46.515	17	1'59.806 13 1.682 0.057
24	9 V.PRATAMA	INA	Honda Team Asia	HONDA	1'46.808	11	1'58.113 12 1.975 0.293
25	10 N.CARRARO	ITA	Rivacold Snipers Team	HONDA	1'47.316	15	1'59.999 11 2.483 0.508
26	32 Z.MITANI	JPN	Honda Team Asia	HONDA	1'47.757	15	2'01.460 11 2.924 0.441

Pole Position Record:	2025	Jose Antonio RUEDA	1'43.755	153.4 Km/h
Best Race Lap:	2025	Jose Antonio RUEDA	1'44.352	152.5 Km/h
All Time Lap Record:	2024	David ALONSO	1'43.710	153.5 Km/h

The results are provisional until the end of the limit for protest and appeals.

Time limit for protest expires 60' after publication of the results - **Miguel A. RODRIGUEZ** Time: **09:26**

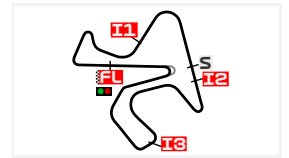
These data/results cannot be reproduced, stored and/or transmitted in whole or in part by any manner of electronic, mechanical, photocopying, recording, broadcasting or otherwise now known or herein after developed without the previous express consent by the copyright owner, except for reproduction in daily press and regular printed publications on sale to the public within 60 days of the event related to those data/results and always provided that copyright symbol appears together as follows below.

© MotoGP Sports Entertainment Group, 2026

Official MotoGP Timing by

www.motogp.com

Jerez de la Frontera, Saturday, April 25, 2026



Circuito de Jerez - Ángel Nieto 4423 m.

TOP SPEED & AVERAGE

ESTRELLA GALICIA 0,0 GRAND PRIX OF SPAIN FREE PRACTICE NR. 2

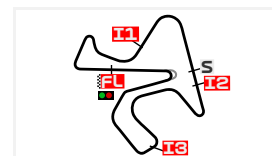
#	Rider	Nation	Motorcycle	Top 5 speeds					Average	Top
28	Maximo QUILES	SPA	KTM	210.5	210.5	209.7	208.8	208.8	209.7	210.5
9	Veda PRATAMA	INA	HONDA	210.1	210.1	208.8	208.4	208.4	209.0	210.1
31	Adrian FERNANDEZ	SPA	HONDA	209.7	209.3	209.3	208.8	208.4	209.0	209.7
51	Brian URIARTE	SPA	KTM	209.7	209.7	209.3	209.3	208.4	209.3	209.7
78	Joel ESTEBAN	SPA	KTM	209.7	208.8	208.8	203.7		207.8	209.7
13	Hakim DANISH	MAL	KTM	209.3	209.3	208.4	208.0	208.0	208.6	209.3
14	Cormac BUCHANAN	NZE	KTM	209.3	207.6	207.6	207.2	207.2	207.7	209.3
18	Matteo BERTELLE	ITA	KTM	209.3	208.0	207.6	206.8	206.5	207.6	209.3
64	David MUÑOZ	SPA	KTM	209.3	209.3	207.6			208.7	209.3
73	Valentin PERRONE	ARG	KTM	209.3	207.2	206.8	206.1	206.1	207.1	209.3
21	Ruche MOODLEY	RSA	KTM	208.8	208.4	208.4	208.4	208.4	208.5	208.8
19	Scott OGDEN	GBR	KTM	208.4	208.4	208.4	208.0	208.0	208.2	208.4
8	Eddie O'SHEA	GBR	HONDA	208.0	207.2	206.5	206.5	206.1	206.7	208.0
27	Rico SALMELA	FIN	KTM	208.0	207.6	207.6	206.8	206.8	207.4	208.0
6	Ryusei YAMANAKA	JPN	KTM	207.6	207.6	207.2	207.2	206.8	207.1	207.6
10	Nicola CARRARO	ITA	HONDA	207.6	207.2	205.7	204.9	204.5	205.7	207.6
11	Adrian CRUCES	SPA	KTM	207.6	207.2	207.2	207.2	206.8	207.2	207.6
22	David ALMANSA	SPA	KTM	207.6	206.8	206.8	206.8	205.7	206.7	207.6
97	Marco MORELLI	ARG	KTM	207.6	207.6	207.2	207.2	206.8	207.2	207.6
5	Leo RAMMERSTORFER	AUT	HONDA	207.2	206.1	206.1	206.1	205.7	206.2	207.2
67	Casey O'GORMAN	IRL	HONDA	207.2	206.8	206.5	206.1	206.1	206.5	207.2
83	Alvaro CARPE	SPA	KTM	207.2	206.8	206.5	206.5	206.1	206.6	207.2
94	Guido PINI	ITA	HONDA	207.2	206.8	206.5	206.1	205.7	206.3	207.2
66	Joel KELSO	AUS	HONDA	206.8	206.8	206.1	205.7	202.6	205.6	206.8
54	Jesus RIOS	SPA	HONDA	205.7	205.7	204.9	204.9	204.5	205.0	205.7
32	Zen MITANI	JPN	HONDA	204.9	204.1	204.1	203.7	203.7	204.0	204.9

These data/results cannot be reproduced, stored and/or transmitted in whole or in part by any manner of electronic, mechanical, photocopying, recording, broadcasting or otherwise now known or herein after developed without the previous express consent by the copyright owner, except for reproduction in daily press and regular printed publications on sale to the public within 60 days of the event related to those data/results and always provided that copyright symbol appears together as follows below.

© MotoGP Sports Entertainment Group, 2026

Official MotoGP Timing by www.motogp.com

Jerez de la Frontera, Saturday, April 25, 2026



Circuito de Jerez - Ángel Nieto 4423 m.

CHRONOLOGICAL ANALYSIS OF PERFORMANCES

ESTRELLA GALICIA 0,0 GRAND PRIX OF SPAIN

FREE PRACTICE NR. 2

* Lap / Sector time cancelled
P Crossing the finish line in pit lane

T1 Time from finish line to 1st intermediate
T2 Time from 1st intermed. to 2nd intermed.

T3 Time from 2nd intermed. to 3rd intermed.
T4 Time from 3rd intermediate to finish line

Lap	Lap Time	T1	T2	T3	T4	Speed	Lap	Lap Time	T1	T2	T3	T4	Speed
1st 28 Maximo QUILES CFMOTO Gaviota Aspar SPA Runs=1 Total laps=6 Full laps=5 Valid laps=5							5th 14 Cormac BUCHANAN CODE Motorsports NZE Runs=1 Total laps=13 Full laps=12 Valid laps=12						
1	1'24.5.714	34.482	17.125	35.381	36.058	204.9	1	6'30.207	39.502	17.900	38.403	37.565	200.0
2	1'58.612	31.616	16.556	35.274	35.166	207.6	2	2'01.937	33.334	16.849	35.951	35.803	203.7
3	1'57.031	30.896	16.362	34.889	34.884	208.8	3	1'58.778	31.724	16.407	35.283	35.364	206.5
4	1'56.569	30.900	16.266	34.547	34.856	208.8	4	1'58.181	31.411	16.583	35.193	34.994	204.9
5	1'56.278	30.795	16.115	34.736	34.632	210.5	5	1'57.735	31.171	16.417	35.043	35.104	206.5
6	1'56.098	30.673	16.108	34.602	34.715	210.5	6	2'00.712	31.218	16.630	36.469	36.395	207.6
	PIT	31.309	16.227	34.935	29.271	209.7	7	2'00.974	31.349	16.622	36.829	36.174	207.6
2nd 51 Brian URIARTE Red Bull KTM Ajo SPA Runs=2 Total laps=13 Full laps=10 Valid laps=9							8 1'57.936 31.031 16.573 35.331 35.001 204.1						
1	3'31.918	36.992	17.337	37.866	37.752	204.9	9	2'00.991	31.012	16.306	37.875	35.798	207.2
2	2'00.471	32.553	16.533	36.085	35.300	208.4	10	1'56.943	31.008	16.312	34.805	34.818	207.2
3	1'58.554	31.658	16.424	35.454	35.018	209.3	11	2'08.734	36.211	17.670	38.878	35.975	188.4
4	1'58.293	31.573	16.434	35.330	34.956	208.0	12	1'57.021	30.982	16.312	34.681	35.046	209.3
5	1'58.032	31.571	16.463	35.180	34.818	206.5	13	1'57.166	31.062	16.370	34.904	34.830	207.2
6	1'58.041	31.448	16.486	35.115	34.992	206.1	6th 94 Guido PINI Leopard Racing ITA Runs=2 Total laps=12 Full laps=9 Valid laps=9						
7	1'57.289	31.091	16.364	35.106	34.728	209.7	1	4'59.911	36.133	17.228	37.322	36.452	202.6
8	1'57.040	31.045	16.425	34.783	34.787	206.1	2	2'00.622	32.503	16.692	35.428	35.999	205.7
9	1'56.994 *	31.107	16.332	34.853	34.702 *	208.0	3	1'58.872	31.776	16.422	35.211	35.463	206.1
10	1'52.635 P	30.981	16.274	35.788	29.592	207.6	4	1'58.706	31.486	16.469	35.255	35.496	205.3
11	2'03.054	35.787	16.562	35.417	35.288	207.2	5	1'57.856	31.314	16.505	35.093	34.944	205.3
12	1'56.517	30.994	16.280	34.661	34.582	209.3	6	1'58.179	31.432	16.483	35.127	35.137	205.7
13	1'58.479	30.901	16.197	35.625	35.756	209.7	7	1'57.833	31.379	16.489	34.929	35.036	203.7
3rd 78 Joel ESTEBAN LEVEL UP - MTA SPA Runs=1 Total laps=4 Full laps=3 Valid laps=3							8 1'56.981 31.065 16.287 34.797 34.832 206.8						
1	25'27.408	37.655	17.714	38.666	36.719	203.7	9	1'57.100	30.950	16.371	34.883	34.896	206.5
2	1'59.261	31.970	16.450	35.325	35.516	208.8	10	1'57.150	31.075	16.324	34.762	34.989	207.2
3	1'57.410	31.334	16.197	34.995	34.884	209.7	11	1'55.419 P	32.103	16.935	36.396	29.985	193.5
4	1'56.731	30.937	16.216	34.872	34.706	208.8	12	2'04.296	35.518	17.190	35.919	35.669	201.1
4th 18 Matteo BERTELLE LEVEL UP - MTA ITA Runs=1 Total laps=7 Full laps=6 Valid laps=6							7th 13 Hakim DANISH AEON Credit - MT Helm MAL Runs=2 Total laps=12 Full laps=9 Valid laps=9						
1	19'00.649	37.179	17.183	36.865	36.479	204.9	1	4'53.083	37.490	17.193	38.593	37.554	203.0
2	1'59.598	32.101	16.708	35.386	35.403	206.5	2	2'03.802	33.590	16.945	36.958	36.309	204.9
3	1'58.219	31.531	16.539	35.151	34.998	206.8	3	2'00.991	32.452	16.563	36.121	35.855	206.5
4	1'57.244	31.153	16.358	34.792	34.941	207.6	4	2'00.295	31.989	16.626	36.009	35.671	204.5
5	1'56.849	30.997	16.305	34.837	34.710	208.0	5	1'59.193	31.987	16.414	35.503	35.289	207.2
6	2'01.366	31.933	17.006	37.084	35.343	199.6	6	1'58.457	31.617	16.297	35.356	35.187	207.6
7	1'59.010	31.719	16.402	35.374	35.515	209.3	7	1'58.059	31.377	16.328	35.326	35.028	207.6
							8 1'52.315 P 31.186 16.243 35.461 29.425 208.4						
							9 2'01.546 34.545 16.402 35.317 35.282 208.0						
							10 1'57.783 31.123 16.127 35.500 35.033 209.3						

Fastest Lap: Maximo QUILES SPA CFMOTO Gaviota Aspar Team **1'56.098** 30.673 16.108 34.602 34.715

These data/results cannot be reproduced, stored and/or transmitted in whole or in part by any manner of electronic, mechanical, photocopying, recording, broadcasting or otherwise now known or herein after developed without the previous express consent by the copyright owner, except for reproduction in daily press and regular printed publications on sale to the public within 60 days of the event related to those data/results and always provided that copyright symbol appears together as follows below.

© MotoGP Sports Entertainment Group, 2026

Official MotoGP Timing by

www.motogp.com

Jerez de la Frontera, Saturday, April 25, 2026

Page 1 of 4

Free Practice Nr. 2

Moto3™

Lap	Lap Time	T1	T2	T3	T4	Speed
11	1'57.352	31.128	16.261	34.980	34.983	209.3
12	1'58.568	31.411	16.366	35.467	35.324	208.0

8th 64 **David MUÑOZ** Liqui Moly Dynavolt Int SPA
Runs=1 Total laps=3 Full laps=2 Valid laps=2

1	26'57.833	39.771	16.887	36.671	36.437	207.6
2	2'00.130	32.094	16.334	36.421	35.281	209.3
3	1'57.385	31.088	16.252	35.158	34.887	209.3

9th 19 **Scott OGDEN** CIP Green Power GBR
Runs=2 Total laps=12 Full laps=9 Valid laps=9

1	5'29.181	38.096	18.002	38.921	37.896	200.7
2	1'58.977 P	33.250	16.993	37.696	31.038	205.3
3	2'05.650	35.292	17.094	36.919	36.345	204.9
4	2'00.913	32.322	16.699	36.025	35.867	206.5
5	2'00.057	31.800	16.499	35.766	35.992	207.6
6	1'59.461	31.623	16.394	35.609	35.835	207.6
7	1'58.787	31.415	16.450	35.327	35.595	208.0
8	1'58.505	31.414	16.450	35.261	35.380	208.0
9	1'58.229	31.196	16.291	35.362	35.380	208.4
10	2'01.657	31.129	16.360	38.316	35.852	208.4
11	1'58.798	31.518	16.357	35.608	35.315	208.4
12	1'57.753	31.200	16.314	35.053	35.186	207.6

10th 97 **Marco MORELLI** CFMOTO Gaviota Aspar ARG
Runs=1 Total laps=15 Full laps=14 Valid laps=14

1	3'17.870	38.442	17.884	39.201	38.042	202.2
2	2'05.295	33.683	17.228	37.437	36.947	203.7
3	2'03.396	32.816	17.045	36.878	36.657	205.7
4	2'01.953	32.447	16.912	36.311	36.283	204.9
5	2'01.107	32.386	16.963	36.000	35.758	206.1
6	2'00.544	32.115	16.840	35.909	35.680	205.7
7	2'00.115	31.921	16.789	35.702	35.703	206.1
8	1'59.601	31.843	16.749	35.647	35.362	206.5
9	1'59.131	31.591	16.666	35.521	35.353	206.8
10	1'58.761	31.442	16.647	35.424	35.248	206.5
11	1'58.579	31.290	16.477	35.315	35.497	206.8
12	1'57.884	31.148	16.460	35.219	35.057	207.6
13	1'59.041	32.163	16.566	35.181	35.131	207.6
14	1'58.989	31.426	16.681	35.427	35.455	207.2
15	1'58.420	31.355	16.626	35.188	35.251	207.2

11th 9 **Veda PRATAMA** Honda Team Asia INA
Runs=1 Total laps=15 Full laps=14 Valid laps=14

1	3'27.183	39.449	17.823	39.480	38.421	203.3
2	2'05.140	33.599	17.120	37.325	37.096	206.8
3	2'02.107	32.724	16.827	36.499	36.057	208.0
4	2'01.380	31.922	16.527	36.526	36.405	210.1
5	2'00.677	32.165	16.685	36.065	35.762	208.4
6	2'00.257	32.076	16.593	35.890	35.698	207.2
7	1'59.813	31.648	16.641	36.031	35.493	205.3
8	1'59.394	31.753	16.543	35.582	35.516	208.0
9	1'59.074	31.641	16.439	35.497	35.497	208.0
10	1'58.959	31.721	16.488	35.335	35.415	208.4
11	1'58.647	31.494	16.477	35.318	35.358	210.1

Lap	Lap Time	T1	T2	T3	T4	Speed
12	1'58.113	31.363	16.457	34.993	35.300	207.6
13	1'58.136	31.477	16.397	35.004	35.258	208.0
14	1'58.353	31.390	16.471	35.272	35.220	208.4
15	1'58.164	31.352	16.407	35.085	35.320	208.8

12th 11 **Adrian CRUCES** CIP Green Power SPA
Runs=1 Total laps=14 Full laps=13 Valid laps=13

1	4'04.282	37.664	17.695	38.151	38.611	203.3
2	2'04.654	33.532	17.371	36.959	36.792	201.8
3	2'02.325	32.789	16.927	36.297	36.312	204.1
4	2'01.287	32.273	16.840	36.207	35.967	204.9
5	2'00.614	31.973	16.787	35.871	35.983	204.1
6	1'59.684	31.798	16.622	35.727	35.537	206.5
7	1'59.364	31.653	16.514	35.781	35.416	207.6
8	1'58.897	31.736	16.554	35.408	35.199	206.5
9	1'58.957	31.492	16.570	35.742	35.153	206.5
10	1'58.302	31.512	16.464	35.213	35.113	207.2
11	1'58.209	31.438	16.439	35.318	35.014	207.2
12	2'01.862	31.485	16.511	37.256	36.610	206.5
13	1'58.150	31.499	16.541	35.155	34.955	206.8
14	2'00.733	31.361	16.435	37.514	35.423	207.2

13th 27 **Rico SALMELA** Red Bull KTM Tech3 FIN
Runs=1 Total laps=13 Full laps=12 Valid laps=12

1	7'47.105	39.395	17.834	40.226	39.165	202.6
2	2'07.824	34.698	17.515	38.214	37.397	202.2
3	2'04.337	33.270	17.282	37.329	36.456	203.0
4	2'02.056	32.549	16.900	36.468	36.139	205.3
5	2'00.849	32.160	16.801	36.079	35.809	205.7
6	1'59.696	31.834	16.752	35.611	35.499	204.9
7	1'59.411	31.735	16.646	35.554	35.476	206.8
8	1'59.199	31.461	16.624	35.650	35.464	206.5
9	1'58.886	31.470	16.529	35.545	35.342	207.6
10	1'58.241	31.345	16.447	35.319	35.130	207.6
11	1'59.928	32.024	16.618	35.858	35.428	206.1
12	1'59.034	31.437	16.511	35.678	35.408	206.8
13	1'58.165	31.153	16.462	35.396	35.154	208.0

14th 31 **Adrian FERNANDEZ** Leopard Racing SPA
Runs=2 Total laps=12 Full laps=9 Valid laps=9

1	4'41.252	37.580	17.448	37.739	37.025	204.5
2	2'01.929	33.116	16.816	36.050	35.947	206.1
3	2'00.350	32.387	16.537	35.917	35.509	208.0
4	1'58.472 P	32.194	16.616	36.076	33.586	207.6
5	2'06.744	38.719	16.601	35.819	35.605	208.0
6	1'58.939	31.591	16.436	35.600	35.312	208.8
7	1'58.789	31.623	16.400	35.378	35.388	208.4
8	1'59.573	31.715	16.404	36.159	35.295	208.0
9	1'58.620	31.749	16.409	35.476	34.986	209.7
10	1'58.209	31.511	16.348	35.335	35.015	209.3
11	2'02.491	32.220	16.597	36.565	37.109	208.4
12	1'59.680	32.261	16.440	35.604	35.375	209.3

Fastest Lap: Maximo QUILES SPA CFMOTO Gaviota Aspar Team **1'56.098** 30.673 16.108 34.602 34.715

These data/results cannot be reproduced, stored and/or transmitted in whole or in part by any manner of electronic, mechanical, photocopying, recording, broadcasting or otherwise now known or herein after developed without the previous express consent by the copyright owner, except for reproduction in daily press and regular printed publications on sale to the public within 60 days of the event related to those data/results and always provided that copyright symbol appears together as follows below.

© MotoGP Sports Entertainment Group, 2026

Official MotoGP Timing by TISSOT

www.motogp.com

Jerez de la Frontera, Saturday, April 25, 2026

Page 2 of 4



Free Practice Nr. 2

Moto3™

Lap	Lap Time	T1	T2	T3	T4	Speed
15th	83	Alvaro CARPE		Red Bull KTM Ajo		SPA
		Runs=1	Total laps=10	Full laps=9	Valid laps=9	
1	1'21.4.654	35.949	18.019	36.862	36.098	196.3
2	2'00.460	32.088	16.689	35.921	35.762	205.3
3	2'00.092	31.915	16.558	35.989	35.630	206.5
4	1'59.657	31.662	16.759	35.487	35.749	204.9
5	1'59.234	31.453	16.548	35.655	35.578	206.5
6	1'58.422	31.281	16.445	35.317	35.379	207.2
7	1'58.680	31.298	16.482	35.405	35.495	206.1
8	1'59.611	31.578	16.646	35.759	35.628	204.1
9	1'59.470	31.341	16.426	35.941	35.762	206.8
10	1'59.464	31.668	16.664	35.655	35.477	204.9

Lap	Lap Time	T1	T2	T3	T4	Speed
16th	21	Ruche MOODLEY		CODE Motorsports		RSA
		Runs=2	Total laps=13	Full laps=10	Valid laps=10	
1	5'35.743	40.890	18.303	37.976	37.523	196.3
2	2'03.408	33.450	17.218	36.441	36.299	203.3
3	2'02.728	32.849	17.067	36.603	36.209	206.1
4	2'02.211	32.474	17.033	36.235	36.469	204.9
5	2'00.809	31.984	16.960	36.051	35.814	204.5
6	1'59.497	31.765	16.732	35.607	35.393	206.8
7	1'59.402	31.486	16.680	35.721	35.515	208.4
8	1'54.054 P	31.692	16.545	35.864	29.953	208.4
9	2'06.462	36.816	16.854	37.122	35.670	207.2
10	1'59.487	31.460	16.570	35.721	35.736	208.4
11	1'59.237	31.721	16.672	35.523	35.321	208.8
12	1'59.153	31.559	16.671	35.639	35.284	208.4
13	1'58.895	31.498	16.579	35.530	35.288	208.4

Lap	Lap Time	T1	T2	T3	T4	Speed
17th	67	Casey O'GORMAN		SIC58 Squadra Corse		IRL
		Runs=1	Total laps=10	Full laps=9	Valid laps=9	
1	12'21.697	37.955	17.531	37.936	37.181	203.3
2	2'03.724	33.061	17.074	36.979	36.610	204.5
3	2'01.502	32.421	16.753	36.387	35.941	205.7
4	2'00.584	31.909	16.731	36.159	35.785	204.1
5	1'59.635	31.654	16.684	35.808	35.489	204.5
6	2'00.439	31.532	16.539	36.223	36.145	206.5
7	1'58.996	31.608	16.455	35.528	35.405	207.2
8	2'05.319	31.632	16.570	38.722	38.395	206.1
9	2'00.184	31.798	16.540	36.119	35.727	206.1
10	1'59.165	31.542	16.571	35.585	35.467	206.8

Lap	Lap Time	T1	T2	T3	T4	Speed
18th	8	Eddie O'SHEA		GRYD - MLav Racing		GBR
		Runs=2	Total laps=11	Full laps=8	Valid laps=8	
1	7'27.273	38.350	17.941	39.710	37.735	201.8
2	2'04.721	33.615	17.134	37.206	36.766	205.3
3	2'02.136	32.560	16.829	36.365	36.382	206.1
4	2'02.027	32.331	16.912	36.392	36.392	204.5
5	2'01.623	32.207	16.916	36.194	36.306	206.1
6	1'59.447 P	33.162	17.048	37.276	31.961	205.7
7	2'06.626	36.003	17.566	36.612	36.445	179.7
8	2'00.599	31.829	16.666	35.911	36.193	206.5
9	1'59.440	31.588	16.604	35.545	35.703	206.5
10	1'59.587	31.753	16.559	35.470	35.805	208.0
11	1'59.074	31.426	16.577	35.457	35.614	207.2

Lap	Lap Time	T1	T2	T3	T4	Speed
19th	73	Valentin PERRONE		Red Bull KTM Tech3		ARG
		Runs=1	Total laps=6	Full laps=5	Valid laps=5	
1	16'32.466	37.797	17.172	37.065	36.973	204.5
2	2'00.763	32.458	16.607	35.911	35.787	206.1
3	1'59.797	31.964	16.540	35.539	35.754	206.8
4	1'59.627	31.795	16.495	35.736	35.601	209.3
5	1'59.663	31.603	16.617	35.731	35.712	207.2
6	1'59.302	31.560	16.614	35.612	35.516	206.1
	PIT	33.699	16.919	36.056	30.714	204.9

Lap	Lap Time	T1	T2	T3	T4	Speed
20th	54	Jesus RIOS		Rivacold Snipers Team		SPA
		Runs=2	Total laps=13	Full laps=10	Valid laps=10	
1	3'56.610	36.794	17.395	38.129	37.519	202.2
2	2'04.211	33.534	17.029	36.829	36.819	204.1
3	2'02.616	32.719	16.947	36.617	36.333	205.7
4	2'02.540	32.805	17.045	36.307	36.383	203.3
5	2'01.932	32.623	17.095	36.170	36.044	202.6
6	2'02.040	32.322	16.915	36.293	36.510	204.5
7	1'59.801 P	33.046	17.205	38.576	30.974	202.2
8	2'05.809	36.027	17.176	36.227	36.379	200.7
9	2'00.432	32.033	16.794	35.685	35.920	204.5
10	2'02.604	32.040	16.705	37.078	36.781	204.9
11	2'00.160	31.813	16.631	35.781	35.935	204.9
12	1'59.703	31.864	16.699	35.533	35.607	205.7
13	1'59.520	31.744	16.699	35.544	35.533	204.5

Lap	Lap Time	T1	T2	T3	T4	Speed
21st	5	Leo RAMMERSTORFER		SIC58 Squadra Corse		AUT
		Runs=2	Total laps=13	Full laps=10	Valid laps=10	
1	3'54.657	38.464	17.622	38.332	37.719	200.3
2	2'05.279	33.901	17.173	37.428	36.777	203.0
3	2'04.285	33.123	17.115	37.274	36.773	203.3
4	2'03.361	32.805	17.146	37.033	36.377	203.3
5	2'02.632	32.516	16.950	36.742	36.424	204.5
6	2'02.521	32.478	16.833	36.702	36.508	204.9
7	1'59.236 P	32.543	16.837	37.118	32.738	205.7
8	2'10.101	39.969	17.072	36.707	36.353	204.5
9	2'01.136	32.069	16.715	36.301	36.051	205.7
10	2'00.299	31.868	16.533	35.809	36.089	207.2
11	2'00.250	31.797	16.709	35.768	35.976	206.1
12	2'00.128	31.834	16.672	35.669	35.953	206.1
13	1'59.806	31.783	16.568	35.643	35.812	206.1

Lap	Lap Time	T1	T2	T3	T4	Speed
22nd	22	David ALMANSA		Liqui Moly Dynavolt Int		SPA
		Runs=2	Total laps=9	Full laps=6	Valid laps=6	
1	9'15.115	38.000	17.751	39.582	38.572	201.8
2	2'05.731	34.284	17.262	37.635	36.550	203.3
3	2'02.784	33.002	16.798	36.657	36.327	204.1
4	2'00.972	32.227	16.736	36.008	36.001	205.7
5	2'00.167	31.796	16.447	35.992	35.932	206.8
6	1'59.857	31.828	16.437	35.648	35.944	206.8
7	2'00.322	31.873	16.546	35.805	36.098	206.8
8	1'57.940 P	31.887	16.500	38.208	31.345	207.6
9	2'10.866	38.553	17.009	38.022	37.282	205.3

Fastest Lap: Maximo QUILES SPA CFMOTO Gaviota Aspar Team **1'56.098** 30.673 16.108 34.602 34.715

These data/results cannot be reproduced, stored and/or transmitted in whole or in part by any manner of electronic, mechanical, photocopying, recording, broadcasting or otherwise now known or herein after developed without the previous express consent by the copyright owner, except for reproduction in daily press and regular printed publications on sale to the public within 60 days of the event related to those data/results and always provided that copyright symbol appears together as follows below.

© MotoGP Sports Entertainment Group, 2026

Official MotoGP Timing by TISSOT

www.motogp.com

Jerez de la Frontera, Saturday, April 25, 2026

Page 3 of 4



Free Practice Nr. 2

Moto3™

Lap	Lap Time	T1	T2	T3	T4	Speed	Lap	Lap Time	T1	T2	T3	T4	Speed	
23rd	10	Nicola CARRARO				Rivacold Snipers Team	ITA	10	2'02.252	32.429	16.988	36.479	36.356	203.0
		Runs=2	Total laps=12	Full laps=9	Valid laps=8		11	2'01.460	32.308	16.710	36.272	36.170	203.7	
1	4'05.340	37.664	17.751	39.806	38.745	201.4	12	2'03.985	32.347	16.723	38.311	36.604	203.7	
2	2'04.560	33.604	17.187	37.242	36.527	204.1	13	2'01.541	32.311	16.796	36.186	36.248	204.1	
3	2'02.389	32.598	16.912	36.472	36.407	203.3	14	2'03.458	32.624	16.797	35.847	38.190	203.3	
4	2'01.970	32.266	16.865	36.665	36.174	203.7								
5	2'01.296	32.173	16.873	36.223	36.027	204.1								
6	2'00.186	31.864	16.689	35.919	35.714	205.7								
7	2'00.026	31.766	16.494	36.018	35.748	207.2								
8	1'55.754 P	31.803	16.567	36.696	30.688	207.6								
9	2'06.023	36.335	16.945	36.714	36.029	204.5								
10	2'00.772	31.964	16.839	36.276	35.693	202.6								
11	1'59.999	31.664	16.655	35.901	35.779	204.9								
12	1'59.675 *	31.849	16.660	35.653	35.513 *	204.5								

24th	6	Ryusei YAMANAKA				AEON Credit - MT Helm	JPN
		Runs=1	Total laps=15	Full laps=14	Valid laps=14		
1	3'25.136	36.631	17.511	38.546	38.202	203.3	
2	2'04.669	33.302	17.208	37.333	36.826	205.7	
3	2'03.392	32.902	16.959	37.174	36.357	207.6	
4	2'02.521	32.661	16.907	36.533	36.420	206.1	
5	2'01.817	32.215	16.794	36.575	36.233	205.3	
6	2'01.937	32.248	16.859	36.521	36.309	206.8	
7	2'01.536	32.160	16.776	36.418	36.182	206.8	
8	2'01.283	32.035	16.724	36.277	36.247	207.6	
9	2'00.999	31.993	16.741	36.072	36.193	206.1	
10	2'01.089	32.053	16.751	36.259	36.026	207.2	
11	2'00.989	31.946	16.697	36.289	36.057	207.2	
12	2'00.572	32.028	16.653	36.062	35.829	205.7	
13	2'00.699	31.903	16.758	36.038	36.000	206.1	
14	2'02.720	32.480	16.899	36.958	36.383	206.1	
15	2'01.900	32.065	16.743	36.574	36.518	206.8	

25th	66	Joel KELSO				GRYD - MLav Racing	AUS
		Runs=1	Total laps=7	Full laps=6	Valid laps=6		
1	7'28.392	39.281	17.975	40.088	37.652	202.6	
2	2'05.264	33.287	17.473	37.417	37.087	200.0	
3	2'04.570	32.866	17.987	37.241	36.476	173.9	
4	2'01.717	32.133	16.935	36.305	36.344	206.1	
5	2'01.444	32.087	16.968	36.199	36.190	205.7	
6	2'01.070	32.013	16.831	35.908	36.318	206.8	
7	2'00.928	32.010	16.853	35.883	36.182	206.8	
	PIT	33.980	18.454	41.344	34.238	187.8	

26th	32	Zen MITANI				Honda Team Asia	JPN
		Runs=1	Total laps=14	Full laps=13	Valid laps=13		
1	3'36.191	38.940	18.407	40.695	39.390	199.6	
2	2'09.047	34.832	17.762	38.387	38.066	201.4	
3	2'08.653	33.978	17.523	39.223	37.929	201.4	
4	2'06.578	33.685	17.363	37.959	37.571	202.6	
5	2'05.432	33.488	17.177	37.494	37.273	203.0	
6	2'04.431	33.106	17.060	37.124	37.141	203.3	
7	2'03.812	32.779	17.241	37.047	36.745	203.7	
8	2'02.872	32.647	17.035	36.725	36.465	204.9	
9	2'02.455	32.392	16.931	36.649	36.483	204.1	

Fastest Lap: Maximo QUILES SPA CFMOTO Gaviota Aspar Team **1'56.098** 30.673 16.108 34.602 34.715

These data/results cannot be reproduced, stored and/or transmitted in whole or in part by any manner of electronic, mechanical, photocopying, recording, broadcasting or otherwise now known or herein after developed without the previous express consent by the copyright owner, except for reproduction in daily press and regular printed publications on sale to the public within 60 days of the event related to those data/results and always provided that copyright symbol appears together as follows below.

© MotoGP Sports Entertainment Group, 2026

Official MotoGP Timing by  TISSOT

www.motogp.com

Jerez de la Frontera, Saturday, April 25, 2026

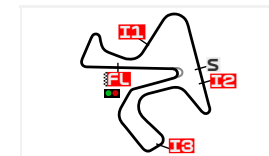
Page 4 of 4



BEST PARTIAL TIMES

ESTRELLA GALICIA 0,0 GRAND PRIX OF SPAIN

FREE PRACTICE NR. 2



Circuito de Jerez - Ángel Nieto 4423 m.

IT Ideal Lap Time, sum of the best partial times

BT Best Lap Time

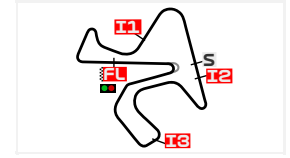
Pos	T1		T2		T3		T4		Pos	Rider	IT	BT	
	Rider	Time	Rider	Time	Rider	Time	Rider	Time					
1	M.QUILES	30.673	M.QUILES	16.108	M.QUILES	34.547	B.URIARTE	34.582	1	M.QUILES	1'55.960	1'56.098	(1)
2	B.URIARTE	30.901	H.DANISH	16.127	B.URIARTE	34.661	M.QUILES	34.632	2	B.URIARTE	1'56.341	1'56.517	(2)
3	J.ESTEBAN	30.937	B.URIARTE	16.197	C.BUCHANAN	34.681	J.ESTEBAN	34.706	3	J.ESTEBAN	1'56.712	1'56.731	(3)
4	G.PINI	30.950	J.ESTEBAN	16.197	G.PINI	34.762	M.BERTELLE	34.710	4	C.BUCHANAN	1'56.787	1'56.943	(5)
5	C.BUCHANAN	30.982	D.MUÑOZ	16.252	M.BERTELLE	34.792	C.BUCHANAN	34.818	5	M.BERTELLE	1'56.804	1'56.849	(4)
6	M.BERTELLE	30.997	G.PINI	16.287	J.ESTEBAN	34.872	G.PINI	34.832	6	G.PINI	1'56.831	1'56.981	(6)
7	D.MUÑOZ	31.088	S.OGDEN	16.291	H.DANISH	34.980	D.MUÑOZ	34.887	7	H.DANISH	1'57.213	1'57.352	(7)
8	H.DANISH	31.123	M.BERTELLE	16.305	V.PRATAMA	34.993	A.CRUCES	34.955	8	D.MUÑOZ	1'57.385	1'57.385	(8)
9	S.OGDEN	31.129	C.BUCHANAN	16.306	S.OGDEN	35.053	H.DANISH	34.983	9	S.OGDEN	1'57.659	1'57.753	(9)
10	M.MORELLI	31.148	A.FERNANDEZ	16.348	A.CRUCES	35.155	A.FERNANDEZ	34.986	10	M.MORELLI	1'57.846	1'57.884	(10)
11	R.SALMELA	31.153	V.PRATAMA	16.397	D.MUÑOZ	35.158	M.MORELLI	35.057	11	A.CRUCES	1'57.906	1'58.150	(12)
12	A.CARPE	31.281	A.CARPE	16.426	M.MORELLI	35.181	R.SALMELA	35.130	12	V.PRATAMA	1'57.962	1'58.113	(11)
13	V.PRATAMA	31.352	A.CRUCES	16.435	A.CARPE	35.317	S.OGDEN	35.186	13	R.SALMELA	1'58.049	1'58.165	(13)
14	A.CRUCES	31.361	D.ALMANSA	16.437	R.SALMELA	35.319	V.PRATAMA	35.220	14	A.FERNANDEZ	1'58.180	1'58.209	(14)
15	E.O'SHEA	31.426	R.SALMELA	16.447	A.FERNANDEZ	35.335	R.MOODLEY	35.284	15	A.CARPE	1'58.403	1'58.422	(15)
16	R.MOODLEY	31.460	C.O'GORMAN	16.455	E.O'SHEA	35.457	A.CARPE	35.379	16	R.MOODLEY	1'58.812	1'58.895	(16)
17	A.FERNANDEZ	31.511	M.MORELLI	16.460	R.MOODLEY	35.523	C.O'GORMAN	35.405	17	C.O'GORMAN	1'58.920	1'58.996	(17)
18	C.O'GORMAN	31.532	N.CARRARO	16.494	C.O'GORMAN	35.528	V.PERRONE	35.516	18	E.O'SHEA	1'59.056	1'59.074	(18)
19	V.PERRONE	31.560	V.PERRONE	16.495	J.RIOS	35.533	J.RIOS	35.533	19	V.PERRONE	1'59.110	1'59.302	(19)
20	N.CARRARO	31.664	L.RAMMERSTOR	16.533	V.PERRONE	35.539	E.O'SHEA	35.614	20	J.RIOS	1'59.441	1'59.520	(20)
21	J.RIOS	31.744	R.MOODLEY	16.545	L.RAMMERSTOR	35.643	N.CARRARO	35.693	21	N.CARRARO	1'59.504	1'59.999	(23)
22	L.RAMMERSTOR	31.783	E.O'SHEA	16.559	D.ALMANSA	35.648	L.RAMMERSTOR	35.812	22	L.RAMMERSTORFER	1'59.771	1'59.806	(21)
23	D.ALMANSA	31.796	J.RIOS	16.631	N.CARRARO	35.653	R.YAMANAKA	35.829	23	D.ALMANSA	1'59.813	1'59.857	(22)
24	R.YAMANAKA	31.903	R.YAMANAKA	16.653	Z.MITANI	35.847	D.ALMANSA	35.932	24	R.YAMANAKA	2'00.423	2'00.572	(24)
25	J.KELSO	32.010	Z.MITANI	16.710	J.KELSO	35.883	Z.MITANI	36.170	25	J.KELSO	2'00.906	2'00.928	(25)

These data/results cannot be reproduced, stored and/or transmitted in whole or in part by any manner of electronic, mechanical, photocopying, recording, broadcasting or otherwise now known or herein after developed without the previous express consent by the copyright owner, except for reproduction in daily press and regular printed publications on sale to the public within 60 days of the event related to those data/results and always provided that copyright symbol appears together as follows below.

© MotoGP Sports Entertainment Group, 2026

BEST PARTIAL TIMES

ESTRELLA GALICIA 0,0 GRAND PRIX OF SPAIN
FREE PRACTICE NR. 2



Circuito de Jerez - Ángel Nieto 4423 m.

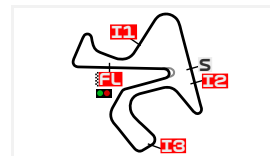
IT Ideal Lap Time, sum of the best partial times

BT Best Lap Time

Pos	<i>T1</i>		<i>T2</i>		<i>T3</i>		<i>T4</i>		Pos	Rider	<i>IT</i>	<i>BT</i>
	Rider	Time	Rider	Time	Rider	Time	Rider	Time				
26	Z.MITANI	32.308	J.KELSO	16.831	R.YAMANAKA	36.038	J.KELSO	36.182	26	Z.MITANI	2'01.035	2'01.460 (26)

These data/results cannot be reproduced, stored and/or transmitted in whole or in part by any manner of electronic, mechanical, photocopying, recording, broadcasting or otherwise now known or herein after developed without the previous express consent by the copyright owner, except for reproduction in daily press and regular printed publications on sale to the public within 60 days of the event related to those data/results and always provided that copyright symbol appears together as follows below.

© MotoGP Sports Entertainment Group, 2026



Circuito de Jerez - Ángel Nieto 4423 m.

FASTEST LAPS SEQUENCE

ESTRELLA GALICIA O,O GRAND PRIX OF SPAIN
FREE PRACTICE NR. 2

Practice Time	#	Rider	Nation	Motorcycle	Time	Km/h	Rider's Lap
5'23.165	97	Marco MORELLI	ARG	KTM	2'05.295	127.0	2
5'29.805	6	Ryusei YAMANAKA	JPN	KTM	2'04.669	127.7	2
5'32.389	51	Brian URIARTE	SPA	KTM	2'00.471	132.1	2
7'30.943	51	Brian URIARTE	SPA	KTM	1'58.554	134.3	3
9'29.236	51	Brian URIARTE	SPA	KTM	1'58.293	134.6	4
11'27.268	51	Brian URIARTE	SPA	KTM	1'58.032	134.9	5
12'55.967	94	Guido PINI	ITA	HONDA	1'57.856	135.1	5
14'26.838	14	Cormac BUCHANAN	NZE	KTM	1'57.735	135.2	5
15'22.598	51	Brian URIARTE	SPA	KTM	1'57.289	135.7	7
16'41.357	28	Maximo QUILES	SPA	KTM	1'57.031	136.0	3
18'37.926	28	Maximo QUILES	SPA	KTM	1'56.569	136.5	4
20'34.204	28	Maximo QUILES	SPA	KTM	1'56.278	136.9	5
22'30.302	28	Maximo QUILES	SPA	KTM	1'56.098	137.1	6

These data/results cannot be reproduced, stored and/or transmitted in whole or in part by any manner of electronic, mechanical, photocopying, recording, broadcasting or otherwise now known or herein after developed without the previous express consent by the copyright owner, except for reproduction in daily press and regular printed publications on sale to the public within 60 days of the event related to those data/results and always provided that copyright symbol appears together as follows below.

© MotoGP Sports Entertainment Group, 2026

Official MotoGP Timing by www.motogp.com

Jerez de la Frontera, Saturday, April 25, 2026