

Circuito de Jerez - Ángel Nieto 4423 m.

CLASSIFICATION

ESTRELLA GALICIA 0,0 GRAND PRIX OF SPAIN

FREE PRACTICE NR. 2

#	Rider	Nation	Team	Motorcycle	Time	Lap Total	Gap	T. Speed
1	37 Pedro ACOSTA	SPA	Red Bull KTM Factory Racing	KTM	1'48.862	8 12		286.4
2	93 Marc MARQUEZ	SPA	Ducati Lenovo Team	DUCATI	1'49.373	9 12	0.511 0.511	284.9
3	5 Johann ZARCO	FRA	Castrol Honda LCR	HONDA	1'49.580	12 12	0.718 0.207	283.4
4	72 Marco BEZZECCHI	ITA	Aprilia Racing	APRILIA	1'49.640	11 13	0.778 0.060	285.7
5	89 Jorge MARTIN	SPA	Aprilia Racing	APRILIA	1'49.757	9 10	0.895 0.117	284.2
6	7 Toprak RAZGATLIOGLU	TUR	Prima Pramac Yamaha MotoGP	YAMAHA	1'49.762	5 11	0.900 0.005	277.6
7	73 Alex MARQUEZ	SPA	BK8 Gresini Racing MotoGP	DUCATI	1'49.774	10 11	0.912 0.012	283.4
8	43 Jack MILLER	AUS	Prima Pramac Yamaha MotoGP	YAMAHA	1'49.914	8 11	1.052 0.140	283.4
9	25 Raul FERNANDEZ	SPA	Trackhouse MotoGP Team	APRILIA	1'49.918	9 11	1.056 0.004	280.5
10	21 Franco MORBIDELLI	ITA	Pertamina Enduro VR46 Racing Team	DUCATI	1'49.921	5 11	1.059 0.003	284.9
11	36 Joan MIR	SPA	Honda HRC Castrol	HONDA	1'49.954	5 9	1.092 0.033	283.4
12	10 Luca MARINI	ITA	Honda HRC Castrol	HONDA	1'49.959	9 10	1.097 0.005	284.9
13	47 Augusto FERNANDEZ	SPA	Yamaha Factory Racing	YAMAHA	1'50.000	12 13	1.138 0.041	280.5
14	49 Fabio DI GIANNANTONIO	ITA	Pertamina Enduro VR46 Racing Team	DUCATI	1'50.270	13 13	1.408 0.270	283.4
15	33 Brad BINDER	RSA	Red Bull KTM Factory Racing	KTM	1'50.339	5 11	1.477 0.069	285.7
16	20 Fabio QUARTARARO	FRA	Monster Energy Yamaha MotoGP Team	YAMAHA	1'50.412	7 11	1.550 0.073	281.9
17	63 Francesco BAGNAIA	ITA	Ducati Lenovo Team	DUCATI	1'50.442	10 12	1.580 0.030	286.4
18	54 Fermin ALDEGUER	SPA	BK8 Gresini Racing MotoGP	DUCATI	1'50.531	8 8	1.669 0.089	281.2
19	11 Diogo MOREIRA	BRA	Pro Honda LCR	HONDA	1'50.804	10 12	1.942 0.273	281.2
20	23 Enea BASTIANINI	ITA	Red Bull KTM Tech3	KTM	1'51.081	12 12	2.219 0.277	283.4
21	79 Ai OGURA	JPN	Trackhouse MotoGP Team	APRILIA	1'51.272	11 13	2.410 0.191	284.2
22	42 Alex RINS	SPA	Monster Energy Yamaha MotoGP Team	YAMAHA	1'51.348	11 11	2.486 0.076	281.2
23	32 Lorenzo SAVADORI	ITA	Aprilia Racing	APRILIA	1'51.722	9 10	2.860 0.374	283.4

Practice condition: **Wet**

Air: 16°
Humidity: 92%
Ground: 17°

Fastest Lap:	Lap: 8	Pedro ACOSTA	1'48.862	146.2 Km/h
Best Race Lap:	2025	Alex MARQUEZ	1'37.349	163.5 Km/h
All-Time Lap Record:	2025	Fabio QUARTARARO	1'35.610	166.5 Km/h

The results are provisional until the end of the limit for protest and appeals.

Time limit for protest expires 60' after publication of the results - Time: **10:52**

These data/results cannot be reproduced, stored and/or transmitted in whole or in part by any manner of electronic, mechanical, photocopying, recording, broadcasting or otherwise now known or herein after developed without the previous express consent by the copyright owner, except for reproduction in daily press and regular printed publications on sale to the public within 60 days of the event related to those data/results and always provided that copyright symbol appears together as follows below.

© MotoGP Sports Entertainment Group, 2026

Official MotoGP Timing by

www.motogp.com

Jerez de la Frontera, Saturday, April 25, 2026



Circuito de Jerez - Ángel Nieto 4423 m.

TOP SPEED & AVERAGE

ESTRELLA GALICIA 0,0 GRAND PRIX OF SPAIN

FREE PRACTICE NR. 2

#	Rider	Nation	Motorcycle	Top 5 speeds					Average	Top
37	Pedro ACOSTA	SPA	KTM	286.4	286.4	286.4	285.7	284.2	285.8	286.4
63	Francesco BAGNAIA	ITA	DUCATI	286.4	286.4	284.9	284.2	282.7	284.9	286.4
33	Brad BINDER	RSA	KTM	285.7	282.7	281.9	281.9	281.2	282.7	285.7
72	Marco BEZZECCHI	ITA	APRILIA	285.7	284.9	284.9	284.9	284.2	284.8	285.7
10	Luca MARINI	ITA	HONDA	284.9	284.9	284.2	284.2	283.4	284.1	284.9
21	Franco MORBIDELLI	ITA	DUCATI	284.9	284.2	283.4	282.7	281.9	283.4	284.9
93	Marc MARQUEZ	SPA	DUCATI	284.9	284.9	284.2	284.2	283.4	284.3	284.9
79	Ai OGURA	JPN	APRILIA	284.2	283.4	282.7	281.9	280.5	282.5	284.2
89	Jorge MARTIN	SPA	APRILIA	284.2	283.4	283.4	282.7	282.7	283.2	284.2
5	Johann ZARCO	FRA	HONDA	283.4	283.4	282.7	281.9	281.9	282.7	283.4
23	Enea BASTIANINI	ITA	KTM	283.4	283.4	283.4	282.7	282.7	283.1	283.4
32	Lorenzo SAVADORI	ITA	APRILIA	283.4	281.9	281.2	280.5	277.6	280.9	283.4
36	Joan MIR	SPA	HONDA	283.4	281.2	281.2	280.5	279.7	281.2	283.4
43	Jack MILLER	AUS	YAMAHA	283.4	282.7	281.2	281.2	281.2	281.9	283.4
49	Fabio DI GIANNANTONIO	ITA	DUCATI	283.4	282.7	281.2	280.5	280.5	281.7	283.4
73	Alex MARQUEZ	SPA	DUCATI	283.4	283.4	282.7	281.9	281.9	282.7	283.4
20	Fabio QUARTARARO	FRA	YAMAHA	281.9	281.2	280.5	279.7	278.3	279.7	281.9
11	Diogo MOREIRA	BRA	HONDA	281.2	281.2	281.2	280.5	278.3	279.5	281.2
42	Alex RINS	SPA	YAMAHA	281.2	280.5	279.7	279.7	279.0	280.0	281.2
54	Fermin ALDEGUER	SPA	DUCATI	281.2	281.2	278.3	278.3	274.8	278.8	281.2
25	Raul FERNANDEZ	SPA	APRILIA	280.5	279.7	279.0	279.0	278.3	279.3	280.5
47	Augusto FERNANDEZ	SPA	YAMAHA	280.5	279.0	278.3	273.4	272.7	276.8	280.5
7	Toprak RAZGATLIOGLU	TUR	YAMAHA	277.6	276.2	275.5	274.1	274.1	275.1	277.6

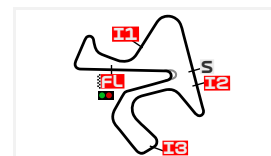
These data/results cannot be reproduced, stored and/or transmitted in whole or in part by any manner of electronic, mechanical, photocopying, recording, broadcasting or otherwise now known or herein after developed without the previous express consent by the copyright owner, except for reproduction in daily press and regular printed publications on sale to the public within 60 days of the event related to those data/results and always provided that copyright symbol appears together as follows below.

© MotoGP Sports Entertainment Group, 2026

Official MotoGP Timing by

www.motogp.com

Jerez de la Frontera, Saturday, April 25, 2026



Circuito de Jerez - Ángel Nieto 4423 m.

CHRONOLOGICAL ANALYSIS OF PERFORMANCES

ESTRELLA GALICIA 0,0 GRAND PRIX OF SPAIN

FREE PRACTICE NR. 2

* Lap / Sector time cancelled

P Crossing the finish line in pit lane

** Tyre data subject to further updates

T1 Time from finish line to 1st intermediate

T2 Time from 1st intermed. to 2nd intermed.

T3 Time from 2nd intermed. to 3rd intermed.

T4 Time from 3rd intermediate to finish line

Lap	Lap Time	T1	T2	T3	T4	Speed	Lap	Lap Time	T1	T2	T3	T4	Speed
1st	37	Pedro ACOSTA		KTM	SPA		3rd	5	Johann ZARCO		HONDA	FRA	
		Red Bull KTM Factory Racing							Castrol Honda LCR				
		Runs=3	Total laps=12	Full laps=7	Valid laps=6				Runs=2	Total laps=12	Full laps=9	Valid laps=9	
Run #	1	Front Tyre	Wet-Medium New Tyre	Rear Tyre	Wet-Soft New Tyre	Speed	Run #	1	Front Tyre	Wet-Medium New Tyre	Rear Tyre	Wet-Soft New Tyre	Speed
1	2'11.644	34.849	15.390	34.946	33.644	264.7	1	2'05.505	34.394	15.287	35.211	32.842	271.3
2	1'51.200	29.901	14.683	33.997	32.619	281.2	2	1'52.260	30.455	14.722	34.551	32.532	281.9
3	1'50.581	29.818	14.620	33.678	32.465	281.9	3	1'51.407	30.403	14.772	33.848	32.384	272.7
4	1'50.168	29.648	14.758	33.478	32.284	282.7	4	1'50.691	29.830	14.689	33.963	32.209	274.1
5	1'53.259	29.533	14.750	35.900	33.076	282.7	5	1'51.539	30.057	14.730	34.308	32.444	270.6
6	1'45.208 P	29.484	14.597	33.555	27.572	285.7	6	1'50.574	29.858	14.783	33.698	32.235	277.6
Run #	2	Front Tyre	Wet-Medium 6 Laps at start	Rear Tyre	Wet-Medium New Tyre	Speed	Run #	2	Front Tyre	Wet-Medium 7 Laps at start	Rear Tyre	Wet-Soft 7 Laps at start	Speed
7	1'53.622	32.634	14.844	33.929	32.215	282.7	8	1'55.481	34.111	15.058	33.966	32.346	280.5
8	1'48.862	29.232	14.475	33.074	32.081	286.4	9	1'50.247	29.724	14.735	33.583	32.205	281.2
9	1'55.330	29.316	14.550	36.822	34.642	286.4	10	1'50.112	29.596	14.764	33.567	32.185	281.2
10	1'44.246 P	29.448	14.542	33.477	26.779	286.4	11	1'52.370	30.478	14.830	34.386	32.676	283.4
Run #	3	Front Tyre	Wet-Medium 10 Laps at start	Rear Tyre	Wet-Soft 6 Laps at start	Speed	Run #	12	Front Tyre	Wet-Medium PIT	Rear Tyre	Wet-Soft PIT	Speed
11	1'52.985	32.387	14.741	33.439	32.418	284.2	12	1'49.580	29.481	14.719	33.327	32.053	283.4
12	1'50.468 *	29.480	14.736	33.659 *	32.593	283.4							
	PIT	29.514	14.753	33.453	26.850	283.4							
2nd	93	Marc MARQUEZ		DUCATI	SPA		4th	72	Marco BEZZECCHI		APRILIA	ITA	
		Ducati Lenovo Team							Aprilia Racing				
		Runs=2	Total laps=12	Full laps=9	Valid laps=8				Runs=2	Total laps=13	Full laps=10	Valid laps=10	
Run #	1	Front Tyre	Wet-Medium New Tyre	Rear Tyre	Wet-Soft New Tyre	Speed	Run #	1	Front Tyre	Wet-Medium New Tyre	Rear Tyre	Wet-Soft New Tyre	Speed
1	2'52.784	39.044	16.255	56.320	34.025	263.4	1	2'21.373	36.071	15.733	36.983	34.496	247.1
2	1'52.135	30.495	14.972	34.339	32.329	279.7	2	1'53.491	31.210	14.806	34.712	32.763	285.7
3	1'49.376	29.548	14.674	33.158	31.996	283.4	3	1'51.525	30.284	14.743	34.241	32.257	282.7
4	1'49.490	29.580	14.611	33.378	31.921	284.9	4	1'50.466	30.031	14.535	33.793	32.107	284.9
5	1'53.410	31.715	14.923	34.479	32.293	278.3	5	1'49.888	29.634	14.563	33.651	32.040	284.2
6	1'50.037	29.475	14.832	33.701	32.029	276.9	6	1'51.236	30.097	14.745	34.122	32.272	276.2
7	1'49.041 P	31.173	15.182	34.376	28.310	256.5	7	1'45.341 P	29.723	14.668	33.548	27.402	282.7
Run #	2	Front Tyre	Wet-Medium 7 Laps at start	Rear Tyre	Wet-Soft 7 Laps at start	Speed	Run #	2	Front Tyre	Wet-Medium 7 Laps at start	Rear Tyre	Wet-Soft 7 Laps at start	Speed
8	2'00.477	36.862	15.582	35.201	32.832	258.9	8	1'55.217	32.772	14.661	34.590	33.194	279.0
9	1'49.373	29.492	14.650	33.343	31.888	284.2	9	1'50.050	29.854	14.563	33.531	32.102	284.9
10	1'49.468	29.522	14.670	33.194	32.082	284.2	10	1'51.367	29.679	14.477	33.525	33.686	284.9
11	1'57.609	29.454	14.715	33.132	40.308	282.7	11	1'49.640	29.593	14.614	33.499	31.934	283.4
12	1'50.098 *	29.446	14.630	33.109 *	32.913	284.9	12	1'53.238	29.627	14.841	36.323	32.447	279.7
							13	1'50.222	29.553	14.657	33.740	32.272	284.2

Fastest Lap:	Pedro ACOSTA	SPA	Red Bull KTM Factory Racing	1'48.862	29.232	14.475	33.074	32.081
---------------------	--------------	-----	-----------------------------	-----------------	--------	--------	--------	--------

These data/results cannot be reproduced, stored and/or transmitted in whole or in part by any manner of electronic, mechanical, photocopying, recording, broadcasting or otherwise now known or herein after developed without the previous express consent by the copyright owner, except for reproduction in daily press and regular printed publications on sale to the public within 60 days of the event related to those data/results and always provided that copyright symbol appears together as follows below.

© MotoGP Sports Entertainment Group, 2026

Official MotoGP Timing by

www.motogp.com

Jerez de la Frontera, Saturday, April 25, 2026

Free Practice Nr. 2

MotoGP™

Lap	Lap Time	T1	T2	T3	T4	Speed
5th	89	Jorge MARTIN		APRILIA	SPA	
		Aprilia Racing				
		Runs=2	Total laps=10	Full laps=7	Valid laps=6	

Run #	1	Front Tyre	Wet-Medium	Rear Tyre	Wet-Soft	
		New Tyre		New Tyre		
1	2'29.217	35.412	15.408	35.548	33.376	276.9
2	1'51.394	30.444	14.700	33.935	32.315	283.4
3	1'52.166	29.878	14.663	33.836	33.789	282.7
4	1'50.772	30.169	14.839	33.539	32.225	284.2
5	1'49.851	29.548	14.654	33.385	32.264	283.4
6	1'54.907 *	31.393 *	15.090	35.766	32.658	279.7
7	1'47.662 P	29.671	14.927	34.286	28.778	282.7

Run #	2	Front Tyre	Wet-Medium	Rear Tyre	Wet-Soft	
		7 Laps at start		7 Laps at start		
8	1'57.307	34.173	15.112	34.772	33.250	276.2
9	1'49.757	29.568	14.678	33.324	32.187	282.7
10	1'52.485	30.877	14.942	33.946	32.720	274.8
	PIT	29.780	14.858	33.518	28.616	280.5

6th	7	Toprak RAZGATLIOGLU		YAMAHA	TUR
		Prima Pramac Yamaha MotoGP			
		Runs=2	Total laps=11	Full laps=8	Valid laps=8

Run #	1	Front Tyre	Wet-Medium	Rear Tyre	Wet-Soft	
		New Tyre		New Tyre		
1	2'18.981	36.077	15.954	36.217	33.885	242.6
2	1'52.663	30.830	15.122	34.045	32.666	272.0
3	1'51.358	29.971	14.962	34.158	32.267	277.6
4	1'50.304	29.875	14.920	33.551	31.958	275.5
5	1'49.762	29.599	14.825	33.311	32.027	276.2
6	1'47.167 P	30.031	14.987	34.322	27.827	273.4

Run #	2	Front Tyre	Wet-Medium	Rear Tyre	Wet-Soft	
		6 Laps at start		6 Laps at start		
7	1'56.838	35.544	15.006	33.960	32.328	272.0
8	1'51.147	30.067	14.929	33.824	32.327	274.1
9	1'50.139	29.699	14.887	33.472	32.081	274.1
10	1'53.753	29.709	14.919	33.360	35.765	274.1
11	1'51.372	30.108	15.021	33.629	32.614	274.1
	PIT	30.366	15.626	35.024	27.410	225.0

7th	73	Alex MARQUEZ		DUCATI	SPA
		BK8 Gresini Racing MotoGP			
		Runs=2	Total laps=11	Full laps=8	Valid laps=8

Run #	1	Front Tyre	Wet-Medium	Rear Tyre	Wet-Soft	
		New Tyre		New Tyre		
1	2'03.584	35.346	15.646	36.407	33.977	261.5
2	1'53.793	30.909	15.071	34.939	32.874	272.7
3	1'51.536	30.132	14.870	34.032	32.502	281.9
4	1'50.930	29.806	14.789	33.781	32.554	281.9
5	1'50.201	29.742	14.867	33.510	32.082	279.0
6	1'50.037	29.565	14.781	33.424	32.267	281.2
7	1'51.299 P	32.289	15.025	35.679	28.306	276.2

Run #	2	Front Tyre	Wet-Medium	Rear Tyre	Wet-Soft	
		7 Laps at start		7 Laps at start		
8	2'00.293	36.048	15.210	35.858	33.177	279.0
9	1'52.674	29.903	14.745	35.491	32.535	283.4

Lap	Lap Time	T1	T2	T3	T4	Speed
10	1'49.774	29.507	14.775	33.411	32.081	283.4
11	1'50.065	29.572	14.798	33.359	32.336	282.7

8th	43	Jack MILLER		YAMAHA	AUS
		Prima Pramac Yamaha MotoGP			
		Runs=2	Total laps=11	Full laps=8	Valid laps=8

Run #	1	Front Tyre	Wet-Medium	Rear Tyre	Wet-Soft	
		New Tyre		New Tyre		
1	2'26.245	35.019	15.670	35.962	33.843	281.2
2	1'51.975	30.456	14.949	34.038	32.532	283.4
3	1'50.237	29.632	14.853	33.519	32.233	282.7
4	1'50.906	29.730	14.800	33.867	32.509	281.2
5	1'58.644 P	29.915	14.898	41.596	32.235	280.5

Run #	2	Front Tyre	Wet-Medium	Rear Tyre	Wet-Soft	
		5 Laps at start		5 Laps at start		
6	2'01.008	34.218	15.189	36.392	35.209	279.7
7	1'50.318	29.569	14.892	33.445	32.412	281.2
8	1'49.914	29.419	14.885	33.251	32.359	278.3
9	1'50.340	29.663	14.924	33.462	32.291	278.3
10	2'15.868	50.403	15.611	35.060	34.794	262.1
11	1'54.974	29.454	14.991	35.018	35.511	280.5
	PIT	29.463	14.905	33.395	28.385	279.0

9th	25	Raul FERNANDEZ		APRILIA	SPA
		Trackhouse MotoGP Team			
		Runs=2	Total laps=11	Full laps=8	Valid laps=8

Run #	1	Front Tyre	Wet-Medium	Rear Tyre	Wet-Soft	
		New Tyre		New Tyre		
1	2'34.696	35.836	15.835	36.317	33.978	252.9
2	1'52.220	30.562	14.956	34.134	32.568	277.6
3	1'51.078	29.958	14.840	33.971	32.309	280.5
4	1'50.697	29.904	14.879	33.641	32.273	279.0
5	1'50.516	29.728	14.876	33.698	32.214	278.3
6	1'54.463 P	31.988 *	15.394	36.013	31.068	258.9

Run #	2	Front Tyre	Wet-Medium	Rear Tyre	Wet-Soft	
		6 Laps at start		6 Laps at start		
7	1'59.243	37.967	14.957	33.996	32.323	276.9
8	1'50.091	29.557	14.859	33.529	32.146	279.0
9	1'49.918	29.641	14.848	33.303	32.126	277.6
10	1'50.299	29.551	14.869	33.570	32.309	279.7
11	2'00.124	34.334	15.219	37.900	32.671	270.0

10th	21	Franco MORBIDELLI		DUCATI	ITA
		Pertamina Enduro VR46 Racing Team			
		Runs=2	Total laps=11	Full laps=8	Valid laps=7

Run #	1	Front Tyre	Wet-Medium	Rear Tyre	Wet-Soft	
		New Tyre		New Tyre		
1	2'18.162	36.876	15.633	36.112	34.075	251.1
2	1'53.236	30.884	14.766	34.643	32.943	284.9
3	1'50.946	29.972	14.626	33.945	32.403	284.2
4	1'50.825	30.446	14.651	33.502	32.226	282.7
5	1'49.921	29.533	14.677	33.439	32.272	283.4
6	1'49.995	29.610	14.675	33.441	32.269	281.2
7	1'55.590 P	31.516	16.288	38.429	29.357	202.6

Fastest Lap: Pedro ACOSTA SPA Red Bull KTM Factory Racing **1'48.862** 29.232 14.475 33.074 32.081

These data/results cannot be reproduced, stored and/or transmitted in whole or in part by any manner of electronic, mechanical, photocopying, recording, broadcasting or otherwise now known or herein after developed without the previous express consent by the copyright owner, except for reproduction in daily press and regular printed publications on sale to the public within 60 days of the event related to those data/results and always provided that copyright symbol appears together as follows below.

© MotoGP Sports Entertainment Group, 2026

Official MotoGP Timing by  TISSOT

www.motogp.com

Jerez de la Frontera, Saturday, April 25, 2026

Page 2 of 5



Free Practice Nr. 2

MotoGP™

Lap	Lap Time	T1	T2	T3	T4	Speed
Run # 2	Front Tyre	Wet-Medium		Rear Tyre	Wet-Soft	
		7 Laps at start			7 Laps at start	
8	2'01.265	38.833	14.976	34.726	32.730	276.2
9	1'53.403	30.212	14.850	35.727	32.614	279.7
10	1'52.849 *	30.217	14.886	34.880	32.866 *	281.9
11	1'51.817	30.029	14.859	34.353	32.576	276.9
	PIT	30.159	14.915	34.312	28.458	274.1

11th 36 **Joan MIR** HONDA SPA
Honda HRC Castrol

Runs=2 Total laps=9 Full laps=6 Valid laps=5

Run #	1	Front Tyre	Wet-Medium	Rear Tyre	Wet-Soft	
		New Tyre			New Tyre	
1	2'18.633	35.829	15.880	37.537	33.906	266.0
2	1'53.588	30.755	14.934	34.496	33.403	273.4
3	1'51.293	30.069	14.771	33.987	32.466	281.2
4	1'50.488	29.848	14.692	33.707	32.241	279.7
5	1'49.954	29.742	14.638	33.364	32.210	281.2
6	2'29.175 P	58.530	16.771	41.135	32.739	230.7

Run #	2	Front Tyre	Wet-Medium	Rear Tyre	Wet-Soft	
		6 Laps at start			6 Laps at start	
7	1'56.764	34.924	14.956	34.374	32.510	266.6
8	1'51.399 *	29.927	14.743	33.775	32.954 *	283.4
9	1'50.880	29.927	14.902	33.639	32.412	273.4
	PIT	29.825	14.742	33.645	28.859	280.5

12th 10 **Luca MARINI** HONDA ITA
Honda HRC Castrol

Runs=2 Total laps=10 Full laps=7 Valid laps=7

Run #	1	Front Tyre	Wet-Medium	Rear Tyre	Wet-Soft	
		New Tyre			New Tyre	
1	2'14.801	35.294	15.759	35.785	33.843	264.7
2	1'51.971	30.738	14.882	34.041	32.310	283.4
3	1'51.194	30.547	14.743	33.660	32.244	284.2
4	1'50.082	29.694	14.706	33.627	32.055	284.9
5	1'47.156 P	29.974	14.822	34.198	28.162	279.0

Run #	2	Front Tyre	Wet-Medium	Rear Tyre	Wet-Soft	
		5 Laps at start			5 Laps at start	
6	1'56.984	34.640	15.132	34.422	32.790	281.9
7	1'50.503	29.963	14.767	33.589	32.184	284.2
8	1'50.361	29.781	14.802	33.438	32.340	283.4
9	1'49.959	29.526	14.807	33.399	32.227	283.4
10	2'00.987	34.844	15.026	38.391	32.726	274.8
	PIT	29.934	14.884	34.450	28.424	284.9

13th 47 **Augusto FERNANDEZ** YAMAHA SPA
Yamaha Factory Racing

Runs=2 Total laps=13 Full laps=10 Valid laps=9

Run #	1	Front Tyre	Wet-Medium	Rear Tyre	Wet-Soft	
		New Tyre			New Tyre	
1	2'21.643	40.368	17.269	38.331	34.986	204.1
2	1'54.715	31.580	15.229	34.861	33.045	255.9
3	1'52.399	30.331	14.962	34.330	32.776	259.6
4	1'51.456	30.290	14.933	33.964	32.269	264.7
5	1'50.701	29.872	14.843	33.766	32.220	273.4
6	1'54.829	29.981	15.802	35.580	33.466	243.2

Lap	Lap Time	T1	T2	T3	T4	Speed
7	1'50.224	29.727	14.791	33.514	32.192	278.3
8	1'48.075 P	29.759	14.990	34.592	28.734	272.7
Run # 2	Front Tyre	Wet-Medium		Rear Tyre	Wet-Soft	
		8 Laps at start			8 Laps at start	
9	2'04.265	38.908	15.395	35.204	34.758	264.0
10	1'50.643	29.898	14.820	33.534	32.391	279.0
11	1'57.126	31.918	16.562	35.959	32.687	232.7
12	1'50.000	29.506	14.749	33.471	32.274	280.5
13	2'00.921 *	34.374	15.816	37.862 *	32.869	249.4

14th 49 **Fabio DI GIANNANTONIO** DUCATI ITA
Pertamina Enduro VR46 Racing Team

Runs=2 Total laps=13 Full laps=10 Valid laps=9

Run #	1	Front Tyre	Wet-Medium	Rear Tyre	Wet-Soft	
		New Tyre			New Tyre	
1	2'26.010	35.280	15.567	37.107	33.994	243.7
2	1'53.288	31.134	14.888	34.581	32.685	262.1
3	1'51.287	30.136	14.638	33.892	32.621	276.9
4	1'51.400	29.991	14.724	34.044	32.641	276.2
5	1'49.075 P	30.101	14.833	34.033	30.108	279.7

Run #	2	Front Tyre	Wet-Medium	Rear Tyre	Wet-Soft	
		5 Laps at start			5 Laps at start	
6	1'57.737	35.133	15.114	34.719	32.771	267.3
7	1'51.534	30.138	14.904	33.786	32.706	280.5
8	1'50.798	29.991	14.777	33.530	32.500	282.7
9	1'50.411	29.613	14.724	33.485	32.589	280.5
10	1'50.789	29.877	14.807	33.605	32.500	278.3
11	2'01.999	30.017	14.849	40.089	37.044	277.6
12	1'52.030 *	29.738	14.668	33.987 *	33.637	283.4
13	1'50.270	29.689	14.744	33.458	32.379	281.2

15th 33 **Brad BINDER** KTM RSA
Red Bull KTM Factory Racing

Runs=2 Total laps=11 Full laps=8 Valid laps=7

Run #	1	Front Tyre	Wet-Medium	Rear Tyre	Wet-Soft	
		New Tyre			New Tyre	
1	2'17.420	36.892	16.086	36.293	33.548	254.7
2	1'51.486	30.125	14.852	33.986	32.523	280.5
3	1'51.107	30.093	14.904	33.937	32.173	279.7
4	1'51.019	30.077	14.810	33.628	32.504	285.7
5	1'50.339	29.730	14.829	33.680	32.100	281.9
6	1'57.843	30.311	17.696	37.231	32.605	270.6
7	1'50.589	29.727	14.934	33.695	32.233	281.9
8	1'51.056 P	31.342	15.442	34.588	29.684	265.3

Run #	2	Front Tyre	Wet-Medium	Rear Tyre	Wet-Soft	
		8 Laps at start			8 Laps at start	
9	2'02.470	37.127	17.899	34.680	32.764	268.6
10	1'50.898 *	29.949	14.785	33.475	32.689 *	282.7
11	1'56.183	30.929	15.776	35.110	34.368	248.2
	unfinished	29.652	14.830			281.2

Fastest Lap: Pedro ACOSTA SPA Red Bull KTM Factory Racing **1'48.862** 29.232 14.475 33.074 32.081

These data/results cannot be reproduced, stored and/or transmitted in whole or in part by any manner of electronic, mechanical, photocopying, recording, broadcasting or otherwise now known or herein after developed without the previous express consent by the copyright owner, except for reproduction in daily press and regular printed publications on sale to the public within 60 days of the event related to those data/results and always provided that copyright symbol appears together as follows below.

© MotoGP Sports Entertainment Group, 2026

Official MotoGP Timing by  TISSOT

www.motogp.com

Jerez de la Frontera, Saturday, April 25, 2026

Page 3 of 5

Free Practice Nr. 2

MotoGP™

Lap	Lap Time	T1	T2	T3	T4	Speed
16th	20	Fabio QUARTARARO		YAMAHA		FRA
Monster Energy Yamaha MotoGP Team						
Runs=2		Total laps=11		Full laps=8		Valid laps=8
Run #	1	Front Tyre	Wet-Medium	Rear Tyre	Wet-Soft	
		New Tyre		New Tyre		
1	3'11.261	34.961	15.670	35.857	33.721	276.9
2	1'52.365	30.538	15.045	34.083	32.699	281.9
3	1'51.111	29.735	14.894	33.941	32.541	278.3
4	1'50.885	29.730	14.897	33.784	32.474	279.7
5	1'55.165	31.265	15.533	35.088	33.279	274.1
6	1'54.673	29.609	14.866	36.139	34.059	278.3
7	1'50.412	29.442	14.802	33.704	32.464	280.5
8	1'52.349 P	32.512	15.329	35.298	29.210	276.2
Run #	2	Front Tyre	Wet-Medium	Rear Tyre	Wet-Soft	
		8 Laps at start		8 Laps at start		
9	1'57.565	33.997	15.387	35.132	33.049	275.5
10	1'50.481	29.565	14.878	33.497	32.541	281.2
11	2'01.846	33.767	16.733	35.680	35.666	227.8
	PIT	29.450	14.925	34.127	28.659	278.3

17th	63	Francesco BAGNAIA		DUCATI		ITA
Ducati Lenovo Team						
Runs=2		Total laps=12		Full laps=9		Valid laps=8
Run #	1	Front Tyre	Wet-Medium	Rear Tyre	Wet-Soft	
		New Tyre		New Tyre		
1	2'09.111	34.397	15.628	35.132	33.876	264.7
2	1'52.190	30.269	14.877	34.342	32.702	282.7
3	1'51.391	30.026	14.854	33.937	32.574	276.9
4	1'51.861	30.207	14.875	33.986	32.793	275.5
5	1'51.269	29.881	14.915	33.965	32.508	280.5
6	1'45.795 P	29.769	14.868	33.892	27.266	277.6
Run #	2	Front Tyre	Wet-Medium	Rear Tyre	Wet-Soft	
		6 Laps at start		6 Laps at start		
7	1'55.506	33.844	15.018	33.931	32.713	279.7
8	1'50.508	29.880	14.800	33.569	32.259	284.2
9	1'51.901	29.599	14.752	35.117	32.433	286.4
10	1'50.442	29.656	14.836	33.649	32.301	286.4
11	1'53.671	32.979	14.866	33.550	32.276	284.9
12	1'51.818 *	29.735	14.930	33.961 *	33.192	281.2

18th	54	Fermin ALDEGUER		DUCATI		SPA
BK8 Gresini Racing MotoGP						
Runs=2		Total laps=8		Full laps=5		Valid laps=5
Run #	1	Front Tyre	Wet-Medium	Rear Tyre	Wet-Soft	
		New Tyre		New Tyre		
1	2'25.297	35.960	16.150	37.444	34.627	250.5
2	1'54.184	31.091	15.149	34.670	33.274	272.0
3	1'53.142	30.623	14.987	34.310	33.222	264.7
4	1'51.766	30.238	14.848	33.971	32.709	281.2
5	1'51.384	30.135	14.836	33.938	32.475	278.3
6	1'50.991 P	30.628 *	15.254	35.557	29.552	260.8
Run #	2	Front Tyre	Wet-Medium	Rear Tyre	Wet-Soft	
		6 Laps at start		6 Laps at start		
7	1'56.482	34.713	15.109	33.987	32.673	274.8
8	1'50.531	29.883	14.804	33.587	32.257	278.3

Lap	Lap Time	T1	T2	T3	T4	Speed
unfinished		29.767	14.742	33.520		281.2
19th	11	Diogo MOREIRA		HONDA		BRA
Pro Honda LCR						
Runs=2		Total laps=12		Full laps=9		Valid laps=9
Run #	1	Front Tyre	Wet-Medium	Rear Tyre	Wet-Soft	
		New Tyre		New Tyre		
1	2'12.099	35.229	15.817	36.255	34.638	252.3
2	1'54.355	31.077	15.090	34.818	33.370	274.8
3	1'53.096	31.034	15.042	34.403	32.617	274.1
4	1'52.082	30.385	14.894	34.281	32.522	281.2
5	1'51.253	29.991	14.926	33.851	32.485	278.3
6	1'47.477 P	30.119	15.021	34.031	28.306	269.3
Run #	2	Front Tyre	Wet-Medium	Rear Tyre	Wet-Soft	
		6 Laps at start		6 Laps at start		
7	1'55.287	32.994	15.099	34.337	32.857	278.3
8	1'51.689	30.064	14.943	33.936	32.746	278.3
9	1'51.319	29.991	14.890	33.805	32.633	280.5
10	1'50.804	29.885	14.865	33.553	32.501	281.2
11	1'52.306	30.492	15.007	33.999	32.808	278.3
12	1'53.327	30.250	15.118	33.966	33.993	278.3
	PIT	30.113	14.978	33.872	28.383	281.2

20th	23	Enea BASTIANINI		KTM		ITA
Red Bull KTM Tech3						
Runs=2		Total laps=12		Full laps=9		Valid laps=9
Run #	1	Front Tyre	missing data	Rear Tyre	missing data	
		**	Laps at start	**	Laps at start	
1	3'54.394	34.588	15.367	35.432	33.953	279.0
2	1'52.923	30.748	15.019	34.464	32.692	281.2
3	1'52.164	30.456	14.817	34.195	32.696	281.9
4	1'52.684	30.165	14.868	34.661	32.990	282.7
5	1'51.372	29.981	14.849	33.876	32.666	283.4
6	1'47.010 P	30.002	14.774	33.900	28.334	283.4
Run #	2	Front Tyre	missing data	Rear Tyre	missing data	
		**	Laps at start	**	Laps at start	
7	1'57.322	34.471	15.182	34.544	33.125	281.2
8	1'54.652	30.046	14.960	36.481	33.165	283.4
9	1'53.027	30.108	14.945	35.239	32.735	281.2
10	1'51.507	30.031	14.955	34.053	32.468	281.2
11	1'51.314	30.026	15.016	33.811	32.461	282.7
12	1'51.081	29.966	14.922	33.788	32.405	281.9

21st	79	Ai OGURA		APRILIA		JPN
Trackhouse MotoGP Team						
Runs=2		Total laps=13		Full laps=10		Valid laps=9
Run #	1	Front Tyre	Wet-Medium	Rear Tyre	Wet-Soft	
		New Tyre		New Tyre		
1	2'37.582	39.773	16.639	37.498	34.621	252.3
2	1'56.246	31.725	15.437	35.455	33.629	274.8
3	1'54.433	31.022	15.374	34.826	33.211	272.7
4	1'53.469	30.725	15.180	34.572	32.992	275.5
5	1'52.502	30.183	14.942	34.490	32.887	279.7
6	1'55.795	31.107	15.234	36.439	33.015	256.5
7	1'51.893	30.042	14.930	33.985	32.936	280.5
8	1'54.259 P	32.079	15.464	36.507	30.209	265.3

Fastest Lap: Pedro ACOSTA SPA Red Bull KTM Factory Racing **1'48.862** 29.232 14.475 33.074 32.081

These data/results cannot be reproduced, stored and/or transmitted in whole or in part by any manner of electronic, mechanical, photocopying, recording, broadcasting or otherwise now known or herein after developed without the previous express consent by the copyright owner, except for reproduction in daily press and regular printed publications on sale to the public within 60 days of the event related to those data/results and always provided that copyright symbol appears together as follows below.

© MotoGP Sports Entertainment Group, 2026

Official MotoGP Timing by  TISSOT

www.motogp.com

Jerez de la Frontera, Saturday, April 25, 2026

Page 4 of 5



Free Practice Nr. 2

MotoGP™

Lap	Lap Time	T1	T2	T3	T4	Speed	Lap	Lap Time	T1	T2	T3	T4	Speed
Run #	2	Front Tyre	Wet-Medium	Rear Tyre	Wet-Medium								
		8 Laps at start				New Tyre							
9	2'00.165	36.073	15.576	35.367	33.149	272.7							
10	1'51.900	30.362	14.876	34.168	32.494	283.4							
11	1'51.272	29.859	14.784	34.009	32.620	284.2							
12	1'52.328	30.220	14.820	34.315	32.973	282.7							
13	1'52.706 *	30.283	14.903	34.846 *	32.674	281.9							

22nd **42** **Alex RINS** YAMAHA SPA
Monster Energy Yamaha MotoGP Team

Runs=2 Total laps=11 Full laps=8 Valid laps=6

Run #	1	Front Tyre	Wet-Medium	Rear Tyre	Wet-Soft	
		New Tyre		New Tyre		
1	2'23.274	39.626	16.050	42.531	34.497	254.7
2	1'55.605	31.321	14.989	34.659	34.636	277.6
3	1'53.507	30.334	14.829	34.817	33.527	276.9
4	1'52.756	30.265	15.508	34.098	32.885	279.0
5	1'52.384	30.448	14.946	34.276	32.714	276.9
6	1'54.612 *	30.747 *	15.363	35.591	32.911	272.0
7	1'51.728	30.299	14.848	33.868	32.713	280.5
8	1'50.630 P	31.063	15.215	34.907	29.445	278.3
Run #	2	Front Tyre	Wet-Medium	Rear Tyre	Wet-Soft	
		8 Laps at start		8 Laps at start		
9	2'00.034	37.069	15.274	34.427	33.264	278.3
10	1'51.513 *	30.058	14.896	33.870	32.689 *	279.7
11	1'51.348	30.220	14.824	33.841	32.463	281.2
	PIT	30.400	15.081	34.303	28.795	279.7

23rd **32** **Lorenzo SAVADORI** APRILIA ITA
Aprilia Racing

Runs=2 Total laps=10 Full laps=7 Valid laps=7

Run #	1	Front Tyre	Wet-Medium	Rear Tyre	Wet-Soft	
		New Tyre		New Tyre		
1	2'21.660	37.694	15.840	36.794	34.414	242.6
2	1'53.691	31.103	14.937	34.923	32.728	271.3
3	1'52.450	30.428	14.978	34.391	32.653	267.9
4	2'01.656	35.432	15.313	36.817	34.094	258.9
5	1'52.269	30.358	14.950	34.354	32.607	277.6
6	1'52.556 P	31.893 *	15.666	35.806	29.191	237.3
Run #	2	Front Tyre	Wet-Medium	Rear Tyre	Wet-Medium	
		6 Laps at start		New Tyre		
7	2'02.985	35.133	15.673	35.886	36.293	270.6
8	1'53.746	30.871	14.984	34.980	32.911	281.9
9	1'51.722	30.185	14.820	34.102	32.615	283.4
10	1'51.915	30.053	15.057	34.147	32.658	281.2
	PIT	32.841	15.393	38.464	29.049	280.5

Fastest Lap: Pedro ACOSTA SPA Red Bull KTM Factory Racing **1'48.862** 29.232 14.475 33.074 32.081

These data/results cannot be reproduced, stored and/or transmitted in whole or in part by any manner of electronic, mechanical, photocopying, recording, broadcasting or otherwise now known or herein after developed without the previous express consent by the copyright owner, except for reproduction in daily press and regular printed publications on sale to the public within 60 days of the event related to those data/results and always provided that copyright symbol appears together as follows below.

© MotoGP Sports Entertainment Group, 2026

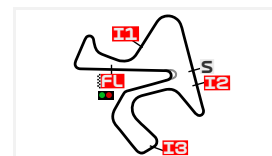
Official MotoGP Timing by  TISSOT

www.motogp.com

Jerez de la Frontera, Saturday, April 25, 2026

Page 5 of 5





Circuito de Jerez - Ángel Nieto 4423 m.

COMBINED PRACTICE TIMES

ESTRELLA GALICIA 0,0 GRAND PRIX OF SPAIN

FREE PRACTICE NR. 2

#	Rider	Nation	Team	Motorcycle	FP1	FP2	Gap
1	49	F.DI GIANNANTON	ITA Pertamina Enduro VR46 Racing Team	DUCATI	1'36.954	16	1'50.270 13
2	21	F.MORBIDELLI	ITA Pertamina Enduro VR46 Racing Team	DUCATI	1'37.242	18	1'49.921 5 0.288 0.288
3	73	A.MARQUEZ	SPA BK8 Gresini Racing MotoGP	DUCATI	1'37.332	5	1'49.774 10 0.378 0.090
4	72	M.BEZZECCHI	ITA Aprilia Racing	APRILIA	1'37.347	11	1'49.640 11 0.393 0.015
5	93	M.MARQUEZ	SPA Ducati Lenovo Team	DUCATI	1'37.496	6	1'49.373 9 0.542 0.149
6	25	R.FERNANDEZ	SPA Trackhouse MotoGP Team	APRILIA	1'37.510	15	1'49.918 9 0.556 0.014
7	43	J.MILLER	AUS Prima Pramac Yamaha MotoGP	YAMAHA	1'37.516	16	1'49.914 8 0.562 0.006
8	37	P.ACOSTA	SPA Red Bull KTM Factory Racing	KTM	1'37.560	16	1'48.862 8 0.606 0.044
9	5	J.ZARCO	FRA Castrol Honda LCR	HONDA	1'37.603	20	1'49.580 12 0.649 0.043
10	89	J.MARTIN	SPA Aprilia Racing	APRILIA	1'37.674	18	1'49.757 9 0.720 0.071
11	63	F.BAGNAIA	ITA Ducati Lenovo Team	DUCATI	1'37.684	9	1'50.442 10 0.730 0.010
12	33	B.BINDER	RSA Red Bull KTM Factory Racing	KTM	1'37.701	18	1'50.339 5 0.747 0.017
13	11	D.MOREIRA	BRA Pro Honda LCR	HONDA	1'37.717	17	1'50.804 10 0.763 0.016
14	36	J.MIR	SPA Honda HRC Castrol	HONDA	1'37.728	9	1'49.954 5 0.774 0.011
15	7	T.RAZGATLIOGLU	TUR Prima Pramac Yamaha MotoGP	YAMAHA	1'37.831	12	1'49.762 5 0.877 0.103
16	54	F.ALDEGUER	SPA BK8 Gresini Racing MotoGP	DUCATI	1'37.964	5	1'50.531 8 1.010 0.133
17	10	L.MARINI	ITA Honda HRC Castrol	HONDA	1'38.007	6	1'49.959 9 1.053 0.043
18	23	E.BASTIANINI	ITA Red Bull KTM Tech3	KTM	1'38.153	16	1'51.081 12 1.199 0.146
19	79	A.OGURA	JPN Trackhouse MotoGP Team	APRILIA	1'38.209	20	1'51.272 11 1.255 0.056
20	20	F.QUARTARARO	FRA Monster Energy Yamaha MotoGP Team	YAMAHA	1'38.221	5	1'50.412 7 1.267 0.012
21	42	A.RINS	SPA Monster Energy Yamaha MotoGP Team	YAMAHA	1'38.320	15	1'51.348 11 1.366 0.099
22	32	L.SAVADORI	ITA Aprilia Racing	APRILIA	1'38.520	5	1'51.722 9 1.566 0.200
23	47	A.FERNANDEZ	SPA Yamaha Factory Racing	YAMAHA	1'38.579	16	1'50.000 12 1.625 0.059

Pole Position Record:	2025	Fabio QUARTARARO	1'35.610	166.5 Km/h
Best Race Lap:	2025	Alex MARQUEZ	1'37.349	163.5 Km/h
All Time Lap Record:	2025	Fabio QUARTARARO	1'35.610	166.5 Km/h

The results are provisional until the end of the limit for protest and appeals.

Time limit for protest expires 60' after publication of the results - **Miguel A. RODRIGUEZ** Time: **10:52**

These data/results cannot be reproduced, stored and/or transmitted in whole or in part by any manner of electronic, mechanical, photocopying, recording, broadcasting or otherwise now known or herein after developed without the previous express consent by the copyright owner, except for reproduction in daily press and regular printed publications on sale to the public within 60 days of the event related to those data/results and always provided that copyright symbol appears together as follows below.

© MotoGP Sports Entertainment Group, 2026

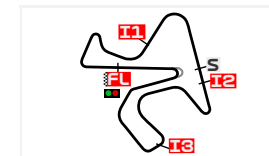
Official MotoGP Timing by

www.motogp.com

Jerez de la Frontera, Saturday, April 25, 2026

BEST PARTIAL TIMES

ESTRELLA GALICIA 0,0 GRAND PRIX OF SPAIN
FREE PRACTICE NR. 2



Circuito de Jerez - Ángel Nieto 4423 m.

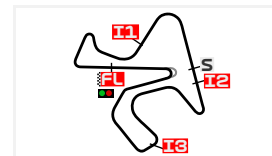
IT Ideal Lap Time, sum of the best partial times

BT Best Lap Time

Pos	T1		T2		T3		T4		Pos	Rider	IT	BT	
	Rider	Time	Rider	Time	Rider	Time	Rider	Time					
1	P.ACOSTA	29.232	P.ACOSTA	14.475	P.ACOSTA	33.074	M.MARQUEZ	31.888	1	P.ACOSTA	1'48.862	1'48.862	(1)
2	J.MILLER	29.419	M.BEZZECCHI	14.477	M.MARQUEZ	33.132	M.BEZZECCHI	31.934	2	M.MARQUEZ	1'49.077	1'49.373	(2)
3	F.QUARTARARO	29.442	M.MARQUEZ	14.611	J.MILLER	33.251	T.RAZGATLIOG	31.958	3	M.BEZZECCHI	1'49.463	1'49.640	(4)
4	M.MARQUEZ	29.446	F.MORBIDELLI	14.626	R.FERNANDEZ	33.303	J.ZARCO	32.053	4	J.ZARCO	1'49.550	1'49.580	(3)
5	J.ZARCO	29.481	J.MIR	14.638	T.RAZGATLIOG	33.311	L.MARINI	32.055	5	L.MARINI	1'49.686	1'49.959	(12)
6	A.FERNANDEZ	29.506	F.DI GIANNANT	14.638	J.MARTIN	33.324	P.ACOSTA	32.081	6	A.MARQUEZ	1'49.692	1'49.774	(7)
7	A.MARQUEZ	29.507	J.MARTIN	14.654	J.ZARCO	33.327	A.MARQUEZ	32.081	7	T.RAZGATLIOGLU	1'49.693	1'49.762	(6)
8	L.MARINI	29.526	J.ZARCO	14.689	A.MARQUEZ	33.359	B.BINDER	32.100	8	J.MILLER	1'49.703	1'49.914	(8)
9	F.MORBIDELLI	29.533	L.MARINI	14.706	J.MIR	33.364	R.FERNANDEZ	32.126	9	J.MARTIN	1'49.713	1'49.757	(5)
10	J.MARTIN	29.548	F.ALDEGUER	14.742	L.MARINI	33.399	J.MARTIN	32.187	10	R.FERNANDEZ	1'49.820	1'49.918	(9)
11	R.FERNANDEZ	29.551	A.MARQUEZ	14.745	F.MORBIDELLI	33.439	A.FERNANDEZ	32.192	11	F.MORBIDELLI	1'49.824	1'49.921	(10)
12	M.BEZZECCHI	29.553	A.FERNANDEZ	14.749	F.DI GIANNANT	33.458	J.MIR	32.210	12	A.FERNANDEZ	1'49.918	1'50.000	(13)
13	T.RAZGATLIOG	29.599	F.BAGNAIA	14.752	A.FERNANDEZ	33.471	F.MORBIDELLI	32.226	13	J.MIR	1'49.954	1'49.954	(11)
14	F.BAGNAIA	29.599	E.BASTIANINI	14.774	B.BINDER	33.475	J.MILLER	32.233	14	B.BINDER	1'50.012	1'50.339	(15)
15	F.DI GIANNANT	29.613	A.OGURA	14.784	F.QUARTARARO	33.497	F.ALDEGUER	32.257	15	F.DI GIANNANTONI	1'50.088	1'50.270	(14)
16	B.BINDER	29.652	B.BINDER	14.785	M.BEZZECCHI	33.499	F.BAGNAIA	32.259	16	F.BAGNAIA	1'50.160	1'50.442	(17)
17	J.MIR	29.742	J.MILLER	14.800	F.ALDEGUER	33.520	F.DI GIANNANT	32.379	17	F.QUARTARARO	1'50.205	1'50.412	(16)
18	F.ALDEGUER	29.767	F.QUARTARAR	14.802	F.BAGNAIA	33.550	E.BASTIANINI	32.405	18	F.ALDEGUER	1'50.286	1'50.531	(18)
19	A.OGURA	29.859	L.SAVADORI	14.820	D.MOREIRA	33.553	A.RINS	32.463	19	D.MOREIRA	1'50.788	1'50.804	(19)
20	D.MOREIRA	29.885	A.RINS	14.824	E.BASTIANINI	33.788	F.QUARTARAR	32.464	20	E.BASTIANINI	1'50.933	1'51.081	(20)
21	E.BASTIANINI	29.966	T.RAZGATLIOG	14.825	A.RINS	33.841	D.MOREIRA	32.485	21	A.OGURA	1'51.122	1'51.272	(21)
22	L.SAVADORI	30.053	R.FERNANDEZ	14.840	A.OGURA	33.985	A.OGURA	32.494	22	A.RINS	1'51.186	1'51.348	(22)
23	A.RINS	30.058	D.MOREIRA	14.865	L.SAVADORI	34.102	L.SAVADORI	32.607	23	L.SAVADORI	1'51.582	1'51.722	(23)

These data/results cannot be reproduced, stored and/or transmitted in whole or in part by any manner of electronic, mechanical, photocopying, recording, broadcasting or otherwise now known or herein after developed without the previous express consent by the copyright owner, except for reproduction in daily press and regular printed publications on sale to the public within 60 days of the event related to those data/results and always provided that copyright symbol appears together as follows below.

© MotoGP Sports Entertainment Group, 2026



Circuito de Jerez - Ángel Nieto 4423 m.

FASTEST LAPS SEQUENCE

ESTRELLA GALICIA O,O GRAND PRIX OF SPAIN

FREE PRACTICE NR. 2

<i>Practice Time</i>	<i>#</i>	<i>Rider</i>	<i>Nation</i>	<i>Motorcycle</i>	<i>Time</i>	<i>Km/h</i>	<i>Rider's Lap</i>
3'57.377	73	Alex MARQUEZ	SPA	DUCATI	1'53.793	139.9	2
3'57.765	5	Johann ZARCO	FRA	HONDA	1'52.260	141.8	2
4'01.301	63	Francesco BAGNAIA	ITA	DUCATI	1'52.190	141.9	2
4'02.844	37	Pedro ACOSTA	SPA	KTM	1'51.200	143.1	2
5'53.425	37	Pedro ACOSTA	SPA	KTM	1'50.581	143.9	3
6'08.457	43	Jack MILLER	AUS	YAMAHA	1'50.237	144.4	3
6'34.295	93	Marc MARQUEZ	SPA	DUCATI	1'49.376	145.5	3
20'15.279	37	Pedro ACOSTA	SPA	KTM	1'48.862	146.2	8

These data/results cannot be reproduced, stored and/or transmitted in whole or in part by any manner of electronic, mechanical, photocopying, recording, broadcasting or otherwise now known or herein after developed without the previous express consent by the copyright owner, except for reproduction in daily press and regular printed publications on sale to the public within 60 days of the event related to those data/results and always provided that copyright symbol appears together as follows below.

© MotoGP Sports Entertainment Group, 2026

Official MotoGP Timing by www.motogp.com

Jerez de la Frontera, Saturday, April 25, 2026